

How do I use this document?





View and navigate PDFs

Do any of the following:

- To enlarge or reduce the page, use the zoom, magnification, and fit options in the toolbar at the top of the window.



Zoom, magnification, and fit options in toolbar

- To go to a specific page number, enter it to the right of the Show Previous  and Show Next  buttons in the toolbar (A).
- To navigate visually, click the Page Thumbnails icon  at the upper left of the window (B).
- To jump to areas of interest, click the Bookmarks icon  at the upper left of the window (C).

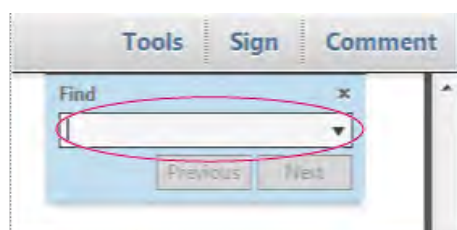


Quickly navigate with the above options

Find information in a PDF

To search page content, do either of the following:

- Right-click the document, and choose Find from the pop-up menu. In the upper right of the window, enter your search term, and click the arrows to navigate to each instance.



To display the search box, right-click the document, and choose Find.

- To perform a more complex search for whole words, phrases, comments, and other options, choose Edit > Advanced Search (Shift+Ctrl/Command+F). Search appears as a separate window that you can move, resize, minimize, or arrange partially or completely behind the PDF window.

Report of Organizational Actions Affecting Basis of Securities

▶ See separate instructions.

Part I Reporting Issuer

1 Issuer's name		2 Issuer's employer identification number (EIN)	
SEE APPENDIX A		SEE APPENDIX A	
3 Name of contact for additional information	4 Telephone No. of contact	5 Email address of contact	
BNY MELLON, TRUSTEE	800-813-3074	BNYM.UIT.ETF.Tax@bnymellon.com	
6 Number and street (or P.O. box if mail is not delivered to street address) of contact		7 City, town, or post office, state, and ZIP code of contact	
P.O. BOX 455		EAST SYRACUSE, NY 13057	
8 Date of action		9 Classification and description	
SEE APPENDIX A		RETURN OF CAPITAL	
10 CUSIP number	11 Serial number(s)	12 Ticker symbol	13 Account number(s)
SEE APPENDIX A	N/A	SEE APPENDIX A	N/A

Part II Organizational Action Attach additional statements if needed. See back of form for additional questions.

14 Describe the organizational action and, if applicable, the date of the action or the date against which shareholders' ownership is measured for the action ▶ DURING THE YEAR ENDED DECEMBER 31, 2018, THE ISSUER DISTRIBUTED AMOUNTS TO ITS UNITHOLDERS, A PORTION OR ALL OF WHICH CONSTITUTED A RETURN OF CAPITAL. SEE APPENDIX A FOR A COMPLETE LIST OF DISTRUBUTIONS AND RETURN OF CAPITAL AMOUNTS.

15 Describe the quantitative effect of the organizational action on the basis of the security in the hands of a U.S. taxpayer as an adjustment per share or as a percentage of old basis ▶ APPENDIX A PROVIDES THE TOTAL DISTRIBUTIONS PER UNIT, AS WELL AS THE RETURN OF CAPITAL PER UNIT, ON A DISTRIBUTION BY DISTRIBUTION BASIS. THE RETURN OF CAPITAL REPORTED SHOULD REDUCE THE TAXPAYER'S ADJUSTED BASIS OF EACH UNIT HELD ON THE DATE OF THE DISTRIBUTION.

16 Describe the calculation of the change in basis and the data that supports the calculation, such as the market values of securities and the valuation dates ▶ AN ANALYSIS OF THE ISSUER'S CURRENT AND ACCUMULATED EARNINGS AND PROFITS WAS PERFORMED IN ORDER TO DETERMINE THE PORTION OF THE DISTRIBUTION THAT CONSTITUTED A DIVIDEND AND THE PORTION THAT CONSTITUTED A RETURN OF CAPITAL.

Part II Organizational Action (continued)

17 List the applicable Internal Revenue Code section(s) and subsection(s) upon which the tax treatment is based ▶ _____
I.R.C. SECTION 301(c)(2)

18 Can any resulting loss be recognized? ▶ THE RETURN OF CAPITAL REPORTED SHOULD REDUCE THE ADJUSTED BASIS OF EACH UNIT HELD ON THE DATE OF THE DISTRIBUTION. UPON THE DISPOSITION OF ALL OR A PORTION OF THE UNITS, THE TAXPAYER SHOULD RECOGNIZE GREATER GAIN/LESS LOSS.

19 Provide any other information necessary to implement the adjustment, such as the reportable tax year ▶ _____
THE REPORTABLE TAX YEAR OF THE DISTRIBUTIONS IS 2018.

Sign Here Under penalties of perjury, I declare that I have examined this return, including accompanying schedules and statements, and to the best of my knowledge and belief, it is true, correct, and complete. Declaration of preparer (other than officer) is based on all information of which preparer has any knowledge.

Signature ▶ _____ Date ▶ _____

Print your name ▶ EXECUTED COPY AVAILABLE AT ADDRESS ABOVE Title ▶ _____

Paid Preparer Use Only	Print/Type preparer's name	Preparer's signature	Date	Check <input type="checkbox"/> if self-employed	PTIN
	Firm's name ▶	Firm's EIN ▶			
	Firm's address ▶	Phone no.			

Issuer's Name	EIN	CUSIP 1	CUSIP 2	CUSIP 3	CUSIP 4	CUSIP 5	Ticker Symbol	Date of Corporate Action	Distribution Per Unit	Per Unit Reduction of Taxpayer's Basis
FIXED INC SECURITIES GNMA ADVANTAGE INC PORT SER 2	86-1109902	007582208	007582216				GNMA002	12/19/2018	0.02140	0.01651
TAX EXEMPT SECURITIES TRUST CALIFORNIA TRUST 230(ADVISOR'S DISCIPLINED TRUST	26-2998624	007582786					CA230	1/10/2018	51.91000	49.07052
TAX EXEMPT SECURITIES TRUST CALIFORNIA TRUST 230(ADVISOR'S DISCIPLINED TRUST	26-2998624	007582786					CA230	4/10/2018	73.45000	69.43229
TAX EXEMPT SECURITIES TRUST CALIFORNIA TRUST 230(ADVISOR'S DISCIPLINED TRUST	26-2998624	007582786					CA230	8/10/2018	108.46000	102.52724
ADVISORS CORPORATE TRUST - STRATEGIC SERIES 5ADT 365	27-1378317	007582794	007582810				ACTST005	1/10/2018	2.20000	0.49280
ADVISORS CORPORATE TRUST - STRATEGIC SERIES 5ADT 365	27-1378317	007582794	007582810				ACTST005	1/10/2018	114.96000	113.62646
ADVISORS CORPORATE TRUST - STRATEGIC SERIES 5ADT 365	27-1378317	007582794	007582810				ACTST005	2/10/2018	1.91000	0.42784
ADVISORS CORPORATE TRUST - STRATEGIC SERIES 5ADT 365	27-1378317	007582794	007582810				ACTST005	3/10/2018	1.90000	0.42560
ADVISORS CORPORATE TRUST - STRATEGIC SERIES 5ADT 365	27-1378317	007582794	007582810				ACTST005	3/10/2018	53.63000	53.00789
ADVISORS CORPORATE TRUST - STRATEGIC SERIES 5ADT 365	27-1378317	007582794	007582810				ACTST005	4/10/2018	1.69000	0.37856
ADVISORS CORPORATE TRUST - STRATEGIC SERIES 5ADT 365	27-1378317	007582794	007582810				ACTST005	5/10/2018	1.70000	0.38080
ADVISORS CORPORATE TRUST - STRATEGIC SERIES 5ADT 365	27-1378317	007582794	007582810				ACTST005	6/10/2018	1.62000	0.36288
ADVISORS CORPORATE TRUST - STRATEGIC SERIES 5ADT 365	27-1378317	007582794	007582810				ACTST005	6/10/2018	8.84000	8.73746
ADVISORS CORPORATE TRUST - STRATEGIC SERIES 5ADT 365	27-1378317	007582794	007582810				ACTST005	7/10/2018	1.60000	0.35840
ADVISORS CORPORATE TRUST - STRATEGIC SERIES 5ADT 365	27-1378317	007582794	007582810				ACTST005	8/10/2018	1.62000	0.36288
ADVISORS CORPORATE TRUST - STRATEGIC SERIES 5ADT 365	27-1378317	007582794	007582810				ACTST005	9/10/2018	1.41000	0.31584
ADVISORS CORPORATE TRUST - STRATEGIC SERIES 5ADT 365	27-1378317	007582794	007582810				ACTST005	9/10/2018	69.62000	68.81241
ADVISORS CORPORATE TRUST - STRATEGIC SERIES 5ADT 365	27-1378317	007582794	007582810				ACTST005	10/10/2018	1.24000	0.27776
ADVISORS CORPORATE TRUST - STRATEGIC SERIES 5ADT 365	27-1378317	007582794	007582810				ACTST005	11/10/2018	1.27000	0.28448
ADVISORS CORPORATE TRUST - STRATEGIC SERIES 5ADT 365	27-1378317	007582794	007582810				ACTST005	12/10/2018	1.28000	0.28672
FIXED INCOME SECURITIES GNMA ADVANTAGE INC SER 4	20-3253759	00765T267	00765T291	00765T283	00765T275		GNMA004	12/19/2018	0.01480	0.01401
FIXED INCOME SECURITIES GNMA ADVANTAGE INC SER 5AM TEST	20-4318730	00765V445	00765V452	00765V478	00765V460		GNMA005	12/19/2018	0.01490	0.00995
FIXED INCOME SECURITIES GNMA ADVANTAGE INC SER 6	20-5455780	00765W682	00765W690	00765W716	00765W708		GNMA006	1/1/2018	0.01280	0.00015
FIXED INCOME SECURITIES GNMA ADVANTAGE INC SER 6	20-5455780	00765W682	00765W690	00765W716	00765W708		GNMA006	2/1/2018	0.01320	0.00016
FIXED INCOME SECURITIES GNMA ADVANTAGE INC SER 6	20-5455780	00765W682	00765W690	00765W716	00765W708		GNMA006	3/1/2018	0.01300	0.00015
FIXED INCOME SECURITIES GNMA ADVANTAGE INC SER 6	20-5455780	00765W682	00765W690	00765W716	00765W708		GNMA006	4/1/2018	0.01310	0.00015
FIXED INCOME SECURITIES GNMA ADVANTAGE INC SER 6	20-5455780	00765W682	00765W690	00765W716	00765W708		GNMA006	5/1/2018	0.01310	0.00015
FIXED INCOME SECURITIES GNMA ADVANTAGE INC SER 6	20-5455780	00765W682	00765W690	00765W716	00765W708		GNMA006	6/1/2018	0.01290	0.00015
FIXED INCOME SECURITIES GNMA ADVANTAGE INC SER 6	20-5455780	00765W682	00765W690	00765W716	00765W708		GNMA006	7/1/2018	0.01280	0.00015
FIXED INCOME SECURITIES GNMA ADVANTAGE INC SER 6	20-5455780	00765W682	00765W690	00765W716	00765W708		GNMA006	8/1/2018	0.01220	0.00014
FIXED INCOME SECURITIES GNMA ADVANTAGE INC SER 6	20-5455780	00765W682	00765W690	00765W716	00765W708		GNMA006	9/1/2018	0.01200	0.00014
FIXED INCOME SECURITIES GNMA ADVANTAGE INC SER 6	20-5455780	00765W682	00765W690	00765W716	00765W708		GNMA006	10/1/2018	0.01190	0.00014
FIXED INCOME SECURITIES GNMA ADVANTAGE INC SER 6	20-5455780	00765W682	00765W690	00765W716	00765W708		GNMA006	11/1/2018	0.01230	0.00015
FIXED INCOME SECURITIES GNMA ADVANTAGE INC SER 6	20-5455780	00765W682	00765W690	00765W716	00765W708		GNMA006	12/1/2018	0.01370	0.00016
FIXED INCOME SECURITIES GNMA ADVANTAGE INC SER 8	11-3818744	00766N426	00766N434	00766N459	00766N442		GNMA008	1/1/2018	0.00890	0.00266
FIXED INCOME SECURITIES GNMA ADVANTAGE INC SER 8	11-3818744	00766N426	00766N434	00766N459	00766N442		GNMA008	2/1/2018	0.00900	0.00269
FIXED INCOME SECURITIES GNMA ADVANTAGE INC SER 8	11-3818744	00766N426	00766N434	00766N459	00766N442		GNMA008	3/1/2018	0.00860	0.00257
FIXED INCOME SECURITIES GNMA ADVANTAGE INC SER 8	11-3818744	00766N426	00766N434	00766N459	00766N442		GNMA008	4/1/2018	0.00880	0.00263
FIXED INCOME SECURITIES GNMA ADVANTAGE INC SER 8	11-3818744	00766N426	00766N434	00766N459	00766N442		GNMA008	5/1/2018	0.00860	0.00257
FIXED INCOME SECURITIES GNMA ADVANTAGE INC SER 8	11-3818744	00766N426	00766N434	00766N459	00766N442		GNMA008	6/1/2018	0.00860	0.00257
FIXED INCOME SECURITIES GNMA ADVANTAGE INC SER 8	11-3818744	00766N426	00766N434	00766N459	00766N442		GNMA008	7/1/2018	0.00810	0.00242
FIXED INCOME SECURITIES GNMA ADVANTAGE INC SER 8	11-3818744	00766N426	00766N434	00766N459	00766N442		GNMA008	8/1/2018	0.00740	0.00221
FIXED INCOME SECURITIES GNMA ADVANTAGE INC SER 8	11-3818744	00766N426	00766N434	00766N459	00766N442		GNMA008	9/1/2018	0.00760	0.00227
FIXED INCOME SECURITIES GNMA ADVANTAGE INC SER 8	11-3818744	00766N426	00766N434	00766N459	00766N442		GNMA008	10/1/2018	0.00760	0.00227
FIXED INCOME SECURITIES GNMA ADVANTAGE INC SER 8	11-3818744	00766N426	00766N434	00766N459	00766N442		GNMA008	11/1/2018	0.00790	0.00236
FIXED INCOME SECURITIES GNMA ADVANTAGE INC SER 8	11-3818744	00766N426	00766N434	00766N459	00766N442		GNMA008	12/1/2018	0.00780	0.00233
FIXED INCOME SECURITIES TAXABLE MUNICIPALPORTFOLIO SERIES 1	11-3824241	00767D146	00767D161				TMB001	1/15/2018	0.02515	0.00060
FIXED INCOME SECURITIES TAXABLE MUNICIPALPORTFOLIO SERIES 1	11-3824241	00767D146	00767D161				TMB001	2/15/2018	0.02535	0.00061
FIXED INCOME SECURITIES TAXABLE MUNICIPALPORTFOLIO SERIES 1	11-3824241	00767D146	00767D161				TMB001	3/15/2018	0.02544	0.00061
FIXED INCOME SECURITIES TAXABLE MUNICIPALPORTFOLIO SERIES 1	11-3824241	00767D146	00767D161				TMB001	4/15/2018	0.02548	0.00061
FIXED INCOME SECURITIES TAXABLE MUNICIPALPORTFOLIO SERIES 1	11-3824241	00767D146	00767D161				TMB001	5/15/2018	0.02548	0.00061
FIXED INCOME SECURITIES TAXABLE MUNICIPALPORTFOLIO SERIES 1	11-3824241	00767D146	00767D161				TMB001	6/15/2018	0.02579	0.00062
FIXED INCOME SECURITIES TAXABLE MUNICIPALPORTFOLIO SERIES 1	11-3824241	00767D146	00767D161				TMB001	7/15/2018	0.02617	0.00063
FIXED INCOME SECURITIES TAXABLE MUNICIPALPORTFOLIO SERIES 1	11-3824241	00767D146	00767D161				TMB001	8/15/2018	0.02597	0.00062
FIXED INCOME SECURITIES TAXABLE MUNICIPALPORTFOLIO SERIES 1	11-3824241	00767D146	00767D161				TMB001	9/15/2018	0.02574	0.00062
FIXED INCOME SECURITIES TAXABLE MUNICIPALPORTFOLIO SERIES 1	11-3824241	00767D146	00767D161				TMB001	10/15/2018	0.02354	0.00056
FIXED INCOME SECURITIES TAXABLE MUNICIPALPORTFOLIO SERIES 1	11-3824241	00767D146	00767D161				TMB001	10/15/2018	0.69281	0.69281
FIXED INCOME SECURITIES TAXABLE MUNICIPALPORTFOLIO SERIES 1	11-3824241	00767D146	00767D161				TMB001	11/15/2018	0.02134	0.00051
FIXED INCOME SECURITIES TAXABLE MUNICIPALPORTFOLIO SERIES 1	11-3824241	00767D146	00767D161				TMB001	12/15/2018	0.02087	0.00050
FIXED INCOME SECURITIES TAXABLE MUNICIPALPORTFOLIO SERIES 1	11-3824241	00767D146	00767D161				TMB001	12/15/2018	0.17897	0.17897

Issuer's Name	EIN	CUSIP 1	CUSIP 2	CUSIP 3	CUSIP 4	CUSIP 5	Ticker Symbol	Date of Corporate Action	Distribution Per Unit	Per Unit Reduction of Taxpayer's Basis
FIXED INCOME SECURITIES GNMA ADVANTAGE INC SER 9	11-3829163	00767G701	00767G719	00767G735	00767G727		GNMA009	1/1/2018	0.00990	0.00304
FIXED INCOME SECURITIES GNMA ADVANTAGE INC SER 9	11-3829163	00767G701	00767G719	00767G735	00767G727		GNMA009	2/1/2018	0.01120	0.00344
FIXED INCOME SECURITIES GNMA ADVANTAGE INC SER 9	11-3829163	00767G701	00767G719	00767G735	00767G727		GNMA009	3/1/2018	0.01220	0.00375
FIXED INCOME SECURITIES GNMA ADVANTAGE INC SER 9	11-3829163	00767G701	00767G719	00767G735	00767G727		GNMA009	4/1/2018	0.01170	0.00380
FIXED INCOME SECURITIES GNMA ADVANTAGE INC SER 9	11-3829163	00767G701	00767G719	00767G735	00767G727		GNMA009	5/1/2018	0.01200	0.00369
FIXED INCOME SECURITIES GNMA ADVANTAGE INC SER 9	11-3829163	00767G701	00767G719	00767G735	00767G727		GNMA009	6/1/2018	0.01220	0.00375
FIXED INCOME SECURITIES GNMA ADVANTAGE INC SER 9	11-3829163	00767G701	00767G719	00767G735	00767G727		GNMA009	7/1/2018	0.01210	0.00372
FIXED INCOME SECURITIES GNMA ADVANTAGE INC SER 9	11-3829163	00767G701	00767G719	00767G735	00767G727		GNMA009	8/1/2018	0.01210	0.00372
FIXED INCOME SECURITIES GNMA ADVANTAGE INC SER 9	11-3829163	00767G701	00767G719	00767G735	00767G727		GNMA009	9/1/2018	0.01180	0.00363
FIXED INCOME SECURITIES GNMA ADVANTAGE INC SER 9	11-3829163	00767G701	00767G719	00767G735	00767G727		GNMA009	10/1/2018	0.01180	0.00363
FIXED INCOME SECURITIES GNMA ADVANTAGE INC SER 9	11-3829163	00767G701	00767G719	00767G735	00767G727		GNMA009	11/1/2018	0.01170	0.00360
FIXED INCOME SECURITIES GNMA ADVANTAGE INC SER 9	11-3829163	00767G701	00767G719	00767G735	00767G727		GNMA009	12/1/2018	0.01170	0.00360
TAX EXEMPT SECURITIES TRUST, NATIONAL TRUST 445(ADVISOR'S DISCIPLINED TRUST	11-3834009	00767G784					NAT445	2/10/2018	46.37000	44.00977
TAX EXEMPT SECURITIES TRUST, NATIONAL TRUST 446(ADT 247)	11-3834041	00767J515					NAT446	1/10/2018	81.89000	79.53976
TAX EXEMPT SECURITIES TRUST, NATIONAL TRUST 446(ADT 247)	11-3834041	00767J515					NAT446	7/10/2018	67.14000	65.21308
TAX EXEMPT SECURITIES TRUST NATIONAL TRUST 447ADT 255	11-3839399	00767K108					NAT447	7/10/2018	83.38000	81.42891
TAX EXEMPT SECURITIES TRUST NATIONAL TRUST 447ADT 255	11-3839399	00767K108					NAT447	9/10/2018	137.08000	133.87233
TAX EXEMPT SECURITIES TRUST, NEW JERSEY 185(ADT 258)	11-3839402	00767K231					NJ185	2/10/2018	138.42000	137.29880
TAX EXEMPT SECURITIES TRUST, NEW JERSEY 185(ADT 258)	11-3839402	00767K231					NJ185	3/10/2018	57.39000	56.92514
TAX EXEMPT SECURITIES TRUST, NEW JERSEY 185(ADT 258)	11-3839402	00767K231					NJ185	7/10/2018	84.40000	83.71636
TAX EXEMPT SECURITIES TRUST CALIFORNIA 229-ADT 257	11-3839401	00767K249					CA229	4/10/2018	98.23000	96.99230
TAX EXEMPT SECURITIES TRUST CALIFORNIA 229-ADT 257	11-3839401	00767K249					CA229	5/10/2018	98.23000	96.99230
TAX EXEMPT SECURITIES TRUST CALIFORNIA 229-ADT 257	11-3839401	00767K249					CA229	6/10/2018	49.12000	48.50109
TAX EXEMPT SECURITIES TRUST CALIFORNIA 229-ADT 257	11-3839401	00767K249					CA229	7/10/2018	98.23000	96.99230
TAX EXEMPT SECURITIES TRUST CALIFORNIA 229-ADT 257	11-3839401	00767K249					CA229	9/10/2018	122.79000	121.24285
TAX EXEMPT SECURITIES TRUST CALIFORNIA 229-ADT 257	11-3839401	00767K249					CA229	11/10/2018	49.12000	48.50109
TAX EXEMPT SECURITIES TRUST NEW YORK 268 - ADT 257	11-3839400	00767K256					NY268	6/10/2018	45.28000	45.12152
TAX EXEMPT SECURITIES TRUST, NATIONAL TRUST 448(ADT 264)	11-3841941	00767K389					NAT448	1/10/2018	198.98000	194.60244
TAX EXEMPT SECURITIES TRUST, NATIONAL TRUST 448(ADT 264)	11-3841941	00767K389					NAT448	2/10/2018	37.71000	36.88038
TAX EXEMPT SECURITIES TRUST, NATIONAL TRUST 448(ADT 264)	11-3841941	00767K389					NAT448	3/10/2018	95.24000	93.14472
TAX EXEMPT SECURITIES TRUST, NATIONAL TRUST 448(ADT 264)	11-3841941	00767K389					NAT448	6/10/2018	155.88000	152.45064
TAX EXEMPT SECURITIES TRUST, NATIONAL TRUST 448(ADT 264)	11-3841941	00767K389					NAT448	8/10/2018	126.56000	123.77568
TAX EXEMPT SECURITIES TRUST, NATIONAL TRUST 448(ADT 264)	11-3841941	00767K389					NAT448	9/10/2018	44.94000	43.95132
FIXED INCOME SECURITIES GNMA ADVANTAGE INC SER 10	11-3841945	00767K710	00767K728	00767K744	00767K736		GNMA010	1/1/2018	0.00850	0.00349
FIXED INCOME SECURITIES GNMA ADVANTAGE INC SER 10	11-3841945	00767K710	00767K728	00767K744	00767K736		GNMA010	2/1/2018	0.00830	0.00341
FIXED INCOME SECURITIES GNMA ADVANTAGE INC SER 10	11-3841945	00767K710	00767K728	00767K744	00767K736		GNMA010	2/1/2018	0.28400	0.28400
FIXED INCOME SECURITIES GNMA ADVANTAGE INC SER 10	11-3841945	00767K710	00767K728	00767K744	00767K736		GNMA010	3/1/2018	0.00820	0.00337
FIXED INCOME SECURITIES GNMA ADVANTAGE INC SER 10	11-3841945	00767K710	00767K728	00767K744	00767K736		GNMA010	4/1/2018	0.00710	0.00292
FIXED INCOME SECURITIES GNMA ADVANTAGE INC SER 10	11-3841945	00767K710	00767K728	00767K744	00767K736		GNMA010	5/1/2018	0.00830	0.00341
FIXED INCOME SECURITIES GNMA ADVANTAGE INC SER 10	11-3841945	00767K710	00767K728	00767K744	00767K736		GNMA010	6/1/2018	0.01620	0.00666
FIXED INCOME SECURITIES GNMA ADVANTAGE INC SER 10	11-3841945	00767K710	00767K728	00767K744	00767K736		GNMA010	7/1/2018	0.00800	0.00329
FIXED INCOME SECURITIES GNMA ADVANTAGE INC SER 10	11-3841945	00767K710	00767K728	00767K744	00767K736		GNMA010	8/1/2018	0.00780	0.00321
FIXED INCOME SECURITIES GNMA ADVANTAGE INC SER 10	11-3841945	00767K710	00767K728	00767K744	00767K736		GNMA010	9/1/2018	0.00770	0.00316
FIXED INCOME SECURITIES GNMA ADVANTAGE INC SER 10	11-3841945	00767K710	00767K728	00767K744	00767K736		GNMA010	10/1/2018	0.00760	0.00312
FIXED INCOME SECURITIES GNMA ADVANTAGE INC SER 10	11-3841945	00767K710	00767K728	00767K744	00767K736		GNMA010	11/1/2018	0.00750	0.00308
FIXED INCOME SECURITIES GNMA ADVANTAGE INC SER 10	11-3841945	00767K710	00767K728	00767K744	00767K736		GNMA010	12/1/2018	0.00750	0.00308
TAX EXEMPT SECURITIES TRUST NATIONAL TRUST 449- ADT 286	26-3094012	00767L346					NAT449	3/10/2018	53.94000	52.80726
TAX EXEMPT SECURITIES TRUST NATIONAL TRUST 449- ADT 286	26-3094012	00767L346					NAT449	4/10/2018	55.23000	54.07017
TAX EXEMPT SECURITIES TRUST NATIONAL TRUST 449- ADT 286	26-3094012	00767L346					NAT449	6/10/2018	188.25000	184.29675
TAX EXEMPT SECURITIES TRUST NATIONAL TRUST 449- ADT 286	26-3094012	00767L346					NAT449	8/10/2018	36.48000	35.71392
TAX EXEMPT SECURITIES TRUST NATIONAL TRUST 449- ADT 286	26-3094012	00767L346					NAT449	9/10/2018	65.09000	63.72311
TAX EXEMPT SECURITIES TRUST NATIONAL TRUST 449- ADT 286	26-3094012	00767L346					NAT449	10/10/2018	58.58000	57.34982
TAX EXEMPT SECURITIES TRUST NATIONAL TRUST 449- ADT 286	26-3094012	00767L346					NAT449	11/10/2018	37.75000	36.95725
TAX EXEMPT SECURITIES TRUST, NEW YORK 269 (ADT272)	30-0492312	00767L353					NY269	2/10/2018	46.16000	45.56454
TAX EXEMPT SECURITIES TRUST, NEW YORK 269 (ADT272)	30-0492312	00767L353					NY269	5/10/2018	43.14000	42.58349
TAX EXEMPT SECURITIES TRUST, NEW YORK 269 (ADT272)	30-0492312	00767L353					NY269	6/10/2018	47.45000	46.83790

Issuer's Name	EIN	CUSIP 1	CUSIP 2	CUSIP 3	CUSIP 4	CUSIP 5	Ticker Symbol	Date of Corporate Action	Distribution Per Unit	Per Unit Reduction of Taxpayer's Basis
TAX EXEMPT SECURITIES TRUST, NEW YORK 269 (ADT272)	30-0492312	00767L353					NY269	9/10/2018	52.19000	51.51675
TAX EXEMPT SECURITIES TRUST, NEW YORK 269 (ADT272)	30-0492312	00767L353					NY269	10/10/2018	47.67000	47.05506
TAX EXEMPT SECURITIES TRUST, CALIFORNIA TRUST 231(ADVISORS DISCIPLINED TRUST 2	32-0259600	00767Q204					CA231	1/10/2018	77.36000	70.90818
TAX EXEMPT SECURITIES TRUST, CALIFORNIA TRUST 231(ADVISORS DISCIPLINED TRUST 2	32-0259600	00767Q204					CA231	2/10/2018	37.00000	33.91420
TAX EXEMPT SECURITIES TRUST, CALIFORNIA TRUST 231(ADVISORS DISCIPLINED TRUST 2	32-0259600	00767Q204					CA231	3/10/2018	9.92000	9.09267
TAX EXEMPT SECURITIES TRUST, CALIFORNIA TRUST 231(ADVISORS DISCIPLINED TRUST 2	32-0259600	00767Q204					CA231	4/10/2018	89.60000	82.12736
TAX EXEMPT SECURITIES TRUST, NATIONAL TRUST 450(ADVISORS DISCIPLINED TRUST 3	32-0259607	00767Q337					NAT450	1/10/2018	142.36000	132.99271
TAX EXEMPT SECURITIES TRUST, NATIONAL TRUST 450(ADVISORS DISCIPLINED TRUST 3	32-0259607	00767Q337					NAT450	2/10/2018	100.45000	93.84039
TAX EXEMPT SECURITIES TRUST, NATIONAL TRUST 450(ADVISORS DISCIPLINED TRUST 3	32-0259607	00767Q337					NAT450	6/10/2018	60.02000	56.07068
TAX EXEMPT SECURITIES TRUST, NATIONAL TRUST 450(ADVISORS DISCIPLINED TRUST 3	32-0259607	00767Q337					NAT450	7/10/2018	119.68000	111.80506
TAX EXEMPT SECURITIES TRUST, NATIONAL TRUST 450(ADVISORS DISCIPLINED TRUST 3	32-0259607	00767Q337					NAT450	9/10/2018	96.10000	89.77662
TAX EXEMPT SECURITIES TRUST, NATIONAL TRUST 450(ADVISORS DISCIPLINED TRUST 3	32-0259607	00767Q337					NAT450	11/10/2018	65.08000	60.79774
TAX EXEMPT SECURITIES TRUST, NATIONAL TRUST 451(ADVISORS DISCIPLINED TRUST 3	32-0259646	00767Q626					NAT451	1/10/2018	52.28000	48.51061
TAX EXEMPT SECURITIES TRUST, NATIONAL TRUST 451(ADVISORS DISCIPLINED TRUST 3	32-0259646	00767Q626					NAT451	5/10/2018	45.23000	41.96892
TAX EXEMPT SECURITIES TRUST, NATIONAL TRUST 451(ADVISORS DISCIPLINED TRUST 3	32-0259646	00767Q626					NAT451	6/10/2018	190.31000	176.58865
TAX EXEMPT SECURITIES TRUST, NATIONAL TRUST 451(ADVISORS DISCIPLINED TRUST 3	32-0259646	00767Q626					NAT451	7/10/2018	49.43000	45.86610
TAX EXEMPT SECURITIES TRUST, NATIONAL TRUST 451(ADVISORS DISCIPLINED TRUST 3	32-0259646	00767Q626					NAT451	9/10/2018	59.32000	55.04303
TAX EXEMPT SECURITIES TRUST, NATIONAL TRUST 451(ADVISORS DISCIPLINED TRUST 3	32-0259646	00767Q626					NAT451	10/10/2018	17.30000	16.05267
TAX EXEMPT SECURITIES TRUST, NATIONAL TRUST 451(ADVISORS DISCIPLINED TRUST 3	32-0259646	00767Q626					NAT451	12/10/2018	138.69000	128.69045
ADVISORS CORPORATE TRUST, SERIES 1 (ADVISORS DISCIPLINED TRUST 311)	32-0270404	00767Q758	00767Q766				ACT001	3/10/2018	119.43000	100.03457
ADVISORS CORPORATE TRUST, SERIES 1 (ADVISORS DISCIPLINED TRUST 311)	32-0270404	00767Q758	00767Q766				ACT001	4/10/2018	132.74000	111.18302
INSURED TAX EXEMPT MUNICIPAL PORTFOLIO, SERIES 1(ADVISORS DISCIPLINED TRUST 2	32-0270436	00767Q774	00767Q782				ITEM001	1/10/2018	1.33000	0.19086
INSURED TAX EXEMPT MUNICIPAL PORTFOLIO, SERIES 1(ADVISORS DISCIPLINED TRUST 2	32-0270436	00767Q774	00767Q782				ITEM001	2/10/2018	1.31000	0.18799
INSURED TAX EXEMPT MUNICIPAL PORTFOLIO, SERIES 1(ADVISORS DISCIPLINED TRUST 2	32-0270436	00767Q774	00767Q782				ITEM001	3/10/2018	1.32000	0.18942
INSURED TAX EXEMPT MUNICIPAL PORTFOLIO, SERIES 1(ADVISORS DISCIPLINED TRUST 2	32-0270436	00767Q774	00767Q782				ITEM001	4/10/2018	1.33000	0.19086
INSURED TAX EXEMPT MUNICIPAL PORTFOLIO, SERIES 1(ADVISORS DISCIPLINED TRUST 2	32-0270436	00767Q774	00767Q782				ITEM001	5/10/2018	1.34000	0.19229
INSURED TAX EXEMPT MUNICIPAL PORTFOLIO, SERIES 1(ADVISORS DISCIPLINED TRUST 2	32-0270436	00767Q774	00767Q782				ITEM001	6/10/2018	1.30000	0.18655
INSURED TAX EXEMPT MUNICIPAL PORTFOLIO, SERIES 1(ADVISORS DISCIPLINED TRUST 2	32-0270436	00767Q774	00767Q782				ITEM001	7/10/2018	1.31000	0.18799
INSURED TAX EXEMPT MUNICIPAL PORTFOLIO, SERIES 1(ADVISORS DISCIPLINED TRUST 2	32-0270436	00767Q774	00767Q782				ITEM001	8/10/2018	1.23000	0.17651
INSURED TAX EXEMPT MUNICIPAL PORTFOLIO, SERIES 1(ADVISORS DISCIPLINED TRUST 2	32-0270436	00767Q774	00767Q782				ITEM001	8/10/2018	53.10000	51.96366
INSURED TAX EXEMPT MUNICIPAL PORTFOLIO, SERIES 1(ADVISORS DISCIPLINED TRUST 2	32-0270436	00767Q774	00767Q782				ITEM001	9/10/2018	0.95000	0.13633
INSURED TAX EXEMPT MUNICIPAL PORTFOLIO, SERIES 1(ADVISORS DISCIPLINED TRUST 2	32-0270436	00767Q774	00767Q782				ITEM001	9/10/2018	52.15000	51.03399
INSURED TAX EXEMPT MUNICIPAL PORTFOLIO, SERIES 1(ADVISORS DISCIPLINED TRUST 2	32-0270436	00767Q774	00767Q782				ITEM001	10/10/2018	0.83000	0.11911
INSURED TAX EXEMPT MUNICIPAL PORTFOLIO, SERIES 1(ADVISORS DISCIPLINED TRUST 2	32-0270436	00767Q774	00767Q782				ITEM001	10/10/2018	42.35000	41.44371
INSURED TAX EXEMPT MUNICIPAL PORTFOLIO, SERIES 1(ADVISORS DISCIPLINED TRUST 2	32-0270436	00767Q774	00767Q782				ITEM001	11/10/2018	0.66000	0.09471
INSURED TAX EXEMPT MUNICIPAL PORTFOLIO, SERIES 1(ADVISORS DISCIPLINED TRUST 2	32-0270436	00767Q774	00767Q782				ITEM001	12/10/2018	0.61000	0.08754
INSURED TAX EXEMPT MUNICIPAL PORTFOLIO, SERIES 1(ADVISORS DISCIPLINED TRUST 2	32-0270436	00767Q774	00767Q782				ITEM001	12/10/2018	26.85000	26.27541
TAX EXEMPT SECURITIES TRUST, NEW YORK TRUST 270(ADVISORS DISCIPLINED TRUST 3	32-0270412	00767Q832					NY270	7/10/2018	50.97000	49.18605
TAX EXEMPT SECURITIES TRUST, NEW YORK TRUST 270(ADVISORS DISCIPLINED TRUST 3	32-0270412	00767Q832					NY270	12/10/2018	69.56000	67.12540
TAX EXEMPT SECURITIES TRUST, NATIONAL TRUST 452(ADVISORS DISCIPLINED TRUST 3	32-0270444	00767V104					NAT452	5/10/2018	40.84000	38.58972
TAX EXEMPT SECURITIES TRUST, NATIONAL TRUST 452(ADVISORS DISCIPLINED TRUST 3	32-0270444	00767V104					NAT452	6/10/2018	32.72000	30.91713
TAX EXEMPT SECURITIES TRUST, NATIONAL TRUST 452(ADVISORS DISCIPLINED TRUST 3	32-0270444	00767V104					NAT452	7/10/2018	177.01000	167.25675
TAX EXEMPT SECURITIES TRUST, NATIONAL TRUST 452(ADVISORS DISCIPLINED TRUST 3	32-0270444	00767V104					NAT452	8/10/2018	54.33000	51.33642
TAX EXEMPT SECURITIES TRUST, NATIONAL TRUST 452(ADVISORS DISCIPLINED TRUST 3	32-0270444	00767V104					NAT452	11/10/2018	78.86000	74.51481
GNMA ADVANTAGE INCOME PORTFOLIO, SERIES 11(ADVISORS DISCIPLINED TRUST 3	26-3997477	00767V518	00767V526	00767V542	00767V534		GNMA011	1/1/2018	0.00890	0.00285
GNMA ADVANTAGE INCOME PORTFOLIO, SERIES 11(ADVISORS DISCIPLINED TRUST 3	26-3997477	00767V518	00767V526	00767V542	00767V534		GNMA011	2/1/2018	0.00840	0.00269
GNMA ADVANTAGE INCOME PORTFOLIO, SERIES 11(ADVISORS DISCIPLINED TRUST 3	26-3997477	00767V518	00767V526	00767V542	00767V534		GNMA011	3/1/2018	0.00800	0.00256
GNMA ADVANTAGE INCOME PORTFOLIO, SERIES 11(ADVISORS DISCIPLINED TRUST 3	26-3997477	00767V518	00767V526	00767V542	00767V534		GNMA011	3/1/2018	0.21130	0.21130
GNMA ADVANTAGE INCOME PORTFOLIO, SERIES 11(ADVISORS DISCIPLINED TRUST 3	26-3997477	00767V518	00767V526	00767V542	00767V534		GNMA011	4/1/2018	0.00710	0.00227
GNMA ADVANTAGE INCOME PORTFOLIO, SERIES 11(ADVISORS DISCIPLINED TRUST 3	26-3997477	00767V518	00767V526	00767V542	00767V534		GNMA011	5/1/2018	0.00760	0.00244
GNMA ADVANTAGE INCOME PORTFOLIO, SERIES 11(ADVISORS DISCIPLINED TRUST 3	26-3997477	00767V518	00767V526	00767V542	00767V534		GNMA011	6/1/2018	0.02160	0.00692
GNMA ADVANTAGE INCOME PORTFOLIO, SERIES 11(ADVISORS DISCIPLINED TRUST 3	26-3997477	00767V518	00767V526	00767V542	00767V534		GNMA011	7/1/2018	0.00730	0.00234
GNMA ADVANTAGE INCOME PORTFOLIO, SERIES 11(ADVISORS DISCIPLINED TRUST 3	26-3997477	00767V518	00767V526	00767V542	00767V534		GNMA011	8/1/2018	0.00720	0.00231
GNMA ADVANTAGE INCOME PORTFOLIO, SERIES 11(ADVISORS DISCIPLINED TRUST 3	26-3997477	00767V518	00767V526	00767V542	00767V534		GNMA011	9/1/2018	0.00700	0.00224
GNMA ADVANTAGE INCOME PORTFOLIO, SERIES 11(ADVISORS DISCIPLINED TRUST 3	26-3997477	00767V518	00767V526	00767V542	00767V534		GNMA011	10/1/2018	0.00680	0.00218
GNMA ADVANTAGE INCOME PORTFOLIO, SERIES 11(ADVISORS DISCIPLINED TRUST 3	26-3997477	00767V518	00767V526	00767V542	00767V534		GNMA011	10/1/2018	0.21650	0.21650
GNMA ADVANTAGE INCOME PORTFOLIO, SERIES 11(ADVISORS DISCIPLINED TRUST 3	26-3997477	00767V518	00767V526	00767V542	00767V534		GNMA011	11/1/2018	0.00780	0.00250
GNMA ADVANTAGE INCOME PORTFOLIO, SERIES 11(ADVISORS DISCIPLINED TRUST 3	26-3997477	00767V518	00767V526	00767V542	00767V534		GNMA011	12/1/2018	0.00790	0.00253

Issuer's Name	EIN	CUSIP 1	CUSIP 2	CUSIP 3	CUSIP 4	CUSIP 5	Ticker Symbol	Date of Corporate Action	Distribution Per Unit	Per Unit Reduction of Taxpayer's Basis
INSURED TAX EXEMPT MUNICIPAL PORTFOLIO, SERIES 2(ADVISORS DISCIPLINED TRUST 3	26-4075765	00767V559	00767V567				ITEM002	1/10/2018	53.94000	53.17945
INSURED TAX EXEMPT MUNICIPAL PORTFOLIO, SERIES 2(ADVISORS DISCIPLINED TRUST 3	26-4075765	00767V559	00767V567				ITEM002	7/10/2018	92.78000	91.47180
INSURED TAX EXEMPT MUNICIPAL PORTFOLIO, SERIES 2(ADVISORS DISCIPLINED TRUST 3	26-4075765	00767V559	00767V567				ITEM002	8/10/2018	50.11000	49.40345
INSURED TAX EXEMPT MUNICIPAL PORTFOLIO, SERIES 2(ADVISORS DISCIPLINED TRUST 3	26-4075765	00767V559	00767V567				ITEM002	9/10/2018	43.26000	42.65003
INSURED TAX EXEMPT MUNICIPAL PORTFOLIO, SERIES 2(ADVISORS DISCIPLINED TRUST 3	26-4075765	00767V559	00767V567				ITEM002	10/10/2018	88.95000	87.69581
ADVISORS CORPORATE TRUST, SERIES 2 (ADVISORS DISCIPLINED TRUST 328)	32-0270405	00767V575	00767V583				ACT002	2/10/2018	76.45000	68.94261
ADVISORS CORPORATE TRUST, SERIES 2 (ADVISORS DISCIPLINED TRUST 328)	32-0270405	00767V575	00767V583				ACT002	3/10/2018	61.41000	55.37954
ADVISORS CORPORATE TRUST, SERIES 2 (ADVISORS DISCIPLINED TRUST 328)	32-0270405	00767V575	00767V583				ACT002	4/10/2018	48.48000	43.71926
INSURED TAX EXEMPT MUNICIPAL PORTFOLIO SERIES 3ADT 331	26-4718319	00767V690	00767V708				ITEM003	6/10/2018	101.53000	101.35740
INSURED TAX EXEMPT MUNICIPAL PORTFOLIO SERIES 3ADT 331	26-4718319	00767V690	00767V708				ITEM003	7/10/2018	56.21000	56.11444
INSURED TAX EXEMPT MUNICIPAL PORTFOLIO SERIES 3ADT 331	26-4718319	00767V690	00767V708				ITEM003	9/10/2018	74.23000	74.10381
INSURED TAX EXEMPT MUNICIPAL PORTFOLIO SERIES 3ADT 331	26-4718319	00767V690	00767V708				ITEM003	10/10/2018	170.39000	170.10034
INSURED TAX EXEMPT MUNICIPAL PORTFOLIO SERIES 3ADT 331	26-4718319	00767V690	00767V708				ITEM003	12/10/2018	32.90000	32.84407
TAX EXEMPT SECURITIES TRUST, NATIONAL TRUST 453(ADVISORS DISCIPLINED TRUST 3	26-4042803	00767V831					NAT453	1/10/2018	51.19000	49.22942
TAX EXEMPT SECURITIES TRUST, NATIONAL TRUST 453(ADVISORS DISCIPLINED TRUST 3	26-4042803	00767V831					NAT453	5/10/2018	102.45000	98.52617
TAX EXEMPT SECURITIES TRUST, NATIONAL TRUST 453(ADVISORS DISCIPLINED TRUST 3	26-4042803	00767V831					NAT453	6/10/2018	104.16000	100.17067
TAX EXEMPT SECURITIES TRUST, NATIONAL TRUST 453(ADVISORS DISCIPLINED TRUST 3	26-4042803	00767V831					NAT453	7/10/2018	213.19000	205.02482
TAX EXEMPT SECURITIES TRUST, NATIONAL TRUST 453(ADVISORS DISCIPLINED TRUST 3	26-4042803	00767V831					NAT453	8/10/2018	51.60000	49.62372
TAX EXEMPT SECURITIES TRUST, NATIONAL TRUST 453(ADVISORS DISCIPLINED TRUST 3	26-4042803	00767V831					NAT453	11/10/2018	142.66000	137.19612
INSURED TAX EXEMPT MUNICIPAL PORTFOLIO, LONG TERM,SERIES 1 ADT 345	26-4222763	00767W227	00767W235				ITEML001	1/10/2018	103.05000	102.98817
INSURED TAX EXEMPT MUNICIPAL PORTFOLIO, LONG TERM,SERIES 1 ADT 345	26-4222763	00767W227	00767W235				ITEML001	3/10/2018	45.64000	45.61262
INSURED TAX EXEMPT MUNICIPAL PORTFOLIO, LONG TERM,SERIES 1 ADT 345	26-4222763	00767W227	00767W235				ITEML001	6/10/2018	53.65000	53.61781
INSURED TAX EXEMPT MUNICIPAL PORTFOLIO, LONG TERM,SERIES 1 ADT 345	26-4222763	00767W227	00767W235				ITEML001	7/10/2018	104.83000	104.76710
INSURED TAX EXEMPT MUNICIPAL PORTFOLIO, LONG TERM,SERIES 1 ADT 345	26-4222763	00767W227	00767W235				ITEML001	10/10/2018	65.58000	65.54065
INSURED TAX EXEMPT MUNICIPAL PORTFOLIO, LONG TERM,SERIES 1 ADT 345	26-4222763	00767W227	00767W235				ITEML001	11/10/2018	75.30000	75.25482
TAX EXEMPT SECURITIES TRUST, NATIONAL TRUST 454(ADVISORS DISCIPLINED TRUST 3	26-4175158	00767W243					NAT454	8/10/2018	16.16000	15.72691
TAX EXEMPT SECURITIES TRUST, NATIONAL TRUST 454(ADVISORS DISCIPLINED TRUST 3	26-4175158	00767W243					NAT454	11/10/2018	148.41000	144.43261
TAX EXEMPT SECURITIES TRUST, NATIONAL TRUST 454(ADVISORS DISCIPLINED TRUST 3	26-4175158	00767W243					NAT454	12/10/2018	80.64000	78.47885
ADVISORS CORPORATE TRUST-NON-FINANCIAL, SERIES 1(ADT 347)	26-4270943	00767W250	00767W268				NFACT001	5/10/2018	109.27000	106.33064
ADVISORS CORPORATE TRUST-NON-FINANCIAL, SERIES 1(ADT 347)	26-4270943	00767W250	00767W268				NFACT001	9/10/2018	23.59000	22.95543
ADVISORS CORPORATE TRUST-NON-FINANCIAL, SERIES 1(ADT 347)	26-4270943	00767W250	00767W268				NFACT001	11/10/2018	130.64000	127.12578
INSURED TAX EXEMPT MUNICIPAL PORTFOLIO, LONG TERMSERIES 2 (ADVISORS DISCIPLINE	26-4281082	00767W276	00767W284				ITEML002	1/10/2018	94.94000	93.12665
INSURED TAX EXEMPT MUNICIPAL PORTFOLIO, LONG TERMSERIES 2 (ADVISORS DISCIPLINE	26-4281082	00767W276	00767W284				ITEML002	3/10/2018	118.87000	116.59958
INSURED TAX EXEMPT MUNICIPAL PORTFOLIO, LONG TERMSERIES 2 (ADVISORS DISCIPLINE	26-4281082	00767W276	00767W284				ITEML002	7/10/2018	54.39000	53.35115
INSURED TAX EXEMPT MUNICIPAL PORTFOLIO, LONG TERMSERIES 2 (ADVISORS DISCIPLINE	26-4281082	00767W276	00767W284				ITEML002	8/10/2018	61.75000	60.57058
INSURED TAX EXEMPT MUNICIPAL PORTFOLIO, LONG TERMSERIES 2 (ADVISORS DISCIPLINE	26-4281082	00767W276	00767W284				ITEML002	10/10/2018	203.66000	199.77009
TAX EXEMPT SECURITIES TRUST NATIONAL TRUST 455ADT 350	26-4611475	00767W615					NAT455	7/10/2018	58.85000	52.40004
TAX EXEMPT SECURITIES TRUST NATIONAL TRUST 455ADT 350	26-4611475	00767W615					NAT455	11/10/2018	117.67000	104.77337
INSURED TAX EXEMPT MUNICIPAL PORTFOLIO, LONG TERMSERIES 3 (ADVISORS DISCIPLINE	26-4450533	00767W623	00767W631				ITEML003	1/10/2018	68.71000	66.40134
INSURED TAX EXEMPT MUNICIPAL PORTFOLIO, LONG TERMSERIES 3 (ADVISORS DISCIPLINE	26-4450533	00767W623	00767W631				ITEML003	7/10/2018	156.93000	151.65715
INSURED TAX EXEMPT MUNICIPAL PORTFOLIO, LONG TERMSERIES 3 (ADVISORS DISCIPLINE	26-4450533	00767W623	00767W631				ITEML003	8/10/2018	131.29000	126.87866
ADVISORS CORPORATE TRUST-NON-FINANCIAL, SERIES 2(ADVISORS DISCIPLINED TRUST 3	26-4418051	00767W649	00767W656				NFACT002	1/10/2018	1.49000	0.38517
ADVISORS CORPORATE TRUST-NON-FINANCIAL, SERIES 2(ADVISORS DISCIPLINED TRUST 3	26-4418051	00767W649	00767W656				NFACT002	2/10/2018	1.51000	0.39034
ADVISORS CORPORATE TRUST-NON-FINANCIAL, SERIES 2(ADVISORS DISCIPLINED TRUST 3	26-4418051	00767W649	00767W656				NFACT002	3/10/2018	1.51000	0.39034
ADVISORS CORPORATE TRUST-NON-FINANCIAL, SERIES 2(ADVISORS DISCIPLINED TRUST 3	26-4418051	00767W649	00767W656				NFACT002	4/10/2018	1.52000	0.39292
ADVISORS CORPORATE TRUST-NON-FINANCIAL, SERIES 2(ADVISORS DISCIPLINED TRUST 3	26-4418051	00767W649	00767W656				NFACT002	5/10/2018	1.54000	0.39809
ADVISORS CORPORATE TRUST-NON-FINANCIAL, SERIES 2(ADVISORS DISCIPLINED TRUST 3	26-4418051	00767W649	00767W656				NFACT002	6/10/2018	1.46000	0.37741
ADVISORS CORPORATE TRUST-NON-FINANCIAL, SERIES 2(ADVISORS DISCIPLINED TRUST 3	26-4418051	00767W649	00767W656				NFACT002	6/10/2018	36.24000	35.73989
ADVISORS CORPORATE TRUST-NON-FINANCIAL, SERIES 2(ADVISORS DISCIPLINED TRUST 3	26-4418051	00767W649	00767W656				NFACT002	7/10/2018	1.37000	0.35415
ADVISORS CORPORATE TRUST-NON-FINANCIAL, SERIES 2(ADVISORS DISCIPLINED TRUST 3	26-4418051	00767W649	00767W656				NFACT002	8/10/2018	1.18000	0.30503
ADVISORS CORPORATE TRUST-NON-FINANCIAL, SERIES 2(ADVISORS DISCIPLINED TRUST 3	26-4418051	00767W649	00767W656				NFACT002	8/10/2018	62.95000	62.08129
ADVISORS CORPORATE TRUST-NON-FINANCIAL, SERIES 2(ADVISORS DISCIPLINED TRUST 3	26-4418051	00767W649	00767W656				NFACT002	9/10/2018	0.80000	0.20680
ADVISORS CORPORATE TRUST-NON-FINANCIAL, SERIES 2(ADVISORS DISCIPLINED TRUST 3	26-4418051	00767W649	00767W656				NFACT002	9/10/2018	61.83000	60.97675
ADVISORS CORPORATE TRUST-NON-FINANCIAL, SERIES 2(ADVISORS DISCIPLINED TRUST 3	26-4418051	00767W649	00767W656				NFACT002	10/10/2018	0.66000	0.17061
ADVISORS CORPORATE TRUST-NON-FINANCIAL, SERIES 2(ADVISORS DISCIPLINED TRUST 3	26-4418051	00767W649	00767W656				NFACT002	11/10/2018	0.24000	0.06204
ADVISORS CORPORATE TRUST-NON-FINANCIAL, SERIES 2(ADVISORS DISCIPLINED TRUST 3	26-4418051	00767W649	00767W656				NFACT002	11/10/2018	73.82000	72.80128
ADVISORS CORPORATE TRUST-NON-FINANCIAL, SERIES 2(ADVISORS DISCIPLINED TRUST 3	26-4418051	00767W649	00767W656				NFACT002	12/10/2018	0.16000	0.04136

Issuer's Name	EIN	CUSIP 1	CUSIP 2	CUSIP 3	CUSIP 4	CUSIP 5	Ticker Symbol	Date of Corporate Action	Distribution Per Unit	Per Unit Reduction of Taxpayer's Basis
TAX EXEMPT MUNICIPAL PORTFOLIO, SERIES 1(ADVISORS DISCIPLINED TRUST 3	26-4526043	00767W664	00767W672				TEMP001	7/10/2018	57.51000	53.82361
TAX EXEMPT MUNICIPAL PORTFOLIO, SERIES 1(ADVISORS DISCIPLINED TRUST 3	26-4526043	00767W664	00767W672				TEMP001	10/10/2018	76.72000	71.80225
TAX EXEMPT MUNICIPAL PORTFOLIO, SERIES 1(ADVISORS DISCIPLINED TRUST 3	26-4526043	00767W664	00767W672				TEMP001	12/10/2018	73.38000	68.67634
ADVISORS CORPORATE TRUST - NON-FINANCIAL SERIES 3ADT 361	26-4675890	00767X100	00767X126				NFACT003	4/10/2018	53.55000	52.04525
ADVISORS CORPORATE TRUST - NON-FINANCIAL SERIES 3ADT 361	26-4675890	00767X100	00767X126				NFACT003	6/10/2018	74.21000	72.12470
ADVISORS CORPORATE TRUST - NON-FINANCIAL SERIES 3ADT 361	26-4675890	00767X100	00767X126				NFACT003	9/10/2018	58.02000	56.38964
ADVISORS CORPORATE TRUST - NON-FINANCIAL SERIES 3ADT 361	26-4675890	00767X100	00767X126				NFACT003	11/10/2018	66.68000	64.80629
TAX EXEMPT SECURITIES TRUST, NEW YORK TRUST 271(INTERMEDIATE INVESTMENT GRAD	26-4518362	00767X142	00767X159				NY271	1/10/2018	0.27000	0.02106
TAX EXEMPT SECURITIES TRUST, NEW YORK TRUST 271(INTERMEDIATE INVESTMENT GRAD	26-4518362	00767X142	00767X159				NY271	2/10/2018	0.28000	0.02184
TAX EXEMPT SECURITIES TRUST, NEW YORK TRUST 271(INTERMEDIATE INVESTMENT GRAD	26-4518362	00767X142	00767X159				NY271	3/10/2018	0.29000	0.02262
TAX EXEMPT SECURITIES TRUST, NEW YORK TRUST 271(INTERMEDIATE INVESTMENT GRAD	26-4518362	00767X142	00767X159				NY271	4/10/2018	0.28000	0.02184
TAX EXEMPT SECURITIES TRUST, NEW YORK TRUST 271(INTERMEDIATE INVESTMENT GRAD	26-4518362	00767X142	00767X159				NY271	5/10/2018	0.28000	0.02184
TAX EXEMPT SECURITIES TRUST, NEW YORK TRUST 271(INTERMEDIATE INVESTMENT GRAD	26-4518362	00767X142	00767X159				NY271	6/10/2018	0.29000	0.02262
TAX EXEMPT SECURITIES TRUST, NEW YORK TRUST 271(INTERMEDIATE INVESTMENT GRAD	26-4518362	00767X142	00767X159				NY271	7/10/2018	0.28000	0.02184
TAX EXEMPT SECURITIES TRUST, NEW YORK TRUST 271(INTERMEDIATE INVESTMENT GRAD	26-4518362	00767X142	00767X159				NY271	8/10/2018	0.29000	0.02262
TAX EXEMPT SECURITIES TRUST, NEW YORK TRUST 271(INTERMEDIATE INVESTMENT GRAD	26-4518362	00767X142	00767X159				NY271	9/10/2018	0.28000	0.02184
TAX EXEMPT SECURITIES TRUST, NEW YORK TRUST 271(INTERMEDIATE INVESTMENT GRAD	26-4518362	00767X142	00767X159				NY271	10/10/2018	0.29000	0.02262
TAX EXEMPT SECURITIES TRUST, NEW YORK TRUST 271(INTERMEDIATE INVESTMENT GRAD	26-4518362	00767X142	00767X159				NY271	11/10/2018	0.29000	0.02262
TAX EXEMPT SECURITIES TRUST, NEW YORK TRUST 271(INTERMEDIATE INVESTMENT GRAD	26-4518362	00767X142	00767X159				NY271	12/10/2018	0.28000	0.02184
INSURED TAX EXEMPT MUNICIPAL PORT LONG TERMSERIES 4 ADT 364	27-0200619	00767X167	00767X175				ITEML004	1/10/2018	60.96000	60.14923
INSURED TAX EXEMPT MUNICIPAL PORT LONG TERMSERIES 4 ADT 364	27-0200619	00767X167	00767X175				ITEML004	8/10/2018	107.98000	106.54387
INSURED TAX EXEMPT MUNICIPAL PORT LONG TERMSERIES 4 ADT 364	27-0200619	00767X167	00767X175				ITEML004	10/10/2018	131.91000	130.15560
ADVISORS CORPORATE TRUST - STRATEGIC SERIES 1ADT 375	27-0165570	00767X480	00767X498				ACTST001	1/10/2018	3.89000	0.21706
ADVISORS CORPORATE TRUST - STRATEGIC SERIES 1ADT 375	27-0165570	00767X480	00767X498				ACTST001	2/10/2018	3.83000	0.21371
ADVISORS CORPORATE TRUST - STRATEGIC SERIES 1ADT 375	27-0165570	00767X480	00767X498				ACTST001	2/10/2018	6.89000	6.62611
ADVISORS CORPORATE TRUST - STRATEGIC SERIES 1ADT 375	27-0165570	00767X480	00767X498				ACTST001	3/10/2018	3.58000	0.19976
ADVISORS CORPORATE TRUST - STRATEGIC SERIES 1ADT 375	27-0165570	00767X480	00767X498				ACTST001	4/10/2018	3.25000	0.18135
ADVISORS CORPORATE TRUST - STRATEGIC SERIES 1ADT 375	27-0165570	00767X480	00767X498				ACTST001	4/10/2018	63.70000	61.26029
ADVISORS CORPORATE TRUST - STRATEGIC SERIES 1ADT 375	27-0165570	00767X480	00767X498				ACTST001	5/10/2018	3.39000	0.18916
ADVISORS CORPORATE TRUST - STRATEGIC SERIES 1ADT 375	27-0165570	00767X480	00767X498				ACTST001	6/10/2018	3.42000	0.19084
ADVISORS CORPORATE TRUST - STRATEGIC SERIES 1ADT 375	27-0165570	00767X480	00767X498				ACTST001	7/10/2018	3.43000	0.19139
ADVISORS CORPORATE TRUST - STRATEGIC SERIES 1ADT 375	27-0165570	00767X480	00767X498				ACTST001	8/10/2018	3.50000	0.19530
ADVISORS CORPORATE TRUST - STRATEGIC SERIES 1ADT 375	27-0165570	00767X480	00767X498				ACTST001	9/10/2018	3.43000	0.19139
ADVISORS CORPORATE TRUST - STRATEGIC SERIES 1ADT 375	27-0165570	00767X480	00767X498				ACTST001	10/10/2018	3.25000	0.18135
ADVISORS CORPORATE TRUST - STRATEGIC SERIES 1ADT 375	27-0165570	00767X480	00767X498				ACTST001	11/10/2018	2.82000	0.15736
ADVISORS CORPORATE TRUST - STRATEGIC SERIES 1ADT 375	27-0165570	00767X480	00767X498				ACTST001	11/10/2018	76.72000	73.78162
ADVISORS CORPORATE TRUST - STRATEGIC SERIES 1ADT 375	27-0165570	00767X480	00767X498				ACTST001	12/10/2018	2.76000	0.15401
TAX EXEMPT MUNICIPAL PORTFOLIO INTERMEDIATESERIES 2 ADT 377	27-0200511	00767X506	00767X514				TEMPI002	2/10/2018	12.21000	12.02807
TAX EXEMPT MUNICIPAL PORTFOLIO INTERMEDIATESERIES 2 ADT 377	27-0200511	00767X506	00767X514				TEMPI002	3/10/2018	82.79000	81.55643
TAX EXEMPT MUNICIPAL PORTFOLIO INTERMEDIATESERIES 2 ADT 377	27-0200511	00767X506	00767X514				TEMPI002	7/10/2018	164.70000	162.24597
TAX EXEMPT MUNICIPAL PORTFOLIO INTERMEDIATESERIES 2 ADT 377	27-0200511	00767X506	00767X514				TEMPI002	9/10/2018	72.41000	71.33109
TAX EXEMPT SECURITIES TRUST NATIONAL TRUST 456ADT 379	27-0147328	00767X605					NAT456	1/10/2018	41.59000	41.00774
TAX EXEMPT SECURITIES TRUST NATIONAL TRUST 456ADT 379	27-0147328	00767X605					NAT456	9/10/2018	6.19000	6.10334
TAX EXEMPT SECURITIES TRUST NATIONAL TRUST 456ADT 379	27-0147328	00767X605					NAT456	12/10/2018	85.76000	84.55936
ADVISORS CORPORATE TRUST - STRATEGIC SERIES 2ADT 383	27-0218898	00767X621	00767X639				ACTST002	1/10/2018	3.61000	0.76893
ADVISORS CORPORATE TRUST - STRATEGIC SERIES 2ADT 383	27-0218898	00767X621	00767X639				ACTST002	2/10/2018	3.53000	0.75189
ADVISORS CORPORATE TRUST - STRATEGIC SERIES 2ADT 383	27-0218898	00767X621	00767X639				ACTST002	2/10/2018	43.01000	42.25302
ADVISORS CORPORATE TRUST - STRATEGIC SERIES 2ADT 383	27-0218898	00767X621	00767X639				ACTST002	3/10/2018	3.26000	0.69438
ADVISORS CORPORATE TRUST - STRATEGIC SERIES 2ADT 383	27-0218898	00767X621	00767X639				ACTST002	4/10/2018	3.29000	0.70077
ADVISORS CORPORATE TRUST - STRATEGIC SERIES 2ADT 383	27-0218898	00767X621	00767X639				ACTST002	5/10/2018	3.28000	0.69864
ADVISORS CORPORATE TRUST - STRATEGIC SERIES 2ADT 383	27-0218898	00767X621	00767X639				ACTST002	6/10/2018	3.29000	0.70077
ADVISORS CORPORATE TRUST - STRATEGIC SERIES 2ADT 383	27-0218898	00767X621	00767X639				ACTST002	7/10/2018	3.33000	0.70929
ADVISORS CORPORATE TRUST - STRATEGIC SERIES 2ADT 383	27-0218898	00767X621	00767X639				ACTST002	8/10/2018	3.33000	0.70929
ADVISORS CORPORATE TRUST - STRATEGIC SERIES 2ADT 383	27-0218898	00767X621	00767X639				ACTST002	9/10/2018	3.34000	0.71142
ADVISORS CORPORATE TRUST - STRATEGIC SERIES 2ADT 383	27-0218898	00767X621	00767X639				ACTST002	10/10/2018	3.33000	0.70929
ADVISORS CORPORATE TRUST - STRATEGIC SERIES 2ADT 383	27-0218898	00767X621	00767X639				ACTST002	11/10/2018	2.61000	0.55593
ADVISORS CORPORATE TRUST - STRATEGIC SERIES 2ADT 383	27-0218898	00767X621	00767X639				ACTST002	11/10/2018	121.54000	119.40090
ADVISORS CORPORATE TRUST - STRATEGIC SERIES 2ADT 383	27-0218898	00767X621	00767X639				ACTST002	12/10/2018	2.45000	0.52185

Issuer's Name	EIN	CUSIP 1	CUSIP 2	CUSIP 3	CUSIP 4	CUSIP 5	Ticker Symbol	Date of Corporate Action	Distribution Per Unit	Per Unit Reduction of Taxpayer's Basis
ADVISORS CORPORATE TRUST - STRATEGIC SERIES 3ADT 384	27-0293176	00767X647	00767X654				ACTST003	1/10/2018	3.33000	0.18215
ADVISORS CORPORATE TRUST - STRATEGIC SERIES 3ADT 384	27-0293176	00767X647	00767X654				ACTST003	2/10/2018	3.23000	0.17668
ADVISORS CORPORATE TRUST - STRATEGIC SERIES 3ADT 384	27-0293176	00767X647	00767X654				ACTST003	2/10/2018	27.31000	26.66548
ADVISORS CORPORATE TRUST - STRATEGIC SERIES 3ADT 384	27-0293176	00767X647	00767X654				ACTST003	3/10/2018	3.20000	0.17504
ADVISORS CORPORATE TRUST - STRATEGIC SERIES 3ADT 384	27-0293176	00767X647	00767X654				ACTST003	4/10/2018	3.07000	0.16793
ADVISORS CORPORATE TRUST - STRATEGIC SERIES 3ADT 384	27-0293176	00767X647	00767X654				ACTST003	4/10/2018	24.13000	23.56053
ADVISORS CORPORATE TRUST - STRATEGIC SERIES 3ADT 384	27-0293176	00767X647	00767X654				ACTST003	5/10/2018	3.06000	0.16738
ADVISORS CORPORATE TRUST - STRATEGIC SERIES 3ADT 384	27-0293176	00767X647	00767X654				ACTST003	5/10/2018	24.04000	23.47266
ADVISORS CORPORATE TRUST - STRATEGIC SERIES 3ADT 384	27-0293176	00767X647	00767X654				ACTST003	6/10/2018	2.98000	0.16301
ADVISORS CORPORATE TRUST - STRATEGIC SERIES 3ADT 384	27-0293176	00767X647	00767X654				ACTST003	7/10/2018	3.10000	0.16957
ADVISORS CORPORATE TRUST - STRATEGIC SERIES 3ADT 384	27-0293176	00767X647	00767X654				ACTST003	8/10/2018	2.99000	0.16355
ADVISORS CORPORATE TRUST - STRATEGIC SERIES 3ADT 384	27-0293176	00767X647	00767X654				ACTST003	9/10/2018	2.96000	0.16191
ADVISORS CORPORATE TRUST - STRATEGIC SERIES 3ADT 384	27-0293176	00767X647	00767X654				ACTST003	9/10/2018	4.77000	4.65743
ADVISORS CORPORATE TRUST - STRATEGIC SERIES 3ADT 384	27-0293176	00767X647	00767X654				ACTST003	10/10/2018	2.92000	0.15972
ADVISORS CORPORATE TRUST - STRATEGIC SERIES 3ADT 384	27-0293176	00767X647	00767X654				ACTST003	11/10/2018	2.65000	0.14496
ADVISORS CORPORATE TRUST - STRATEGIC SERIES 3ADT 384	27-0293176	00767X647	00767X654				ACTST003	11/10/2018	49.26000	48.09746
ADVISORS CORPORATE TRUST - STRATEGIC SERIES 3ADT 384	27-0293176	00767X647	00767X654				ACTST003	12/10/2018	2.59000	0.14167
BUILD AMERICA BOND PORTFOLIO SERIES 2 ADT 387	27-0583079	00767X662	00767X670				BAB002	1/10/2018	3.89000	0.08869
BUILD AMERICA BOND PORTFOLIO SERIES 2 ADT 387	27-0583079	00767X662	00767X670				BAB002	2/10/2018	3.91000	0.08915
BUILD AMERICA BOND PORTFOLIO SERIES 2 ADT 387	27-0583079	00767X662	00767X670				BAB002	3/10/2018	3.94000	0.08983
BUILD AMERICA BOND PORTFOLIO SERIES 2 ADT 387	27-0583079	00767X662	00767X670				BAB002	4/10/2018	3.94000	0.08983
BUILD AMERICA BOND PORTFOLIO SERIES 2 ADT 387	27-0583079	00767X662	00767X670				BAB002	5/10/2018	3.94000	0.08983
BUILD AMERICA BOND PORTFOLIO SERIES 2 ADT 387	27-0583079	00767X662	00767X670				BAB002	6/10/2018	3.94000	0.08983
BUILD AMERICA BOND PORTFOLIO SERIES 2 ADT 387	27-0583079	00767X662	00767X670				BAB002	7/10/2018	3.95000	0.09006
BUILD AMERICA BOND PORTFOLIO SERIES 2 ADT 387	27-0583079	00767X662	00767X670				BAB002	8/10/2018	3.96000	0.09029
BUILD AMERICA BOND PORTFOLIO SERIES 2 ADT 387	27-0583079	00767X662	00767X670				BAB002	9/10/2018	3.89000	0.08869
BUILD AMERICA BOND PORTFOLIO SERIES 2 ADT 387	27-0583079	00767X662	00767X670				BAB002	10/10/2018	3.81000	0.08687
BUILD AMERICA BOND PORTFOLIO SERIES 2 ADT 387	27-0583079	00767X662	00767X670				BAB002	11/10/2018	3.82000	0.08710
BUILD AMERICA BOND PORTFOLIO SERIES 2 ADT 387	27-0583079	00767X662	00767X670				BAB002	12/10/2018	3.82000	0.08710
BUILD AMERICA BOND PORTFOLIO SERIES 2 ADT 387	27-0583079	00767X662	00767X670				BAB002	12/19/2018	0.03000	0.03000
INSURED TAX EXEMPT MUNICIPAL PORT LONG TERMSERIES 5 ADT 386	27-0408237	00767X688	00767X696				ITEML005	1/10/2018	122.87000	120.30202
INSURED TAX EXEMPT MUNICIPAL PORT LONG TERMSERIES 5 ADT 386	27-0408237	00767X688	00767X696				ITEML005	7/10/2018	57.66000	56.45491
INSURED TAX EXEMPT MUNICIPAL PORT LONG TERMSERIES 5 ADT 386	27-0408237	00767X688	00767X696				ITEML005	8/10/2018	73.67000	72.13030
INSURED TAX EXEMPT MUNICIPAL PORT LONG TERMSERIES 5 ADT 386	27-0408237	00767X688	00767X696				ITEML005	10/10/2018	145.01000	141.97929
TAX EXEMPT SECURITIES TRUST NATIONAL TRUST 457ADT 388	27-0329420	00767X704	00767X712				NAT457	1/10/2018	66.02000	60.32908
TAX EXEMPT MUNICIPAL PORTFOLIO INTERMEDIATESERIES 3 ADT 385	27-0374986	00767X720	00767X738				TEMPI003	1/10/2018	0.25000	0.04513
TAX EXEMPT MUNICIPAL PORTFOLIO INTERMEDIATESERIES 3 ADT 385	27-0374986	00767X720	00767X738				TEMPI003	1/10/2018	41.86000	41.86000
TAX EXEMPT MUNICIPAL PORTFOLIO INTERMEDIATESERIES 3 ADT 385	27-0374986	00767X720	00767X738				TEMPI003	2/10/2018	0.25000	0.04513
TAX EXEMPT MUNICIPAL PORTFOLIO INTERMEDIATESERIES 3 ADT 385	27-0374986	00767X720	00767X738				TEMPI003	3/10/2018	0.18000	0.03249
TAX EXEMPT MUNICIPAL PORTFOLIO INTERMEDIATESERIES 3 ADT 385	27-0374986	00767X720	00767X738				TEMPI003	3/10/2018	14.00000	14.00000
TAX EXEMPT MUNICIPAL PORTFOLIO INTERMEDIATESERIES 3 ADT 385	27-0374986	00767X720	00767X738				TEMPI003	4/10/2018	0.18000	0.03249
TAX EXEMPT MUNICIPAL PORTFOLIO INTERMEDIATESERIES 3 ADT 385	27-0374986	00767X720	00767X738				TEMPI003	5/10/2018	0.18000	0.03249
TAX EXEMPT MUNICIPAL PORTFOLIO INTERMEDIATESERIES 3 ADT 385	27-0374986	00767X720	00767X738				TEMPI003	6/10/2018	0.19000	0.03430
TAX EXEMPT MUNICIPAL PORTFOLIO INTERMEDIATESERIES 3 ADT 385	27-0374986	00767X720	00767X738				TEMPI003	7/10/2018	0.19000	0.03430
TAX EXEMPT MUNICIPAL PORTFOLIO INTERMEDIATESERIES 3 ADT 385	27-0374986	00767X720	00767X738				TEMPI003	8/10/2018	0.19000	0.03430
TAX EXEMPT MUNICIPAL PORTFOLIO INTERMEDIATESERIES 3 ADT 385	27-0374986	00767X720	00767X738				TEMPI003	9/10/2018	0.19000	0.03430
TAX EXEMPT MUNICIPAL PORTFOLIO INTERMEDIATESERIES 3 ADT 385	27-0374986	00767X720	00767X738				TEMPI003	10/10/2018	0.20000	0.03610
TAX EXEMPT MUNICIPAL PORTFOLIO INTERMEDIATESERIES 3 ADT 385	27-0374986	00767X720	00767X738				TEMPI003	11/10/2018	0.21000	0.03791
TAX EXEMPT MUNICIPAL PORTFOLIO INTERMEDIATESERIES 3 ADT 385	27-0374986	00767X720	00767X738				TEMPI003	12/10/2018	0.21000	0.03791
GNMA ADVANTAGE INCOME PORTFOLIO SERIES 12 ADT 394	27-0542600	00767X803	00767X811	00767X837	00767X829		GNMA012	1/1/2018	0.01010	0.00145
GNMA ADVANTAGE INCOME PORTFOLIO SERIES 12 ADT 394	27-0542600	00767X803	00767X811	00767X837	00767X829		GNMA012	2/1/2018	0.01310	0.00189
GNMA ADVANTAGE INCOME PORTFOLIO SERIES 12 ADT 394	27-0542600	00767X803	00767X811	00767X837	00767X829		GNMA012	3/1/2018	0.01290	0.00186
GNMA ADVANTAGE INCOME PORTFOLIO SERIES 12 ADT 394	27-0542600	00767X803	00767X811	00767X837	00767X829		GNMA012	4/1/2018	0.01300	0.00187
GNMA ADVANTAGE INCOME PORTFOLIO SERIES 12 ADT 394	27-0542600	00767X803	00767X811	00767X837	00767X829		GNMA012	5/1/2018	0.01300	0.00187
GNMA ADVANTAGE INCOME PORTFOLIO SERIES 12 ADT 394	27-0542600	00767X803	00767X811	00767X837	00767X829		GNMA012	6/1/2018	0.01920	0.00276
GNMA ADVANTAGE INCOME PORTFOLIO SERIES 12 ADT 394	27-0542600	00767X803	00767X811	00767X837	00767X829		GNMA012	7/1/2018	0.01310	0.00189
GNMA ADVANTAGE INCOME PORTFOLIO SERIES 12 ADT 394	27-0542600	00767X803	00767X811	00767X837	00767X829		GNMA012	8/1/2018	0.01240	0.00178
GNMA ADVANTAGE INCOME PORTFOLIO SERIES 12 ADT 394	27-0542600	00767X803	00767X811	00767X837	00767X829		GNMA012	9/1/2018	0.01300	0.00187
GNMA ADVANTAGE INCOME PORTFOLIO SERIES 12 ADT 394	27-0542600	00767X803	00767X811	00767X837	00767X829		GNMA012	10/1/2018	0.01270	0.00183
GNMA ADVANTAGE INCOME PORTFOLIO SERIES 12 ADT 394	27-0542600	00767X803	00767X811	00767X837	00767X829		GNMA012	11/1/2018	0.01260	0.00181
GNMA ADVANTAGE INCOME PORTFOLIO SERIES 12 ADT 394	27-0542600	00767X803	00767X811	00767X837	00767X829		GNMA012	12/1/2018	0.01260	0.00181

Issuer's Name	EIN	CUSIP 1	CUSIP 2	CUSIP 3	CUSIP 4	CUSIP 5	Ticker Symbol	Date of Corporate Action	Distribution Per Unit	Per Unit Reduction of Taxpayer's Basis
TAX EXEMPT MUNICIPAL PORTFOLIO INTERMEDIATESERIES 1 ADT 367	26-4709265	00768A109	00768A117				TEMPI001	1/10/2018	0.50000	0.18425
TAX EXEMPT MUNICIPAL PORTFOLIO INTERMEDIATESERIES 1 ADT 367	26-4709265	00768A109	00768A117				TEMPI001	2/10/2018	0.53000	0.19531
TAX EXEMPT MUNICIPAL PORTFOLIO INTERMEDIATESERIES 1 ADT 367	26-4709265	00768A109	00768A117				TEMPI001	3/10/2018	0.53000	0.19531
TAX EXEMPT MUNICIPAL PORTFOLIO INTERMEDIATESERIES 1 ADT 367	26-4709265	00768A109	00768A117				TEMPI001	4/10/2018	0.52000	0.19162
TAX EXEMPT MUNICIPAL PORTFOLIO INTERMEDIATESERIES 1 ADT 367	26-4709265	00768A109	00768A117				TEMPI001	5/10/2018	0.53000	0.19531
TAX EXEMPT MUNICIPAL PORTFOLIO INTERMEDIATESERIES 1 ADT 367	26-4709265	00768A109	00768A117				TEMPI001	6/10/2018	0.52000	0.19162
TAX EXEMPT MUNICIPAL PORTFOLIO INTERMEDIATESERIES 1 ADT 367	26-4709265	00768A109	00768A117				TEMPI001	7/10/2018	0.53000	0.19531
TAX EXEMPT MUNICIPAL PORTFOLIO INTERMEDIATESERIES 1 ADT 367	26-4709265	00768A109	00768A117				TEMPI001	8/10/2018	0.52000	0.19162
TAX EXEMPT MUNICIPAL PORTFOLIO INTERMEDIATESERIES 1 ADT 367	26-4709265	00768A109	00768A117				TEMPI001	9/10/2018	0.50000	0.18425
BUILD AMERICA BOND PORTFOLIO SERIES 1 ADT 376	27-0218835	00768A125	00768A133				BAB001	1/10/2018	3.66000	0.03038
BUILD AMERICA BOND PORTFOLIO SERIES 1 ADT 376	27-0218835	00768A125	00768A133				BAB001	2/10/2018	3.68000	0.03054
BUILD AMERICA BOND PORTFOLIO SERIES 1 ADT 376	27-0218835	00768A125	00768A133				BAB001	3/10/2018	3.70000	0.03071
BUILD AMERICA BOND PORTFOLIO SERIES 1 ADT 376	27-0218835	00768A125	00768A133				BAB001	4/10/2018	3.73000	0.03096
BUILD AMERICA BOND PORTFOLIO SERIES 1 ADT 376	27-0218835	00768A125	00768A133				BAB001	5/10/2018	3.32000	0.02756
BUILD AMERICA BOND PORTFOLIO SERIES 1 ADT 376	27-0218835	00768A125	00768A133				BAB001	6/10/2018	3.36000	0.02789
BUILD AMERICA BOND PORTFOLIO SERIES 1 ADT 376	27-0218835	00768A125	00768A133				BAB001	7/10/2018	3.45000	0.02864
BUILD AMERICA BOND PORTFOLIO SERIES 1 ADT 376	27-0218835	00768A125	00768A133				BAB001	8/10/2018	3.50000	0.02905
BUILD AMERICA BOND PORTFOLIO SERIES 1 ADT 376	27-0218835	00768A125	00768A133				BAB001	9/10/2018	3.40000	0.02822
BUILD AMERICA BOND PORTFOLIO SERIES 1 ADT 376	27-0218835	00768A125	00768A133				BAB001	10/10/2018	3.29000	0.02731
BUILD AMERICA BOND PORTFOLIO SERIES 1 ADT 376	27-0218835	00768A125	00768A133				BAB001	11/10/2018	3.35000	0.02781
BUILD AMERICA BOND PORTFOLIO SERIES 1 ADT 376	27-0218835	00768A125	00768A133				BAB001	12/10/2018	3.36000	0.02789
BUILD AMERICA BOND PORTFOLIO SERIES 1 ADT 376	27-0218835	00768A125	00768A133				BAB001	12/19/2018	18.94000	0.47350
ADVISORS CORPORATE TRUST STRATEGIC - SERIES 4 ADT381	27-0409268	00768A380	00768A398				ACTST004	1/10/2018	3.03000	0.62085
ADVISORS CORPORATE TRUST STRATEGIC - SERIES 4 ADT381	27-0409268	00768A380	00768A398				ACTST004	1/10/2018	27.95000	27.66491
ADVISORS CORPORATE TRUST STRATEGIC - SERIES 4 ADT381	27-0409268	00768A380	00768A398				ACTST004	2/10/2018	3.06000	0.62699
ADVISORS CORPORATE TRUST STRATEGIC - SERIES 4 ADT381	27-0409268	00768A380	00768A398				ACTST004	3/10/2018	3.07000	0.62904
ADVISORS CORPORATE TRUST STRATEGIC - SERIES 4 ADT381	27-0409268	00768A380	00768A398				ACTST004	4/10/2018	3.08000	0.63109
ADVISORS CORPORATE TRUST STRATEGIC - SERIES 4 ADT381	27-0409268	00768A380	00768A398				ACTST004	5/10/2018	3.00000	0.61470
ADVISORS CORPORATE TRUST STRATEGIC - SERIES 4 ADT381	27-0409268	00768A380	00768A398				ACTST004	5/10/2018	47.60000	47.11448
ADVISORS CORPORATE TRUST STRATEGIC - SERIES 4 ADT381	27-0409268	00768A380	00768A398				ACTST004	6/10/2018	2.73000	0.55938
ADVISORS CORPORATE TRUST STRATEGIC - SERIES 4 ADT381	27-0409268	00768A380	00768A398				ACTST004	6/10/2018	14.84000	14.68863
ADVISORS CORPORATE TRUST STRATEGIC - SERIES 4 ADT381	27-0409268	00768A380	00768A398				ACTST004	7/10/2018	2.73000	0.55938
ADVISORS CORPORATE TRUST STRATEGIC - SERIES 4 ADT381	27-0409268	00768A380	00768A398				ACTST004	8/10/2018	2.75000	0.56348
ADVISORS CORPORATE TRUST STRATEGIC - SERIES 4 ADT381	27-0409268	00768A380	00768A398				ACTST004	9/10/2018	2.58000	0.52864
ADVISORS CORPORATE TRUST STRATEGIC - SERIES 4 ADT381	27-0409268	00768A380	00768A398				ACTST004	9/10/2018	53.01000	52.46930
ADVISORS CORPORATE TRUST STRATEGIC - SERIES 4 ADT381	27-0409268	00768A380	00768A398				ACTST004	10/10/2018	2.45000	0.50201
ADVISORS CORPORATE TRUST STRATEGIC - SERIES 4 ADT381	27-0409268	00768A380	00768A398				ACTST004	11/10/2018	2.47000	0.50610
ADVISORS CORPORATE TRUST STRATEGIC - SERIES 4 ADT381	27-0409268	00768A380	00768A398				ACTST004	12/10/2018	2.47000	0.50610
INSURED TAX EXEMPT MUNICIPAL PORT LONG TERM SER 6ADT 360	27-0582786	00768A463	00768A471				ITEML006	1/10/2018	203.75000	197.73938
INSURED TAX EXEMPT MUNICIPAL PORT LONG TERM SER 6ADT 360	27-0582786	00768A463	00768A471				ITEML006	7/10/2018	55.93000	54.28007
INSURED TAX EXEMPT MUNICIPAL PORT LONG TERM SER 6ADT 360	27-0582786	00768A463	00768A471				ITEML006	8/10/2018	81.65000	79.24133
TAX EXEMPT MUNICIPAL PORTFOLIO INTERMEDIATESERIES 4 ADT 352	27-0582277	00768A505	00768A513				TEMPI004	1/10/2018	0.42000	0.01420
TAX EXEMPT MUNICIPAL PORTFOLIO INTERMEDIATESERIES 4 ADT 352	27-0582277	00768A505	00768A513				TEMPI004	2/10/2018	0.45000	0.01521
TAX EXEMPT MUNICIPAL PORTFOLIO INTERMEDIATESERIES 4 ADT 352	27-0582277	00768A505	00768A513				TEMPI004	3/10/2018	0.45000	0.01521
TAX EXEMPT MUNICIPAL PORTFOLIO INTERMEDIATESERIES 4 ADT 352	27-0582277	00768A505	00768A513				TEMPI004	4/10/2018	0.45000	0.01521
TAX EXEMPT MUNICIPAL PORTFOLIO INTERMEDIATESERIES 4 ADT 352	27-0582277	00768A505	00768A513				TEMPI004	5/10/2018	0.45000	0.01521
TAX EXEMPT MUNICIPAL PORTFOLIO INTERMEDIATESERIES 4 ADT 352	27-0582277	00768A505	00768A513				TEMPI004	6/10/2018	0.45000	0.01521
TAX EXEMPT MUNICIPAL PORTFOLIO INTERMEDIATESERIES 4 ADT 352	27-0582277	00768A505	00768A513				TEMPI004	7/10/2018	0.46000	0.01555
TAX EXEMPT MUNICIPAL PORTFOLIO INTERMEDIATESERIES 4 ADT 352	27-0582277	00768A505	00768A513				TEMPI004	8/10/2018	0.39000	0.01318
TAX EXEMPT MUNICIPAL PORTFOLIO INTERMEDIATESERIES 4 ADT 352	27-0582277	00768A505	00768A513				TEMPI004	8/10/2018	47.82000	47.82000
TAX EXEMPT MUNICIPAL PORTFOLIO INTERMEDIATESERIES 4 ADT 352	27-0582277	00768A505	00768A513				TEMPI004	9/10/2018	0.22000	0.00744
TAX EXEMPT MUNICIPAL PORTFOLIO INTERMEDIATESERIES 4 ADT 352	27-0582277	00768A505	00768A513				TEMPI004	10/10/2018	0.21000	0.00710
TAX EXEMPT MUNICIPAL PORTFOLIO INTERMEDIATESERIES 4 ADT 352	27-0582277	00768A505	00768A513				TEMPI004	11/10/2018	0.22000	0.00744
TAX EXEMPT MUNICIPAL PORTFOLIO INTERMEDIATESERIES 4 ADT 352	27-0582277	00768A505	00768A513				TEMPI004	12/10/2018	0.14000	0.00473
TAX EXEMPT MUNICIPAL PORTFOLIO INTERMEDIATESERIES 4 ADT 352	27-0582277	00768A505	00768A513				TEMPI004	12/10/2018	16.21000	16.21000
INSURED TAX EXEMPT MUNICIPAL PORT LONG TERM SER 7ADT 408	27-0747174	00768B289	00768B297				ITEML007	1/10/2018	147.62000	144.01807
INSURED TAX EXEMPT MUNICIPAL PORT LONG TERM SER 7ADT 408	27-0747174	00768B289	00768B297				ITEML007	7/10/2018	54.15000	52.82874
INSURED TAX EXEMPT MUNICIPAL PORT LONG TERM SER 7ADT 408	27-0747174	00768B289	00768B297				ITEML007	8/10/2018	116.27000	113.43301
INSURED TAX EXEMPT MUNICIPAL PORT LONG TERM SER 7ADT 408	27-0747174	00768B289	00768B297				ITEML007	10/10/2018	195.99000	191.20784
TAX EXEMPT MUNICIPAL PORTFOLIO INTERMEDIATESERIES 5 ADT 407	27-0747024	00768B305	00768B313				TEMPI005	1/10/2018	34.93000	33.40705

Issuer's Name	EIN	CUSIP 1	CUSIP 2	CUSIP 3	CUSIP 4	CUSIP 5	Ticker Symbol	Date of Corporate Action	Distribution Per Unit	Per Unit Reduction of Taxpayer's Basis
BUILD AMERICA BOND PORTFOLIO SERIES 3 ADT 420	27-0883878	00768B487	00768B495				BAB003	1/10/2018	4.47000	0.06973
BUILD AMERICA BOND PORTFOLIO SERIES 3 ADT 420	27-0883878	00768B487	00768B495				BAB003	2/10/2018	4.49000	0.07004
BUILD AMERICA BOND PORTFOLIO SERIES 3 ADT 420	27-0883878	00768B487	00768B495				BAB003	3/10/2018	4.51000	0.07036
BUILD AMERICA BOND PORTFOLIO SERIES 3 ADT 420	27-0883878	00768B487	00768B495				BAB003	4/10/2018	4.53000	0.07067
BUILD AMERICA BOND PORTFOLIO SERIES 3 ADT 420	27-0883878	00768B487	00768B495				BAB003	5/10/2018	4.55000	0.07098
BUILD AMERICA BOND PORTFOLIO SERIES 3 ADT 420	27-0883878	00768B487	00768B495				BAB003	6/10/2018	4.56000	0.07114
BUILD AMERICA BOND PORTFOLIO SERIES 3 ADT 420	27-0883878	00768B487	00768B495				BAB003	7/10/2018	4.57000	0.07129
BUILD AMERICA BOND PORTFOLIO SERIES 3 ADT 420	27-0883878	00768B487	00768B495				BAB003	8/10/2018	4.60000	0.07176
BUILD AMERICA BOND PORTFOLIO SERIES 3 ADT 420	27-0883878	00768B487	00768B495				BAB003	9/10/2018	4.56000	0.07114
BUILD AMERICA BOND PORTFOLIO SERIES 3 ADT 420	27-0883878	00768B487	00768B495				BAB003	10/10/2018	4.53000	0.07067
BUILD AMERICA BOND PORTFOLIO SERIES 3 ADT 420	27-0883878	00768B487	00768B495				BAB003	11/10/2018	4.56000	0.07114
BUILD AMERICA BOND PORTFOLIO SERIES 3 ADT 420	27-0883878	00768B487	00768B495				BAB003	12/10/2018	4.59000	0.07160
INSURED TAX EXEMPT MUNICIPAL PORT LONG TERM SER 8ADT 424	27-0954933	00768B529	00768B537				ITEML008	1/10/2018	62.68000	61.68966
INSURED TAX EXEMPT MUNICIPAL PORT LONG TERM SER 8ADT 424	27-0954933	00768B529	00768B537				ITEML008	3/10/2018	25.98000	25.56952
INSURED TAX EXEMPT MUNICIPAL PORT LONG TERM SER 8ADT 424	27-0954933	00768B529	00768B537				ITEML008	6/10/2018	13.38000	13.16860
INSURED TAX EXEMPT MUNICIPAL PORT LONG TERM SER 8ADT 424	27-0954933	00768B529	00768B537				ITEML008	7/10/2018	45.83000	45.10589
INSURED TAX EXEMPT MUNICIPAL PORT LONG TERM SER 8ADT 424	27-0954933	00768B529	00768B537				ITEML008	8/10/2018	30.73000	30.24447
INSURED TAX EXEMPT MUNICIPAL PORT LONG TERM SER 8ADT 424	27-0954933	00768B529	00768B537				ITEML008	10/10/2018	157.48000	154.99182
TAX EXEMPT MUNICIPAL PORTFOLIO INTERMEDIATE SERIES 6 ADT 425	27-0955010	00768B545	00768B552				TEMPI006	1/10/2018	1.51000	0.01208
TAX EXEMPT MUNICIPAL PORTFOLIO INTERMEDIATE SERIES 6 ADT 425	27-0955010	00768B545	00768B552				TEMPI006	1/10/2018	77.58000	77.58000
TAX EXEMPT MUNICIPAL PORTFOLIO INTERMEDIATE SERIES 6 ADT 425	27-0955010	00768B545	00768B552				TEMPI006	2/10/2018	1.34000	0.01072
TAX EXEMPT MUNICIPAL PORTFOLIO INTERMEDIATE SERIES 6 ADT 425	27-0955010	00768B545	00768B552				TEMPI006	3/10/2018	1.35000	0.01080
TAX EXEMPT MUNICIPAL PORTFOLIO INTERMEDIATE SERIES 6 ADT 425	27-0955010	00768B545	00768B552				TEMPI006	4/10/2018	1.37000	0.01096
TAX EXEMPT MUNICIPAL PORTFOLIO INTERMEDIATE SERIES 6 ADT 425	27-0955010	00768B545	00768B552				TEMPI006	5/10/2018	1.37000	0.01096
TAX EXEMPT MUNICIPAL PORTFOLIO INTERMEDIATE SERIES 6 ADT 425	27-0955010	00768B545	00768B552				TEMPI006	6/10/2018	1.35000	0.01080
TAX EXEMPT MUNICIPAL PORTFOLIO INTERMEDIATE SERIES 6 ADT 425	27-0955010	00768B545	00768B552				TEMPI006	7/10/2018	1.27000	0.01016
TAX EXEMPT MUNICIPAL PORTFOLIO INTERMEDIATE SERIES 6 ADT 425	27-0955010	00768B545	00768B552				TEMPI006	7/10/2018	61.66000	61.66000
TAX EXEMPT MUNICIPAL PORTFOLIO INTERMEDIATE SERIES 6 ADT 425	27-0955010	00768B545	00768B552				TEMPI006	8/10/2018	1.06000	0.00848
TAX EXEMPT MUNICIPAL PORTFOLIO INTERMEDIATE SERIES 6 ADT 425	27-0955010	00768B545	00768B552				TEMPI006	9/10/2018	1.03000	0.00824
TAX EXEMPT MUNICIPAL PORTFOLIO INTERMEDIATE SERIES 6 ADT 425	27-0955010	00768B545	00768B552				TEMPI006	9/10/2018	18.55000	18.55000
TAX EXEMPT MUNICIPAL PORTFOLIO INTERMEDIATE SERIES 6 ADT 425	27-0955010	00768B545	00768B552				TEMPI006	10/10/2018	0.99000	0.00792
TAX EXEMPT MUNICIPAL PORTFOLIO INTERMEDIATE SERIES 6 ADT 425	27-0955010	00768B545	00768B552				TEMPI006	11/10/2018	0.95000	0.00760
TAX EXEMPT MUNICIPAL PORTFOLIO INTERMEDIATE SERIES 6 ADT 425	27-0955010	00768B545	00768B552				TEMPI006	11/10/2018	34.84000	34.84000
TAX EXEMPT MUNICIPAL PORTFOLIO INTERMEDIATE SERIES 6 ADT 425	27-0955010	00768B545	00768B552				TEMPI006	12/10/2018	0.87000	0.00696
TAX EXEMPT SECURITIES TRUST - NATIONAL TRUST 459ADT 432	27-1027907	00768H104	00768H112				NAT459	11/10/2018	4.18000	2.71533
BUILD AMERICA BOND PORTFOLIO SERIES 4 ADT 433	27-1077638	00768H120	00768H138				BAB004	12/19/2018	3.51000	0.09723
INSURED TAX EXEMPT MUNI PORT LONG TERM SER9ADT 434	27-1136163	00768H187	00768H195				ITEML009	1/10/2018	38.11000	37.58789
INSURED TAX EXEMPT MUNI PORT LONG TERM SER9ADT 434	27-1136163	00768H187	00768H195				ITEML009	3/10/2018	40.30000	39.74789
INSURED TAX EXEMPT MUNI PORT LONG TERM SER9ADT 434	27-1136163	00768H187	00768H195				ITEML009	10/10/2018	1.43000	1.41041
TAX EXEMPT MUNICIPAL PORTFOLIO INTERMEDIATE SERIES 7 ADT 435	27-1145547	00768H203	00768H211				TEMPI007	1/10/2018	42.45000	42.03399
TAX EXEMPT MUNICIPAL PORTFOLIO INTERMEDIATE SERIES 7 ADT 435	27-1145547	00768H203	00768H211				TEMPI007	8/10/2018	107.92000	106.86238
TAX EXEMPT MUNICIPAL PORTFOLIO INTERMEDIATE SERIES 7 ADT 435	27-1145547	00768H203	00768H211				TEMPI007	9/10/2018	67.69000	67.02664
TAX EXEMPT MUNICIPAL PORTFOLIO INTERMEDIATE SERIES 7 ADT 435	27-1145547	00768H203	00768H211				TEMPI007	10/10/2018	73.33000	72.61137
BUILD AMERICA BOND PORTFOLIO SERIES 5 ADT 448	27-1236730	00768H500	00768H518				BAB005	1/10/2018	4.47000	0.01565
BUILD AMERICA BOND PORTFOLIO SERIES 5 ADT 448	27-1236730	00768H500	00768H518				BAB005	2/10/2018	4.47000	0.01565
BUILD AMERICA BOND PORTFOLIO SERIES 5 ADT 448	27-1236730	00768H500	00768H518				BAB005	3/10/2018	4.32000	0.01512
BUILD AMERICA BOND PORTFOLIO SERIES 5 ADT 448	27-1236730	00768H500	00768H518				BAB005	4/10/2018	4.31000	0.01509
BUILD AMERICA BOND PORTFOLIO SERIES 5 ADT 448	27-1236730	00768H500	00768H518				BAB005	5/10/2018	4.34000	0.01519
BUILD AMERICA BOND PORTFOLIO SERIES 5 ADT 448	27-1236730	00768H500	00768H518				BAB005	6/10/2018	5.85000	0.02048
BUILD AMERICA BOND PORTFOLIO SERIES 5 ADT 448	27-1236730	00768H500	00768H518				BAB005	7/10/2018	4.37000	0.01530
BUILD AMERICA BOND PORTFOLIO SERIES 5 ADT 448	27-1236730	00768H500	00768H518				BAB005	8/10/2018	4.37000	0.01530
BUILD AMERICA BOND PORTFOLIO SERIES 5 ADT 448	27-1236730	00768H500	00768H518				BAB005	9/10/2018	4.37000	0.01530
BUILD AMERICA BOND PORTFOLIO SERIES 5 ADT 448	27-1236730	00768H500	00768H518				BAB005	10/10/2018	4.37000	0.01530
BUILD AMERICA BOND PORTFOLIO SERIES 5 ADT 448	27-1236730	00768H500	00768H518				BAB005	11/10/2018	4.37000	0.01530
BUILD AMERICA BOND PORTFOLIO SERIES 5 ADT 448	27-1236730	00768H500	00768H518				BAB005	12/10/2018	4.38000	0.01533
INSURED TAX EXEMPT MUNICIPAL PORT LONG TERM SER 10ADT 445	27-1306621	00768H567	00768H575				ITEML010	1/10/2018	190.68000	186.92360
INSURED TAX EXEMPT MUNICIPAL PORT LONG TERM SER 10ADT 445	27-1306621	00768H567	00768H575				ITEML010	8/10/2018	66.81000	65.49384
INSURED TAX EXEMPT MUNICIPAL PORT LONG TERM SER 10ADT 445	27-1306621	00768H567	00768H575				ITEML010	10/10/2018	104.64000	102.57859

Issuer's Name	EIN	CUSIP 1	CUSIP 2	CUSIP 3	CUSIP 4	CUSIP 5	Ticker Symbol	Date of Corporate Action	Distribution Per Unit	Per Unit Reduction of Taxpayer's Basis
TAX EXEMPT MUNICIPAL PORT INTERMEDIATE SER 8ADT 446	27-1321347	00768H609	00768H617				TEMPI008	7/10/2018	35.16000	35.13539
TAX EXEMPT MUNICIPAL PORT INTERMEDIATE SER 8ADT 446	27-1321347	00768H609	00768H617				TEMPI008	9/10/2018	62.29000	62.24640
TAX EXEMPT MUNICIPAL PORT INTERMEDIATE SER 8ADT 446	27-1321347	00768H609	00768H617				TEMPI008	10/10/2018	87.04000	86.97907
TAX EXEMPT MUNICIPAL PORT INTERMEDIATE SER 8ADT 446	27-1321347	00768H609	00768H617				TEMPI008	12/10/2018	54.35000	54.31196
TAX EXEMPT MUNICIPAL PORT INTERMEDIATESER 9 ADT 447	27-1472459	00768H708	00768H716				TEMPI009	1/10/2018	2.47000	0.05409
TAX EXEMPT MUNICIPAL PORT INTERMEDIATESER 9 ADT 447	27-1472459	00768H708	00768H716				TEMPI009	2/10/2018	2.39000	0.05234
TAX EXEMPT MUNICIPAL PORT INTERMEDIATESER 9 ADT 447	27-1472459	00768H708	00768H716				TEMPI009	3/10/2018	2.40000	0.05256
TAX EXEMPT MUNICIPAL PORT INTERMEDIATESER 9 ADT 447	27-1472459	00768H708	00768H716				TEMPI009	4/10/2018	2.33000	0.05103
TAX EXEMPT MUNICIPAL PORT INTERMEDIATESER 9 ADT 447	27-1472459	00768H708	00768H716				TEMPI009	4/10/2018	45.95000	45.66052
TAX EXEMPT MUNICIPAL PORT INTERMEDIATESER 9 ADT 447	27-1472459	00768H708	00768H716				TEMPI009	5/10/2018	2.19000	0.04796
TAX EXEMPT MUNICIPAL PORT INTERMEDIATESER 9 ADT 447	27-1472459	00768H708	00768H716				TEMPI009	6/10/2018	2.18000	0.04774
TAX EXEMPT MUNICIPAL PORT INTERMEDIATESER 9 ADT 447	27-1472459	00768H708	00768H716				TEMPI009	7/10/2018	2.12000	0.04643
TAX EXEMPT MUNICIPAL PORT INTERMEDIATESER 9 ADT 447	27-1472459	00768H708	00768H716				TEMPI009	7/10/2018	48.50000	48.19445
TAX EXEMPT MUNICIPAL PORT INTERMEDIATESER 9 ADT 447	27-1472459	00768H708	00768H716				TEMPI009	8/10/2018	1.96000	0.04292
TAX EXEMPT MUNICIPAL PORT INTERMEDIATESER 9 ADT 447	27-1472459	00768H708	00768H716				TEMPI009	9/10/2018	1.78000	0.03898
TAX EXEMPT MUNICIPAL PORT INTERMEDIATESER 9 ADT 447	27-1472459	00768H708	00768H716				TEMPI009	9/10/2018	48.39000	48.08514
TAX EXEMPT MUNICIPAL PORT INTERMEDIATESER 9 ADT 447	27-1472459	00768H708	00768H716				TEMPI009	10/10/2018	1.75000	0.03833
TAX EXEMPT MUNICIPAL PORT INTERMEDIATESER 9 ADT 447	27-1472459	00768H708	00768H716				TEMPI009	11/10/2018	1.58000	0.03460
TAX EXEMPT MUNICIPAL PORT INTERMEDIATESER 9 ADT 447	27-1472459	00768H708	00768H716				TEMPI009	11/10/2018	49.12000	48.81054
TAX EXEMPT MUNICIPAL PORT INTERMEDIATESER 9 ADT 447	27-1472459	00768H708	00768H716				TEMPI009	12/10/2018	1.50000	0.03285
TAX EXEMPT MUNICIPAL PORT INTERMEDIATESER 9 ADT 447	27-1472459	00768H708	00768H716				TEMPI009	12/10/2018	29.89000	29.70169
INSURED TAX EXEMPT MUNICIPAL PORT LONG TERMSER 11 ADT 454	27-1472325	00768H849	00768H856				ITEML011	1/10/2018	80.13000	77.87033
INSURED TAX EXEMPT MUNICIPAL PORT LONG TERMSER 11 ADT 454	27-1472325	00768H849	00768H856				ITEML011	8/10/2018	35.66000	34.65439
BUILD AMERICA BOND PORTFOLIO SERIES 6 ADT 456	27-1321204	00768N143	00768N150				BAB006	1/10/2018	3.93000	0.10690
BUILD AMERICA BOND PORTFOLIO SERIES 6 ADT 456	27-1321204	00768N143	00768N150				BAB006	2/10/2018	3.94000	0.10717
BUILD AMERICA BOND PORTFOLIO SERIES 6 ADT 456	27-1321204	00768N143	00768N150				BAB006	3/10/2018	3.95000	0.10744
BUILD AMERICA BOND PORTFOLIO SERIES 6 ADT 456	27-1321204	00768N143	00768N150				BAB006	4/10/2018	4.04000	0.10989
BUILD AMERICA BOND PORTFOLIO SERIES 6 ADT 456	27-1321204	00768N143	00768N150				BAB006	5/10/2018	4.15000	0.11288
BUILD AMERICA BOND PORTFOLIO SERIES 6 ADT 456	27-1321204	00768N143	00768N150				BAB006	6/10/2018	6.99000	0.19013
BUILD AMERICA BOND PORTFOLIO SERIES 6 ADT 456	27-1321204	00768N143	00768N150				BAB006	7/10/2018	3.83000	0.10418
BUILD AMERICA BOND PORTFOLIO SERIES 6 ADT 456	27-1321204	00768N143	00768N150				BAB006	8/10/2018	3.84000	0.10445
BUILD AMERICA BOND PORTFOLIO SERIES 6 ADT 456	27-1321204	00768N143	00768N150				BAB006	9/10/2018	3.83000	0.10418
BUILD AMERICA BOND PORTFOLIO SERIES 6 ADT 456	27-1321204	00768N143	00768N150				BAB006	10/10/2018	3.84000	0.10445
BUILD AMERICA BOND PORTFOLIO SERIES 6 ADT 456	27-1321204	00768N143	00768N150				BAB006	11/10/2018	3.83000	0.10418
BUILD AMERICA BOND PORTFOLIO SERIES 6 ADT 456	27-1321204	00768N143	00768N150				BAB006	12/10/2018	3.84000	0.10445
TAX EXEMPT SECURITIES TRUST NATIONALTRUST 461 ADT 457	27-1569771	00768N168	00768N176				NAT461	1/10/2018	31.21000	30.80739
TAX EXEMPT SECURITIES TRUST NATIONALTRUST 461 ADT 457	27-1569771	00768N168	00768N176				NAT461	6/10/2018	16.82000	16.60302
TAX EXEMPT SECURITIES TRUST NATIONALTRUST 461 ADT 457	27-1569771	00768N168	00768N176				NAT461	10/10/2018	28.91000	28.53706
GNMA ADVANTAGE INCOME PORTFOLIO SERIES 13 ADT 464	27-1630144	00768N226	00768N234	00768N259	00768N242		GNMA013	1/1/2018	0.01510	0.00153
GNMA ADVANTAGE INCOME PORTFOLIO SERIES 13 ADT 464	27-1630144	00768N226	00768N234	00768N259	00768N242		GNMA013	2/1/2018	0.01510	0.00153
GNMA ADVANTAGE INCOME PORTFOLIO SERIES 13 ADT 464	27-1630144	00768N226	00768N234	00768N259	00768N242		GNMA013	3/1/2018	0.01540	0.00156
GNMA ADVANTAGE INCOME PORTFOLIO SERIES 13 ADT 464	27-1630144	00768N226	00768N234	00768N259	00768N242		GNMA013	4/1/2018	0.01540	0.00156
GNMA ADVANTAGE INCOME PORTFOLIO SERIES 13 ADT 464	27-1630144	00768N226	00768N234	00768N259	00768N242		GNMA013	5/1/2018	0.01600	0.00162
GNMA ADVANTAGE INCOME PORTFOLIO SERIES 13 ADT 464	27-1630144	00768N226	00768N234	00768N259	00768N242		GNMA013	6/1/2018	0.02350	0.00238
GNMA ADVANTAGE INCOME PORTFOLIO SERIES 13 ADT 464	27-1630144	00768N226	00768N234	00768N259	00768N242		GNMA013	7/1/2018	0.01550	0.00157
GNMA ADVANTAGE INCOME PORTFOLIO SERIES 13 ADT 464	27-1630144	00768N226	00768N234	00768N259	00768N242		GNMA013	8/1/2018	0.01520	0.00154
GNMA ADVANTAGE INCOME PORTFOLIO SERIES 13 ADT 464	27-1630144	00768N226	00768N234	00768N259	00768N242		GNMA013	9/1/2018	0.01500	0.00152
GNMA ADVANTAGE INCOME PORTFOLIO SERIES 13 ADT 464	27-1630144	00768N226	00768N234	00768N259	00768N242		GNMA013	10/1/2018	0.01470	0.00149
GNMA ADVANTAGE INCOME PORTFOLIO SERIES 13 ADT 464	27-1630144	00768N226	00768N234	00768N259	00768N242		GNMA013	11/1/2018	0.01450	0.00147
GNMA ADVANTAGE INCOME PORTFOLIO SERIES 13 ADT 464	27-1630144	00768N226	00768N234	00768N259	00768N242		GNMA013	12/1/2018	0.01450	0.00147
TAX EXEMPT MUNICIPAL PORTFOLIO INTERMEDIATESER 10 ADT 471	27-1719676	00768N549	00768N556				TEMPI010	1/10/2018	2.76000	0.03422
TAX EXEMPT MUNICIPAL PORTFOLIO INTERMEDIATESER 10 ADT 471	27-1719676	00768N549	00768N556				TEMPI010	2/10/2018	2.79000	0.03460
TAX EXEMPT MUNICIPAL PORTFOLIO INTERMEDIATESER 10 ADT 471	27-1719676	00768N549	00768N556				TEMPI010	3/10/2018	2.80000	0.03472
TAX EXEMPT MUNICIPAL PORTFOLIO INTERMEDIATESER 10 ADT 471	27-1719676	00768N549	00768N556				TEMPI010	4/10/2018	2.82000	0.03497
TAX EXEMPT MUNICIPAL PORTFOLIO INTERMEDIATESER 10 ADT 471	27-1719676	00768N549	00768N556				TEMPI010	5/10/2018	2.73000	0.03385
TAX EXEMPT MUNICIPAL PORTFOLIO INTERMEDIATESER 10 ADT 471	27-1719676	00768N549	00768N556				TEMPI010	6/10/2018	2.75000	0.03410
TAX EXEMPT MUNICIPAL PORTFOLIO INTERMEDIATESER 10 ADT 471	27-1719676	00768N549	00768N556				TEMPI010	7/10/2018	2.69000	0.03336
TAX EXEMPT MUNICIPAL PORTFOLIO INTERMEDIATESER 10 ADT 471	27-1719676	00768N549	00768N556				TEMPI010	7/10/2018	41.63000	41.63000
TAX EXEMPT MUNICIPAL PORTFOLIO INTERMEDIATESER 10 ADT 471	27-1719676	00768N549	00768N556				TEMPI010	8/10/2018	2.52000	0.03125
TAX EXEMPT MUNICIPAL PORTFOLIO INTERMEDIATESER 10 ADT 471	27-1719676	00768N549	00768N556				TEMPI010	9/10/2018	2.54000	0.03150
TAX EXEMPT MUNICIPAL PORTFOLIO INTERMEDIATESER 10 ADT 471	27-1719676	00768N549	00768N556				TEMPI010	10/10/2018	2.42000	0.03001

Issuer's Name	EIN	CUSIP 1	CUSIP 2	CUSIP 3	CUSIP 4	CUSIP 5	Ticker Symbol	Date of Corporate Action	Distribution Per Unit	Per Unit Reduction of Taxpayer's Basis
TAX EXEMPT MUNICIPAL PORTFOLIO INTERMEDIATESER 10 ADT 471	27-1719676	00768N549	00768N556				TEMPI010	10/10/2018	102.91000	102.91000
TAX EXEMPT MUNICIPAL PORTFOLIO INTERMEDIATESER 10 ADT 471	27-1719676	00768N549	00768N556				TEMPI010	11/10/2018	1.82000	0.02257
TAX EXEMPT MUNICIPAL PORTFOLIO INTERMEDIATESER 10 ADT 471	27-1719676	00768N549	00768N556				TEMPI010	11/10/2018	65.66000	65.66000
TAX EXEMPT MUNICIPAL PORTFOLIO INTERMEDIATESER 10 ADT 471	27-1719676	00768N549	00768N556				TEMPI010	12/10/2018	1.73000	0.02145
TAX EXEMPT MUNICIPAL PORTFOLIO INTERMEDIATESER 10 ADT 471	27-1719676	00768N549	00768N556				TEMPI010	12/10/2018	58.64000	58.64000
INSURED TAX EXEMPT MUNICIPAL PORT LONG TERM SER 12ADT 467	27-1699049	00768N580	00768N598				ITEML012	1/10/2018	264.82000	255.04814
INSURED TAX EXEMPT MUNICIPAL PORT LONG TERM SER 12ADT 467	27-1699049	00768N580	00768N598				ITEML012	5/10/2018	82.83000	79.77357
INSURED TAX EXEMPT MUNICIPAL PORT LONG TERM SER 12ADT 467	27-1699049	00768N580	00768N598				ITEML012	8/10/2018	39.67000	38.20618
BUILD AMERICA BOND PORTFOLIO SERIES 8ADT 482	27-1630302	00768N648	00768N655				BAB008	12/10/2018	1.26000	1.22699
ADVISORS CORPORATE TRUST - STRATEGIC SERIES 6ADT 493	27-1800036	00768V269	00768V277				ACTST006	1/10/2018	2.84000	0.17722
ADVISORS CORPORATE TRUST - STRATEGIC SERIES 6ADT 493	27-1800036	00768V269	00768V277				ACTST006	1/10/2018	110.67000	109.99491
ADVISORS CORPORATE TRUST - STRATEGIC SERIES 6ADT 493	27-1800036	00768V269	00768V277				ACTST006	2/10/2018	2.54000	0.15850
ADVISORS CORPORATE TRUST - STRATEGIC SERIES 6ADT 493	27-1800036	00768V269	00768V277				ACTST006	3/10/2018	2.54000	0.15850
ADVISORS CORPORATE TRUST - STRATEGIC SERIES 6ADT 493	27-1800036	00768V269	00768V277				ACTST006	3/10/2018	40.07000	39.82557
ADVISORS CORPORATE TRUST - STRATEGIC SERIES 6ADT 493	27-1800036	00768V269	00768V277				ACTST006	4/10/2018	2.34000	0.14602
ADVISORS CORPORATE TRUST - STRATEGIC SERIES 6ADT 493	27-1800036	00768V269	00768V277				ACTST006	5/10/2018	2.13000	0.13291
ADVISORS CORPORATE TRUST - STRATEGIC SERIES 6ADT 493	27-1800036	00768V269	00768V277				ACTST006	5/10/2018	40.01000	39.76594
ADVISORS CORPORATE TRUST - STRATEGIC SERIES 6ADT 493	27-1800036	00768V269	00768V277				ACTST006	6/10/2018	1.75000	0.10920
ADVISORS CORPORATE TRUST - STRATEGIC SERIES 6ADT 493	27-1800036	00768V269	00768V277				ACTST006	6/10/2018	73.84000	73.38958
ADVISORS CORPORATE TRUST - STRATEGIC SERIES 6ADT 493	27-1800036	00768V269	00768V277				ACTST006	7/10/2018	1.73000	0.10795
ADVISORS CORPORATE TRUST - STRATEGIC SERIES 6ADT 493	27-1800036	00768V269	00768V277				ACTST006	8/10/2018	1.75000	0.10920
ADVISORS CORPORATE TRUST - STRATEGIC SERIES 6ADT 493	27-1800036	00768V269	00768V277				ACTST006	9/10/2018	1.61000	0.10046
ADVISORS CORPORATE TRUST - STRATEGIC SERIES 6ADT 493	27-1800036	00768V269	00768V277				ACTST006	9/10/2018	43.64000	43.37380
ADVISORS CORPORATE TRUST - STRATEGIC SERIES 6ADT 493	27-1800036	00768V269	00768V277				ACTST006	10/10/2018	1.49000	0.09298
ADVISORS CORPORATE TRUST - STRATEGIC SERIES 6ADT 493	27-1800036	00768V269	00768V277				ACTST006	11/10/2018	1.50000	0.09360
ADVISORS CORPORATE TRUST - STRATEGIC SERIES 6ADT 493	27-1800036	00768V269	00768V277				ACTST006	12/10/2018	1.52000	0.09485
TAX EXEMPT SECURITIES TRUST NATIONALTRUST 462 ADT 481	27-1858162	00768V343	00768V350				NAT462	11/10/2018	11.17000	10.82820
INSURED TAX EXEMPT MUNICIPAL PORT LONG TERM SER 13ADT 491	27-1914634	00768V368	00768V376				ITEML013	1/10/2018	147.74000	142.76116
INSURED TAX EXEMPT MUNICIPAL PORT LONG TERM SER 13ADT 491	27-1914634	00768V368	00768V376				ITEML013	7/10/2018	21.35000	20.63051
TAX EXEMPT MUNICIPAL PORTFOLIO INTERMEDIATESERIES 11 ADT 492	27-1938172	00768V384	00768V392				TEMPI011	1/10/2018	2.53000	0.08653
TAX EXEMPT MUNICIPAL PORTFOLIO INTERMEDIATESERIES 11 ADT 492	27-1938172	00768V384	00768V392				TEMPI011	2/10/2018	2.46000	0.08413
TAX EXEMPT MUNICIPAL PORTFOLIO INTERMEDIATESERIES 11 ADT 492	27-1938172	00768V384	00768V392				TEMPI011	3/10/2018	2.48000	0.08482
TAX EXEMPT MUNICIPAL PORTFOLIO INTERMEDIATESERIES 11 ADT 492	27-1938172	00768V384	00768V392				TEMPI011	4/10/2018	2.51000	0.08584
TAX EXEMPT MUNICIPAL PORTFOLIO INTERMEDIATESERIES 11 ADT 492	27-1938172	00768V384	00768V392				TEMPI011	5/10/2018	2.52000	0.08618
TAX EXEMPT MUNICIPAL PORTFOLIO INTERMEDIATESERIES 11 ADT 492	27-1938172	00768V384	00768V392				TEMPI011	6/10/2018	2.52000	0.08618
TAX EXEMPT MUNICIPAL PORTFOLIO INTERMEDIATESERIES 11 ADT 492	27-1938172	00768V384	00768V392				TEMPI011	7/10/2018	2.62000	0.08960
TAX EXEMPT MUNICIPAL PORTFOLIO INTERMEDIATESERIES 11 ADT 492	27-1938172	00768V384	00768V392				TEMPI011	8/10/2018	2.63000	0.08995
TAX EXEMPT MUNICIPAL PORTFOLIO INTERMEDIATESERIES 11 ADT 492	27-1938172	00768V384	00768V392				TEMPI011	9/10/2018	2.49000	0.08516
TAX EXEMPT MUNICIPAL PORTFOLIO INTERMEDIATESERIES 11 ADT 492	27-1938172	00768V384	00768V392				TEMPI011	10/10/2018	2.46000	0.08413
TAX EXEMPT MUNICIPAL PORTFOLIO INTERMEDIATESERIES 11 ADT 492	27-1938172	00768V384	00768V392				TEMPI011	10/10/2018	35.56000	35.56000
TAX EXEMPT MUNICIPAL PORTFOLIO INTERMEDIATESERIES 11 ADT 492	27-1938172	00768V384	00768V392				TEMPI011	11/10/2018	2.21000	0.07558
TAX EXEMPT MUNICIPAL PORTFOLIO INTERMEDIATESERIES 11 ADT 492	27-1938172	00768V384	00768V392				TEMPI011	11/10/2018	53.36000	53.36000
TAX EXEMPT MUNICIPAL PORTFOLIO INTERMEDIATESERIES 11 ADT 492	27-1938172	00768V384	00768V392				TEMPI011	12/10/2018	2.08000	0.07114
BUILD AMERICA BOND PORTFOLIO SERIES 10ADT 494	27-1914273	00768V509	00768V517				BAB010	12/19/2018	6.32000	0.13904
INSURED TAX EXEMPT MUNICIPAL PORTFOLIO, LONG TERMAN SMC FIM PORTFOLIO, SERIES	27-2095455	00768V608	00768V616				ITEML014	1/10/2018	51.59000	49.03114
INSURED TAX EXEMPT MUNICIPAL PORTFOLIO, LONG TERMAN SMC FIM PORTFOLIO, SERIES	27-2095455	00768V608	00768V616				ITEML014	7/10/2018	112.13000	106.56835
TAX EXEMPT MUNICIPAL PORTFOLIO,INTERMEDIATESERIES 12 ADT 505	27-2095633	00768V624	00768V632				TEMPI012	1/10/2018	2.59000	0.23932
TAX EXEMPT MUNICIPAL PORTFOLIO,INTERMEDIATESERIES 12 ADT 505	27-2095633	00768V624	00768V632				TEMPI012	2/10/2018	2.52000	0.23285
TAX EXEMPT MUNICIPAL PORTFOLIO,INTERMEDIATESERIES 12 ADT 505	27-2095633	00768V624	00768V632				TEMPI012	3/10/2018	2.53000	0.23377
TAX EXEMPT MUNICIPAL PORTFOLIO,INTERMEDIATESERIES 12 ADT 505	27-2095633	00768V624	00768V632				TEMPI012	4/10/2018	2.47000	0.22823
TAX EXEMPT MUNICIPAL PORTFOLIO,INTERMEDIATESERIES 12 ADT 505	27-2095633	00768V624	00768V632				TEMPI012	5/10/2018	2.43000	0.22453
TAX EXEMPT MUNICIPAL PORTFOLIO,INTERMEDIATESERIES 12 ADT 505	27-2095633	00768V624	00768V632				TEMPI012	5/10/2018	38.50000	36.35170
TAX EXEMPT MUNICIPAL PORTFOLIO,INTERMEDIATESERIES 12 ADT 505	27-2095633	00768V624	00768V632				TEMPI012	6/10/2018	2.35000	0.21714
TAX EXEMPT MUNICIPAL PORTFOLIO,INTERMEDIATESERIES 12 ADT 505	27-2095633	00768V624	00768V632				TEMPI012	7/10/2018	2.35000	0.21714
TAX EXEMPT MUNICIPAL PORTFOLIO,INTERMEDIATESERIES 12 ADT 505	27-2095633	00768V624	00768V632				TEMPI012	8/10/2018	2.30000	0.21252
TAX EXEMPT MUNICIPAL PORTFOLIO,INTERMEDIATESERIES 12 ADT 505	27-2095633	00768V624	00768V632				TEMPI012	8/10/2018	37.56000	35.46415
TAX EXEMPT MUNICIPAL PORTFOLIO,INTERMEDIATESERIES 12 ADT 505	27-2095633	00768V624	00768V632				TEMPI012	9/10/2018	2.17000	0.20051
TAX EXEMPT MUNICIPAL PORTFOLIO,INTERMEDIATESERIES 12 ADT 505	27-2095633	00768V624	00768V632				TEMPI012	10/10/2018	2.18000	0.20143

Issuer's Name	EIN	CUSIP 1	CUSIP 2	CUSIP 3	CUSIP 4	CUSIP 5	Ticker Symbol	Date of Corporate Action	Distribution Per Unit	Per Unit Reduction of Taxpayer's Basis
TAX EXEMPT MUNICIPAL PORTFOLIO,INTERMEDIATESERIES 12 ADT 505	27-2095633	00768V624	00768V632				TEMPI012	11/10/2018	2.19000	0.20236
TAX EXEMPT MUNICIPAL PORTFOLIO,INTERMEDIATESERIES 12 ADT 505	27-2095633	00768V624	00768V632				TEMPI012	12/10/2018	2.12000	0.19589
TAX EXEMPT MUN PORT INTER SER 13 -AN SMC FIM PORT ADT 517	27-2357025	00768X364	00768X380				TEMPI013	1/10/2018	2.45000	0.00956
TAX EXEMPT MUN PORT INTER SER 13 -AN SMC FIM PORT ADT 517	27-2357025	00768X364	00768X380				TEMPI013	2/10/2018	2.49000	0.00971
TAX EXEMPT MUN PORT INTER SER 13 -AN SMC FIM PORT ADT 517	27-2357025	00768X364	00768X380				TEMPI013	3/10/2018	2.50000	0.00975
TAX EXEMPT MUN PORT INTER SER 13 -AN SMC FIM PORT ADT 517	27-2357025	00768X364	00768X380				TEMPI013	4/10/2018	2.51000	0.00979
TAX EXEMPT MUN PORT INTER SER 13 -AN SMC FIM PORT ADT 517	27-2357025	00768X364	00768X380				TEMPI013	5/10/2018	2.45000	0.00956
TAX EXEMPT MUN PORT INTER SER 13 -AN SMC FIM PORT ADT 517	27-2357025	00768X364	00768X380				TEMPI013	5/10/2018	33.17000	33.14015
TAX EXEMPT MUN PORT INTER SER 13 -AN SMC FIM PORT ADT 517	27-2357025	00768X364	00768X380				TEMPI013	6/10/2018	2.31000	0.00901
TAX EXEMPT MUN PORT INTER SER 13 -AN SMC FIM PORT ADT 517	27-2357025	00768X364	00768X380				TEMPI013	7/10/2018	2.21000	0.00862
TAX EXEMPT MUN PORT INTER SER 13 -AN SMC FIM PORT ADT 517	27-2357025	00768X364	00768X380				TEMPI013	7/10/2018	64.97000	64.91153
TAX EXEMPT MUN PORT INTER SER 13 -AN SMC FIM PORT ADT 517	27-2357025	00768X364	00768X380				TEMPI013	8/10/2018	1.98000	0.00772
TAX EXEMPT MUN PORT INTER SER 13 -AN SMC FIM PORT ADT 517	27-2357025	00768X364	00768X380				TEMPI013	9/10/2018	1.99000	0.00776
TAX EXEMPT MUN PORT INTER SER 13 -AN SMC FIM PORT ADT 517	27-2357025	00768X364	00768X380				TEMPI013	10/10/2018	2.01000	0.00784
TAX EXEMPT MUN PORT INTER SER 13 -AN SMC FIM PORT ADT 517	27-2357025	00768X364	00768X380				TEMPI013	11/10/2018	1.98000	0.00772
TAX EXEMPT MUN PORT INTER SER 13 -AN SMC FIM PORT ADT 517	27-2357025	00768X364	00768X380				TEMPI013	12/10/2018	1.80000	0.00702
TAX EXEMPT MUN PORT INTER SER 13 -AN SMC FIM PORT ADT 517	27-2357025	00768X364	00768X380				TEMPI013	12/10/2018	48.64000	48.59622
TAX EXEMPT SECURITIES TRUST NATIONALTRUST 463 ADT 523	27-2251068	00768X703	00768X711				NAT463	1/10/2018	2.82000	0.01043
TAX EXEMPT SECURITIES TRUST NATIONALTRUST 463 ADT 523	27-2251068	00768X703	00768X711				NAT463	2/10/2018	2.80000	0.01036
TAX EXEMPT SECURITIES TRUST NATIONALTRUST 463 ADT 523	27-2251068	00768X703	00768X711				NAT463	2/10/2018	10.40000	10.37296
TAX EXEMPT SECURITIES TRUST NATIONALTRUST 463 ADT 523	27-2251068	00768X703	00768X711				NAT463	3/10/2018	2.71000	0.01003
TAX EXEMPT SECURITIES TRUST NATIONALTRUST 463 ADT 523	27-2251068	00768X703	00768X711				NAT463	4/10/2018	2.72000	0.01006
TAX EXEMPT SECURITIES TRUST NATIONALTRUST 463 ADT 523	27-2251068	00768X703	00768X711				NAT463	5/10/2018	2.72000	0.01006
TAX EXEMPT SECURITIES TRUST NATIONALTRUST 463 ADT 523	27-2251068	00768X703	00768X711				NAT463	6/10/2018	2.58000	0.00955
TAX EXEMPT SECURITIES TRUST NATIONALTRUST 463 ADT 523	27-2251068	00768X703	00768X711				NAT463	6/10/2018	75.81000	75.61289
TAX EXEMPT SECURITIES TRUST NATIONALTRUST 463 ADT 523	27-2251068	00768X703	00768X711				NAT463	7/10/2018	2.35000	0.00870
TAX EXEMPT SECURITIES TRUST NATIONALTRUST 463 ADT 523	27-2251068	00768X703	00768X711				NAT463	7/10/2018	5.42000	5.40591
TAX EXEMPT SECURITIES TRUST NATIONALTRUST 463 ADT 523	27-2251068	00768X703	00768X711				NAT463	8/10/2018	2.33000	0.00862
TAX EXEMPT SECURITIES TRUST NATIONALTRUST 463 ADT 523	27-2251068	00768X703	00768X711				NAT463	9/10/2018	2.35000	0.00870
TAX EXEMPT SECURITIES TRUST NATIONALTRUST 463 ADT 523	27-2251068	00768X703	00768X711				NAT463	10/10/2018	2.35000	0.00870
TAX EXEMPT SECURITIES TRUST NATIONALTRUST 463 ADT 523	27-2251068	00768X703	00768X711				NAT463	11/10/2018	2.35000	0.00870
TAX EXEMPT SECURITIES TRUST NATIONALTRUST 463 ADT 523	27-2251068	00768X703	00768X711				NAT463	12/10/2018	2.25000	0.00833
TAX EXEMPT SECURITIES TRUST NATIONALTRUST 463 ADT 523	27-2251068	00768X703	00768X711				NAT463	12/10/2018	28.39000	28.31619
BUILD AMERICA BOND PORT SER 13 - ANSMC FIM PORT ADT 524	27-2600163	00769B221	00769B239				BAB013	1/10/2018	4.46000	0.03791
BUILD AMERICA BOND PORT SER 13 - ANSMC FIM PORT ADT 524	27-2600163	00769B221	00769B239				BAB013	2/10/2018	4.47000	0.03800
BUILD AMERICA BOND PORT SER 13 - ANSMC FIM PORT ADT 524	27-2600163	00769B221	00769B239				BAB013	3/10/2018	4.36000	0.03706
BUILD AMERICA BOND PORT SER 13 - ANSMC FIM PORT ADT 524	27-2600163	00769B221	00769B239				BAB013	4/10/2018	4.42000	0.03757
BUILD AMERICA BOND PORT SER 13 - ANSMC FIM PORT ADT 524	27-2600163	00769B221	00769B239				BAB013	5/10/2018	4.46000	0.03791
BUILD AMERICA BOND PORT SER 13 - ANSMC FIM PORT ADT 524	27-2600163	00769B221	00769B239				BAB013	6/10/2018	5.39000	0.04582
BUILD AMERICA BOND PORT SER 13 - ANSMC FIM PORT ADT 524	27-2600163	00769B221	00769B239				BAB013	7/10/2018	4.53000	0.03851
BUILD AMERICA BOND PORT SER 13 - ANSMC FIM PORT ADT 524	27-2600163	00769B221	00769B239				BAB013	8/10/2018	4.52000	0.03842
BUILD AMERICA BOND PORT SER 13 - ANSMC FIM PORT ADT 524	27-2600163	00769B221	00769B239				BAB013	9/10/2018	4.46000	0.03791
BUILD AMERICA BOND PORT SER 13 - ANSMC FIM PORT ADT 524	27-2600163	00769B221	00769B239				BAB013	10/10/2018	4.47000	0.03800
BUILD AMERICA BOND PORT SER 13 - ANSMC FIM PORT ADT 524	27-2600163	00769B221	00769B239				BAB013	11/10/2018	4.46000	0.03791
BUILD AMERICA BOND PORT SER 13 - ANSMC FIM PORT ADT 524	27-2600163	00769B221	00769B239				BAB013	12/10/2018	4.50000	0.03825
BUILD AMERICA BOND PORT SER 12 - ANSMC FIM PORT ADT 522	27-2357200	00769B247	00769B254				BAB012	12/19/2018	10.87000	0.42610
TAX EXEMPT MUNI PORT INTER SER 14AN SMC FIM PORT ADT 532	27-2600336	00769B262	00769B270				TEMPI014	1/10/2018	1.97000	0.16253
TAX EXEMPT MUNI PORT INTER SER 14AN SMC FIM PORT ADT 532	27-2600336	00769B262	00769B270				TEMPI014	1/10/2018	34.27000	34.27000
TAX EXEMPT MUNI PORT INTER SER 14AN SMC FIM PORT ADT 532	27-2600336	00769B262	00769B270				TEMPI014	2/10/2018	2.00000	0.16500
TAX EXEMPT MUNI PORT INTER SER 14AN SMC FIM PORT ADT 532	27-2600336	00769B262	00769B270				TEMPI014	3/10/2018	1.79000	0.14768
TAX EXEMPT MUNI PORT INTER SER 14AN SMC FIM PORT ADT 532	27-2600336	00769B262	00769B270				TEMPI014	3/10/2018	51.41000	51.41000
TAX EXEMPT MUNI PORT INTER SER 14AN SMC FIM PORT ADT 532	27-2600336	00769B262	00769B270				TEMPI014	4/10/2018	1.78000	0.14685
TAX EXEMPT MUNI PORT INTER SER 14AN SMC FIM PORT ADT 532	27-2600336	00769B262	00769B270				TEMPI014	5/10/2018	1.79000	0.14768
TAX EXEMPT MUNI PORT INTER SER 14AN SMC FIM PORT ADT 532	27-2600336	00769B262	00769B270				TEMPI014	6/10/2018	1.81000	0.14933
TAX EXEMPT MUNI PORT INTER SER 14AN SMC FIM PORT ADT 532	27-2600336	00769B262	00769B270				TEMPI014	7/10/2018	1.82000	0.15015
TAX EXEMPT MUNI PORT INTER SER 14AN SMC FIM PORT ADT 532	27-2600336	00769B262	00769B270				TEMPI014	8/10/2018	1.79000	0.14768
TAX EXEMPT MUNI PORT INTER SER 14AN SMC FIM PORT ADT 532	27-2600336	00769B262	00769B270				TEMPI014	8/10/2018	12.63000	12.63000
TAX EXEMPT MUNI PORT INTER SER 14AN SMC FIM PORT ADT 532	27-2600336	00769B262	00769B270				TEMPI014	9/10/2018	1.69000	0.13943
TAX EXEMPT MUNI PORT INTER SER 14AN SMC FIM PORT ADT 532	27-2600336	00769B262	00769B270				TEMPI014	10/10/2018	1.69000	0.13943
TAX EXEMPT MUNI PORT INTER SER 14AN SMC FIM PORT ADT 532	27-2600336	00769B262	00769B270				TEMPI014	11/10/2018	1.70000	0.14025
TAX EXEMPT MUNI PORT INTER SER 14AN SMC FIM PORT ADT 532	27-2600336	00769B262	00769B270				TEMPI014	12/10/2018	1.71000	0.14108

Issuer's Name	EIN	CUSIP 1	CUSIP 2	CUSIP 3	CUSIP 4	CUSIP 5	Ticker Symbol	Date of Corporate Action	Distribution Per Unit	Per Unit Reduction of Taxpayer's Basis
BUILD AMER BOND LTD MAT PORT SER 1- AN SMC FIM PORT ADT 539	27-2357324	00769B320	00769B838				BABLM001	12/19/2018	6.57000	0.36201
ADV CORP TR CUTWATER INCOME OPPORTPORTFOLIO SER 4 ADT 589	27-3270144	00769B825	00769B833				ACTCT004	1/10/2018	4.43000	0.83063
ADV CORP TR CUTWATER INCOME OPPORTPORTFOLIO SER 4 ADT 589	27-3270144	00769B825	00769B833				ACTCT004	2/10/2018	4.47000	0.83813
ADV CORP TR CUTWATER INCOME OPPORTPORTFOLIO SER 4 ADT 589	27-3270144	00769B825	00769B833				ACTCT004	3/10/2018	4.50000	0.84375
ADV CORP TR CUTWATER INCOME OPPORTPORTFOLIO SER 4 ADT 589	27-3270144	00769B825	00769B833				ACTCT004	4/10/2018	4.50000	0.84375
ADV CORP TR CUTWATER INCOME OPPORTPORTFOLIO SER 4 ADT 589	27-3270144	00769B825	00769B833				ACTCT004	5/10/2018	4.54000	0.85125
ADV CORP TR CUTWATER INCOME OPPORTPORTFOLIO SER 4 ADT 589	27-3270144	00769B825	00769B833				ACTCT004	6/10/2018	4.43000	0.83063
ADV CORP TR CUTWATER INCOME OPPORTPORTFOLIO SER 4 ADT 589	27-3270144	00769B825	00769B833				ACTCT004	7/10/2018	4.25000	0.79688
ADV CORP TR CUTWATER INCOME OPPORTPORTFOLIO SER 4 ADT 589	27-3270144	00769B825	00769B833				ACTCT004	7/10/2018	96.22000	94.07429
ADV CORP TR CUTWATER INCOME OPPORTPORTFOLIO SER 4 ADT 589	27-3270144	00769B825	00769B833				ACTCT004	8/10/2018	3.72000	0.69750
ADV CORP TR CUTWATER INCOME OPPORTPORTFOLIO SER 4 ADT 589	27-3270144	00769B825	00769B833				ACTCT004	9/10/2018	3.74000	0.70125
ADV CORP TR CUTWATER INCOME OPPORTPORTFOLIO SER 4 ADT 589	27-3270144	00769B825	00769B833				ACTCT004	10/10/2018	3.72000	0.69750
ADV CORP TR CUTWATER INCOME OPPORTPORTFOLIO SER 4 ADT 589	27-3270144	00769B825	00769B833				ACTCT004	10/10/2018	15.72000	15.36944
ADV CORP TR CUTWATER INCOME OPPORTPORTFOLIO SER 4 ADT 589	27-3270144	00769B825	00769B833				ACTCT004	11/10/2018	3.40000	0.63750
ADV CORP TR CUTWATER INCOME OPPORTPORTFOLIO SER 4 ADT 589	27-3270144	00769B825	00769B833				ACTCT004	11/10/2018	25.51000	24.94113
ADV CORP TR CUTWATER INCOME OPPORTPORTFOLIO SER 4 ADT 589	27-3270144	00769B825	00769B833				ACTCT004	12/10/2018	3.42000	0.64125
TAX EXEMPT MUNICIPAL PORTFOLIO,SERIES 3 (INSURED)-AN SMC FIM PORTFOLIO	27-3215111	00769B866	00769B874				TEMP003	1/10/2018	2.06000	0.15553
TAX EXEMPT MUNICIPAL PORTFOLIO,SERIES 3 (INSURED)-AN SMC FIM PORTFOLIO	27-3215111	00769B866	00769B874				TEMP003	2/10/2018	1.85000	0.13968
TAX EXEMPT MUNICIPAL PORTFOLIO,SERIES 3 (INSURED)-AN SMC FIM PORTFOLIO	27-3215111	00769B866	00769B874				TEMP003	2/10/2018	41.98000	41.98000
TAX EXEMPT MUNICIPAL PORTFOLIO,SERIES 3 (INSURED)-AN SMC FIM PORTFOLIO	27-3215111	00769B866	00769B874				TEMP003	3/10/2018	1.81000	0.13666
TAX EXEMPT MUNICIPAL PORTFOLIO,SERIES 3 (INSURED)-AN SMC FIM PORTFOLIO	27-3215111	00769B866	00769B874				TEMP003	4/10/2018	1.82000	0.13741
TAX EXEMPT MUNICIPAL PORTFOLIO,SERIES 3 (INSURED)-AN SMC FIM PORTFOLIO	27-3215111	00769B866	00769B874				TEMP003	5/10/2018	1.81000	0.13666
TAX EXEMPT MUNICIPAL PORTFOLIO,SERIES 3 (INSURED)-AN SMC FIM PORTFOLIO	27-3215111	00769B866	00769B874				TEMP003	6/10/2018	1.82000	0.13741
TAX EXEMPT MUNICIPAL PORTFOLIO,SERIES 3 (INSURED)-AN SMC FIM PORTFOLIO	27-3215111	00769B866	00769B874				TEMP003	7/10/2018	1.81000	0.13666
TAX EXEMPT MUNICIPAL PORTFOLIO,SERIES 3 (INSURED)-AN SMC FIM PORTFOLIO	27-3215111	00769B866	00769B874				TEMP003	8/10/2018	1.65000	0.12458
TAX EXEMPT MUNICIPAL PORTFOLIO,SERIES 3 (INSURED)-AN SMC FIM PORTFOLIO	27-3215111	00769B866	00769B874				TEMP003	8/10/2018	58.62000	58.62000
TAX EXEMPT MUNICIPAL PORTFOLIO,SERIES 3 (INSURED)-AN SMC FIM PORTFOLIO	27-3215111	00769B866	00769B874				TEMP003	9/10/2018	1.65000	0.12458
TAX EXEMPT MUNICIPAL PORTFOLIO,SERIES 3 (INSURED)-AN SMC FIM PORTFOLIO	27-3215111	00769B866	00769B874				TEMP003	10/10/2018	1.66000	0.12533
TAX EXEMPT MUNICIPAL PORTFOLIO,SERIES 3 (INSURED)-AN SMC FIM PORTFOLIO	27-3215111	00769B866	00769B874				TEMP003	11/10/2018	1.67000	0.12609
TAX EXEMPT MUNICIPAL PORTFOLIO,SERIES 3 (INSURED)-AN SMC FIM PORTFOLIO	27-3215111	00769B866	00769B874				TEMP003	12/10/2018	1.67000	0.12609
TAX EXEMPT SECURITIES TRUST NATIONALTRUST 464 ADT 543	27-2785185	00769C229	00769C237				NAT464	7/10/2018	29.15000	28.74190
TAX EXEMPT SECURITIES TRUST NATIONALTRUST 464 ADT 543	27-2785185	00769C229	00769C237				NAT464	11/10/2018	27.42000	27.03612
BUILD AMERICA BOND PORT SER 14 - ANSMC FIM PORT ADT 548	27-2789929	00769C260	00769C278				BAB014	1/10/2018	4.45000	0.05251
BUILD AMERICA BOND PORT SER 14 - ANSMC FIM PORT ADT 548	27-2789929	00769C260	00769C278				BAB014	2/10/2018	4.46000	0.05263
BUILD AMERICA BOND PORT SER 14 - ANSMC FIM PORT ADT 548	27-2789929	00769C260	00769C278				BAB014	3/10/2018	4.47000	0.05275
BUILD AMERICA BOND PORT SER 14 - ANSMC FIM PORT ADT 548	27-2789929	00769C260	00769C278				BAB014	4/10/2018	4.47000	0.05275
BUILD AMERICA BOND PORT SER 14 - ANSMC FIM PORT ADT 548	27-2789929	00769C260	00769C278				BAB014	5/10/2018	4.47000	0.05275
BUILD AMERICA BOND PORT SER 14 - ANSMC FIM PORT ADT 548	27-2789929	00769C260	00769C278				BAB014	6/10/2018	4.51000	0.05322
BUILD AMERICA BOND PORT SER 14 - ANSMC FIM PORT ADT 548	27-2789929	00769C260	00769C278				BAB014	7/10/2018	4.58000	0.05404
BUILD AMERICA BOND PORT SER 14 - ANSMC FIM PORT ADT 548	27-2789929	00769C260	00769C278				BAB014	8/10/2018	4.58000	0.05404
BUILD AMERICA BOND PORT SER 14 - ANSMC FIM PORT ADT 548	27-2789929	00769C260	00769C278				BAB014	9/10/2018	4.57000	0.05393
BUILD AMERICA BOND PORT SER 14 - ANSMC FIM PORT ADT 548	27-2789929	00769C260	00769C278				BAB014	10/10/2018	4.58000	0.05404
BUILD AMERICA BOND PORT SER 14 - ANSMC FIM PORT ADT 548	27-2789929	00769C260	00769C278				BAB014	11/10/2018	4.58000	0.05404
BUILD AMERICA BOND PORT SER 14 - ANSMC FIM PORT ADT 548	27-2789929	00769C260	00769C278				BAB014	12/10/2018	4.62000	0.05452
BUILD AMERICA BOND PORT SER 14 - ANSMC FIM PORT ADT 548	27-2789929	00769C260	00769C278				BAB014	12/19/2018	0.95000	0.18449
BUILD AMER BOND LTD MAT PORT SER 3AN SMC FIM PORT ADT 547	27-2789075	00769C302	00769C310				BABLM003	1/10/2018	4.07000	0.03215
BUILD AMER BOND LTD MAT PORT SER 3AN SMC FIM PORT ADT 547	27-2789075	00769C302	00769C310				BABLM003	2/10/2018	4.06000	0.03207
BUILD AMER BOND LTD MAT PORT SER 3AN SMC FIM PORT ADT 547	27-2789075	00769C302	00769C310				BABLM003	3/10/2018	4.04000	0.03192
BUILD AMER BOND LTD MAT PORT SER 3AN SMC FIM PORT ADT 547	27-2789075	00769C302	00769C310				BABLM003	4/10/2018	4.07000	0.03215
BUILD AMER BOND LTD MAT PORT SER 3AN SMC FIM PORT ADT 547	27-2789075	00769C302	00769C310				BABLM003	5/10/2018	3.97000	0.03136
BUILD AMER BOND LTD MAT PORT SER 3AN SMC FIM PORT ADT 547	27-2789075	00769C302	00769C310				BABLM003	6/10/2018	3.98000	0.03144
BUILD AMER BOND LTD MAT PORT SER 3AN SMC FIM PORT ADT 547	27-2789075	00769C302	00769C310				BABLM003	7/10/2018	4.01000	0.03168
BUILD AMER BOND LTD MAT PORT SER 3AN SMC FIM PORT ADT 547	27-2789075	00769C302	00769C310				BABLM003	8/10/2018	4.03000	0.03184
BUILD AMER BOND LTD MAT PORT SER 3AN SMC FIM PORT ADT 547	27-2789075	00769C302	00769C310				BABLM003	9/10/2018	4.05000	0.03200
BUILD AMER BOND LTD MAT PORT SER 3AN SMC FIM PORT ADT 547	27-2789075	00769C302	00769C310				BABLM003	10/10/2018	4.08000	0.03223
BUILD AMER BOND LTD MAT PORT SER 3AN SMC FIM PORT ADT 547	27-2789075	00769C302	00769C310				BABLM003	11/10/2018	3.99000	0.03152
BUILD AMER BOND LTD MAT PORT SER 3AN SMC FIM PORT ADT 547	27-2789075	00769C302	00769C310				BABLM003	12/10/2018	3.96000	0.03128
BUILD AMER BOND LTD MAT PORT SER 3AN SMC FIM PORT ADT 547	27-2789075	00769C302	00769C310				BABLM003	12/19/2018	0.58000	0.27637
TAX EXEMPT MUNI PORT INTER SER 15AN SMC FIM PORT ADT 546	27-2789115	00769C328	00769C336				TEMPI015	1/10/2018	1.95000	0.13650
TAX EXEMPT MUNI PORT INTER SER 15AN SMC FIM PORT ADT 546	27-2789115	00769C328	00769C336				TEMPI015	2/10/2018	1.92000	0.13440
TAX EXEMPT MUNI PORT INTER SER 15AN SMC FIM PORT ADT 546	27-2789115	00769C328	00769C336				TEMPI015	3/10/2018	1.93000	0.13510

Issuer's Name	EIN	CUSIP 1	CUSIP 2	CUSIP 3	CUSIP 4	CUSIP 5	Ticker Symbol	Date of Corporate Action	Distribution Per Unit	Per Unit Reduction of Taxpayer's Basis
TAX EXEMPT MUNI PORT INTER SER 15AN SMC FIM PORT ADT 546	27-2789115	00769C328	00769C336				TEMPI015	4/10/2018	1.94000	0.13580
TAX EXEMPT MUNI PORT INTER SER 15AN SMC FIM PORT ADT 546	27-2789115	00769C328	00769C336				TEMPI015	5/10/2018	1.88000	0.13160
TAX EXEMPT MUNI PORT INTER SER 15AN SMC FIM PORT ADT 546	27-2789115	00769C328	00769C336				TEMPI015	5/10/2018	43.71000	42.72653
TAX EXEMPT MUNI PORT INTER SER 15AN SMC FIM PORT ADT 546	27-2789115	00769C328	00769C336				TEMPI015	6/10/2018	1.75000	0.12250
TAX EXEMPT MUNI PORT INTER SER 15AN SMC FIM PORT ADT 546	27-2789115	00769C328	00769C336				TEMPI015	7/10/2018	1.69000	0.11830
TAX EXEMPT MUNI PORT INTER SER 15AN SMC FIM PORT ADT 546	27-2789115	00769C328	00769C336				TEMPI015	7/10/2018	32.55000	31.81763
TAX EXEMPT MUNI PORT INTER SER 15AN SMC FIM PORT ADT 546	27-2789115	00769C328	00769C336				TEMPI015	8/10/2018	1.56000	0.10920
TAX EXEMPT MUNI PORT INTER SER 15AN SMC FIM PORT ADT 546	27-2789115	00769C328	00769C336				TEMPI015	9/10/2018	1.57000	0.10990
TAX EXEMPT MUNI PORT INTER SER 15AN SMC FIM PORT ADT 546	27-2789115	00769C328	00769C336				TEMPI015	10/10/2018	1.57000	0.10990
TAX EXEMPT MUNI PORT INTER SER 15AN SMC FIM PORT ADT 546	27-2789115	00769C328	00769C336				TEMPI015	11/10/2018	1.62000	0.11340
TAX EXEMPT MUNI PORT INTER SER 15AN SMC FIM PORT ADT 546	27-2789115	00769C328	00769C336				TEMPI015	12/10/2018	1.40000	0.09800
TAX EXEMPT MUNI PORT INTER SER 15AN SMC FIM PORT ADT 546	27-2789115	00769C328	00769C336				TEMPI015	12/10/2018	49.14000	48.03435
ADV CORP TR CUTWATER INC SR1 ADT540	27-2560601	00769C344	00769C351				ACTCT001	1/10/2018	3.31000	1.03603
ADV CORP TR CUTWATER INC SR1 ADT540	27-2560601	00769C344	00769C351				ACTCT001	1/10/2018	68.59000	67.45141
ADV CORP TR CUTWATER INC SR1 ADT540	27-2560601	00769C344	00769C351				ACTCT001	2/10/2018	3.33000	1.04229
ADV CORP TR CUTWATER INC SR1 ADT540	27-2560601	00769C344	00769C351				ACTCT001	3/10/2018	3.38000	1.05794
ADV CORP TR CUTWATER INC SR1 ADT540	27-2560601	00769C344	00769C351				ACTCT001	4/10/2018	3.38000	1.05794
ADV CORP TR CUTWATER INC SR1 ADT540	27-2560601	00769C344	00769C351				ACTCT001	5/10/2018	3.39000	1.06107
ADV CORP TR CUTWATER INC SR1 ADT540	27-2560601	00769C344	00769C351				ACTCT001	6/10/2018	3.32000	1.03916
ADV CORP TR CUTWATER INC SR1 ADT540	27-2560601	00769C344	00769C351				ACTCT001	7/10/2018	3.34000	1.04542
ADV CORP TR CUTWATER INC SR1 ADT540	27-2560601	00769C344	00769C351				ACTCT001	8/10/2018	3.39000	1.06107
ADV CORP TR CUTWATER INC SR1 ADT540	27-2560601	00769C344	00769C351				ACTCT001	9/10/2018	3.40000	1.06420
ADV CORP TR CUTWATER INC SR1 ADT540	27-2560601	00769C344	00769C351				ACTCT001	10/10/2018	3.46000	1.08298
ADV CORP TR CUTWATER INC SR1 ADT540	27-2560601	00769C344	00769C351				ACTCT001	11/10/2018	2.94000	0.92022
ADV CORP TR CUTWATER INC SR1 ADT540	27-2560601	00769C344	00769C351				ACTCT001	11/10/2018	50.30000	49.46502
ADV CORP TR CUTWATER INC SR1 ADT540	27-2560601	00769C344	00769C351				ACTCT001	12/10/2018	2.99000	0.93587
ADV CORP TR CUTWATER INCOME OPPORTPORTFOLIO SER 2 ADT 549	27-2790024	00769C401	00769C419				ACTCT002	1/10/2018	3.72000	0.56730
ADV CORP TR CUTWATER INCOME OPPORTPORTFOLIO SER 2 ADT 549	27-2790024	00769C401	00769C419				ACTCT002	2/10/2018	3.76000	0.57340
ADV CORP TR CUTWATER INCOME OPPORTPORTFOLIO SER 2 ADT 549	27-2790024	00769C401	00769C419				ACTCT002	3/10/2018	3.78000	0.57645
ADV CORP TR CUTWATER INCOME OPPORTPORTFOLIO SER 2 ADT 549	27-2790024	00769C401	00769C419				ACTCT002	4/10/2018	3.84000	0.58560
ADV CORP TR CUTWATER INCOME OPPORTPORTFOLIO SER 2 ADT 549	27-2790024	00769C401	00769C419				ACTCT002	5/10/2018	3.85000	0.58713
ADV CORP TR CUTWATER INCOME OPPORTPORTFOLIO SER 2 ADT 549	27-2790024	00769C401	00769C419				ACTCT002	6/10/2018	3.60000	0.54900
ADV CORP TR CUTWATER INCOME OPPORTPORTFOLIO SER 2 ADT 549	27-2790024	00769C401	00769C419				ACTCT002	6/10/2018	30.86000	29.93420
ADV CORP TR CUTWATER INCOME OPPORTPORTFOLIO SER 2 ADT 549	27-2790024	00769C401	00769C419				ACTCT002	7/10/2018	3.57000	0.54443
ADV CORP TR CUTWATER INCOME OPPORTPORTFOLIO SER 2 ADT 549	27-2790024	00769C401	00769C419				ACTCT002	7/10/2018	53.28000	51.66220
ADV CORP TR CUTWATER INCOME OPPORTPORTFOLIO SER 2 ADT 549	27-2790024	00769C401	00769C419				ACTCT002	8/10/2018	3.15000	0.48038
ADV CORP TR CUTWATER INCOME OPPORTPORTFOLIO SER 2 ADT 549	27-2790024	00769C401	00769C419				ACTCT002	9/10/2018	3.16000	0.48190
ADV CORP TR CUTWATER INCOME OPPORTPORTFOLIO SER 2 ADT 549	27-2790024	00769C401	00769C419				ACTCT002	10/10/2018	3.16000	0.48190
ADV CORP TR CUTWATER INCOME OPPORTPORTFOLIO SER 2 ADT 549	27-2790024	00769C401	00769C419				ACTCT002	11/10/2018	2.69000	0.41023
ADV CORP TR CUTWATER INCOME OPPORTPORTFOLIO SER 2 ADT 549	27-2790024	00769C401	00769C419				ACTCT002	11/10/2018	69.65000	67.56050
ADV CORP TR CUTWATER INCOME OPPORTPORTFOLIO SER 2 ADT 549	27-2790024	00769C401	00769C419				ACTCT002	12/10/2018	2.67000	0.40718
GNMA ADVANTAGE INCOME PORTFOLIO SERIES 14 ADT 554	27-2970382	00769C468	00769C476	00769C492	00769C484		GNMA014	1/1/2018	0.01430	0.00100
GNMA ADVANTAGE INCOME PORTFOLIO SERIES 14 ADT 554	27-2970382	00769C468	00769C476	00769C492	00769C484		GNMA014	2/1/2018	0.01510	0.00106
GNMA ADVANTAGE INCOME PORTFOLIO SERIES 14 ADT 554	27-2970382	00769C468	00769C476	00769C492	00769C484		GNMA014	3/1/2018	0.01490	0.00104
GNMA ADVANTAGE INCOME PORTFOLIO SERIES 14 ADT 554	27-2970382	00769C468	00769C476	00769C492	00769C484		GNMA014	4/1/2018	0.01480	0.00104
GNMA ADVANTAGE INCOME PORTFOLIO SERIES 14 ADT 554	27-2970382	00769C468	00769C476	00769C492	00769C484		GNMA014	5/1/2018	0.01560	0.00109
GNMA ADVANTAGE INCOME PORTFOLIO SERIES 14 ADT 554	27-2970382	00769C468	00769C476	00769C492	00769C484		GNMA014	6/1/2018	0.01530	0.00107
GNMA ADVANTAGE INCOME PORTFOLIO SERIES 14 ADT 554	27-2970382	00769C468	00769C476	00769C492	00769C484		GNMA014	7/1/2018	0.01530	0.00107
GNMA ADVANTAGE INCOME PORTFOLIO SERIES 14 ADT 554	27-2970382	00769C468	00769C476	00769C492	00769C484		GNMA014	8/1/2018	0.01540	0.00108
GNMA ADVANTAGE INCOME PORTFOLIO SERIES 14 ADT 554	27-2970382	00769C468	00769C476	00769C492	00769C484		GNMA014	9/1/2018	0.01540	0.00108
GNMA ADVANTAGE INCOME PORTFOLIO SERIES 14 ADT 554	27-2970382	00769C468	00769C476	00769C492	00769C484		GNMA014	10/1/2018	0.01510	0.00106
GNMA ADVANTAGE INCOME PORTFOLIO SERIES 14 ADT 554	27-2970382	00769C468	00769C476	00769C492	00769C484		GNMA014	11/1/2018	0.01480	0.00104
GNMA ADVANTAGE INCOME PORTFOLIO SERIES 14 ADT 554	27-2970382	00769C468	00769C476	00769C492	00769C484		GNMA014	12/1/2018	0.01470	0.00103
ADV CORP TR CUTWATER INCOME OPPORTPORTFOLIO SER 3 ADT 563	27-2978768	00769C583	00769C609				ACTCT003	1/10/2018	3.51000	0.95823
ADV CORP TR CUTWATER INCOME OPPORTPORTFOLIO SER 3 ADT 563	27-2978768	00769C583	00769C609				ACTCT003	1/10/2018	185.35000	184.03402
ADV CORP TR CUTWATER INCOME OPPORTPORTFOLIO SER 3 ADT 563	27-2978768	00769C583	00769C609				ACTCT003	2/10/2018	3.31000	0.90363
ADV CORP TR CUTWATER INCOME OPPORTPORTFOLIO SER 3 ADT 563	27-2978768	00769C583	00769C609				ACTCT003	3/10/2018	3.32000	0.90636
ADV CORP TR CUTWATER INCOME OPPORTPORTFOLIO SER 3 ADT 563	27-2978768	00769C583	00769C609				ACTCT003	4/10/2018	3.32000	0.90636
ADV CORP TR CUTWATER INCOME OPPORTPORTFOLIO SER 3 ADT 563	27-2978768	00769C583	00769C609				ACTCT003	5/10/2018	3.37000	0.92001
ADV CORP TR CUTWATER INCOME OPPORTPORTFOLIO SER 3 ADT 563	27-2978768	00769C583	00769C609				ACTCT003	6/10/2018	3.36000	0.91728
ADV CORP TR CUTWATER INCOME OPPORTPORTFOLIO SER 3 ADT 563	27-2978768	00769C583	00769C609				ACTCT003	7/10/2018	3.31000	0.90363
ADV CORP TR CUTWATER INCOME OPPORTPORTFOLIO SER 3 ADT 563	27-2978768	00769C583	00769C609				ACTCT003	7/10/2018	47.61000	47.21797
ADV CORP TR CUTWATER INCOME OPPORTPORTFOLIO SER 3 ADT 563	27-2978768	00769C583	00769C609				ACTCT003	8/10/2018	2.97000	0.81081

Issuer's Name	EIN	CUSIP 1	CUSIP 2	CUSIP 3	CUSIP 4	CUSIP 5	Ticker Symbol	Date of Corporate Action	Distribution Per Unit	Per Unit Reduction of Taxpayer's Basis
ADV CORP TR CUTWATER INCOME OPPORTPORTFOLIO SER 3 ADT 563	27-2978768	00769C583	00769C609				ACTCT003	9/10/2018	3.04000	0.82992
ADV CORP TR CUTWATER INCOME OPPORTPORTFOLIO SER 3 ADT 563	27-2978768	00769C583	00769C609				ACTCT003	10/10/2018	3.07000	0.83811
ADV CORP TR CUTWATER INCOME OPPORTPORTFOLIO SER 3 ADT 563	27-2978768	00769C583	00769C609				ACTCT003	11/10/2018	2.64000	0.72072
ADV CORP TR CUTWATER INCOME OPPORTPORTFOLIO SER 3 ADT 563	27-2978768	00769C583	00769C609				ACTCT003	11/10/2018	35.49000	35.23802
ADV CORP TR CUTWATER INCOME OPPORTPORTFOLIO SER 3 ADT 563	27-2978768	00769C583	00769C609				ACTCT003	12/10/2018	2.63000	0.71799
BUILD AMER BOND LTD MAT PORT SER 4AN SMC FIM PORT ADT 564	27-2978880	00769C625	00769C641				BABLM004	1/10/2018	3.58000	0.16647
BUILD AMER BOND LTD MAT PORT SER 4AN SMC FIM PORT ADT 564	27-2978880	00769C625	00769C641				BABLM004	2/10/2018	3.61000	0.16787
BUILD AMER BOND LTD MAT PORT SER 4AN SMC FIM PORT ADT 564	27-2978880	00769C625	00769C641				BABLM004	3/10/2018	3.57000	0.16601
BUILD AMER BOND LTD MAT PORT SER 4AN SMC FIM PORT ADT 564	27-2978880	00769C625	00769C641				BABLM004	4/10/2018	3.57000	0.16601
BUILD AMER BOND LTD MAT PORT SER 4AN SMC FIM PORT ADT 564	27-2978880	00769C625	00769C641				BABLM004	5/10/2018	3.60000	0.16740
BUILD AMER BOND LTD MAT PORT SER 4AN SMC FIM PORT ADT 564	27-2978880	00769C625	00769C641				BABLM004	6/10/2018	3.54000	0.16461
BUILD AMER BOND LTD MAT PORT SER 4AN SMC FIM PORT ADT 564	27-2978880	00769C625	00769C641				BABLM004	7/10/2018	3.54000	0.16461
BUILD AMER BOND LTD MAT PORT SER 4AN SMC FIM PORT ADT 564	27-2978880	00769C625	00769C641				BABLM004	8/10/2018	3.54000	0.16461
BUILD AMER BOND LTD MAT PORT SER 4AN SMC FIM PORT ADT 564	27-2978880	00769C625	00769C641				BABLM004	9/10/2018	3.54000	0.16461
BUILD AMER BOND LTD MAT PORT SER 4AN SMC FIM PORT ADT 564	27-2978880	00769C625	00769C641				BABLM004	10/10/2018	3.55000	0.16508
BUILD AMER BOND LTD MAT PORT SER 4AN SMC FIM PORT ADT 564	27-2978880	00769C625	00769C641				BABLM004	11/10/2018	3.55000	0.16508
BUILD AMER BOND LTD MAT PORT SER 4AN SMC FIM PORT ADT 564	27-2978880	00769C625	00769C641				BABLM004	12/10/2018	3.56000	0.16554
BUILD AMERICA BOND PORT SER 15 - ANSMC FIM PORT ADT 565	27-2977710	00769C666	00769C682				BAB015	12/19/2018	8.97000	0.59381
TAX EXEMPT MUNI PORT INTER SER 16AB SMC FIM PORT ADT 566	27-2978985	00769C708	00769C724				TEMPI016	1/10/2018	1.65000	0.05511
TAX EXEMPT MUNI PORT INTER SER 16AB SMC FIM PORT ADT 566	27-2978985	00769C708	00769C724				TEMPI016	2/10/2018	1.55000	0.05177
TAX EXEMPT MUNI PORT INTER SER 16AB SMC FIM PORT ADT 566	27-2978985	00769C708	00769C724				TEMPI016	3/10/2018	1.56000	0.05210
TAX EXEMPT MUNI PORT INTER SER 16AB SMC FIM PORT ADT 566	27-2978985	00769C708	00769C724				TEMPI016	4/10/2018	1.56000	0.05210
TAX EXEMPT MUNI PORT INTER SER 16AB SMC FIM PORT ADT 566	27-2978985	00769C708	00769C724				TEMPI016	5/10/2018	1.57000	0.05244
TAX EXEMPT MUNI PORT INTER SER 16AB SMC FIM PORT ADT 566	27-2978985	00769C708	00769C724				TEMPI016	6/10/2018	1.58000	0.05277
TAX EXEMPT MUNI PORT INTER SER 16AB SMC FIM PORT ADT 566	27-2978985	00769C708	00769C724				TEMPI016	7/10/2018	1.52000	0.05077
TAX EXEMPT MUNI PORT INTER SER 16AB SMC FIM PORT ADT 566	27-2978985	00769C708	00769C724				TEMPI016	7/10/2018	27.29000	27.29000
TAX EXEMPT MUNI PORT INTER SER 16AB SMC FIM PORT ADT 566	27-2978985	00769C708	00769C724				TEMPI016	8/10/2018	1.42000	0.04743
TAX EXEMPT MUNI PORT INTER SER 16AB SMC FIM PORT ADT 566	27-2978985	00769C708	00769C724				TEMPI016	9/10/2018	1.35000	0.04509
TAX EXEMPT MUNI PORT INTER SER 16AB SMC FIM PORT ADT 566	27-2978985	00769C708	00769C724				TEMPI016	9/10/2018	57.09000	57.09000
TAX EXEMPT MUNI PORT INTER SER 16AB SMC FIM PORT ADT 566	27-2978985	00769C708	00769C724				TEMPI016	10/10/2018	1.18000	0.03941
TAX EXEMPT MUNI PORT INTER SER 16AB SMC FIM PORT ADT 566	27-2978985	00769C708	00769C724				TEMPI016	11/10/2018	1.18000	0.03941
TAX EXEMPT MUNI PORT INTER SER 16AB SMC FIM PORT ADT 566	27-2978985	00769C708	00769C724				TEMPI016	12/10/2018	1.20000	0.04008
TAX EXEMPT MUNICIPAL PORTFOLIO, SERIES 2ADT 574	27-2970451	00769C740	00769C757				TEMP002	1/10/2018	3.00000	0.05610
TAX EXEMPT MUNICIPAL PORTFOLIO, SERIES 2ADT 574	27-2970451	00769C740	00769C757				TEMP002	2/10/2018	3.01000	0.05629
TAX EXEMPT MUNICIPAL PORTFOLIO, SERIES 2ADT 574	27-2970451	00769C740	00769C757				TEMP002	3/10/2018	3.03000	0.05666
TAX EXEMPT MUNICIPAL PORTFOLIO, SERIES 2ADT 574	27-2970451	00769C740	00769C757				TEMP002	4/10/2018	3.06000	0.05722
TAX EXEMPT MUNICIPAL PORTFOLIO, SERIES 2ADT 574	27-2970451	00769C740	00769C757				TEMP002	5/10/2018	3.13000	0.05853
TAX EXEMPT MUNICIPAL PORTFOLIO, SERIES 2ADT 574	27-2970451	00769C740	00769C757				TEMP002	6/10/2018	2.97000	0.05554
TAX EXEMPT MUNICIPAL PORTFOLIO, SERIES 2ADT 574	27-2970451	00769C740	00769C757				TEMP002	6/10/2018	3.84000	3.68525
TAX EXEMPT MUNICIPAL PORTFOLIO, SERIES 2ADT 574	27-2970451	00769C740	00769C757				TEMP002	7/10/2018	2.81000	0.05255
TAX EXEMPT MUNICIPAL PORTFOLIO, SERIES 2ADT 574	27-2970451	00769C740	00769C757				TEMP002	8/10/2018	2.87000	0.05367
TAX EXEMPT MUNICIPAL PORTFOLIO, SERIES 2ADT 574	27-2970451	00769C740	00769C757				TEMP002	9/10/2018	2.83000	0.05292
TAX EXEMPT MUNICIPAL PORTFOLIO, SERIES 2ADT 574	27-2970451	00769C740	00769C757				TEMP002	10/10/2018	2.72000	0.05086
TAX EXEMPT MUNICIPAL PORTFOLIO, SERIES 2ADT 574	27-2970451	00769C740	00769C757				TEMP002	10/10/2018	43.51000	41.75655
TAX EXEMPT MUNICIPAL PORTFOLIO, SERIES 2ADT 574	27-2970451	00769C740	00769C757				TEMP002	11/10/2018	2.56000	0.04787
TAX EXEMPT MUNICIPAL PORTFOLIO, SERIES 2ADT 574	27-2970451	00769C740	00769C757				TEMP002	12/10/2018	2.56000	0.04787
TAX EXEMPT SECURITIES TRUST NATIONALTRUST 465 ADT 585	27-3145002	00769F602	00769F610				NAT465	1/10/2018	40.60000	40.02754
TAX EXEMPT SECURITIES TRUST NATIONALTRUST 465 ADT 585	27-3145002	00769F602	00769F610				NAT465	6/10/2018	30.45000	30.02066
TAX EXEMPT SECURITIES TRUST NATIONALTRUST 465 ADT 585	27-3145002	00769F602	00769F610				NAT465	8/10/2018	32.72000	32.25865
TAX EXEMPT MUNI PORT INTER SER 17AN SMC FIM PORT ADT 472	27-3270054	00769F743	00769F750				TEMPI017	1/10/2018	2.32000	0.21112
TAX EXEMPT MUNI PORT INTER SER 17AN SMC FIM PORT ADT 472	27-3270054	00769F743	00769F750				TEMPI017	2/10/2018	2.19000	0.19929
TAX EXEMPT MUNI PORT INTER SER 17AN SMC FIM PORT ADT 472	27-3270054	00769F743	00769F750				TEMPI017	2/10/2018	28.82000	28.82000
TAX EXEMPT MUNI PORT INTER SER 17AN SMC FIM PORT ADT 472	27-3270054	00769F743	00769F750				TEMPI017	3/10/2018	2.16000	0.19656
TAX EXEMPT MUNI PORT INTER SER 17AN SMC FIM PORT ADT 472	27-3270054	00769F743	00769F750				TEMPI017	4/10/2018	2.17000	0.19747
TAX EXEMPT MUNI PORT INTER SER 17AN SMC FIM PORT ADT 472	27-3270054	00769F743	00769F750				TEMPI017	5/10/2018	2.19000	0.19929
TAX EXEMPT MUNI PORT INTER SER 17AN SMC FIM PORT ADT 472	27-3270054	00769F743	00769F750				TEMPI017	6/10/2018	2.22000	0.20202
TAX EXEMPT MUNI PORT INTER SER 17AN SMC FIM PORT ADT 472	27-3270054	00769F743	00769F750				TEMPI017	7/10/2018	2.07000	0.18837
TAX EXEMPT MUNI PORT INTER SER 17AN SMC FIM PORT ADT 472	27-3270054	00769F743	00769F750				TEMPI017	7/10/2018	49.70000	49.70000
TAX EXEMPT MUNI PORT INTER SER 17AN SMC FIM PORT ADT 472	27-3270054	00769F743	00769F750				TEMPI017	8/10/2018	1.84000	0.16744
TAX EXEMPT MUNI PORT INTER SER 17AN SMC FIM PORT ADT 472	27-3270054	00769F743	00769F750				TEMPI017	8/10/2018	43.15000	43.15000
TAX EXEMPT MUNI PORT INTER SER 17AN SMC FIM PORT ADT 472	27-3270054	00769F743	00769F750				TEMPI017	9/10/2018	1.75000	0.15925

Issuer's Name	EIN	CUSIP 1	CUSIP 2	CUSIP 3	CUSIP 4	CUSIP 5	Ticker Symbol	Date of Corporate Action	Distribution Per Unit	Per Unit Reduction of Taxpayer's Basis
TAX EXEMPT MUNI PORT INTER SER 17AN SMC FIM PORT ADT 472	27-3270054	00769F743	00769F750				TEMPI017	10/10/2018	1.76000	0.16016
TAX EXEMPT MUNI PORT INTER SER 17AN SMC FIM PORT ADT 472	27-3270054	00769F743	00769F750				TEMPI017	11/10/2018	1.76000	0.16016
TAX EXEMPT MUNI PORT INTER SER 17AN SMC FIM PORT ADT 472	27-3270054	00769F743	00769F750				TEMPI017	12/10/2018	1.74000	0.15834
TAX EXEMPT MUNI PORT INTER SER 17AN SMC FIM PORT ADT 472	27-3270054	00769F743	00769F750				TEMPI017	12/10/2018	32.94000	32.94000
BUILD AMER BOND LTD MAT PORT SER 5AN SMC FIM PORT ADT 593	27-3269923	00769F768	00769F776				BABLM005	1/10/2018	3.74000	0.01122
BUILD AMER BOND LTD MAT PORT SER 5AN SMC FIM PORT ADT 593	27-3269923	00769F768	00769F776				BABLM005	2/10/2018	3.77000	0.01131
BUILD AMER BOND LTD MAT PORT SER 5AN SMC FIM PORT ADT 593	27-3269923	00769F768	00769F776				BABLM005	3/10/2018	3.78000	0.01134
BUILD AMER BOND LTD MAT PORT SER 5AN SMC FIM PORT ADT 593	27-3269923	00769F768	00769F776				BABLM005	4/10/2018	3.78000	0.01134
BUILD AMER BOND LTD MAT PORT SER 5AN SMC FIM PORT ADT 593	27-3269923	00769F768	00769F776				BABLM005	5/10/2018	3.79000	0.01137
BUILD AMER BOND LTD MAT PORT SER 5AN SMC FIM PORT ADT 593	27-3269923	00769F768	00769F776				BABLM005	6/10/2018	3.73000	0.01119
BUILD AMER BOND LTD MAT PORT SER 5AN SMC FIM PORT ADT 593	27-3269923	00769F768	00769F776				BABLM005	7/10/2018	3.79000	0.01137
BUILD AMER BOND LTD MAT PORT SER 5AN SMC FIM PORT ADT 593	27-3269923	00769F768	00769F776				BABLM005	8/10/2018	3.85000	0.01155
BUILD AMER BOND LTD MAT PORT SER 5AN SMC FIM PORT ADT 593	27-3269923	00769F768	00769F776				BABLM005	9/10/2018	3.78000	0.01134
BUILD AMER BOND LTD MAT PORT SER 5AN SMC FIM PORT ADT 593	27-3269923	00769F768	00769F776				BABLM005	10/10/2018	3.77000	0.01131
BUILD AMER BOND LTD MAT PORT SER 5AN SMC FIM PORT ADT 593	27-3269923	00769F768	00769F776				BABLM005	11/10/2018	3.78000	0.01134
BUILD AMER BOND LTD MAT PORT SER 5AN SMC FIM PORT ADT 593	27-3269923	00769F768	00769F776				BABLM005	12/10/2018	3.73000	0.01119
TAX EXEMPT MUNI PORT INTER SER 18AN SMC FIM PORT ADT 583	27-3449481	00769F784	00769F792				TEMPI018	1/10/2018	2.64000	0.45804
TAX EXEMPT MUNI PORT INTER SER 18AN SMC FIM PORT ADT 583	27-3449481	00769F784	00769F792				TEMPI018	2/10/2018	2.51000	0.43549
TAX EXEMPT MUNI PORT INTER SER 18AN SMC FIM PORT ADT 583	27-3449481	00769F784	00769F792				TEMPI018	2/10/2018	19.73000	19.73000
TAX EXEMPT MUNI PORT INTER SER 18AN SMC FIM PORT ADT 583	27-3449481	00769F784	00769F792				TEMPI018	3/10/2018	2.47000	0.42855
TAX EXEMPT MUNI PORT INTER SER 18AN SMC FIM PORT ADT 583	27-3449481	00769F784	00769F792				TEMPI018	4/10/2018	2.47000	0.42855
TAX EXEMPT MUNI PORT INTER SER 18AN SMC FIM PORT ADT 583	27-3449481	00769F784	00769F792				TEMPI018	5/10/2018	2.53000	0.43896
TAX EXEMPT MUNI PORT INTER SER 18AN SMC FIM PORT ADT 583	27-3449481	00769F784	00769F792				TEMPI018	6/10/2018	2.38000	0.41293
TAX EXEMPT MUNI PORT INTER SER 18AN SMC FIM PORT ADT 583	27-3449481	00769F784	00769F792				TEMPI018	6/10/2018	70.86000	70.86000
TAX EXEMPT MUNI PORT INTER SER 18AN SMC FIM PORT ADT 583	27-3449481	00769F784	00769F792				TEMPI018	7/10/2018	1.92000	0.33312
TAX EXEMPT MUNI PORT INTER SER 18AN SMC FIM PORT ADT 583	27-3449481	00769F784	00769F792				TEMPI018	7/10/2018	67.31000	67.31000
TAX EXEMPT MUNI PORT INTER SER 18AN SMC FIM PORT ADT 583	27-3449481	00769F784	00769F792				TEMPI018	8/10/2018	1.90000	0.32965
TAX EXEMPT MUNI PORT INTER SER 18AN SMC FIM PORT ADT 583	27-3449481	00769F784	00769F792				TEMPI018	9/10/2018	1.91000	0.33139
TAX EXEMPT MUNI PORT INTER SER 18AN SMC FIM PORT ADT 583	27-3449481	00769F784	00769F792				TEMPI018	10/10/2018	1.93000	0.33486
TAX EXEMPT MUNI PORT INTER SER 18AN SMC FIM PORT ADT 583	27-3449481	00769F784	00769F792				TEMPI018	11/10/2018	1.90000	0.32965
TAX EXEMPT MUNI PORT INTER SER 18AN SMC FIM PORT ADT 583	27-3449481	00769F784	00769F792				TEMPI018	12/10/2018	1.89000	0.32792
BUILD AMERICA BOND PORT SER 16 - ANSMC FIM PORT ADT 592	27-3270239	00769F800	00769F818				BAB016	1/10/2018	4.47000	0.01967
BUILD AMERICA BOND PORT SER 16 - ANSMC FIM PORT ADT 592	27-3270239	00769F800	00769F818				BAB016	2/10/2018	4.50000	0.01980
BUILD AMERICA BOND PORT SER 16 - ANSMC FIM PORT ADT 592	27-3270239	00769F800	00769F818				BAB016	3/10/2018	4.50000	0.01980
BUILD AMERICA BOND PORT SER 16 - ANSMC FIM PORT ADT 592	27-3270239	00769F800	00769F818				BAB016	4/10/2018	4.45000	0.01958
BUILD AMERICA BOND PORT SER 16 - ANSMC FIM PORT ADT 592	27-3270239	00769F800	00769F818				BAB016	5/10/2018	4.48000	0.01971
BUILD AMERICA BOND PORT SER 16 - ANSMC FIM PORT ADT 592	27-3270239	00769F800	00769F818				BAB016	6/10/2018	4.48000	0.01971
BUILD AMERICA BOND PORT SER 16 - ANSMC FIM PORT ADT 592	27-3270239	00769F800	00769F818				BAB016	7/10/2018	4.41000	0.01940
BUILD AMERICA BOND PORT SER 16 - ANSMC FIM PORT ADT 592	27-3270239	00769F800	00769F818				BAB016	8/10/2018	4.41000	0.01940
BUILD AMERICA BOND PORT SER 16 - ANSMC FIM PORT ADT 592	27-3270239	00769F800	00769F818				BAB016	9/10/2018	4.52000	0.01989
BUILD AMERICA BOND PORT SER 16 - ANSMC FIM PORT ADT 592	27-3270239	00769F800	00769F818				BAB016	10/10/2018	4.52000	0.01989
BUILD AMERICA BOND PORT SER 16 - ANSMC FIM PORT ADT 592	27-3270239	00769F800	00769F818				BAB016	11/10/2018	4.51000	0.01984
BUILD AMERICA BOND PORT SER 16 - ANSMC FIM PORT ADT 592	27-3270239	00769F800	00769F818				BAB016	12/10/2018	4.53000	0.01993
BUILD AMERICA BOND PORT SER 16 - ANSMC FIM PORT ADT 592	27-3270239	00769F800	00769F818				BAB016	12/19/2018	2.07000	0.35273
BUILD AMER BOND LTD MAT PORT SER 6AN SMC FIM PORT ADT 602	27-3449778	00769J240	00769J257				BABLM006	1/10/2018	3.81000	0.17907
BUILD AMER BOND LTD MAT PORT SER 6AN SMC FIM PORT ADT 602	27-3449778	00769J240	00769J257				BABLM006	2/10/2018	3.81000	0.17907
BUILD AMER BOND LTD MAT PORT SER 6AN SMC FIM PORT ADT 602	27-3449778	00769J240	00769J257				BABLM006	3/10/2018	3.78000	0.17766
BUILD AMER BOND LTD MAT PORT SER 6AN SMC FIM PORT ADT 602	27-3449778	00769J240	00769J257				BABLM006	4/10/2018	3.81000	0.17907
BUILD AMER BOND LTD MAT PORT SER 6AN SMC FIM PORT ADT 602	27-3449778	00769J240	00769J257				BABLM006	5/10/2018	3.71000	0.17437
BUILD AMER BOND LTD MAT PORT SER 6AN SMC FIM PORT ADT 602	27-3449778	00769J240	00769J257				BABLM006	6/10/2018	3.72000	0.17484
BUILD AMER BOND LTD MAT PORT SER 6AN SMC FIM PORT ADT 602	27-3449778	00769J240	00769J257				BABLM006	7/10/2018	3.73000	0.17531
BUILD AMER BOND LTD MAT PORT SER 6AN SMC FIM PORT ADT 602	27-3449778	00769J240	00769J257				BABLM006	8/10/2018	3.79000	0.17813
BUILD AMER BOND LTD MAT PORT SER 6AN SMC FIM PORT ADT 602	27-3449778	00769J240	00769J257				BABLM006	9/10/2018	3.78000	0.17766
BUILD AMER BOND LTD MAT PORT SER 6AN SMC FIM PORT ADT 602	27-3449778	00769J240	00769J257				BABLM006	9/10/2018	4.09000	3.58284
BUILD AMER BOND LTD MAT PORT SER 6AN SMC FIM PORT ADT 602	27-3449778	00769J240	00769J257				BABLM006	10/10/2018	3.65000	0.17155
BUILD AMER BOND LTD MAT PORT SER 6AN SMC FIM PORT ADT 602	27-3449778	00769J240	00769J257				BABLM006	11/10/2018	3.65000	0.17155
BUILD AMER BOND LTD MAT PORT SER 6AN SMC FIM PORT ADT 602	27-3449778	00769J240	00769J257				BABLM006	12/10/2018	3.68000	0.17296
ADV CORP TR CUTWATER INCOME OPPORTPORTFOLIO SER 5 ADT 605	27-3449653	00769J307	00769J315				ACTCT005	1/10/2018	4.04000	0.98818
ADV CORP TR CUTWATER INCOME OPPORTPORTFOLIO SER 5 ADT 605	27-3449653	00769J307	00769J315				ACTCT005	1/10/2018	4.99000	4.99000
ADV CORP TR CUTWATER INCOME OPPORTPORTFOLIO SER 5 ADT 605	27-3449653	00769J307	00769J315				ACTCT005	2/10/2018	4.06000	0.99308
ADV CORP TR CUTWATER INCOME OPPORTPORTFOLIO SER 5 ADT 605	27-3449653	00769J307	00769J315				ACTCT005	3/10/2018	4.09000	1.00041
ADV CORP TR CUTWATER INCOME OPPORTPORTFOLIO SER 5 ADT 605	27-3449653	00769J307	00769J315				ACTCT005	4/10/2018	4.13000	1.01020

Issuer's Name	EIN	CUSIP 1	CUSIP 2	CUSIP 3	CUSIP 4	CUSIP 5	Ticker Symbol	Date of Corporate Action	Distribution Per Unit	Per Unit Reduction of Taxpayer's Basis
ADV CORP TR CUTWATER INCOME OPPORTPORTFOLIO SER 5 ADT 605	27-3449653	00769J307	00769J315				ACTCT005	5/10/2018	4.14000	1.01264
ADV CORP TR CUTWATER INCOME OPPORTPORTFOLIO SER 5 ADT 605	27-3449653	00769J307	00769J315				ACTCT005	6/10/2018	4.14000	1.01264
ADV CORP TR CUTWATER INCOME OPPORTPORTFOLIO SER 5 ADT 605	27-3449653	00769J307	00769J315				ACTCT005	7/10/2018	4.09000	1.00041
ADV CORP TR CUTWATER INCOME OPPORTPORTFOLIO SER 5 ADT 605	27-3449653	00769J307	00769J315				ACTCT005	7/10/2018	15.20000	15.20000
ADV CORP TR CUTWATER INCOME OPPORTPORTFOLIO SER 5 ADT 605	27-3449653	00769J307	00769J315				ACTCT005	8/10/2018	3.96000	0.96862
ADV CORP TR CUTWATER INCOME OPPORTPORTFOLIO SER 5 ADT 605	27-3449653	00769J307	00769J315				ACTCT005	9/10/2018	3.99000	0.97595
ADV CORP TR CUTWATER INCOME OPPORTPORTFOLIO SER 5 ADT 605	27-3449653	00769J307	00769J315				ACTCT005	10/10/2018	3.99000	0.97595
ADV CORP TR CUTWATER INCOME OPPORTPORTFOLIO SER 5 ADT 605	27-3449653	00769J307	00769J315				ACTCT005	11/10/2018	3.61000	0.88301
ADV CORP TR CUTWATER INCOME OPPORTPORTFOLIO SER 5 ADT 605	27-3449653	00769J307	00769J315				ACTCT005	11/10/2018	47.13000	47.13000
ADV CORP TR CUTWATER INCOME OPPORTPORTFOLIO SER 5 ADT 605	27-3449653	00769J307	00769J315				ACTCT005	12/10/2018	3.61000	0.88301
BUILD AMERICA BOND PORT SER 17 - ANSMC FIM PORT ADT 606	27-3631131	00769J323	00769J331				BAB017	1/10/2018	4.30000	0.04945
BUILD AMERICA BOND PORT SER 17 - ANSMC FIM PORT ADT 606	27-3631131	00769J323	00769J331				BAB017	2/10/2018	4.36000	0.05014
BUILD AMERICA BOND PORT SER 17 - ANSMC FIM PORT ADT 606	27-3631131	00769J323	00769J331				BAB017	3/10/2018	4.38000	0.05037
BUILD AMERICA BOND PORT SER 17 - ANSMC FIM PORT ADT 606	27-3631131	00769J323	00769J331				BAB017	4/10/2018	4.39000	0.05049
BUILD AMERICA BOND PORT SER 17 - ANSMC FIM PORT ADT 606	27-3631131	00769J323	00769J331				BAB017	5/10/2018	4.30000	0.04945
BUILD AMERICA BOND PORT SER 17 - ANSMC FIM PORT ADT 606	27-3631131	00769J323	00769J331				BAB017	6/10/2018	4.30000	0.04945
BUILD AMERICA BOND PORT SER 17 - ANSMC FIM PORT ADT 606	27-3631131	00769J323	00769J331				BAB017	7/10/2018	4.33000	0.04980
BUILD AMERICA BOND PORT SER 17 - ANSMC FIM PORT ADT 606	27-3631131	00769J323	00769J331				BAB017	8/10/2018	4.36000	0.05014
BUILD AMERICA BOND PORT SER 17 - ANSMC FIM PORT ADT 606	27-3631131	00769J323	00769J331				BAB017	9/10/2018	4.38000	0.05037
BUILD AMERICA BOND PORT SER 17 - ANSMC FIM PORT ADT 606	27-3631131	00769J323	00769J331				BAB017	10/10/2018	4.35000	0.05003
BUILD AMERICA BOND PORT SER 17 - ANSMC FIM PORT ADT 606	27-3631131	00769J323	00769J331				BAB017	11/10/2018	4.30000	0.04945
BUILD AMERICA BOND PORT SER 17 - ANSMC FIM PORT ADT 606	27-3631131	00769J323	00769J331				BAB017	12/10/2018	4.32000	0.04968
TAX EXEMPT SECURITIES TRUST NATIONALTRUST 466 ADT 609	27-3530924	00769J489	00769J497				NAT466	7/10/2018	70.62000	70.59881
TAX EXEMPT SECURITIES TRUST NATIONALTRUST 466 ADT 609	27-3530924	00769J489	00769J497				NAT466	8/10/2018	50.91000	50.89473
TAX EXEMPT SECURITIES TRUST NATIONALTRUST 466 ADT 609	27-3530924	00769J489	00769J497				NAT466	12/10/2018	8.92000	8.91732
ADV CORP TR CUTWATER INCOME OPPORTADT 617	27-3840410	00769J521	00769J539				ACTCT006	1/10/2018	4.47000	0.60569
ADV CORP TR CUTWATER INCOME OPPORTADT 617	27-3840410	00769J521	00769J539				ACTCT006	2/10/2018	4.49000	0.60840
ADV CORP TR CUTWATER INCOME OPPORTADT 617	27-3840410	00769J521	00769J539				ACTCT006	3/10/2018	4.51000	0.61111
ADV CORP TR CUTWATER INCOME OPPORTADT 617	27-3840410	00769J521	00769J539				ACTCT006	4/10/2018	4.48000	0.60704
ADV CORP TR CUTWATER INCOME OPPORTADT 617	27-3840410	00769J521	00769J539				ACTCT006	5/10/2018	4.39000	0.59485
ADV CORP TR CUTWATER INCOME OPPORTADT 617	27-3840410	00769J521	00769J539				ACTCT006	6/10/2018	4.40000	0.59620
ADV CORP TR CUTWATER INCOME OPPORTADT 617	27-3840410	00769J521	00769J539				ACTCT006	7/10/2018	4.34000	0.58807
ADV CORP TR CUTWATER INCOME OPPORTADT 617	27-3840410	00769J521	00769J539				ACTCT006	7/10/2018	67.36000	66.41696
ADV CORP TR CUTWATER INCOME OPPORTADT 617	27-3840410	00769J521	00769J539				ACTCT006	8/10/2018	3.87000	0.52439
ADV CORP TR CUTWATER INCOME OPPORTADT 617	27-3840410	00769J521	00769J539				ACTCT006	9/10/2018	3.86000	0.52303
ADV CORP TR CUTWATER INCOME OPPORTADT 617	27-3840410	00769J521	00769J539				ACTCT006	10/10/2018	3.96000	0.53658
ADV CORP TR CUTWATER INCOME OPPORTADT 617	27-3840410	00769J521	00769J539				ACTCT006	11/10/2018	3.51000	0.47561
ADV CORP TR CUTWATER INCOME OPPORTADT 617	27-3840410	00769J521	00769J539				ACTCT006	11/10/2018	29.21000	28.80106
ADV CORP TR CUTWATER INCOME OPPORTADT 617	27-3840410	00769J521	00769J539				ACTCT006	12/10/2018	3.51000	0.47561
TAX EXEMPT MUNI PORT INTER SER 19AN SMC FIM PORT ADT 618	27-3631199	00769J547	00769J554				TEMPI019	1/10/2018	2.72000	0.52197
TAX EXEMPT MUNI PORT INTER SER 19AN SMC FIM PORT ADT 618	27-3631199	00769J547	00769J554				TEMPI019	2/10/2018	2.75000	0.52773
TAX EXEMPT MUNI PORT INTER SER 19AN SMC FIM PORT ADT 618	27-3631199	00769J547	00769J554				TEMPI019	3/10/2018	2.75000	0.52773
TAX EXEMPT MUNI PORT INTER SER 19AN SMC FIM PORT ADT 618	27-3631199	00769J547	00769J554				TEMPI019	4/10/2018	2.77000	0.53156
TAX EXEMPT MUNI PORT INTER SER 19AN SMC FIM PORT ADT 618	27-3631199	00769J547	00769J554				TEMPI019	5/10/2018	2.68000	0.51429
TAX EXEMPT MUNI PORT INTER SER 19AN SMC FIM PORT ADT 618	27-3631199	00769J547	00769J554				TEMPI019	6/10/2018	2.69000	0.51621
TAX EXEMPT MUNI PORT INTER SER 19AN SMC FIM PORT ADT 618	27-3631199	00769J547	00769J554				TEMPI019	7/10/2018	2.68000	0.51429
TAX EXEMPT MUNI PORT INTER SER 19AN SMC FIM PORT ADT 618	27-3631199	00769J547	00769J554				TEMPI019	8/10/2018	2.69000	0.51621
TAX EXEMPT MUNI PORT INTER SER 19AN SMC FIM PORT ADT 618	27-3631199	00769J547	00769J554				TEMPI019	9/10/2018	2.69000	0.51621
TAX EXEMPT MUNI PORT INTER SER 19AN SMC FIM PORT ADT 618	27-3631199	00769J547	00769J554				TEMPI019	10/10/2018	2.72000	0.52197
TAX EXEMPT MUNI PORT INTER SER 19AN SMC FIM PORT ADT 618	27-3631199	00769J547	00769J554				TEMPI019	11/10/2018	2.69000	0.51621
TAX EXEMPT MUNI PORT INTER SER 19AN SMC FIM PORT ADT 618	27-3631199	00769J547	00769J554				TEMPI019	12/10/2018	2.61000	0.50086
TAX EXEMPT MUNI PORT INTER SER 19AN SMC FIM PORT ADT 618	27-3631199	00769J547	00769J554				TEMPI019	12/10/2018	50.86000	50.86000
BUILD AMER BOND LTD MAT PORT SER 7AN SMC FIM PORT ADT 619	27-3840590	00769J562	00769J570				BABLM007	1/10/2018	4.48000	0.04390
BUILD AMER BOND LTD MAT PORT SER 7AN SMC FIM PORT ADT 619	27-3840590	00769J562	00769J570				BABLM007	2/10/2018	4.49000	0.04400
BUILD AMER BOND LTD MAT PORT SER 7AN SMC FIM PORT ADT 619	27-3840590	00769J562	00769J570				BABLM007	3/10/2018	4.38000	0.04292
BUILD AMER BOND LTD MAT PORT SER 7AN SMC FIM PORT ADT 619	27-3840590	00769J562	00769J570				BABLM007	4/10/2018	4.39000	0.04302
BUILD AMER BOND LTD MAT PORT SER 7AN SMC FIM PORT ADT 619	27-3840590	00769J562	00769J570				BABLM007	5/10/2018	4.40000	0.04312
BUILD AMER BOND LTD MAT PORT SER 7AN SMC FIM PORT ADT 619	27-3840590	00769J562	00769J570				BABLM007	6/10/2018	4.39000	0.04302
BUILD AMER BOND LTD MAT PORT SER 7AN SMC FIM PORT ADT 619	27-3840590	00769J562	00769J570				BABLM007	7/10/2018	4.42000	0.04332
BUILD AMER BOND LTD MAT PORT SER 7AN SMC FIM PORT ADT 619	27-3840590	00769J562	00769J570				BABLM007	8/10/2018	4.44000	0.04351
BUILD AMER BOND LTD MAT PORT SER 7AN SMC FIM PORT ADT 619	27-3840590	00769J562	00769J570				BABLM007	9/10/2018	4.47000	0.04381
BUILD AMER BOND LTD MAT PORT SER 7AN SMC FIM PORT ADT 619	27-3840590	00769J562	00769J570				BABLM007	10/10/2018	4.45000	0.04361

Issuer's Name	EIN	CUSIP 1	CUSIP 2	CUSIP 3	CUSIP 4	CUSIP 5	Ticker Symbol	Date of Corporate Action	Distribution Per Unit	Per Unit Reduction of Taxpayer's Basis
BUILD AMER BOND LTD MAT PORT SER 7AN SMC FIM PORT ADT 619	27-3840590	00769J562	00769J570				BABLM007	11/10/2018	4.37000	0.04283
BUILD AMER BOND LTD MAT PORT SER 7AN SMC FIM PORT ADT 619	27-3840590	00769J562	00769J570				BABLM007	12/10/2018	4.38000	0.04292
BUILD AMER BOND LTD MAT PORT SER 7AN SMC FIM PORT ADT 619	27-3840590	00769J562	00769J570				BABLM007	12/19/2018	5.49000	0.11255
TAX EXEMPT SECURITIES TRUST NATIONALTRUST 467 ADT 623	27-3840342	00769J786	00769J794				NAT467	1/10/2018	1.91000	0.09913
TAX EXEMPT SECURITIES TRUST NATIONALTRUST 467 ADT 623	27-3840342	00769J786	00769J794				NAT467	2/10/2018	1.89000	0.09809
TAX EXEMPT SECURITIES TRUST NATIONALTRUST 467 ADT 623	27-3840342	00769J786	00769J794				NAT467	3/10/2018	1.86000	0.09653
TAX EXEMPT SECURITIES TRUST NATIONALTRUST 467 ADT 623	27-3840342	00769J786	00769J794				NAT467	4/10/2018	1.86000	0.09653
TAX EXEMPT SECURITIES TRUST NATIONALTRUST 467 ADT 623	27-3840342	00769J786	00769J794				NAT467	5/10/2018	1.87000	0.09705
TAX EXEMPT SECURITIES TRUST NATIONALTRUST 467 ADT 623	27-3840342	00769J786	00769J794				NAT467	6/10/2018	1.88000	0.09757
TAX EXEMPT SECURITIES TRUST NATIONALTRUST 467 ADT 623	27-3840342	00769J786	00769J794				NAT467	7/10/2018	1.89000	0.09809
TAX EXEMPT SECURITIES TRUST NATIONALTRUST 467 ADT 623	27-3840342	00769J786	00769J794				NAT467	8/10/2018	1.90000	0.09861
TAX EXEMPT SECURITIES TRUST NATIONALTRUST 467 ADT 623	27-3840342	00769J786	00769J794				NAT467	9/10/2018	1.87000	0.09705
TAX EXEMPT SECURITIES TRUST NATIONALTRUST 467 ADT 623	27-3840342	00769J786	00769J794				NAT467	10/10/2018	1.83000	0.09498
TAX EXEMPT SECURITIES TRUST NATIONALTRUST 467 ADT 623	27-3840342	00769J786	00769J794				NAT467	11/10/2018	1.84000	0.09550
TAX EXEMPT SECURITIES TRUST NATIONALTRUST 467 ADT 623	27-3840342	00769J786	00769J794				NAT467	12/10/2018	1.64000	0.08512
TAX EXEMPT SECURITIES TRUST NATIONALTRUST 467 ADT 623	27-3840342	00769J786	00769J794				NAT467	12/10/2018	49.66000	49.66000
TAX EXEMPT MUNI PORT INTER SER 20AN SMC FIM PORT ADT 634	27-3840532	00769K528	00769K536				TEMPI020	1/10/2018	2.12000	0.16366
TAX EXEMPT MUNI PORT INTER SER 20AN SMC FIM PORT ADT 634	27-3840532	00769K528	00769K536				TEMPI020	2/10/2018	2.15000	0.16598
TAX EXEMPT MUNI PORT INTER SER 20AN SMC FIM PORT ADT 634	27-3840532	00769K528	00769K536				TEMPI020	3/10/2018	2.15000	0.16598
TAX EXEMPT MUNI PORT INTER SER 20AN SMC FIM PORT ADT 634	27-3840532	00769K528	00769K536				TEMPI020	4/10/2018	2.15000	0.16598
TAX EXEMPT MUNI PORT INTER SER 20AN SMC FIM PORT ADT 634	27-3840532	00769K528	00769K536				TEMPI020	5/10/2018	2.20000	0.16984
TAX EXEMPT MUNI PORT INTER SER 20AN SMC FIM PORT ADT 634	27-3840532	00769K528	00769K536				TEMPI020	6/10/2018	2.20000	0.16984
TAX EXEMPT MUNI PORT INTER SER 20AN SMC FIM PORT ADT 634	27-3840532	00769K528	00769K536				TEMPI020	7/10/2018	2.22000	0.17138
TAX EXEMPT MUNI PORT INTER SER 20AN SMC FIM PORT ADT 634	27-3840532	00769K528	00769K536				TEMPI020	8/10/2018	2.27000	0.17524
TAX EXEMPT MUNI PORT INTER SER 20AN SMC FIM PORT ADT 634	27-3840532	00769K528	00769K536				TEMPI020	9/10/2018	2.20000	0.16984
TAX EXEMPT MUNI PORT INTER SER 20AN SMC FIM PORT ADT 634	27-3840532	00769K528	00769K536				TEMPI020	10/10/2018	2.18000	0.16830
TAX EXEMPT MUNI PORT INTER SER 20AN SMC FIM PORT ADT 634	27-3840532	00769K528	00769K536				TEMPI020	10/10/2018	8.85000	6.41183
TAX EXEMPT MUNI PORT INTER SER 20AN SMC FIM PORT ADT 634	27-3840532	00769K528	00769K536				TEMPI020	11/10/2018	2.10000	0.16212
TAX EXEMPT MUNI PORT INTER SER 20AN SMC FIM PORT ADT 634	27-3840532	00769K528	00769K536				TEMPI020	12/10/2018	2.11000	0.16289
BUILD AMER BOND LTD MAT PORT SER 8AN SMC FIM PORT ADT 648	27-4255563	00769K700	00769K718				BABLM008	1/10/2018	4.25000	0.00128
BUILD AMER BOND LTD MAT PORT SER 8AN SMC FIM PORT ADT 648	27-4255563	00769K700	00769K718				BABLM008	2/10/2018	4.16000	0.00125
BUILD AMER BOND LTD MAT PORT SER 8AN SMC FIM PORT ADT 648	27-4255563	00769K700	00769K718				BABLM008	3/10/2018	4.17000	0.00125
BUILD AMER BOND LTD MAT PORT SER 8AN SMC FIM PORT ADT 648	27-4255563	00769K700	00769K718				BABLM008	4/10/2018	4.18000	0.00125
BUILD AMER BOND LTD MAT PORT SER 8AN SMC FIM PORT ADT 648	27-4255563	00769K700	00769K718				BABLM008	5/10/2018	4.09000	0.00123
BUILD AMER BOND LTD MAT PORT SER 8AN SMC FIM PORT ADT 648	27-4255563	00769K700	00769K718				BABLM008	6/10/2018	4.13000	0.00124
BUILD AMER BOND LTD MAT PORT SER 8AN SMC FIM PORT ADT 648	27-4255563	00769K700	00769K718				BABLM008	7/10/2018	4.13000	0.00124
BUILD AMER BOND LTD MAT PORT SER 8AN SMC FIM PORT ADT 648	27-4255563	00769K700	00769K718				BABLM008	8/10/2018	4.15000	0.00125
BUILD AMER BOND LTD MAT PORT SER 8AN SMC FIM PORT ADT 648	27-4255563	00769K700	00769K718				BABLM008	9/10/2018	4.09000	0.00123
BUILD AMER BOND LTD MAT PORT SER 8AN SMC FIM PORT ADT 648	27-4255563	00769K700	00769K718				BABLM008	10/10/2018	4.08000	0.00122
BUILD AMER BOND LTD MAT PORT SER 8AN SMC FIM PORT ADT 648	27-4255563	00769K700	00769K718				BABLM008	11/10/2018	4.08000	0.00122
BUILD AMER BOND LTD MAT PORT SER 8AN SMC FIM PORT ADT 648	27-4255563	00769K700	00769K718				BABLM008	12/10/2018	4.09000	0.00123
BUILD AMER BOND LTD MAT PORT SER 8AN SMC FIM PORT ADT 648	27-4255563	00769K700	00769K718				BABLM008	12/19/2018	5.91000	0.47162
TAX EXEMPT MUNI PORT INTER SER 21AN SMC FIM PORT ADT 649	27-4604903	00769K726	00769K734				TEMPI021	5/10/2018	19.86000	18.22949
TAX EXEMPT MUNI PORT INTER SER 21AN SMC FIM PORT ADT 649	27-4604903	00769K726	00769K734				TEMPI021	6/10/2018	50.90000	46.72111
TAX EXEMPT MUNI PORT INTER SER 21AN SMC FIM PORT ADT 649	27-4604903	00769K726	00769K734				TEMPI021	9/10/2018	67.44000	61.90318
TAX EXEMPT SECURITIES TRUST NATIONALTRUST 468 ADT 646	27-5038527	00769K783	00769K791				NAT468	4/10/2018	30.68000	22.18164
TAX EXEMPT SECURITIES TRUST NATIONALTRUST 468 ADT 646	27-5038527	00769K783	00769K791				NAT468	10/10/2018	25.08000	18.13284
GNMA ADVANTAGE INCOME PORTFOLIO SERIES 15 ADT 651	27-4382449	00769P105	00769P113				GNMA015	1/1/2018	0.01910	0.00170
GNMA ADVANTAGE INCOME PORTFOLIO SERIES 15 ADT 651	27-4382449	00769P105	00769P113				GNMA015	2/1/2018	0.01950	0.00173
GNMA ADVANTAGE INCOME PORTFOLIO SERIES 15 ADT 651	27-4382449	00769P105	00769P113				GNMA015	3/1/2018	0.01920	0.00170
GNMA ADVANTAGE INCOME PORTFOLIO SERIES 15 ADT 651	27-4382449	00769P105	00769P113				GNMA015	4/1/2018	0.01900	0.00169
GNMA ADVANTAGE INCOME PORTFOLIO SERIES 15 ADT 651	27-4382449	00769P105	00769P113				GNMA015	5/1/2018	0.01910	0.00170
GNMA ADVANTAGE INCOME PORTFOLIO SERIES 15 ADT 651	27-4382449	00769P105	00769P113				GNMA015	6/1/2018	0.01950	0.00173
GNMA ADVANTAGE INCOME PORTFOLIO SERIES 15 ADT 651	27-4382449	00769P105	00769P113				GNMA015	7/1/2018	0.01940	0.00172
GNMA ADVANTAGE INCOME PORTFOLIO SERIES 15 ADT 651	27-4382449	00769P105	00769P113				GNMA015	8/1/2018	0.01920	0.00170
GNMA ADVANTAGE INCOME PORTFOLIO SERIES 15 ADT 651	27-4382449	00769P105	00769P113				GNMA015	9/1/2018	0.01890	0.00168
GNMA ADVANTAGE INCOME PORTFOLIO SERIES 15 ADT 651	27-4382449	00769P105	00769P113				GNMA015	10/1/2018	0.01830	0.00163
GNMA ADVANTAGE INCOME PORTFOLIO SERIES 15 ADT 651	27-4382449	00769P105	00769P113				GNMA015	11/1/2018	0.01830	0.00163
GNMA ADVANTAGE INCOME PORTFOLIO SERIES 15 ADT 651	27-4382449	00769P105	00769P113				GNMA015	12/1/2018	0.01800	0.00160
BUILD AMER BOND LTD MAT PORT SER 9AN SMC FIM PORT ADT 639	45-0633586	00769T263	00769T271				BABLM009	1/10/2018	4.46000	0.02542

Issuer's Name	EIN	CUSIP 1	CUSIP 2	CUSIP 3	CUSIP 4	CUSIP 5	Ticker Symbol	Date of Corporate Action	Distribution Per Unit	Per Unit Reduction of Taxpayer's Basis
BUILD AMER BOND LTD MAT PORT SER 9AN SMC FIM PORT ADT 639	45-0633586	00769T263	00769T271				BABLM009	2/10/2018	4.42000	0.02519
BUILD AMER BOND LTD MAT PORT SER 9AN SMC FIM PORT ADT 639	45-0633586	00769T263	00769T271				BABLM009	3/10/2018	4.37000	0.02491
BUILD AMER BOND LTD MAT PORT SER 9AN SMC FIM PORT ADT 639	45-0633586	00769T263	00769T271				BABLM009	4/10/2018	4.39000	0.02502
BUILD AMER BOND LTD MAT PORT SER 9AN SMC FIM PORT ADT 639	45-0633586	00769T263	00769T271				BABLM009	5/10/2018	4.46000	0.02542
BUILD AMER BOND LTD MAT PORT SER 9AN SMC FIM PORT ADT 639	45-0633586	00769T263	00769T271				BABLM009	6/10/2018	4.58000	0.02611
BUILD AMER BOND LTD MAT PORT SER 9AN SMC FIM PORT ADT 639	45-0633586	00769T263	00769T271				BABLM009	7/10/2018	4.34000	0.02474
BUILD AMER BOND LTD MAT PORT SER 9AN SMC FIM PORT ADT 639	45-0633586	00769T263	00769T271				BABLM009	8/10/2018	4.38000	0.02497
BUILD AMER BOND LTD MAT PORT SER 9AN SMC FIM PORT ADT 639	45-0633586	00769T263	00769T271				BABLM009	9/10/2018	4.38000	0.02497
BUILD AMER BOND LTD MAT PORT SER 9AN SMC FIM PORT ADT 639	45-0633586	00769T263	00769T271				BABLM009	10/10/2018	4.40000	0.02508
BUILD AMER BOND LTD MAT PORT SER 9AN SMC FIM PORT ADT 639	45-0633586	00769T263	00769T271				BABLM009	11/10/2018	4.40000	0.02508
BUILD AMER BOND LTD MAT PORT SER 9AN SMC FIM PORT ADT 639	45-0633586	00769T263	00769T271				BABLM009	12/10/2018	4.41000	0.02514
GNMA ADVANTAGE INCOME PORTFOLIO SERIES 16 ADT 719	45-2761537	00769Y387	00769Y395				GNMA016	1/1/2018	0.01450	0.00238
GNMA ADVANTAGE INCOME PORTFOLIO SERIES 16 ADT 719	45-2761537	00769Y387	00769Y395				GNMA016	2/1/2018	0.01540	0.00253
GNMA ADVANTAGE INCOME PORTFOLIO SERIES 16 ADT 719	45-2761537	00769Y387	00769Y395				GNMA016	3/1/2018	0.01530	0.00251
GNMA ADVANTAGE INCOME PORTFOLIO SERIES 16 ADT 719	45-2761537	00769Y387	00769Y395				GNMA016	4/1/2018	0.01530	0.00251
GNMA ADVANTAGE INCOME PORTFOLIO SERIES 16 ADT 719	45-2761537	00769Y387	00769Y395				GNMA016	5/1/2018	0.01490	0.00245
GNMA ADVANTAGE INCOME PORTFOLIO SERIES 16 ADT 719	45-2761537	00769Y387	00769Y395				GNMA016	6/1/2018	0.01470	0.00242
GNMA ADVANTAGE INCOME PORTFOLIO SERIES 16 ADT 719	45-2761537	00769Y387	00769Y395				GNMA016	7/1/2018	0.01490	0.00245
GNMA ADVANTAGE INCOME PORTFOLIO SERIES 16 ADT 719	45-2761537	00769Y387	00769Y395				GNMA016	8/1/2018	0.01460	0.00240
GNMA ADVANTAGE INCOME PORTFOLIO SERIES 16 ADT 719	45-2761537	00769Y387	00769Y395				GNMA016	9/1/2018	0.01430	0.00235
GNMA ADVANTAGE INCOME PORTFOLIO SERIES 16 ADT 719	45-2761537	00769Y387	00769Y395				GNMA016	10/1/2018	0.01400	0.00230
GNMA ADVANTAGE INCOME PORTFOLIO SERIES 16 ADT 719	45-2761537	00769Y387	00769Y395				GNMA016	11/1/2018	0.01380	0.00227
GNMA ADVANTAGE INCOME PORTFOLIO SERIES 16 ADT 719	45-2761537	00769Y387	00769Y395				GNMA016	12/1/2018	0.01340	0.00220
ADV CORP TR - NAVEILLER DIAL HIGH INC OPP PORTSER 47 ADT 825	45-4696959	00770E867	00770E875				ACTND047	1/10/2018	1.63000	0.16822
ADV CORP TR - NAVEILLER DIAL HIGH INC OPP PORTSER 47 ADT 825	45-4696959	00770E867	00770E875				ACTND047	1/10/2018	96.39000	96.39000
ADV CORP TR - NAVEILLER DIAL HIGH INC OPP PORTSER 47 ADT 825	45-4696959	00770E867	00770E875				ACTND047	2/10/2018	1.43000	0.14758
ADV CORP TR - NAVEILLER DIAL HIGH INC OPP PORTSER 47 ADT 825	45-4696959	00770E867	00770E875				ACTND047	3/10/2018	1.44000	0.14861
ADV CORP TR - NAVEILLER DIAL HIGH INC OPP PORTSER 47 ADT 825	45-4696959	00770E867	00770E875				ACTND047	4/10/2018	1.31000	0.13519
ADV CORP TR - NAVEILLER DIAL HIGH INC OPP PORTSER 47 ADT 825	45-4696959	00770E867	00770E875				ACTND047	4/10/2018	29.96000	29.96000
ADV CORP TR - NAVEILLER DIAL HIGH INC OPP PORTSER 47 ADT 825	45-4696959	00770E867	00770E875				ACTND047	5/10/2018	1.29000	0.13313
ADV CORP TR - NAVEILLER DIAL HIGH INC OPP PORTSER 47 ADT 825	45-4696959	00770E867	00770E875				ACTND047	6/10/2018	1.20000	0.12384
ADV CORP TR - NAVEILLER DIAL HIGH INC OPP PORTSER 47 ADT 825	45-4696959	00770E867	00770E875				ACTND047	6/10/2018	83.87000	83.87000
ADV CORP TR - NAVEILLER DIAL HIGH INC OPP PORTSER 47 ADT 825	45-4696959	00770E867	00770E875				ACTND047	7/10/2018	0.80000	0.08256
ADV CORP TR - NAVEILLER DIAL HIGH INC OPP PORTSER 47 ADT 825	45-4696959	00770E867	00770E875				ACTND047	8/10/2018	0.80000	0.08256
ADV CORP TR - NAVEILLER DIAL HIGH INC OPP PORTSER 47 ADT 825	45-4696959	00770E867	00770E875				ACTND047	9/10/2018	0.35000	0.03612
ADV CORP TR - NAVEILLER DIAL HIGH INC OPP PORTSER 47 ADT 825	45-4696959	00770E867	00770E875				ACTND047	9/10/2018	85.83000	85.83000
ADV CORP TR - NAVEILLER DIAL HIGH INC OPP PORTSER 47 ADT 825	45-4696959	00770E867	00770E875				ACTND047	10/10/2018	0.26000	0.02683
ADV CORP TR - NAVEILLER DIAL HIGH INC OPP PORTSER 40 ADT 791	45-3670686	00770H464	00770H472				ACTND040	1/10/2018	0.61000	0.27438
ADV CORP TR - NAVEILLER DIAL HIGH INC OPP PORTSER 40 ADT 791	45-3670686	00770H464	00770H472				ACTND040	1/10/2018	71.68000	71.68000
ADV CORP TR - NAVEILLER DIAL HIGH INC OPP PORTSER 40 ADT 791	45-3670686	00770H464	00770H472				ACTND040	2/10/2018	0.47000	0.21141
ADV CORP TR - NAVEILLER DIAL HIGH INC OPP PORTSER 40 ADT 791	45-3670686	00770H464	00770H472				ACTND040	3/10/2018	0.47000	0.21141
ADV CORP TR - NAVEILLER DIAL HIGH INC OPP PORTSER 40 ADT 791	45-3670686	00770H464	00770H472				ACTND040	4/10/2018	0.49000	0.22040
ADV CORP TR - NAVEILLER DIAL HIGH INC OPP PORTSER 40 ADT 791	45-3670686	00770H464	00770H472				ACTND040	5/10/2018	0.49000	0.22040
ADV CORP TR - NAVEILLER DIAL HIGH INC OPP PORTSER 42 ADT 808	45-3985927	00770H548	00770H555				ACTND042	1/10/2018	109.94000	108.88458
ADV CORP TR - NAVEILLER DIAL HIGH INC OPP PORTSER 42 ADT 808	45-3985927	00770H548	00770H555				ACTND042	7/10/2018	68.57000	67.91173
ADV CORP TR - NAVEILLER DIAL HIGH INC OPP PORTSER 43 ADT 809	45-4209025	00770H563	00770H571				ACTND043	1/10/2018	0.39000	0.30334
ADV CORP TR - NAVEILLER DIAL HIGH INC OPP PORTSER 43 ADT 809	45-4209025	00770H563	00770H571				ACTND043	1/10/2018	137.10000	137.10000
ADV CORP TR - NAVEILLER DIAL HIGH INC OPP PORTSER 43 ADT 809	45-4209025	00770H563	00770H571				ACTND043	2/10/2018	0.06000	0.04667
ADV CORP TR - NAVEILLER DIAL HIGH INC OPP PORTSER 43 ADT 809	45-4209025	00770H563	00770H571				ACTND043	3/10/2018	0.07000	0.05445
ADV CORP TR - NAVEILLER DIAL HIGH INC OPP PORTSER 43 ADT 809	45-4209025	00770H563	00770H571				ACTND043	4/10/2018	0.07000	0.05445
ADV CORP TR - NAVEILLER DIAL HIGH INC OPP PORTSER 43 ADT 809	45-4209025	00770H563	00770H571				ACTND043	5/10/2018	0.06000	0.04667
ADV CORP TR - NAVEILLER DIAL HIGH INC OPP PORTSER 43 ADT 809	45-4209025	00770H563	00770H571				ACTND043	6/10/2018	0.07000	0.05445
ADV CORP TR - NAVEILLER DIAL HIGH INC OPP PORTSER 46 ADT 824	45-4584740	00770H860	00770H878				ACTND046	1/10/2018	0.99000	0.10088
ADV CORP TR - NAVEILLER DIAL HIGH INC OPP PORTSER 46 ADT 824	45-4584740	00770H860	00770H878				ACTND046	1/10/2018	67.63000	67.63000
ADV CORP TR - NAVEILLER DIAL HIGH INC OPP PORTSER 46 ADT 824	45-4584740	00770H860	00770H878				ACTND046	2/10/2018	0.85000	0.08662
ADV CORP TR - NAVEILLER DIAL HIGH INC OPP PORTSER 46 ADT 824	45-4584740	00770H860	00770H878				ACTND046	3/10/2018	0.86000	0.08763
ADV CORP TR - NAVEILLER DIAL HIGH INC OPP PORTSER 46 ADT 824	45-4584740	00770H860	00770H878				ACTND046	4/10/2018	0.86000	0.08763
ADV CORP TR - NAVEILLER DIAL HIGH INC OPP PORTSER 46 ADT 824	45-4584740	00770H860	00770H878				ACTND046	5/10/2018	0.88000	0.08967
ADV CORP TR - NAVEILLER DIAL HIGH INC OPP PORTSER 46 ADT 824	45-4584740	00770H860	00770H878				ACTND046	6/10/2018	0.71000	0.07235
ADV CORP TR - NAVEILLER DIAL HIGH INC OPP PORTSER 46 ADT 824	45-4584740	00770H860	00770H878				ACTND046	6/10/2018	125.87000	125.87000
ADV CORP TR - NAVEILLER DIAL HIGH INC OPP PORTSER 46 ADT 824	45-4584740	00770H860	00770H878				ACTND046	7/10/2018	0.11000	0.01121

Issuer's Name	EIN	CUSIP 1	CUSIP 2	CUSIP 3	CUSIP 4	CUSIP 5	Ticker Symbol	Date of Corporate Action	Distribution Per Unit	Per Unit Reduction of Taxpayer's Basis
GNMA ADVANTAGE INCOME PORTFOLIO SERIES 17 ADT 800	45-4247215	00770L309	00770L317				GNMA017	1/1/2018	0.01930	0.00140
GNMA ADVANTAGE INCOME PORTFOLIO SERIES 17 ADT 800	45-4247215	00770L309	00770L317				GNMA017	2/1/2018	0.01920	0.00139
GNMA ADVANTAGE INCOME PORTFOLIO SERIES 17 ADT 800	45-4247215	00770L309	00770L317				GNMA017	3/1/2018	0.01870	0.00136
GNMA ADVANTAGE INCOME PORTFOLIO SERIES 17 ADT 800	45-4247215	00770L309	00770L317				GNMA017	4/1/2018	0.01860	0.00135
GNMA ADVANTAGE INCOME PORTFOLIO SERIES 17 ADT 800	45-4247215	00770L309	00770L317				GNMA017	5/1/2018	0.01860	0.00135
GNMA ADVANTAGE INCOME PORTFOLIO SERIES 17 ADT 800	45-4247215	00770L309	00770L317				GNMA017	6/1/2018	0.01830	0.00133
GNMA ADVANTAGE INCOME PORTFOLIO SERIES 17 ADT 800	45-4247215	00770L309	00770L317				GNMA017	7/1/2018	0.01790	0.00130
GNMA ADVANTAGE INCOME PORTFOLIO SERIES 17 ADT 800	45-4247215	00770L309	00770L317				GNMA017	8/1/2018	0.01760	0.00128
GNMA ADVANTAGE INCOME PORTFOLIO SERIES 17 ADT 800	45-4247215	00770L309	00770L317				GNMA017	9/1/2018	0.01810	0.00131
GNMA ADVANTAGE INCOME PORTFOLIO SERIES 17 ADT 800	45-4247215	00770L309	00770L317				GNMA017	10/1/2018	0.01800	0.00131
GNMA ADVANTAGE INCOME PORTFOLIO SERIES 17 ADT 800	45-4247215	00770L309	00770L317				GNMA017	11/1/2018	0.01780	0.00129
GNMA ADVANTAGE INCOME PORTFOLIO SERIES 17 ADT 800	45-4247215	00770L309	00770L317				GNMA017	12/1/2018	0.01740	0.00126
GNMA ADVANTAGE INCOME PORTFOLIO SERIES 17 ADT 800	45-4247215	00770L309	00770L317				GNMA017	12/19/2018	0.00690	0.00690
ADV CORP TR - NAVEILLER DIAL HIGH INC OPP PORTSER 44 ADT 822	45-4337412	00770L846	00770L853				ACTND044	1/10/2018	44.45000	43.09428
ADV CORP TR - NAVEILLER DIAL HIGH INC OPP PORTSER 44 ADT 822	45-4337412	00770L846	00770L853				ACTND044	5/10/2018	37.73000	36.57924
ADV CORP TR - NAVEILLER DIAL HIGH INC OPP PORTSER 45 ADT 823	45-4391113	00770L861	00770L879				ACTND045	1/10/2018	83.01000	82.44553
ADV CORP TR - NAVEILLER DIAL HIGH INC OPP PORTSER 45 ADT 823	45-4391113	00770L861	00770L879				ACTND045	4/10/2018	38.63000	38.36732
ADV CORP TR - NAVEILLER DIAL HIGH INC OPP PORTSER 45 ADT 823	45-4391113	00770L861	00770L879				ACTND045	5/10/2018	37.22000	36.96690
ADV CORP TR - NAVEILLER DIAL HIGH INC OPP PORTSER 45 ADT 823	45-4391113	00770L861	00770L879				ACTND045	6/10/2018	110.00000	109.25200
ADV CORP TR - NAVEILLER DIAL HIGH INC OPP PORTSER 45 ADT 823	45-4391113	00770L861	00770L879				ACTND045	9/10/2018	48.75000	48.41850
ADV CORP TR - NAVEILLER DIAL HIGH INC OPP PORTSER 49 ADT 845	45-5008998	00770N602	00770N610				ACTND049	1/10/2018	2.04000	0.04345
ADV CORP TR - NAVEILLER DIAL HIGH INC OPP PORTSER 49 ADT 845	45-5008998	00770N602	00770N610				ACTND049	1/10/2018	28.33000	28.32717
ADV CORP TR - NAVEILLER DIAL HIGH INC OPP PORTSER 49 ADT 845	45-5008998	00770N602	00770N610				ACTND049	2/10/2018	1.93000	0.04111
ADV CORP TR - NAVEILLER DIAL HIGH INC OPP PORTSER 49 ADT 845	45-5008998	00770N602	00770N610				ACTND049	3/10/2018	1.96000	0.04175
ADV CORP TR - NAVEILLER DIAL HIGH INC OPP PORTSER 49 ADT 845	45-5008998	00770N602	00770N610				ACTND049	4/10/2018	1.82000	0.03877
ADV CORP TR - NAVEILLER DIAL HIGH INC OPP PORTSER 49 ADT 845	45-5008998	00770N602	00770N610				ACTND049	4/10/2018	31.02000	31.01690
ADV CORP TR - NAVEILLER DIAL HIGH INC OPP PORTSER 49 ADT 845	45-5008998	00770N602	00770N610				ACTND049	5/10/2018	1.35000	0.02876
ADV CORP TR - NAVEILLER DIAL HIGH INC OPP PORTSER 49 ADT 845	45-5008998	00770N602	00770N610				ACTND049	5/10/2018	85.09000	85.08149
ADV CORP TR - NAVEILLER DIAL HIGH INC OPP PORTSER 49 ADT 845	45-5008998	00770N602	00770N610				ACTND049	6/10/2018	1.13000	0.02407
ADV CORP TR - NAVEILLER DIAL HIGH INC OPP PORTSER 49 ADT 845	45-5008998	00770N602	00770N610				ACTND049	6/10/2018	107.85000	107.83922
ADV CORP TR - NAVEILLER DIAL HIGH INC OPP PORTSER 49 ADT 845	45-5008998	00770N602	00770N610				ACTND049	7/10/2018	0.63000	0.01342
ADV CORP TR - NAVEILLER DIAL HIGH INC OPP PORTSER 49 ADT 845	45-5008998	00770N602	00770N610				ACTND049	8/10/2018	0.64000	0.01363
ADV CORP TR - NAVEILLER DIAL HIGH INC OPP PORTSER 48 ADT 844	45-4702617	00770P185	00770P193				ACTND048	1/10/2018	1.40000	0.08568
ADV CORP TR - NAVEILLER DIAL HIGH INC OPP PORTSER 48 ADT 844	45-4702617	00770P185	00770P193				ACTND048	1/10/2018	38.84000	38.84000
ADV CORP TR - NAVEILLER DIAL HIGH INC OPP PORTSER 48 ADT 844	45-4702617	00770P185	00770P193				ACTND048	2/10/2018	1.26000	0.07711
ADV CORP TR - NAVEILLER DIAL HIGH INC OPP PORTSER 48 ADT 844	45-4702617	00770P185	00770P193				ACTND048	3/10/2018	1.26000	0.07711
ADV CORP TR - NAVEILLER DIAL HIGH INC OPP PORTSER 48 ADT 844	45-4702617	00770P185	00770P193				ACTND048	4/10/2018	1.12000	0.06854
ADV CORP TR - NAVEILLER DIAL HIGH INC OPP PORTSER 48 ADT 844	45-4702617	00770P185	00770P193				ACTND048	4/10/2018	33.30000	33.30000
ADV CORP TR - NAVEILLER DIAL HIGH INC OPP PORTSER 48 ADT 844	45-4702617	00770P185	00770P193				ACTND048	5/10/2018	0.89000	0.05447
ADV CORP TR - NAVEILLER DIAL HIGH INC OPP PORTSER 48 ADT 844	45-4702617	00770P185	00770P193				ACTND048	5/10/2018	35.75000	35.75000
ADV CORP TR - NAVEILLER DIAL HIGH INC OPP PORTSER 48 ADT 844	45-4702617	00770P185	00770P193				ACTND048	6/10/2018	0.75000	0.04590
ADV CORP TR - NAVEILLER DIAL HIGH INC OPP PORTSER 48 ADT 844	45-4702617	00770P185	00770P193				ACTND048	6/10/2018	88.87000	88.87000
ADV CORP TR - NAVEILLER DIAL HIGH INC OPP PORTSER 48 ADT 844	45-4702617	00770P185	00770P193				ACTND048	7/10/2018	0.34000	0.02081
ADV CORP TR - NAVEILLER DIAL HIGH INC OPP PORTSER 51 ADT 858	45-5237890	00770P243	00770P250				ACTND051	1/10/2018	111.96000	111.71369
ADV CORP TR - NAVEILLER DIAL HIGH INC OPP PORTSER 51 ADT 858	45-5237890	00770P243	00770P250				ACTND051	4/10/2018	42.79000	42.69586
ADV CORP TR - NAVEILLER DIAL HIGH INC OPP PORTSER 51 ADT 858	45-5237890	00770P243	00770P250				ACTND051	6/10/2018	54.73000	54.60959
ADV CORP TR - NAVEILLER DIAL HIGH INC OPP PORTSER 51 ADT 858	45-5237890	00770P243	00770P250				ACTND051	7/10/2018	62.01000	61.87358
ADV CORP TR - NAVEILLER DIAL HIGH INC OPP PORTSER 51 ADT 858	45-5237890	00770P243	00770P250				ACTND051	9/10/2018	85.35000	85.16223
ADV CORP TR - NAVEILLER DIAL HIGH INC OPP PORTSER 50 ADT 857	45-5104777	00770P268	00770P276				ACTND050	1/10/2018	1.82000	0.16089
ADV CORP TR - NAVEILLER DIAL HIGH INC OPP PORTSER 50 ADT 857	45-5104777	00770P268	00770P276				ACTND050	1/10/2018	76.81000	76.81000
ADV CORP TR - NAVEILLER DIAL HIGH INC OPP PORTSER 50 ADT 857	45-5104777	00770P268	00770P276				ACTND050	2/10/2018	1.68000	0.14851
ADV CORP TR - NAVEILLER DIAL HIGH INC OPP PORTSER 50 ADT 857	45-5104777	00770P268	00770P276				ACTND050	3/10/2018	1.70000	0.15028
ADV CORP TR - NAVEILLER DIAL HIGH INC OPP PORTSER 50 ADT 857	45-5104777	00770P268	00770P276				ACTND050	4/10/2018	1.55000	0.13702
ADV CORP TR - NAVEILLER DIAL HIGH INC OPP PORTSER 50 ADT 857	45-5104777	00770P268	00770P276				ACTND050	4/10/2018	29.06000	29.06000
ADV CORP TR - NAVEILLER DIAL HIGH INC OPP PORTSER 50 ADT 857	45-5104777	00770P268	00770P276				ACTND050	5/10/2018	1.34000	0.11846
ADV CORP TR - NAVEILLER DIAL HIGH INC OPP PORTSER 50 ADT 857	45-5104777	00770P268	00770P276				ACTND050	5/10/2018	28.73000	28.73000
ADV CORP TR - NAVEILLER DIAL HIGH INC OPP PORTSER 50 ADT 857	45-5104777	00770P268	00770P276				ACTND050	6/10/2018	1.25000	0.11050
ADV CORP TR - NAVEILLER DIAL HIGH INC OPP PORTSER 50 ADT 857	45-5104777	00770P268	00770P276				ACTND050	6/10/2018	65.31000	65.31000
ADV CORP TR - NAVEILLER DIAL HIGH INC OPP PORTSER 50 ADT 857	45-5104777	00770P268	00770P276				ACTND050	7/10/2018	0.94000	0.08310
ADV CORP TR - NAVEILLER DIAL HIGH INC OPP PORTSER 50 ADT 857	45-5104777	00770P268	00770P276				ACTND050	8/10/2018	0.95000	0.08398

Issuer's Name	EIN	CUSIP 1	CUSIP 2	CUSIP 3	CUSIP 4	CUSIP 5	Ticker Symbol	Date of Corporate Action	Distribution Per Unit	Per Unit Reduction of Taxpayer's Basis
ADV CORP TR - NAVELLER DIAL HIGH INC OPP PORTSER 50 ADT 857	45-5104777	00770P268	00770P276				ACTND050	9/10/2018	0.42000	0.03713
ADV CORP TR - NAVELLER DIAL HIGH INC OPP PORTSER 50 ADT 857	45-5104777	00770P268	00770P276				ACTND050	9/10/2018	98.30000	98.30000
ADV CORP TR - NAVELLER DIAL HIGH INC OPP PORTSER 50 ADT 857	45-5104777	00770P268	00770P276				ACTND050	10/10/2018	0.32000	0.02829
TAX EXEMPT MUNI PORT INV GR MAR 2012 SRAN SMC FIM PT ADT 860	45-4877043	00770P581	00770P599				TMPG0312	1/10/2018	3.47000	0.16483
TAX EXEMPT MUNI PORT INV GR MAR 2012 SRAN SMC FIM PT ADT 860	45-4877043	00770P581	00770P599				TMPG0312	2/10/2018	3.40000	0.16150
TAX EXEMPT MUNI PORT INV GR MAR 2012 SRAN SMC FIM PT ADT 860	45-4877043	00770P581	00770P599				TMPG0312	3/10/2018	3.36000	0.15960
TAX EXEMPT MUNI PORT INV GR MAR 2012 SRAN SMC FIM PT ADT 860	45-4877043	00770P581	00770P599				TMPG0312	4/10/2018	3.37000	0.16008
TAX EXEMPT MUNI PORT INV GR MAR 2012 SRAN SMC FIM PT ADT 860	45-4877043	00770P581	00770P599				TMPG0312	5/10/2018	3.39000	0.16103
TAX EXEMPT MUNI PORT INV GR MAR 2012 SRAN SMC FIM PT ADT 860	45-4877043	00770P581	00770P599				TMPG0312	6/10/2018	3.44000	0.16340
TAX EXEMPT MUNI PORT INV GR MAR 2012 SRAN SMC FIM PT ADT 860	45-4877043	00770P581	00770P599				TMPG0312	7/10/2018	3.50000	0.16625
TAX EXEMPT MUNI PORT INV GR MAR 2012 SRAN SMC FIM PT ADT 860	45-4877043	00770P581	00770P599				TMPG0312	8/10/2018	3.48000	0.16530
TAX EXEMPT MUNI PORT INV GR MAR 2012 SRAN SMC FIM PT ADT 860	45-4877043	00770P581	00770P599				TMPG0312	9/10/2018	3.43000	0.16293
TAX EXEMPT MUNI PORT INV GR MAR 2012 SRAN SMC FIM PT ADT 860	45-4877043	00770P581	00770P599				TMPG0312	10/10/2018	3.47000	0.16483
TAX EXEMPT MUNI PORT INV GR MAR 2012 SRAN SMC FIM PT ADT 860	45-4877043	00770P581	00770P599				TMPG0312	11/10/2018	3.39000	0.16103
TAX EXEMPT MUNI PORT INV GR MAR 2012 SRAN SMC FIM PT ADT 860	45-4877043	00770P581	00770P599				TMPG0312	12/10/2018	3.39000	0.16103
GNMA ADVANTAGE INCOME PORTFOLIO SERIES 18 ADT 870	35-2449286	00770T740	00770T757				GNMA018	1/1/2018	0.01440	0.00055
GNMA ADVANTAGE INCOME PORTFOLIO SERIES 18 ADT 870	35-2449286	00770T740	00770T757				GNMA018	2/1/2018	0.01460	0.00056
GNMA ADVANTAGE INCOME PORTFOLIO SERIES 18 ADT 870	35-2449286	00770T740	00770T757				GNMA018	3/1/2018	0.01390	0.00053
GNMA ADVANTAGE INCOME PORTFOLIO SERIES 18 ADT 870	35-2449286	00770T740	00770T757				GNMA018	4/1/2018	0.01390	0.00053
GNMA ADVANTAGE INCOME PORTFOLIO SERIES 18 ADT 870	35-2449286	00770T740	00770T757				GNMA018	5/1/2018	0.01400	0.00054
GNMA ADVANTAGE INCOME PORTFOLIO SERIES 18 ADT 870	35-2449286	00770T740	00770T757				GNMA018	6/1/2018	0.01350	0.00052
GNMA ADVANTAGE INCOME PORTFOLIO SERIES 18 ADT 870	35-2449286	00770T740	00770T757				GNMA018	7/1/2018	0.01370	0.00052
GNMA ADVANTAGE INCOME PORTFOLIO SERIES 18 ADT 870	35-2449286	00770T740	00770T757				GNMA018	8/1/2018	0.01430	0.00055
GNMA ADVANTAGE INCOME PORTFOLIO SERIES 18 ADT 870	35-2449286	00770T740	00770T757				GNMA018	9/1/2018	0.01350	0.00052
GNMA ADVANTAGE INCOME PORTFOLIO SERIES 18 ADT 870	35-2449286	00770T740	00770T757				GNMA018	10/1/2018	0.01450	0.00056
GNMA ADVANTAGE INCOME PORTFOLIO SERIES 18 ADT 870	35-2449286	00770T740	00770T757				GNMA018	11/1/2018	0.01330	0.00051
GNMA ADVANTAGE INCOME PORTFOLIO SERIES 18 ADT 870	35-2449286	00770T740	00770T757				GNMA018	12/1/2018	0.01300	0.00050
GNMA ADVANTAGE INCOME PORTFOLIO SERIES 18 ADT 870	35-2449286	00770T740	00770T757				GNMA018	12/19/2018	0.00960	0.00960
ADV CORP TR - NAVELLIER DIAL HIGH INC OPP PORT SER54 ADT 904	45-5536071	00770T823	00770T831				ACTND054	3/10/2018	14.01000	13.78024
ADV CORP TR - NAVELLIER DIAL HIGH INC OPP PORT SER54 ADT 904	45-5536071	00770T823	00770T831				ACTND054	5/10/2018	51.35000	50.50786
ADV CORP TR - NAVELLIER DIAL HIGH INC OPP PORT SER54 ADT 904	45-5536071	00770T823	00770T831				ACTND054	7/10/2018	46.95000	46.18002
ADV CORP TR - NAVELLIER DIAL HIGH INC OPP PORT SER54 ADT 904	45-5536071	00770T823	00770T831				ACTND054	8/10/2018	57.76000	56.81274
ADV CORP TR - NAVELLIER DIAL HIGH INC OPP PORT SER54 ADT 904	45-5536071	00770T823	00770T831				ACTND054	9/10/2018	45.34000	44.59642
ADV CORP TR - NAVELLIER DIAL HIGH INC OPP PORTSER 52 ADT 882	45-5338722	00770V109	00770V117				ACTND052	1/10/2018	1.60000	0.08080
ADV CORP TR - NAVELLIER DIAL HIGH INC OPP PORTSER 52 ADT 882	45-5338722	00770V109	00770V117				ACTND052	1/10/2018	83.86000	83.34007
ADV CORP TR - NAVELLIER DIAL HIGH INC OPP PORTSER 52 ADT 882	45-5338722	00770V109	00770V117				ACTND052	2/10/2018	1.34000	0.06767
ADV CORP TR - NAVELLIER DIAL HIGH INC OPP PORTSER 52 ADT 882	45-5338722	00770V109	00770V117				ACTND052	3/10/2018	1.34000	0.06767
ADV CORP TR - NAVELLIER DIAL HIGH INC OPP PORTSER 52 ADT 882	45-5338722	00770V109	00770V117				ACTND052	3/10/2018	43.31000	43.04148
ADV CORP TR - NAVELLIER DIAL HIGH INC OPP PORTSER 52 ADT 882	45-5338722	00770V109	00770V117				ACTND052	4/10/2018	0.95000	0.04798
ADV CORP TR - NAVELLIER DIAL HIGH INC OPP PORTSER 52 ADT 882	45-5338722	00770V109	00770V117				ACTND052	4/10/2018	48.24000	47.94091
ADV CORP TR - NAVELLIER DIAL HIGH INC OPP PORTSER 52 ADT 882	45-5338722	00770V109	00770V117				ACTND052	5/10/2018	0.92000	0.04646
ADV CORP TR - NAVELLIER DIAL HIGH INC OPP PORTSER 52 ADT 882	45-5338722	00770V109	00770V117				ACTND052	6/10/2018	0.88000	0.04444
ADV CORP TR - NAVELLIER DIAL HIGH INC OPP PORTSER 52 ADT 882	45-5338722	00770V109	00770V117				ACTND052	6/10/2018	42.80000	42.53464
ADV CORP TR - NAVELLIER DIAL HIGH INC OPP PORTSER 52 ADT 882	45-5338722	00770V109	00770V117				ACTND052	7/10/2018	0.55000	0.02778
ADV CORP TR - NAVELLIER DIAL HIGH INC OPP PORTSER 52 ADT 882	45-5338722	00770V109	00770V117				ACTND052	7/10/2018	52.25000	51.92605
ADV CORP TR - NAVELLIER DIAL HIGH INC OPP PORTSER 52 ADT 882	45-5338722	00770V109	00770V117				ACTND052	8/10/2018	0.34000	0.01717
ADV CORP TR - NAVELLIER DIAL HIGH INC OPP PORTSER 52 ADT 882	45-5338722	00770V109	00770V117				ACTND052	9/10/2018	0.34000	0.01717
ADV CORP TR - NAVELLIER DIAL HIGH INC OPP PORTSER 52 ADT 882	45-5338722	00770V109	00770V117				ACTND052	10/10/2018	0.35000	0.01768
ADV CORP TR - NAVELLIER DIAL HIGH INC OPP PORT SER53 ADT 883	45-5438676	00770V125	00770V133				ACTND053	1/10/2018	40.13000	39.68456
ADV CORP TR - NAVELLIER DIAL HIGH INC OPP PORT SER53 ADT 883	45-5438676	00770V125	00770V133				ACTND053	3/10/2018	42.35000	41.87992
ADV CORP TR - NAVELLIER DIAL HIGH INC OPP PORT SER53 ADT 883	45-5438676	00770V125	00770V133				ACTND053	4/10/2018	53.02000	52.43148
ADV CORP TR - NAVELLIER DIAL HIGH INC OPP PORT SER53 ADT 883	45-5438676	00770V125	00770V133				ACTND053	5/10/2018	118.31000	116.99676
ADV CORP TR - NAVELLIER DIAL HIGH INC OPP PORT SER53 ADT 883	45-5438676	00770V125	00770V133				ACTND053	6/10/2018	58.57000	57.91987
ADV CORP TR - NAVELLIER DIAL HIGH INC OPP PORT SER53 ADT 883	45-5438676	00770V125	00770V133				ACTND053	7/10/2018	71.15000	70.36024
ADV CORP TR - NAVELLIER DIAL HIGH INC OPP PORT SER55 ADT 905	35-2449270	00770V141	00770V158				ACTND055	1/10/2018	1.44000	0.18158
ADV CORP TR - NAVELLIER DIAL HIGH INC OPP PORT SER55 ADT 905	35-2449270	00770V141	00770V158				ACTND055	1/10/2018	75.16000	74.72407
ADV CORP TR - NAVELLIER DIAL HIGH INC OPP PORT SER55 ADT 905	35-2449270	00770V141	00770V158				ACTND055	2/10/2018	1.29000	0.16267
ADV CORP TR - NAVELLIER DIAL HIGH INC OPP PORT SER55 ADT 905	35-2449270	00770V141	00770V158				ACTND055	3/10/2018	1.30000	0.16393
ADV CORP TR - NAVELLIER DIAL HIGH INC OPP PORT SER55 ADT 905	35-2449270	00770V141	00770V158				ACTND055	3/10/2018	32.31000	32.12260
ADV CORP TR - NAVELLIER DIAL HIGH INC OPP PORT SER55 ADT 905	35-2449270	00770V141	00770V158				ACTND055	4/10/2018	1.15000	0.14520
ADV CORP TR - NAVELLIER DIAL HIGH INC OPP PORT SER55 ADT 905	35-2449270	00770V141	00770V158				ACTND055	5/10/2018	1.01000	0.12736

Issuer's Name	EIN	CUSIP 1	CUSIP 2	CUSIP 3	CUSIP 4	CUSIP 5	Ticker Symbol	Date of Corporate Action	Distribution Per Unit	Per Unit Reduction of Taxpayer's Basis
ADV CORP TR - NAVELLIER DIAL HIGH INC OPP PORT SER55 ADT 905	35-2449270	00770V141	00770V158				ACTND055	5/10/2018	33.36000	33.16651
ADV CORP TR - NAVELLIER DIAL HIGH INC OPP PORT SER55 ADT 905	35-2449270	00770V141	00770V158				ACTND055	6/10/2018	0.95000	0.11980
ADV CORP TR - NAVELLIER DIAL HIGH INC OPP PORT SER55 ADT 905	35-2449270	00770V141	00770V158				ACTND055	6/10/2018	46.65000	46.37943
ADV CORP TR - NAVELLIER DIAL HIGH INC OPP PORT SER55 ADT 905	35-2449270	00770V141	00770V158				ACTND055	7/10/2018	0.62000	0.07818
ADV CORP TR - NAVELLIER DIAL HIGH INC OPP PORT SER55 ADT 905	35-2449270	00770V141	00770V158				ACTND055	7/10/2018	55.63000	55.30735
ADV CORP TR - NAVELLIER DIAL HIGH INC OPP PORT SER55 ADT 905	35-2449270	00770V141	00770V158				ACTND055	8/10/2018	0.40000	0.05044
ADV CORP TR - NAVELLIER DIAL HIGH INC OPP PORT SER55 ADT 905	35-2449270	00770V141	00770V158				ACTND055	9/10/2018	0.40000	0.05044
ADV CORP TR - NAVELLIER DIAL HIGH INC OPP PORT SER55 ADT 905	35-2449270	00770V141	00770V158				ACTND055	10/10/2018	0.41000	0.05170
ADV CORP TR - NAVELLIER DIAL HIGH INC OPP PORT SER56 ADT 906	35-2449294	00770W800	00770W818				ACTND056	1/10/2018	1.60000	0.20704
ADV CORP TR - NAVELLIER DIAL HIGH INC OPP PORT SER56 ADT 906	35-2449294	00770W800	00770W818				ACTND056	1/10/2018	37.80000	37.64502
ADV CORP TR - NAVELLIER DIAL HIGH INC OPP PORT SER56 ADT 906	35-2449294	00770W800	00770W818				ACTND056	2/10/2018	1.58000	0.20445
ADV CORP TR - NAVELLIER DIAL HIGH INC OPP PORT SER56 ADT 906	35-2449294	00770W800	00770W818				ACTND056	3/10/2018	1.56000	0.20186
ADV CORP TR - NAVELLIER DIAL HIGH INC OPP PORT SER56 ADT 906	35-2449294	00770W800	00770W818				ACTND056	3/10/2018	46.26000	46.07033
ADV CORP TR - NAVELLIER DIAL HIGH INC OPP PORT SER56 ADT 906	35-2449294	00770W800	00770W818				ACTND056	4/10/2018	1.37000	0.17728
ADV CORP TR - NAVELLIER DIAL HIGH INC OPP PORT SER56 ADT 906	35-2449294	00770W800	00770W818				ACTND056	5/10/2018	1.20000	0.15528
ADV CORP TR - NAVELLIER DIAL HIGH INC OPP PORT SER56 ADT 906	35-2449294	00770W800	00770W818				ACTND056	5/10/2018	42.37000	42.19628
ADV CORP TR - NAVELLIER DIAL HIGH INC OPP PORT SER56 ADT 906	35-2449294	00770W800	00770W818				ACTND056	6/10/2018	1.13000	0.14622
ADV CORP TR - NAVELLIER DIAL HIGH INC OPP PORT SER56 ADT 906	35-2449294	00770W800	00770W818				ACTND056	6/10/2018	48.67000	48.47045
ADV CORP TR - NAVELLIER DIAL HIGH INC OPP PORT SER56 ADT 906	35-2449294	00770W800	00770W818				ACTND056	7/10/2018	0.91000	0.11775
ADV CORP TR - NAVELLIER DIAL HIGH INC OPP PORT SER56 ADT 906	35-2449294	00770W800	00770W818				ACTND056	8/10/2018	0.91000	0.11775
ADV CORP TR - NAVELLIER DIAL HIGH INC OPP PORT SER56 ADT 906	35-2449294	00770W800	00770W818				ACTND056	9/10/2018	0.67000	0.08670
ADV CORP TR - NAVELLIER DIAL HIGH INC OPP PORT SER56 ADT 906	35-2449294	00770W800	00770W818				ACTND056	9/10/2018	43.85000	43.67022
ADV CORP TR - NAVELLIER DIAL HIGH INC OPP PORT SER56 ADT 906	35-2449294	00770W800	00770W818				ACTND056	10/10/2018	0.62000	0.08023
ADV CORP TR - NAVELLIER DIAL HIGH INC OPP PORT SER56 ADT 906	35-2449294	00770W800	00770W818				ACTND056	11/10/2018	0.62000	0.08023
ADV CORP TR - NAVELLIER DIAL HIGH INC OPP PORT SER56 ADT 906	35-2449294	00770W800	00770W818				ACTND056	12/10/2018	0.18000	0.02329
ADV CORP TR - NAVELLIER DIAL HIGH INC OPP PORT SER56 ADT 906	35-2449294	00770W800	00770W818				ACTND056	12/10/2018	96.83000	96.43300
ADV CORP TR - NAVELLIER DIAL HIGH INC OPP PORT SER57 ADT 916	35-2451327	00771A146	00771A153				ACTND057	1/10/2018	37.86000	37.45111
ADV CORP TR - NAVELLIER DIAL HIGH INC OPP PORT SER57 ADT 916	35-2451327	00771A146	00771A153				ACTND057	3/10/2018	46.73000	46.22532
ADV CORP TR - NAVELLIER DIAL HIGH INC OPP PORT SER57 ADT 916	35-2451327	00771A146	00771A153				ACTND057	5/10/2018	64.00000	63.30880
ADV CORP TR - NAVELLIER DIAL HIGH INC OPP PORT SER57 ADT 916	35-2451327	00771A146	00771A153				ACTND057	6/10/2018	61.44000	60.77645
ADV CORP TR - NAVELLIER DIAL HIGH INC OPP PORT SER57 ADT 916	35-2451327	00771A146	00771A153				ACTND057	7/10/2018	44.50000	44.01940
ADV CORP TR - NAVELLIER DIAL HIGH INC OPP PORT SER58 ADT 917	35-2451368	00771A161	00771A179				ACTND058	1/10/2018	2.03000	0.11632
ADV CORP TR - NAVELLIER DIAL HIGH INC OPP PORT SER58 ADT 917	35-2451368	00771A161	00771A179				ACTND058	1/10/2018	37.30000	37.00906
ADV CORP TR - NAVELLIER DIAL HIGH INC OPP PORT SER58 ADT 917	35-2451368	00771A161	00771A179				ACTND058	2/10/2018	1.85000	0.10601
ADV CORP TR - NAVELLIER DIAL HIGH INC OPP PORT SER58 ADT 917	35-2451368	00771A161	00771A179				ACTND058	2/10/2018	31.88000	31.63134
ADV CORP TR - NAVELLIER DIAL HIGH INC OPP PORT SER58 ADT 917	35-2451368	00771A161	00771A179				ACTND058	3/10/2018	1.83000	0.10486
ADV CORP TR - NAVELLIER DIAL HIGH INC OPP PORT SER58 ADT 917	35-2451368	00771A161	00771A179				ACTND058	3/10/2018	43.98000	43.63696
ADV CORP TR - NAVELLIER DIAL HIGH INC OPP PORT SER58 ADT 917	35-2451368	00771A161	00771A179				ACTND058	4/10/2018	1.64000	0.09397
ADV CORP TR - NAVELLIER DIAL HIGH INC OPP PORT SER58 ADT 917	35-2451368	00771A161	00771A179				ACTND058	5/10/2018	1.67000	0.09569
ADV CORP TR - NAVELLIER DIAL HIGH INC OPP PORT SER58 ADT 917	35-2451368	00771A161	00771A179				ACTND058	6/10/2018	1.46000	0.08366
ADV CORP TR - NAVELLIER DIAL HIGH INC OPP PORT SER58 ADT 917	35-2451368	00771A161	00771A179				ACTND058	6/10/2018	81.50000	80.86430
ADV CORP TR - NAVELLIER DIAL HIGH INC OPP PORT SER58 ADT 917	35-2451368	00771A161	00771A179				ACTND058	7/10/2018	0.87000	0.04985
ADV CORP TR - NAVELLIER DIAL HIGH INC OPP PORT SER58 ADT 917	35-2451368	00771A161	00771A179				ACTND058	7/10/2018	72.08000	71.51778
ADV CORP TR - NAVELLIER DIAL HIGH INC OPP PORT SER58 ADT 917	35-2451368	00771A161	00771A179				ACTND058	8/10/2018	0.79000	0.04527
ADV CORP TR - NAVELLIER DIAL HIGH INC OPP PORT SER58 ADT 917	35-2451368	00771A161	00771A179				ACTND058	9/10/2018	0.80000	0.04584
ADV CORP TR - NAVELLIER DIAL HIGH INC OPP PORT SER58 ADT 917	35-2451368	00771A161	00771A179				ACTND058	10/10/2018	0.80000	0.04584
ADV CORP TR - NAVELLIER DIAL HIGH INC OPP PORT SER58 ADT 917	35-2451368	00771A161	00771A179				ACTND058	11/10/2018	0.80000	0.04584
ADV CORP TR - NAVELLIER DIAL HIGH INC OPP PORT SER58 ADT 917	35-2451368	00771A161	00771A179				ACTND058	12/10/2018	0.56000	0.03209
ADV CORP TR - NAVELLIER DIAL HIGH INC OPP PORT SER58 ADT 917	35-2451368	00771A161	00771A179				ACTND058	12/10/2018	48.61000	48.23084
ADV CORP TR - NAVELLIER DIAL HIGH INC OPP PORT SER59 ADT 918	35-2453359	00771A187	00771A195				ACTND059	1/10/2018	2.50000	0.34900
ADV CORP TR - NAVELLIER DIAL HIGH INC OPP PORT SER59 ADT 918	35-2453359	00771A187	00771A195				ACTND059	1/10/2018	18.35000	18.12063
ADV CORP TR - NAVELLIER DIAL HIGH INC OPP PORT SER59 ADT 918	35-2453359	00771A187	00771A195				ACTND059	2/10/2018	2.47000	0.34481
ADV CORP TR - NAVELLIER DIAL HIGH INC OPP PORT SER59 ADT 918	35-2453359	00771A187	00771A195				ACTND059	3/10/2018	2.42000	0.33783
ADV CORP TR - NAVELLIER DIAL HIGH INC OPP PORT SER59 ADT 918	35-2453359	00771A187	00771A195				ACTND059	3/10/2018	51.82000	51.17225
ADV CORP TR - NAVELLIER DIAL HIGH INC OPP PORT SER59 ADT 918	35-2453359	00771A187	00771A195				ACTND059	4/10/2018	1.87000	0.26105
ADV CORP TR - NAVELLIER DIAL HIGH INC OPP PORT SER59 ADT 918	35-2453359	00771A187	00771A195				ACTND059	4/10/2018	60.13000	59.37838
ADV CORP TR - NAVELLIER DIAL HIGH INC OPP PORT SER59 ADT 918	35-2453359	00771A187	00771A195				ACTND059	5/10/2018	1.85000	0.25826
ADV CORP TR - NAVELLIER DIAL HIGH INC OPP PORT SER59 ADT 918	35-2453359	00771A187	00771A195				ACTND059	6/10/2018	1.73000	0.24151
ADV CORP TR - NAVELLIER DIAL HIGH INC OPP PORT SER59 ADT 918	35-2453359	00771A187	00771A195				ACTND059	6/10/2018	33.56000	33.14050
ADV CORP TR - NAVELLIER DIAL HIGH INC OPP PORT SER59 ADT 918	35-2453359	00771A187	00771A195				ACTND059	7/10/2018	1.44000	0.20102
ADV CORP TR - NAVELLIER DIAL HIGH INC OPP PORT SER59 ADT 918	35-2453359	00771A187	00771A195				ACTND059	7/10/2018	49.64000	49.01950
ADV CORP TR - NAVELLIER DIAL HIGH INC OPP PORT SER59 ADT 918	35-2453359	00771A187	00771A195				ACTND059	8/10/2018	1.29000	0.18008
ADV CORP TR - NAVELLIER DIAL HIGH INC OPP PORT SER59 ADT 918	35-2453359	00771A187	00771A195				ACTND059	8/10/2018	62.58000	61.79775

Issuer's Name	EIN	CUSIP 1	CUSIP 2	CUSIP 3	CUSIP 4	CUSIP 5	Ticker Symbol	Date of Corporate Action	Distribution Per Unit	Per Unit Reduction of Taxpayer's Basis
ADV CORP TR - NAVELLIER DIAL HIGH INC OPP PORT SER59 ADT 918	35-2453359	00771A187	00771A195				ACTND059	9/10/2018	1.06000	0.14798
ADV CORP TR - NAVELLIER DIAL HIGH INC OPP PORT SER59 ADT 918	35-2453359	00771A187	00771A195				ACTND059	10/10/2018	1.06000	0.14798
ADV CORP TR - NAVELLIER DIAL HIGH INC OPP PORT SER59 ADT 918	35-2453359	00771A187	00771A195				ACTND059	11/10/2018	1.07000	0.14937
ADV CORP TR - NAVELLIER DIAL HIGH INC OPP PORT SER59 ADT 918	35-2453359	00771A187	00771A195				ACTND059	12/10/2018	1.09000	0.15216
ADV CORP TR - NAVELLIER DIAL HIGH INC OPP PORT SER60 ADT 919	35-2453396	00771A203	00771A211				ACTND060	1/10/2018	2.73000	0.52826
ADV CORP TR - NAVELLIER DIAL HIGH INC OPP PORT SER60 ADT 919	35-2453396	00771A203	00771A211				ACTND060	2/10/2018	2.68000	0.51858
ADV CORP TR - NAVELLIER DIAL HIGH INC OPP PORT SER60 ADT 919	35-2453396	00771A203	00771A211				ACTND060	3/10/2018	2.64000	0.51084
ADV CORP TR - NAVELLIER DIAL HIGH INC OPP PORT SER60 ADT 919	35-2453396	00771A203	00771A211				ACTND060	3/10/2018	37.69000	37.27164
ADV CORP TR - NAVELLIER DIAL HIGH INC OPP PORT SER60 ADT 919	35-2453396	00771A203	00771A211				ACTND060	4/10/2018	2.25000	0.43538
ADV CORP TR - NAVELLIER DIAL HIGH INC OPP PORT SER60 ADT 919	35-2453396	00771A203	00771A211				ACTND060	4/10/2018	46.79000	46.27063
ADV CORP TR - NAVELLIER DIAL HIGH INC OPP PORT SER60 ADT 919	35-2453396	00771A203	00771A211				ACTND060	5/10/2018	2.21000	0.42764
ADV CORP TR - NAVELLIER DIAL HIGH INC OPP PORT SER60 ADT 919	35-2453396	00771A203	00771A211				ACTND060	6/10/2018	2.06000	0.39861
ADV CORP TR - NAVELLIER DIAL HIGH INC OPP PORT SER60 ADT 919	35-2453396	00771A203	00771A211				ACTND060	6/10/2018	46.28000	45.76629
ADV CORP TR - NAVELLIER DIAL HIGH INC OPP PORT SER60 ADT 919	35-2453396	00771A203	00771A211				ACTND060	7/10/2018	1.57000	0.30380
ADV CORP TR - NAVELLIER DIAL HIGH INC OPP PORT SER60 ADT 919	35-2453396	00771A203	00771A211				ACTND060	7/10/2018	99.46000	98.35599
ADV CORP TR - NAVELLIER DIAL HIGH INC OPP PORT SER60 ADT 919	35-2453396	00771A203	00771A211				ACTND060	8/10/2018	1.45000	0.28058
ADV CORP TR - NAVELLIER DIAL HIGH INC OPP PORT SER60 ADT 919	35-2453396	00771A203	00771A211				ACTND060	9/10/2018	1.45000	0.28058
ADV CORP TR - NAVELLIER DIAL HIGH INC OPP PORT SER60 ADT 919	35-2453396	00771A203	00771A211				ACTND060	10/10/2018	1.43000	0.27671
ADV CORP TR - NAVELLIER DIAL HIGH INC OPP PORT SER60 ADT 919	35-2453396	00771A203	00771A211				ACTND060	11/10/2018	1.44000	0.27864
ADV CORP TR - NAVELLIER DIAL HIGH INC OPP PORT SER60 ADT 919	35-2453396	00771A203	00771A211				ACTND060	12/10/2018	1.45000	0.28058
ADV CORP TR - NAVELLIER DIAL HIGH INC OPP PORT SER61 ADT 943	35-2456807	00771A625	00771A633				ACTND061	1/10/2018	2.74000	0.62225
ADV CORP TR - NAVELLIER DIAL HIGH INC OPP PORT SER61 ADT 943	35-2456807	00771A625	00771A633				ACTND061	2/10/2018	2.74000	0.62225
ADV CORP TR - NAVELLIER DIAL HIGH INC OPP PORT SER61 ADT 943	35-2456807	00771A625	00771A633				ACTND061	3/10/2018	2.72000	0.61771
ADV CORP TR - NAVELLIER DIAL HIGH INC OPP PORT SER61 ADT 943	35-2456807	00771A625	00771A633				ACTND061	3/10/2018	41.11000	40.68657
ADV CORP TR - NAVELLIER DIAL HIGH INC OPP PORT SER61 ADT 943	35-2456807	00771A625	00771A633				ACTND061	4/10/2018	2.34000	0.53141
ADV CORP TR - NAVELLIER DIAL HIGH INC OPP PORT SER61 ADT 943	35-2456807	00771A625	00771A633				ACTND061	4/10/2018	41.40000	40.97358
ADV CORP TR - NAVELLIER DIAL HIGH INC OPP PORT SER61 ADT 943	35-2456807	00771A625	00771A633				ACTND061	5/10/2018	2.30000	0.52233
ADV CORP TR - NAVELLIER DIAL HIGH INC OPP PORT SER61 ADT 943	35-2456807	00771A625	00771A633				ACTND061	6/10/2018	2.27000	0.51552
ADV CORP TR - NAVELLIER DIAL HIGH INC OPP PORT SER61 ADT 943	35-2456807	00771A625	00771A633				ACTND061	6/10/2018	38.34000	37.94510
ADV CORP TR - NAVELLIER DIAL HIGH INC OPP PORT SER61 ADT 943	35-2456807	00771A625	00771A633				ACTND061	7/10/2018	1.66000	0.37699
ADV CORP TR - NAVELLIER DIAL HIGH INC OPP PORT SER61 ADT 943	35-2456807	00771A625	00771A633				ACTND061	7/10/2018	105.67000	104.58160
ADV CORP TR - NAVELLIER DIAL HIGH INC OPP PORT SER61 ADT 943	35-2456807	00771A625	00771A633				ACTND061	8/10/2018	1.45000	0.32930
ADV CORP TR - NAVELLIER DIAL HIGH INC OPP PORT SER61 ADT 943	35-2456807	00771A625	00771A633				ACTND061	8/10/2018	47.21000	46.72374
ADV CORP TR - NAVELLIER DIAL HIGH INC OPP PORT SER61 ADT 943	35-2456807	00771A625	00771A633				ACTND061	9/10/2018	1.27000	0.28842
ADV CORP TR - NAVELLIER DIAL HIGH INC OPP PORT SER61 ADT 943	35-2456807	00771A625	00771A633				ACTND061	10/10/2018	1.28000	0.29069
ADV CORP TR - NAVELLIER DIAL HIGH INC OPP PORT SER61 ADT 943	35-2456807	00771A625	00771A633				ACTND061	11/10/2018	1.28000	0.29069
ADV CORP TR - NAVELLIER DIAL HIGH INC OPP PORT SER61 ADT 943	35-2456807	00771A625	00771A633				ACTND061	12/10/2018	1.28000	0.29069
ADV CORP TR - NAVELLIER DIAL HIGH INC OPP PORT SER62 ADT 944	35-2456869	00771A641	00771A658				ACTND062	1/10/2018	2.99000	0.66169
ADV CORP TR - NAVELLIER DIAL HIGH INC OPP PORT SER62 ADT 944	35-2456869	00771A641	00771A658				ACTND062	2/10/2018	3.01000	0.66611
ADV CORP TR - NAVELLIER DIAL HIGH INC OPP PORT SER62 ADT 944	35-2456869	00771A641	00771A658				ACTND062	3/10/2018	2.96000	0.65505
ADV CORP TR - NAVELLIER DIAL HIGH INC OPP PORT SER62 ADT 944	35-2456869	00771A641	00771A658				ACTND062	3/10/2018	44.78000	44.78000
ADV CORP TR - NAVELLIER DIAL HIGH INC OPP PORT SER62 ADT 944	35-2456869	00771A641	00771A658				ACTND062	4/10/2018	2.72000	0.60194
ADV CORP TR - NAVELLIER DIAL HIGH INC OPP PORT SER62 ADT 944	35-2456869	00771A641	00771A658				ACTND062	4/10/2018	19.11000	19.11000
ADV CORP TR - NAVELLIER DIAL HIGH INC OPP PORT SER62 ADT 944	35-2456869	00771A641	00771A658				ACTND062	5/10/2018	2.65000	0.58645
ADV CORP TR - NAVELLIER DIAL HIGH INC OPP PORT SER62 ADT 944	35-2456869	00771A641	00771A658				ACTND062	6/10/2018	2.29000	0.50678
ADV CORP TR - NAVELLIER DIAL HIGH INC OPP PORT SER62 ADT 944	35-2456869	00771A641	00771A658				ACTND062	6/10/2018	110.02000	110.02000
ADV CORP TR - NAVELLIER DIAL HIGH INC OPP PORT SER62 ADT 944	35-2456869	00771A641	00771A658				ACTND062	7/10/2018	1.60000	0.35408
ADV CORP TR - NAVELLIER DIAL HIGH INC OPP PORT SER62 ADT 944	35-2456869	00771A641	00771A658				ACTND062	7/10/2018	115.24000	115.24000
ADV CORP TR - NAVELLIER DIAL HIGH INC OPP PORT SER62 ADT 944	35-2456869	00771A641	00771A658				ACTND062	8/10/2018	1.39000	0.30761
ADV CORP TR - NAVELLIER DIAL HIGH INC OPP PORT SER62 ADT 944	35-2456869	00771A641	00771A658				ACTND062	8/10/2018	37.26000	37.26000
ADV CORP TR - NAVELLIER DIAL HIGH INC OPP PORT SER62 ADT 944	35-2456869	00771A641	00771A658				ACTND062	9/10/2018	1.25000	0.27663
ADV CORP TR - NAVELLIER DIAL HIGH INC OPP PORT SER62 ADT 944	35-2456869	00771A641	00771A658				ACTND062	10/10/2018	1.28000	0.27884
ADV CORP TR - NAVELLIER DIAL HIGH INC OPP PORT SER62 ADT 944	35-2456869	00771A641	00771A658				ACTND062	11/10/2018	1.28000	0.28326
ADV CORP TR - NAVELLIER DIAL HIGH INC OPP PORT SER62 ADT 944	35-2456869	00771A641	00771A658				ACTND062	12/10/2018	1.30000	0.28769
ADV CORP TR - NAVELLIER DIAL HIGH INC OPP PORT SER63 ADT 945	35-2456909	00771A666	00771A674				ACTND063	1/10/2018	3.00000	0.68700
ADV CORP TR - NAVELLIER DIAL HIGH INC OPP PORT SER63 ADT 945	35-2456909	00771A666	00771A674				ACTND063	2/10/2018	2.95000	0.67555
ADV CORP TR - NAVELLIER DIAL HIGH INC OPP PORT SER63 ADT 945	35-2456909	00771A666	00771A674				ACTND063	3/10/2018	2.93000	0.67097
ADV CORP TR - NAVELLIER DIAL HIGH INC OPP PORT SER63 ADT 945	35-2456909	00771A666	00771A674				ACTND063	3/10/2018	41.77000	41.50685
ADV CORP TR - NAVELLIER DIAL HIGH INC OPP PORT SER63 ADT 945	35-2456909	00771A666	00771A674				ACTND063	4/10/2018	2.60000	0.59540
ADV CORP TR - NAVELLIER DIAL HIGH INC OPP PORT SER63 ADT 945	35-2456909	00771A666	00771A674				ACTND063	4/10/2018	35.60000	35.37572
ADV CORP TR - NAVELLIER DIAL HIGH INC OPP PORT SER63 ADT 945	35-2456909	00771A666	00771A674				ACTND063	5/10/2018	2.43000	0.55647
ADV CORP TR - NAVELLIER DIAL HIGH INC OPP PORT SER63 ADT 945	35-2456909	00771A666	00771A674				ACTND063	5/10/2018	35.43000	35.20679
ADV CORP TR - NAVELLIER DIAL HIGH INC OPP PORT SER63 ADT 945	35-2456909	00771A666	00771A674				ACTND063	6/10/2018	2.04000	0.46716

Issuer's Name	EIN	CUSIP 1	CUSIP 2	CUSIP 3	CUSIP 4	CUSIP 5	Ticker Symbol	Date of Corporate Action	Distribution Per Unit	Per Unit Reduction of Taxpayer's Basis
ADV CORP TR - NAVELLIER DIAL HIGH INC OPP PORT SER63 ADT 945	35-2456909	00771A666	00771A674				ACTND063	6/10/2018	86.79000	86.24322
ADV CORP TR - NAVELLIER DIAL HIGH INC OPP PORT SER63 ADT 945	35-2456909	00771A666	00771A674				ACTND063	7/10/2018	1.70000	0.38930
ADV CORP TR - NAVELLIER DIAL HIGH INC OPP PORT SER63 ADT 945	35-2456909	00771A666	00771A674				ACTND063	7/10/2018	36.04000	35.81295
ADV CORP TR - NAVELLIER DIAL HIGH INC OPP PORT SER63 ADT 945	35-2456909	00771A666	00771A674				ACTND063	8/10/2018	1.65000	0.37785
ADV CORP TR - NAVELLIER DIAL HIGH INC OPP PORT SER63 ADT 945	35-2456909	00771A666	00771A674				ACTND063	9/10/2018	1.46000	0.33434
ADV CORP TR - NAVELLIER DIAL HIGH INC OPP PORT SER63 ADT 945	35-2456909	00771A666	00771A674				ACTND063	9/10/2018	35.47000	35.24654
ADV CORP TR - NAVELLIER DIAL HIGH INC OPP PORT SER63 ADT 945	35-2456909	00771A666	00771A674				ACTND063	10/10/2018	1.44000	0.32976
ADV CORP TR - NAVELLIER DIAL HIGH INC OPP PORT SER63 ADT 945	35-2456909	00771A666	00771A674				ACTND063	11/10/2018	1.44000	0.32976
ADV CORP TR - NAVELLIER DIAL HIGH INC OPP PORT SER63 ADT 945	35-2456909	00771A666	00771A674				ACTND063	12/10/2018	1.26000	0.28854
ADV CORP TR - NAVELLIER DIAL HIGH INC OPP PORT SER63 ADT 945	35-2456909	00771A666	00771A674				ACTND063	12/10/2018	35.63000	35.40553
ADV CORP TR - NAVELLIER DIAL HIGH INC OPP PORT SER64 ADT 946	35-2459461	00771A682	00771A690				ACTND064	1/10/2018	3.44000	0.62711
ADV CORP TR - NAVELLIER DIAL HIGH INC OPP PORT SER64 ADT 946	35-2459461	00771A682	00771A690				ACTND064	2/10/2018	3.45000	0.62894
ADV CORP TR - NAVELLIER DIAL HIGH INC OPP PORT SER64 ADT 946	35-2459461	00771A682	00771A690				ACTND064	2/10/2018	44.86000	44.86000
ADV CORP TR - NAVELLIER DIAL HIGH INC OPP PORT SER64 ADT 946	35-2459461	00771A682	00771A690				ACTND064	3/10/2018	3.09000	0.56331
ADV CORP TR - NAVELLIER DIAL HIGH INC OPP PORT SER64 ADT 946	35-2459461	00771A682	00771A690				ACTND064	3/10/2018	39.70000	39.70000
ADV CORP TR - NAVELLIER DIAL HIGH INC OPP PORT SER64 ADT 946	35-2459461	00771A682	00771A690				ACTND064	4/10/2018	2.35000	0.42841
ADV CORP TR - NAVELLIER DIAL HIGH INC OPP PORT SER64 ADT 946	35-2459461	00771A682	00771A690				ACTND064	4/10/2018	137.22000	137.22000
ADV CORP TR - NAVELLIER DIAL HIGH INC OPP PORT SER64 ADT 946	35-2459461	00771A682	00771A690				ACTND064	5/10/2018	2.09000	0.38101
ADV CORP TR - NAVELLIER DIAL HIGH INC OPP PORT SER64 ADT 946	35-2459461	00771A682	00771A690				ACTND064	5/10/2018	39.60000	39.60000
ADV CORP TR - NAVELLIER DIAL HIGH INC OPP PORT SER64 ADT 946	35-2459461	00771A682	00771A690				ACTND064	6/10/2018	1.68000	0.30626
ADV CORP TR - NAVELLIER DIAL HIGH INC OPP PORT SER64 ADT 946	35-2459461	00771A682	00771A690				ACTND064	6/10/2018	85.30000	85.30000
ADV CORP TR - NAVELLIER DIAL HIGH INC OPP PORT SER64 ADT 946	35-2459461	00771A682	00771A690				ACTND064	7/10/2018	1.50000	0.27345
ADV CORP TR - NAVELLIER DIAL HIGH INC OPP PORT SER64 ADT 946	35-2459461	00771A682	00771A690				ACTND064	8/10/2018	1.50000	0.27345
ADV CORP TR - NAVELLIER DIAL HIGH INC OPP PORT SER64 ADT 946	35-2459461	00771A682	00771A690				ACTND064	9/10/2018	1.30000	0.23699
ADV CORP TR - NAVELLIER DIAL HIGH INC OPP PORT SER64 ADT 946	35-2459461	00771A682	00771A690				ACTND064	9/10/2018	36.36000	36.36000
ADV CORP TR - NAVELLIER DIAL HIGH INC OPP PORT SER64 ADT 946	35-2459461	00771A682	00771A690				ACTND064	10/10/2018	1.28000	0.23334
ADV CORP TR - NAVELLIER DIAL HIGH INC OPP PORT SER64 ADT 946	35-2459461	00771A682	00771A690				ACTND064	11/10/2018	1.29000	0.23517
ADV CORP TR - NAVELLIER DIAL HIGH INC OPP PORT SER64 ADT 946	35-2459461	00771A682	00771A690				ACTND064	12/10/2018	1.12000	0.20418
ADV CORP TR - NAVELLIER DIAL HIGH INC OPP PORT SER64 ADT 946	35-2459461	00771A682	00771A690				ACTND064	12/10/2018	33.10000	33.10000
ADV CORP TR - NAVELLIER DIAL HIGH INC OPP PORT SER65 ADT 947	35-2463551	00771A708	00771A716				ACTND065	1/10/2018	3.81000	0.90945
ADV CORP TR - NAVELLIER DIAL HIGH INC OPP PORT SER65 ADT 947	35-2463551	00771A708	00771A716				ACTND065	2/10/2018	3.80000	0.90706
ADV CORP TR - NAVELLIER DIAL HIGH INC OPP PORT SER65 ADT 947	35-2463551	00771A708	00771A716				ACTND065	3/10/2018	3.77000	0.89990
ADV CORP TR - NAVELLIER DIAL HIGH INC OPP PORT SER65 ADT 947	35-2463551	00771A708	00771A716				ACTND065	3/10/2018	83.37000	83.37000
ADV CORP TR - NAVELLIER DIAL HIGH INC OPP PORT SER65 ADT 947	35-2463551	00771A708	00771A716				ACTND065	4/10/2018	3.20000	0.76384
ADV CORP TR - NAVELLIER DIAL HIGH INC OPP PORT SER65 ADT 947	35-2463551	00771A708	00771A716				ACTND065	4/10/2018	59.96000	59.96000
ADV CORP TR - NAVELLIER DIAL HIGH INC OPP PORT SER65 ADT 947	35-2463551	00771A708	00771A716				ACTND065	5/10/2018	3.00000	0.71610
ADV CORP TR - NAVELLIER DIAL HIGH INC OPP PORT SER65 ADT 947	35-2463551	00771A708	00771A716				ACTND065	5/10/2018	30.89000	30.89000
ADV CORP TR - NAVELLIER DIAL HIGH INC OPP PORT SER65 ADT 947	35-2463551	00771A708	00771A716				ACTND065	6/10/2018	2.54000	0.60630
ADV CORP TR - NAVELLIER DIAL HIGH INC OPP PORT SER65 ADT 947	35-2463551	00771A708	00771A716				ACTND065	6/10/2018	87.04000	87.04000
ADV CORP TR - NAVELLIER DIAL HIGH INC OPP PORT SER65 ADT 947	35-2463551	00771A708	00771A716				ACTND065	7/10/2018	2.01000	0.47979
ADV CORP TR - NAVELLIER DIAL HIGH INC OPP PORT SER65 ADT 947	35-2463551	00771A708	00771A716				ACTND065	7/10/2018	85.47000	85.47000
ADV CORP TR - NAVELLIER DIAL HIGH INC OPP PORT SER65 ADT 947	35-2463551	00771A708	00771A716				ACTND065	8/10/2018	1.92000	0.45830
ADV CORP TR - NAVELLIER DIAL HIGH INC OPP PORT SER65 ADT 947	35-2463551	00771A708	00771A716				ACTND065	9/10/2018	1.77000	0.42250
ADV CORP TR - NAVELLIER DIAL HIGH INC OPP PORT SER65 ADT 947	35-2463551	00771A708	00771A716				ACTND065	9/10/2018	23.58000	23.58000
ADV CORP TR - NAVELLIER DIAL HIGH INC OPP PORT SER65 ADT 947	35-2463551	00771A708	00771A716				ACTND065	10/10/2018	1.75000	0.41773
ADV CORP TR - NAVELLIER DIAL HIGH INC OPP PORT SER65 ADT 947	35-2463551	00771A708	00771A716				ACTND065	11/10/2018	1.78000	0.42489
ADV CORP TR - NAVELLIER DIAL HIGH INC OPP PORT SER65 ADT 947	35-2463551	00771A708	00771A716				ACTND065	12/10/2018	1.80000	0.42966
ADV CORP TR - NAVELLIER DIAL HIGH INC OPP PORT SER66 ADT 948	35-2463593	00771A724	00771A732				ACTND066	1/10/2018	3.13000	1.30208
ADV CORP TR - NAVELLIER DIAL HIGH INC OPP PORT SER66 ADT 948	35-2463593	00771A724	00771A732				ACTND066	1/10/2018	21.29000	21.17078
ADV CORP TR - NAVELLIER DIAL HIGH INC OPP PORT SER66 ADT 948	35-2463593	00771A724	00771A732				ACTND066	2/10/2018	3.15000	1.31040
ADV CORP TR - NAVELLIER DIAL HIGH INC OPP PORT SER66 ADT 948	35-2463593	00771A724	00771A732				ACTND066	2/10/2018	36.51000	36.30554
ADV CORP TR - NAVELLIER DIAL HIGH INC OPP PORT SER66 ADT 948	35-2463593	00771A724	00771A732				ACTND066	3/10/2018	2.89000	1.20224
ADV CORP TR - NAVELLIER DIAL HIGH INC OPP PORT SER66 ADT 948	35-2463593	00771A724	00771A732				ACTND066	3/10/2018	26.07000	25.92401
ADV CORP TR - NAVELLIER DIAL HIGH INC OPP PORT SER66 ADT 948	35-2463593	00771A724	00771A732				ACTND066	4/10/2018	2.78000	1.15648
ADV CORP TR - NAVELLIER DIAL HIGH INC OPP PORT SER66 ADT 948	35-2463593	00771A724	00771A732				ACTND066	5/10/2018	2.51000	1.04416
ADV CORP TR - NAVELLIER DIAL HIGH INC OPP PORT SER66 ADT 948	35-2463593	00771A724	00771A732				ACTND066	5/10/2018	68.36000	67.97718
ADV CORP TR - NAVELLIER DIAL HIGH INC OPP PORT SER66 ADT 948	35-2463593	00771A724	00771A732				ACTND066	6/10/2018	2.32000	0.96512
ADV CORP TR - NAVELLIER DIAL HIGH INC OPP PORT SER66 ADT 948	35-2463593	00771A724	00771A732				ACTND066	7/10/2018	2.31000	0.96096
ADV CORP TR - NAVELLIER DIAL HIGH INC OPP PORT SER66 ADT 948	35-2463593	00771A724	00771A732				ACTND066	8/10/2018	2.33000	0.96928
ADV CORP TR - NAVELLIER DIAL HIGH INC OPP PORT SER66 ADT 948	35-2463593	00771A724	00771A732				ACTND066	9/10/2018	2.34000	0.97344
ADV CORP TR - NAVELLIER DIAL HIGH INC OPP PORT SER66 ADT 948	35-2463593	00771A724	00771A732				ACTND066	10/10/2018	2.31000	0.96096
ADV CORP TR - NAVELLIER DIAL HIGH INC OPP PORT SER66 ADT 948	35-2463593	00771A724	00771A732				ACTND066	11/10/2018	2.32000	0.96512
ADV CORP TR - NAVELLIER DIAL HIGH INC OPP PORT SER66 ADT 948	35-2463593	00771A724	00771A732				ACTND066	12/10/2018	2.33000	0.96928

Issuer's Name	EIN	CUSIP 1	CUSIP 2	CUSIP 3	CUSIP 4	CUSIP 5	Ticker Symbol	Date of Corporate Action	Distribution Per Unit	Per Unit Reduction of Taxpayer's Basis
GNMA ADVANTAGE INCOME PORTFOLIO SERIES 19 ADT 966	35-2463554	00771B342	00771B359				GNMA019	1/1/2018	0.01420	0.00093
GNMA ADVANTAGE INCOME PORTFOLIO SERIES 19 ADT 966	35-2463554	00771B342	00771B359				GNMA019	2/1/2018	0.01410	0.00092
GNMA ADVANTAGE INCOME PORTFOLIO SERIES 19 ADT 966	35-2463554	00771B342	00771B359				GNMA019	3/1/2018	0.01380	0.00090
GNMA ADVANTAGE INCOME PORTFOLIO SERIES 19 ADT 966	35-2463554	00771B342	00771B359				GNMA019	4/1/2018	0.01410	0.00092
GNMA ADVANTAGE INCOME PORTFOLIO SERIES 19 ADT 966	35-2463554	00771B342	00771B359				GNMA019	5/1/2018	0.01400	0.00091
GNMA ADVANTAGE INCOME PORTFOLIO SERIES 19 ADT 966	35-2463554	00771B342	00771B359				GNMA019	6/1/2018	0.01340	0.00088
GNMA ADVANTAGE INCOME PORTFOLIO SERIES 19 ADT 966	35-2463554	00771B342	00771B359				GNMA019	7/1/2018	0.01320	0.00086
GNMA ADVANTAGE INCOME PORTFOLIO SERIES 19 ADT 966	35-2463554	00771B342	00771B359				GNMA019	8/1/2018	0.01260	0.00082
GNMA ADVANTAGE INCOME PORTFOLIO SERIES 19 ADT 966	35-2463554	00771B342	00771B359				GNMA019	9/1/2018	0.01230	0.00080
GNMA ADVANTAGE INCOME PORTFOLIO SERIES 19 ADT 966	35-2463554	00771B342	00771B359				GNMA019	10/1/2018	0.01220	0.00080
GNMA ADVANTAGE INCOME PORTFOLIO SERIES 19 ADT 966	35-2463554	00771B342	00771B359				GNMA019	11/1/2018	0.01180	0.00077
GNMA ADVANTAGE INCOME PORTFOLIO SERIES 19 ADT 966	35-2463554	00771B342	00771B359				GNMA019	12/1/2018	0.01150	0.00075
GNMA ADVANTAGE INCOME PORTFOLIO SERIES 19 ADT 966	35-2463554	00771B342	00771B359				GNMA019	12/19/2018	0.02350	0.02350
ADV CORP TR - NAVELLIER DIAL HIGH INC OPP PORT SER67 ADT 973	35-2466474	00771C464	00771C472				ACTND067	1/10/2018	3.88000	1.47052
ADV CORP TR - NAVELLIER DIAL HIGH INC OPP PORT SER67 ADT 973	35-2466474	00771C464	00771C472				ACTND067	2/10/2018	3.89000	1.47431
ADV CORP TR - NAVELLIER DIAL HIGH INC OPP PORT SER67 ADT 973	35-2466474	00771C464	00771C472				ACTND067	2/10/2018	47.24000	46.94239
ADV CORP TR - NAVELLIER DIAL HIGH INC OPP PORT SER67 ADT 973	35-2466474	00771C464	00771C472				ACTND067	3/10/2018	3.51000	1.33029
ADV CORP TR - NAVELLIER DIAL HIGH INC OPP PORT SER67 ADT 973	35-2466474	00771C464	00771C472				ACTND067	3/10/2018	52.04000	51.71215
ADV CORP TR - NAVELLIER DIAL HIGH INC OPP PORT SER67 ADT 973	35-2466474	00771C464	00771C472				ACTND067	4/10/2018	3.29000	1.24691
ADV CORP TR - NAVELLIER DIAL HIGH INC OPP PORT SER67 ADT 973	35-2466474	00771C464	00771C472				ACTND067	5/10/2018	3.00000	1.13700
ADV CORP TR - NAVELLIER DIAL HIGH INC OPP PORT SER67 ADT 973	35-2466474	00771C464	00771C472				ACTND067	5/10/2018	77.46000	76.97200
ADV CORP TR - NAVELLIER DIAL HIGH INC OPP PORT SER67 ADT 973	35-2466474	00771C464	00771C472				ACTND067	6/10/2018	2.60000	0.98540
ADV CORP TR - NAVELLIER DIAL HIGH INC OPP PORT SER67 ADT 973	35-2466474	00771C464	00771C472				ACTND067	6/10/2018	45.90000	45.61083
ADV CORP TR - NAVELLIER DIAL HIGH INC OPP PORT SER67 ADT 973	35-2466474	00771C464	00771C472				ACTND067	7/10/2018	2.50000	0.94750
ADV CORP TR - NAVELLIER DIAL HIGH INC OPP PORT SER67 ADT 973	35-2466474	00771C464	00771C472				ACTND067	8/10/2018	2.44000	0.92476
ADV CORP TR - NAVELLIER DIAL HIGH INC OPP PORT SER67 ADT 973	35-2466474	00771C464	00771C472				ACTND067	8/10/2018	57.36000	56.99863
ADV CORP TR - NAVELLIER DIAL HIGH INC OPP PORT SER67 ADT 973	35-2466474	00771C464	00771C472				ACTND067	9/10/2018	2.03000	0.76937
ADV CORP TR - NAVELLIER DIAL HIGH INC OPP PORT SER67 ADT 973	35-2466474	00771C464	00771C472				ACTND067	9/10/2018	32.26000	32.05676
ADV CORP TR - NAVELLIER DIAL HIGH INC OPP PORT SER67 ADT 973	35-2466474	00771C464	00771C472				ACTND067	10/10/2018	2.01000	0.76179
ADV CORP TR - NAVELLIER DIAL HIGH INC OPP PORT SER67 ADT 973	35-2466474	00771C464	00771C472				ACTND067	11/10/2018	2.04000	0.77316
ADV CORP TR - NAVELLIER DIAL HIGH INC OPP PORT SER67 ADT 973	35-2466474	00771C464	00771C472				ACTND067	12/10/2018	2.04000	0.77316
ADV CORP TR - NAVELLIER DIAL HIGH INC OPP PORT SER68 ADT 974	35-2466496	00771C480	00771C498				ACTND068	1/10/2018	3.73000	1.24134
ADV CORP TR - NAVELLIER DIAL HIGH INC OPP PORT SER68 ADT 974	35-2466496	00771C480	00771C498				ACTND068	1/10/2018	19.88000	19.88000
ADV CORP TR - NAVELLIER DIAL HIGH INC OPP PORT SER68 ADT 974	35-2466496	00771C480	00771C498				ACTND068	2/10/2018	3.72000	1.23802
ADV CORP TR - NAVELLIER DIAL HIGH INC OPP PORT SER68 ADT 974	35-2466496	00771C480	00771C498				ACTND068	2/10/2018	39.98000	39.98000
ADV CORP TR - NAVELLIER DIAL HIGH INC OPP PORT SER68 ADT 974	35-2466496	00771C480	00771C498				ACTND068	3/10/2018	3.42000	1.13818
ADV CORP TR - NAVELLIER DIAL HIGH INC OPP PORT SER68 ADT 974	35-2466496	00771C480	00771C498				ACTND068	3/10/2018	39.13000	39.13000
ADV CORP TR - NAVELLIER DIAL HIGH INC OPP PORT SER68 ADT 974	35-2466496	00771C480	00771C498				ACTND068	4/10/2018	3.22000	1.07162
ADV CORP TR - NAVELLIER DIAL HIGH INC OPP PORT SER68 ADT 974	35-2466496	00771C480	00771C498				ACTND068	4/10/2018	12.89000	12.89000
ADV CORP TR - NAVELLIER DIAL HIGH INC OPP PORT SER68 ADT 974	35-2466496	00771C480	00771C498				ACTND068	5/10/2018	2.87000	0.95514
ADV CORP TR - NAVELLIER DIAL HIGH INC OPP PORT SER68 ADT 974	35-2466496	00771C480	00771C498				ACTND068	5/10/2018	109.88000	109.88000
ADV CORP TR - NAVELLIER DIAL HIGH INC OPP PORT SER68 ADT 974	35-2466496	00771C480	00771C498				ACTND068	6/10/2018	2.54000	0.84531
ADV CORP TR - NAVELLIER DIAL HIGH INC OPP PORT SER68 ADT 974	35-2466496	00771C480	00771C498				ACTND068	7/10/2018	2.49000	0.82867
ADV CORP TR - NAVELLIER DIAL HIGH INC OPP PORT SER68 ADT 974	35-2466496	00771C480	00771C498				ACTND068	7/10/2018	40.68000	40.68000
ADV CORP TR - NAVELLIER DIAL HIGH INC OPP PORT SER68 ADT 974	35-2466496	00771C480	00771C498				ACTND068	8/10/2018	2.11000	0.70221
ADV CORP TR - NAVELLIER DIAL HIGH INC OPP PORT SER68 ADT 974	35-2466496	00771C480	00771C498				ACTND068	8/10/2018	65.01000	65.01000
ADV CORP TR - NAVELLIER DIAL HIGH INC OPP PORT SER68 ADT 974	35-2466496	00771C480	00771C498				ACTND068	9/10/2018	1.85000	0.61568
ADV CORP TR - NAVELLIER DIAL HIGH INC OPP PORT SER68 ADT 974	35-2466496	00771C480	00771C498				ACTND068	10/10/2018	1.88000	0.62566
ADV CORP TR - NAVELLIER DIAL HIGH INC OPP PORT SER68 ADT 974	35-2466496	00771C480	00771C498				ACTND068	11/10/2018	1.87000	0.62234
ADV CORP TR - NAVELLIER DIAL HIGH INC OPP PORT SER68 ADT 974	35-2466496	00771C480	00771C498				ACTND068	12/10/2018	1.89000	0.62899
ADV CORP TR - NAVELLIER DIAL HIGH INC OPP PORT SER69 ADT 975	35-2469676	00771C506	00771C514				ACTND069	1/10/2018	4.19000	1.55156
ADV CORP TR - NAVELLIER DIAL HIGH INC OPP PORT SER69 ADT 975	35-2469676	00771C506	00771C514				ACTND069	2/10/2018	4.16000	1.54045
ADV CORP TR - NAVELLIER DIAL HIGH INC OPP PORT SER69 ADT 975	35-2469676	00771C506	00771C514				ACTND069	3/10/2018	3.98000	1.47379
ADV CORP TR - NAVELLIER DIAL HIGH INC OPP PORT SER69 ADT 975	35-2469676	00771C506	00771C514				ACTND069	3/10/2018	90.96000	90.96000
ADV CORP TR - NAVELLIER DIAL HIGH INC OPP PORT SER69 ADT 975	35-2469676	00771C506	00771C514				ACTND069	4/10/2018	3.37000	1.24791
ADV CORP TR - NAVELLIER DIAL HIGH INC OPP PORT SER69 ADT 975	35-2469676	00771C506	00771C514				ACTND069	4/10/2018	76.45000	76.45000
ADV CORP TR - NAVELLIER DIAL HIGH INC OPP PORT SER69 ADT 975	35-2469676	00771C506	00771C514				ACTND069	5/10/2018	2.90000	1.07387
ADV CORP TR - NAVELLIER DIAL HIGH INC OPP PORT SER69 ADT 975	35-2469676	00771C506	00771C514				ACTND069	5/10/2018	88.30000	88.30000
ADV CORP TR - NAVELLIER DIAL HIGH INC OPP PORT SER69 ADT 975	35-2469676	00771C506	00771C514				ACTND069	6/10/2018	2.60000	0.96278
ADV CORP TR - NAVELLIER DIAL HIGH INC OPP PORT SER69 ADT 975	35-2469676	00771C506	00771C514				ACTND069	7/10/2018	2.61000	0.96648
ADV CORP TR - NAVELLIER DIAL HIGH INC OPP PORT SER69 ADT 975	35-2469676	00771C506	00771C514				ACTND069	8/10/2018	2.62000	0.97019
ADV CORP TR - NAVELLIER DIAL HIGH INC OPP PORT SER69 ADT 975	35-2469676	00771C506	00771C514				ACTND069	9/10/2018	2.39000	0.88502
ADV CORP TR - NAVELLIER DIAL HIGH INC OPP PORT SER69 ADT 975	35-2469676	00771C506	00771C514				ACTND069	9/10/2018	41.98000	41.98000
ADV CORP TR - NAVELLIER DIAL HIGH INC OPP PORT SER69 ADT 975	35-2469676	00771C506	00771C514				ACTND069	10/10/2018	2.35000	0.87021

Issuer's Name	EIN	CUSIP 1	CUSIP 2	CUSIP 3	CUSIP 4	CUSIP 5	Ticker Symbol	Date of Corporate Action	Distribution Per Unit	Per Unit Reduction of Taxpayer's Basis
ADV CORP TR - NAVELLIER DIAL HIGH INC OPP PORT SER69 ADT 975	35-2469676	00771C506	00771C514				ACTND069	11/10/2018	2.35000	0.87021
ADV CORP TR - NAVELLIER DIAL HIGH INC OPP PORT SER69 ADT 975	35-2469676	00771C506	00771C514				ACTND069	12/10/2018	2.35000	0.87021
ADV CORP TR - NAVELLIER DIAL HIGH INC OPP PORT SER70 ADT 976	35-2472920	00771C522	00771C530				ACTND070	1/10/2018	3.77000	1.03185
ADV CORP TR - NAVELLIER DIAL HIGH INC OPP PORT SER70 ADT 976	35-2472920	00771C522	00771C530				ACTND070	2/10/2018	3.82000	1.04553
ADV CORP TR - NAVELLIER DIAL HIGH INC OPP PORT SER70 ADT 976	35-2472920	00771C522	00771C530				ACTND070	3/10/2018	3.67000	1.00448
ADV CORP TR - NAVELLIER DIAL HIGH INC OPP PORT SER70 ADT 976	35-2472920	00771C522	00771C530				ACTND070	3/10/2018	36.21000	35.88411
ADV CORP TR - NAVELLIER DIAL HIGH INC OPP PORT SER70 ADT 976	35-2472920	00771C522	00771C530				ACTND070	4/10/2018	3.56000	0.97437
ADV CORP TR - NAVELLIER DIAL HIGH INC OPP PORT SER70 ADT 976	35-2472920	00771C522	00771C530				ACTND070	5/10/2018	3.22000	0.88131
ADV CORP TR - NAVELLIER DIAL HIGH INC OPP PORT SER70 ADT 976	35-2472920	00771C522	00771C530				ACTND070	5/10/2018	96.84000	95.96844
ADV CORP TR - NAVELLIER DIAL HIGH INC OPP PORT SER70 ADT 976	35-2472920	00771C522	00771C530				ACTND070	6/10/2018	2.87000	0.78552
ADV CORP TR - NAVELLIER DIAL HIGH INC OPP PORT SER70 ADT 976	35-2472920	00771C522	00771C530				ACTND070	7/10/2018	2.69000	0.73625
ADV CORP TR - NAVELLIER DIAL HIGH INC OPP PORT SER70 ADT 976	35-2472920	00771C522	00771C530				ACTND070	7/10/2018	84.43000	83.67013
ADV CORP TR - NAVELLIER DIAL HIGH INC OPP PORT SER70 ADT 976	35-2472920	00771C522	00771C530				ACTND070	8/10/2018	2.30000	0.62951
ADV CORP TR - NAVELLIER DIAL HIGH INC OPP PORT SER70 ADT 976	35-2472920	00771C522	00771C530				ACTND070	8/10/2018	28.32000	28.06512
ADV CORP TR - NAVELLIER DIAL HIGH INC OPP PORT SER70 ADT 976	35-2472920	00771C522	00771C530				ACTND070	9/10/2018	2.18000	0.59667
ADV CORP TR - NAVELLIER DIAL HIGH INC OPP PORT SER70 ADT 976	35-2472920	00771C522	00771C530				ACTND070	10/10/2018	2.11000	0.57751
ADV CORP TR - NAVELLIER DIAL HIGH INC OPP PORT SER70 ADT 976	35-2472920	00771C522	00771C530				ACTND070	10/10/2018	84.89000	84.12599
ADV CORP TR - NAVELLIER DIAL HIGH INC OPP PORT SER70 ADT 976	35-2472920	00771C522	00771C530				ACTND070	11/10/2018	1.78000	0.48719
ADV CORP TR - NAVELLIER DIAL HIGH INC OPP PORT SER70 ADT 976	35-2472920	00771C522	00771C530				ACTND070	12/10/2018	1.79000	0.48992
ADV CORP TR - HIGH YIELD BOND PORT, SER 2013-MARCH-A HIMCO PORT - ADT 1005	35-2469598	00771G341	00771G358				HYBD1303	1/10/2018	2.01000	0.63777
ADV CORP TR - HIGH YIELD BOND PORT, SER 2013-MARCH-A HIMCO PORT - ADT 1005	35-2469598	00771G341	00771G358				HYBD1303	2/10/2018	2.05000	0.65047
ADV CORP TR - HIGH YIELD BOND PORT, SER 2013-MARCH-A HIMCO PORT - ADT 1005	35-2469598	00771G341	00771G358				HYBD1303	3/10/2018	1.83000	0.58066
ADV CORP TR - HIGH YIELD BOND PORT, SER 2013-MARCH-A HIMCO PORT - ADT 1005	35-2469598	00771G341	00771G358				HYBD1303	3/10/2018	84.23000	84.23000
ADV CORP TR - HIGH YIELD BOND PORT, SER 2013-MARCH-A HIMCO PORT - ADT 1005	35-2469598	00771G341	00771G358				HYBD1303	4/10/2018	1.27000	0.40297
ADV CORP TR - HIGH YIELD BOND PORT, SER 2013-MARCH-A HIMCO PORT - ADT 1005	35-2469598	00771G341	00771G358				HYBD1303	4/10/2018	55.57000	55.57000
ADV CORP TR - HIGH YIELD BOND PORT, SER 2013-MARCH-A HIMCO PORT - ADT 1005	35-2469598	00771G341	00771G358				HYBD1303	5/10/2018	0.99000	0.31413
ADV CORP TR - HIGH YIELD BOND PORT, SER 2013-MARCH-A HIMCO PORT - ADT 1005	35-2469598	00771G341	00771G358				HYBD1303	6/10/2018	0.99000	0.31413
ADV CORP TR - HIGH YIELD BOND PORT, SER 2013-MARCH-A HIMCO PORT - ADT 1005	35-2469598	00771G341	00771G358				HYBD1303	7/10/2018	1.00000	0.31730
ADV CORP TR - HIGH YIELD BOND PORT, SER 2013-MARCH-A HIMCO PORT - ADT 1005	35-2469598	00771G341	00771G358				HYBD1303	8/10/2018	1.00000	0.31730
ADV CORP TR - HIGH YIELD BOND PORT, SER 2013-MARCH-A HIMCO PORT - ADT 1005	35-2469598	00771G341	00771G358				HYBD1303	9/10/2018	0.99000	0.31413
ADV CORP TR - HIGH YIELD BOND PORT, SER 2013-MARCH-A HIMCO PORT - ADT 1005	35-2469598	00771G341	00771G358				HYBD1303	10/10/2018	1.01000	0.32047
ADV CORP TR - HIGH YIELD BOND PORT, SER 2013-MARCH-A HIMCO PORT - ADT 1005	35-2469598	00771G341	00771G358				HYBD1303	11/10/2018	0.89000	0.28240
ADV CORP TR - HIGH YIELD BOND PORT, SER 2013-MARCH-A HIMCO PORT - ADT 1005	35-2469598	00771G341	00771G358				HYBD1303	12/10/2018	0.89000	0.28240
ADV CORP TR - HIGH YIELD BOND PORT, SER 2013-APRIL-A HIMCO PORT - ADT 1033	35-2472925	00771H562	00771H570				HYBD1304	1/10/2018	1.81000	0.47096
ADV CORP TR - HIGH YIELD BOND PORT, SER 2013-APRIL-A HIMCO PORT - ADT 1033	35-2472925	00771H562	00771H570				HYBD1304	2/10/2018	1.85000	0.48137
ADV CORP TR - HIGH YIELD BOND PORT, SER 2013-APRIL-A HIMCO PORT - ADT 1033	35-2472925	00771H562	00771H570				HYBD1304	3/10/2018	1.59000	0.41372
ADV CORP TR - HIGH YIELD BOND PORT, SER 2013-APRIL-A HIMCO PORT - ADT 1033	35-2472925	00771H562	00771H570				HYBD1304	3/10/2018	83.83000	83.83000
ADV CORP TR - HIGH YIELD BOND PORT, SER 2013-APRIL-A HIMCO PORT - ADT 1033	35-2472925	00771H562	00771H570				HYBD1304	4/10/2018	1.10000	0.28622
ADV CORP TR - HIGH YIELD BOND PORT, SER 2013-APRIL-A HIMCO PORT - ADT 1033	35-2472925	00771H562	00771H570				HYBD1304	4/10/2018	50.23000	50.23000
ADV CORP TR - HIGH YIELD BOND PORT, SER 2013-APRIL-A HIMCO PORT - ADT 1033	35-2472925	00771H562	00771H570				HYBD1304	5/10/2018	0.90000	0.23418
ADV CORP TR - HIGH YIELD BOND PORT, SER 2013-APRIL-A HIMCO PORT - ADT 1033	35-2472925	00771H562	00771H570				HYBD1304	6/10/2018	0.90000	0.23418
ADV CORP TR - HIGH YIELD BOND PORT, SER 2013-APRIL-A HIMCO PORT - ADT 1033	35-2472925	00771H562	00771H570				HYBD1304	7/10/2018	0.91000	0.23678
ADV CORP TR - HIGH YIELD BOND PORT, SER 2013-APRIL-A HIMCO PORT - ADT 1033	35-2472925	00771H562	00771H570				HYBD1304	8/10/2018	0.91000	0.23678
ADV CORP TR - HIGH YIELD BOND PORT, SER 2013-APRIL-A HIMCO PORT - ADT 1033	35-2472925	00771H562	00771H570				HYBD1304	9/10/2018	0.91000	0.23678
ADV CORP TR - HIGH YIELD BOND PORT, SER 2013-APRIL-A HIMCO PORT - ADT 1033	35-2472925	00771H562	00771H570				HYBD1304	10/10/2018	0.92000	0.23938
ADV CORP TR - HIGH YIELD BOND PORT, SER 2013-APRIL-A HIMCO PORT - ADT 1033	35-2472925	00771H562	00771H570				HYBD1304	11/10/2018	0.78000	0.20296
ADV CORP TR - HIGH YIELD BOND PORT, SER 2013-APRIL-A HIMCO PORT - ADT 1033	35-2472925	00771H562	00771H570				HYBD1304	12/10/2018	0.76000	0.19775
GNMA ADVANTAGE INCOME PORTFOLIO SERIES 20 ADT 1032	35-2475921	00771H802	00771H810				GNMA020	1/1/2018	0.01260	0.00298
GNMA ADVANTAGE INCOME PORTFOLIO SERIES 20 ADT 1032	35-2475921	00771H802	00771H810				GNMA020	2/1/2018	0.01490	0.00353
GNMA ADVANTAGE INCOME PORTFOLIO SERIES 20 ADT 1032	35-2475921	00771H802	00771H810				GNMA020	3/1/2018	0.01210	0.00287
GNMA ADVANTAGE INCOME PORTFOLIO SERIES 20 ADT 1032	35-2475921	00771H802	00771H810				GNMA020	4/1/2018	0.01180	0.00280
GNMA ADVANTAGE INCOME PORTFOLIO SERIES 20 ADT 1032	35-2475921	00771H802	00771H810				GNMA020	5/1/2018	0.01380	0.00327
GNMA ADVANTAGE INCOME PORTFOLIO SERIES 20 ADT 1032	35-2475921	00771H802	00771H810				GNMA020	6/1/2018	0.01120	0.00265
GNMA ADVANTAGE INCOME PORTFOLIO SERIES 20 ADT 1032	35-2475921	00771H802	00771H810				GNMA020	7/1/2018	0.01080	0.00256
GNMA ADVANTAGE INCOME PORTFOLIO SERIES 20 ADT 1032	35-2475921	00771H802	00771H810				GNMA020	8/1/2018	0.01290	0.00306
GNMA ADVANTAGE INCOME PORTFOLIO SERIES 20 ADT 1032	35-2475921	00771H802	00771H810				GNMA020	9/1/2018	0.01010	0.00239
GNMA ADVANTAGE INCOME PORTFOLIO SERIES 20 ADT 1032	35-2475921	00771H802	00771H810				GNMA020	10/1/2018	0.01690	0.00400
GNMA ADVANTAGE INCOME PORTFOLIO SERIES 20 ADT 1032	35-2475921	00771H802	00771H810				GNMA020	11/1/2018	0.00970	0.00230
GNMA ADVANTAGE INCOME PORTFOLIO SERIES 20 ADT 1032	35-2475921	00771H802	00771H810				GNMA020	12/1/2018	0.00940	0.00223
GNMA ADVANTAGE INCOME PORTFOLIO SERIES 20 ADT 1032	35-2475921	00771H802	00771H810				GNMA020	12/19/2018	0.00490	0.00490
ADV CORP TR - HIGH YIELD BOND PORT, SER 2013-MAY -A HIMCO PORT - ADT 1038	35-2475836	00771K185	00771K193				HYBD1305	1/10/2018	1.93000	0.88568
ADV CORP TR - HIGH YIELD BOND PORT, SER 2013-MAY -A HIMCO PORT - ADT 1038	35-2475836	00771K185	00771K193				HYBD1305	2/10/2018	2.00000	0.91780

Issuer's Name	EIN	CUSIP 1	CUSIP 2	CUSIP 3	CUSIP 4	CUSIP 5	Ticker Symbol	Date of Corporate Action	Distribution Per Unit	Per Unit Reduction of Taxpayer's Basis
ADV CORP TR - HIGH YIELD BOND PORT, SER 2013-MAY -A HIMCO PORT - ADT 1038	35-2475836	00771K185	00771K193				HYBD1305	3/10/2018	1.83000	0.83979
ADV CORP TR - HIGH YIELD BOND PORT, SER 2013-MAY -A HIMCO PORT - ADT 1038	35-2475836	00771K185	00771K193				HYBD1305	3/10/2018	33.45000	33.45000
ADV CORP TR - HIGH YIELD BOND PORT, SER 2013-MAY -A HIMCO PORT - ADT 1038	35-2475836	00771K185	00771K193				HYBD1305	4/10/2018	1.67000	0.76636
ADV CORP TR - HIGH YIELD BOND PORT, SER 2013-MAY -A HIMCO PORT - ADT 1038	35-2475836	00771K185	00771K193				HYBD1305	5/10/2018	1.68000	0.77095
ADV CORP TR - HIGH YIELD BOND PORT, SER 2013-MAY -A HIMCO PORT - ADT 1038	35-2475836	00771K185	00771K193				HYBD1305	6/10/2018	1.68000	0.77095
ADV CORP TR - HIGH YIELD BOND PORT, SER 2013-MAY -A HIMCO PORT - ADT 1038	35-2475836	00771K185	00771K193				HYBD1305	7/10/2018	1.70000	0.78013
ADV CORP TR - HIGH YIELD BOND PORT, SER 2013-MAY -A HIMCO PORT - ADT 1038	35-2475836	00771K185	00771K193				HYBD1305	8/10/2018	1.74000	0.79849
ADV CORP TR - HIGH YIELD BOND PORT, SER 2013-MAY -A HIMCO PORT - ADT 1038	35-2475836	00771K185	00771K193				HYBD1305	9/10/2018	1.66000	0.76177
ADV CORP TR - HIGH YIELD BOND PORT, SER 2013-MAY -A HIMCO PORT - ADT 1038	35-2475836	00771K185	00771K193				HYBD1305	10/10/2018	1.65000	0.75719
ADV CORP TR - HIGH YIELD BOND PORT, SER 2013-MAY -A HIMCO PORT - ADT 1038	35-2475836	00771K185	00771K193				HYBD1305	11/10/2018	1.42000	0.65164
ADV CORP TR - HIGH YIELD BOND PORT, SER 2013-MAY -A HIMCO PORT - ADT 1038	35-2475836	00771K185	00771K193				HYBD1305	12/10/2018	1.01000	0.46349
ADV CORP TR - HIGH YIELD BOND PORT, SER 2013-MAY -A HIMCO PORT - ADT 1038	35-2475836	00771K185	00771K193				HYBD1305	12/10/2018	55.18000	55.18000
ADV CORP TR - NAVELLIER DIAL HIGH INC OPP PORT SER75 - ADT 1058	35-2485433	00771K300	00771K318				ACTND075	1/10/2018	3.52000	0.75821
ADV CORP TR - NAVELLIER DIAL HIGH INC OPP PORT SER75 - ADT 1058	35-2485433	00771K300	00771K318				ACTND075	2/10/2018	3.52000	0.75821
ADV CORP TR - NAVELLIER DIAL HIGH INC OPP PORT SER75 - ADT 1058	35-2485433	00771K300	00771K318				ACTND075	3/10/2018	3.37000	0.72590
ADV CORP TR - NAVELLIER DIAL HIGH INC OPP PORT SER75 - ADT 1058	35-2485433	00771K300	00771K318				ACTND075	3/10/2018	44.69000	44.69000
ADV CORP TR - NAVELLIER DIAL HIGH INC OPP PORT SER75 - ADT 1058	35-2485433	00771K300	00771K318				ACTND075	4/10/2018	3.23000	0.69574
ADV CORP TR - NAVELLIER DIAL HIGH INC OPP PORT SER75 - ADT 1058	35-2485433	00771K300	00771K318				ACTND075	5/10/2018	3.24000	0.69790
ADV CORP TR - NAVELLIER DIAL HIGH INC OPP PORT SER75 - ADT 1058	35-2485433	00771K300	00771K318				ACTND075	6/10/2018	3.21000	0.69143
ADV CORP TR - NAVELLIER DIAL HIGH INC OPP PORT SER75 - ADT 1058	35-2485433	00771K300	00771K318				ACTND075	6/10/2018	25.87000	25.87000
ADV CORP TR - NAVELLIER DIAL HIGH INC OPP PORT SER75 - ADT 1058	35-2485433	00771K300	00771K318				ACTND075	7/10/2018	3.07000	0.66128
ADV CORP TR - NAVELLIER DIAL HIGH INC OPP PORT SER75 - ADT 1058	35-2485433	00771K300	00771K318				ACTND075	8/10/2018	2.98000	0.64189
ADV CORP TR - NAVELLIER DIAL HIGH INC OPP PORT SER75 - ADT 1058	35-2485433	00771K300	00771K318				ACTND075	8/10/2018	69.36000	69.36000
ADV CORP TR - NAVELLIER DIAL HIGH INC OPP PORT SER75 - ADT 1058	35-2485433	00771K300	00771K318				ACTND075	9/10/2018	2.76000	0.59450
ADV CORP TR - NAVELLIER DIAL HIGH INC OPP PORT SER75 - ADT 1058	35-2485433	00771K300	00771K318				ACTND075	10/10/2018	2.76000	0.59450
ADV CORP TR - NAVELLIER DIAL HIGH INC OPP PORT SER75 - ADT 1058	35-2485433	00771K300	00771K318				ACTND075	11/10/2018	2.76000	0.59450
ADV CORP TR - NAVELLIER DIAL HIGH INC OPP PORT SER75 - ADT 1058	35-2485433	00771K300	00771K318				ACTND075	12/10/2018	2.75000	0.59235
ADV CORP TR - NAVELLIER DIAL HIGH INC OPP PORT SER76 - ADT 1059	35-2485478	00771K326	00771K334				ACTND076	1/10/2018	4.25000	0.69530
ADV CORP TR - NAVELLIER DIAL HIGH INC OPP PORT SER76 - ADT 1059	35-2485478	00771K326	00771K334				ACTND076	1/10/2018	28.10000	27.60825
ADV CORP TR - NAVELLIER DIAL HIGH INC OPP PORT SER76 - ADT 1059	35-2485478	00771K326	00771K334				ACTND076	2/10/2018	4.26000	0.69694
ADV CORP TR - NAVELLIER DIAL HIGH INC OPP PORT SER76 - ADT 1059	35-2485478	00771K326	00771K334				ACTND076	3/10/2018	4.26000	0.69694
ADV CORP TR - NAVELLIER DIAL HIGH INC OPP PORT SER76 - ADT 1059	35-2485478	00771K326	00771K334				ACTND076	4/10/2018	4.29000	0.70184
ADV CORP TR - NAVELLIER DIAL HIGH INC OPP PORT SER76 - ADT 1059	35-2485478	00771K326	00771K334				ACTND076	5/10/2018	4.26000	0.69694
ADV CORP TR - NAVELLIER DIAL HIGH INC OPP PORT SER76 - ADT 1059	35-2485478	00771K326	00771K334				ACTND076	5/10/2018	27.85000	27.36263
ADV CORP TR - NAVELLIER DIAL HIGH INC OPP PORT SER76 - ADT 1059	35-2485478	00771K326	00771K334				ACTND076	6/10/2018	4.16000	0.68058
ADV CORP TR - NAVELLIER DIAL HIGH INC OPP PORT SER76 - ADT 1059	35-2485478	00771K326	00771K334				ACTND076	7/10/2018	4.04000	0.66094
ADV CORP TR - NAVELLIER DIAL HIGH INC OPP PORT SER76 - ADT 1059	35-2485478	00771K326	00771K334				ACTND076	7/10/2018	27.86000	27.37245
ADV CORP TR - NAVELLIER DIAL HIGH INC OPP PORT SER76 - ADT 1059	35-2485478	00771K326	00771K334				ACTND076	8/10/2018	3.91000	0.63968
ADV CORP TR - NAVELLIER DIAL HIGH INC OPP PORT SER76 - ADT 1059	35-2485478	00771K326	00771K334				ACTND076	8/10/2018	72.38000	71.11335
ADV CORP TR - NAVELLIER DIAL HIGH INC OPP PORT SER76 - ADT 1059	35-2485478	00771K326	00771K334				ACTND076	9/10/2018	3.67000	0.60041
ADV CORP TR - NAVELLIER DIAL HIGH INC OPP PORT SER76 - ADT 1059	35-2485478	00771K326	00771K334				ACTND076	10/10/2018	3.61000	0.59060
ADV CORP TR - NAVELLIER DIAL HIGH INC OPP PORT SER76 - ADT 1059	35-2485478	00771K326	00771K334				ACTND076	10/10/2018	101.91000	100.12658
ADV CORP TR - NAVELLIER DIAL HIGH INC OPP PORT SER76 - ADT 1059	35-2485478	00771K326	00771K334				ACTND076	11/10/2018	3.18000	0.52025
ADV CORP TR - NAVELLIER DIAL HIGH INC OPP PORT SER76 - ADT 1059	35-2485478	00771K326	00771K334				ACTND076	12/10/2018	3.19000	0.52188
ADV CORP TR - NAVELLIER DIAL HIGH INC OPP PORT SER77 ADT 1061	35-2485490	00771K342	00771K359				ACTND077	1/10/2018	3.90000	0.94536
ADV CORP TR - NAVELLIER DIAL HIGH INC OPP PORT SER77 ADT 1061	35-2485490	00771K342	00771K359				ACTND077	1/10/2018	16.99000	16.99000
ADV CORP TR - NAVELLIER DIAL HIGH INC OPP PORT SER77 ADT 1061	35-2485490	00771K342	00771K359				ACTND077	2/10/2018	3.97000	0.96233
ADV CORP TR - NAVELLIER DIAL HIGH INC OPP PORT SER77 ADT 1061	35-2485490	00771K342	00771K359				ACTND077	3/10/2018	3.99000	0.96718
ADV CORP TR - NAVELLIER DIAL HIGH INC OPP PORT SER77 ADT 1061	35-2485490	00771K342	00771K359				ACTND077	4/10/2018	4.00000	0.96960
ADV CORP TR - NAVELLIER DIAL HIGH INC OPP PORT SER77 ADT 1061	35-2485490	00771K342	00771K359				ACTND077	5/10/2018	3.99000	0.96718
ADV CORP TR - NAVELLIER DIAL HIGH INC OPP PORT SER77 ADT 1061	35-2485490	00771K342	00771K359				ACTND077	5/10/2018	23.97000	23.97000
ADV CORP TR - NAVELLIER DIAL HIGH INC OPP PORT SER77 ADT 1061	35-2485490	00771K342	00771K359				ACTND077	6/10/2018	3.90000	0.94536
ADV CORP TR - NAVELLIER DIAL HIGH INC OPP PORT SER77 ADT 1061	35-2485490	00771K342	00771K359				ACTND077	7/10/2018	3.88000	0.94051
ADV CORP TR - NAVELLIER DIAL HIGH INC OPP PORT SER77 ADT 1061	35-2485490	00771K342	00771K359				ACTND077	8/10/2018	3.87000	0.93809
ADV CORP TR - NAVELLIER DIAL HIGH INC OPP PORT SER77 ADT 1061	35-2485490	00771K342	00771K359				ACTND077	8/10/2018	13.92000	13.92000
ADV CORP TR - NAVELLIER DIAL HIGH INC OPP PORT SER77 ADT 1061	35-2485490	00771K342	00771K359				ACTND077	9/10/2018	3.82000	0.92597
ADV CORP TR - NAVELLIER DIAL HIGH INC OPP PORT SER77 ADT 1061	35-2485490	00771K342	00771K359				ACTND077	10/10/2018	3.82000	0.92597
ADV CORP TR - NAVELLIER DIAL HIGH INC OPP PORT SER77 ADT 1061	35-2485490	00771K342	00771K359				ACTND077	10/10/2018	35.65000	35.65000
ADV CORP TR - NAVELLIER DIAL HIGH INC OPP PORT SER77 ADT 1061	35-2485490	00771K342	00771K359				ACTND077	11/10/2018	3.66000	0.88718
ADV CORP TR - NAVELLIER DIAL HIGH INC OPP PORT SER77 ADT 1061	35-2485490	00771K342	00771K359				ACTND077	12/10/2018	3.70000	0.89688
ADV CORP TR - NAVELLIER DIAL HIGH INC OPP PORT SER78 ADT 1062	35-2487150	00771K367	00771K375				ACTND078	1/10/2018	4.52000	0.91711
ADV CORP TR - NAVELLIER DIAL HIGH INC OPP PORT SER78 ADT 1062	35-2487150	00771K367	00771K375				ACTND078	1/10/2018	31.27000	31.27000
ADV CORP TR - NAVELLIER DIAL HIGH INC OPP PORT SER78 ADT 1062	35-2487150	00771K367	00771K375				ACTND078	2/10/2018	4.51000	0.91508

Issuer's Name	EIN	CUSIP 1	CUSIP 2	CUSIP 3	CUSIP 4	CUSIP 5	Ticker Symbol	Date of Corporate Action	Distribution Per Unit	Per Unit Reduction of Taxpayer's Basis
ADV CORP TR - NAVELLIER DIAL HIGH INC OPP PORT SER78 ADT 1062	35-2487150	00771K367	00771K375				ACTND078	3/10/2018	4.50000	0.91305
ADV CORP TR - NAVELLIER DIAL HIGH INC OPP PORT SER78 ADT 1062	35-2487150	00771K367	00771K375				ACTND078	3/10/2018	36.74000	36.74000
ADV CORP TR - NAVELLIER DIAL HIGH INC OPP PORT SER78 ADT 1062	35-2487150	00771K367	00771K375				ACTND078	4/10/2018	4.36000	0.88464
ADV CORP TR - NAVELLIER DIAL HIGH INC OPP PORT SER78 ADT 1062	35-2487150	00771K367	00771K375				ACTND078	5/10/2018	4.33000	0.87856
ADV CORP TR - NAVELLIER DIAL HIGH INC OPP PORT SER78 ADT 1062	35-2487150	00771K367	00771K375				ACTND078	5/10/2018	40.70000	40.70000
ADV CORP TR - NAVELLIER DIAL HIGH INC OPP PORT SER78 ADT 1062	35-2487150	00771K367	00771K375				ACTND078	6/10/2018	4.20000	0.85218
ADV CORP TR - NAVELLIER DIAL HIGH INC OPP PORT SER78 ADT 1062	35-2487150	00771K367	00771K375				ACTND078	7/10/2018	4.05000	0.82175
ADV CORP TR - NAVELLIER DIAL HIGH INC OPP PORT SER78 ADT 1062	35-2487150	00771K367	00771K375				ACTND078	7/10/2018	34.88000	34.88000
ADV CORP TR - NAVELLIER DIAL HIGH INC OPP PORT SER78 ADT 1062	35-2487150	00771K367	00771K375				ACTND078	8/10/2018	3.96000	0.80348
ADV CORP TR - NAVELLIER DIAL HIGH INC OPP PORT SER78 ADT 1062	35-2487150	00771K367	00771K375				ACTND078	8/10/2018	32.10000	32.10000
ADV CORP TR - NAVELLIER DIAL HIGH INC OPP PORT SER78 ADT 1062	35-2487150	00771K367	00771K375				ACTND078	9/10/2018	3.88000	0.78725
ADV CORP TR - NAVELLIER DIAL HIGH INC OPP PORT SER78 ADT 1062	35-2487150	00771K367	00771K375				ACTND078	10/10/2018	3.86000	0.78319
ADV CORP TR - NAVELLIER DIAL HIGH INC OPP PORT SER78 ADT 1062	35-2487150	00771K367	00771K375				ACTND078	10/10/2018	32.78000	32.78000
ADV CORP TR - NAVELLIER DIAL HIGH INC OPP PORT SER78 ADT 1062	35-2487150	00771K367	00771K375				ACTND078	11/10/2018	3.73000	0.75682
ADV CORP TR - NAVELLIER DIAL HIGH INC OPP PORT SER78 ADT 1062	35-2487150	00771K367	00771K375				ACTND078	12/10/2018	3.74000	0.75885
ADV CORP TR - NAVELLIER DIAL HIGH INC OPP PORT SER71 ADT 1034	35-2472995	00771K383	00771K391				ACTND071	1/10/2018	3.51000	0.92313
ADV CORP TR - NAVELLIER DIAL HIGH INC OPP PORT SER71 ADT 1034	35-2472995	00771K383	00771K391				ACTND071	2/10/2018	3.45000	0.90735
ADV CORP TR - NAVELLIER DIAL HIGH INC OPP PORT SER71 ADT 1034	35-2472995	00771K383	00771K391				ACTND071	3/10/2018	3.34000	0.87842
ADV CORP TR - NAVELLIER DIAL HIGH INC OPP PORT SER71 ADT 1034	35-2472995	00771K383	00771K391				ACTND071	3/10/2018	35.99000	35.87843
ADV CORP TR - NAVELLIER DIAL HIGH INC OPP PORT SER71 ADT 1034	35-2472995	00771K383	00771K391				ACTND071	4/10/2018	3.10000	0.81530
ADV CORP TR - NAVELLIER DIAL HIGH INC OPP PORT SER71 ADT 1034	35-2472995	00771K383	00771K391				ACTND071	4/10/2018	29.85000	29.75747
ADV CORP TR - NAVELLIER DIAL HIGH INC OPP PORT SER71 ADT 1034	35-2472995	00771K383	00771K391				ACTND071	5/10/2018	2.91000	0.76533
ADV CORP TR - NAVELLIER DIAL HIGH INC OPP PORT SER71 ADT 1034	35-2472995	00771K383	00771K391				ACTND071	5/10/2018	40.35000	40.22492
ADV CORP TR - NAVELLIER DIAL HIGH INC OPP PORT SER71 ADT 1034	35-2472995	00771K383	00771K391				ACTND071	6/10/2018	2.89000	0.76007
ADV CORP TR - NAVELLIER DIAL HIGH INC OPP PORT SER71 ADT 1034	35-2472995	00771K383	00771K391				ACTND071	6/10/2018	30.18000	30.08644
ADV CORP TR - NAVELLIER DIAL HIGH INC OPP PORT SER71 ADT 1034	35-2472995	00771K383	00771K391				ACTND071	7/10/2018	2.68000	0.70484
ADV CORP TR - NAVELLIER DIAL HIGH INC OPP PORT SER71 ADT 1034	35-2472995	00771K383	00771K391				ACTND071	7/10/2018	47.78000	47.63188
ADV CORP TR - NAVELLIER DIAL HIGH INC OPP PORT SER71 ADT 1034	35-2472995	00771K383	00771K391				ACTND071	8/10/2018	2.39000	0.62857
ADV CORP TR - NAVELLIER DIAL HIGH INC OPP PORT SER71 ADT 1034	35-2472995	00771K383	00771K391				ACTND071	9/10/2018	2.40000	0.63120
ADV CORP TR - NAVELLIER DIAL HIGH INC OPP PORT SER71 ADT 1034	35-2472995	00771K383	00771K391				ACTND071	10/10/2018	2.28000	0.59964
ADV CORP TR - NAVELLIER DIAL HIGH INC OPP PORT SER71 ADT 1034	35-2472995	00771K383	00771K391				ACTND071	10/10/2018	96.53000	96.23076
ADV CORP TR - NAVELLIER DIAL HIGH INC OPP PORT SER71 ADT 1034	35-2472995	00771K383	00771K391				ACTND071	11/10/2018	1.92000	0.50496
ADV CORP TR - NAVELLIER DIAL HIGH INC OPP PORT SER71 ADT 1034	35-2472995	00771K383	00771K391				ACTND071	12/10/2018	1.93000	0.50759
ADV CORP TR - HIGH YIELD BOND PORT, SER 2013-JUNE- A HIMCO PORT - ADT 1060	35-2475896	00771K409	00771K417				HYBD1306	1/10/2018	1.87000	0.62196
ADV CORP TR - HIGH YIELD BOND PORT, SER 2013-JUNE- A HIMCO PORT - ADT 1060	35-2475896	00771K409	00771K417				HYBD1306	2/10/2018	1.90000	0.63194
ADV CORP TR - HIGH YIELD BOND PORT, SER 2013-JUNE- A HIMCO PORT - ADT 1060	35-2475896	00771K409	00771K417				HYBD1306	3/10/2018	1.73000	0.57540
ADV CORP TR - HIGH YIELD BOND PORT, SER 2013-JUNE- A HIMCO PORT - ADT 1060	35-2475896	00771K409	00771K417				HYBD1306	3/10/2018	38.42000	38.42000
ADV CORP TR - HIGH YIELD BOND PORT, SER 2013-JUNE- A HIMCO PORT - ADT 1060	35-2475896	00771K409	00771K417				HYBD1306	4/10/2018	1.59000	0.52883
ADV CORP TR - HIGH YIELD BOND PORT, SER 2013-JUNE- A HIMCO PORT - ADT 1060	35-2475896	00771K409	00771K417				HYBD1306	5/10/2018	1.64000	0.54546
ADV CORP TR - HIGH YIELD BOND PORT, SER 2013-JUNE- A HIMCO PORT - ADT 1060	35-2475896	00771K409	00771K417				HYBD1306	6/10/2018	2.32000	0.77163
ADV CORP TR - HIGH YIELD BOND PORT, SER 2013-JUNE- A HIMCO PORT - ADT 1060	35-2475896	00771K409	00771K417				HYBD1306	7/10/2018	1.65000	0.54879
ADV CORP TR - HIGH YIELD BOND PORT, SER 2013-JUNE- A HIMCO PORT - ADT 1060	35-2475896	00771K409	00771K417				HYBD1306	8/10/2018	1.65000	0.54879
ADV CORP TR - HIGH YIELD BOND PORT, SER 2013-JUNE- A HIMCO PORT - ADT 1060	35-2475896	00771K409	00771K417				HYBD1306	9/10/2018	1.64000	0.54546
ADV CORP TR - HIGH YIELD BOND PORT, SER 2013-JUNE- A HIMCO PORT - ADT 1060	35-2475896	00771K409	00771K417				HYBD1306	10/10/2018	1.59000	0.52883
ADV CORP TR - HIGH YIELD BOND PORT, SER 2013-JUNE- A HIMCO PORT - ADT 1060	35-2475896	00771K409	00771K417				HYBD1306	11/10/2018	1.62000	0.53881
ADV CORP TR - HIGH YIELD BOND PORT, SER 2013-JUNE- A HIMCO PORT - ADT 1060	35-2475896	00771K409	00771K417				HYBD1306	12/10/2018	1.40000	0.46564
ADV CORP TR - HIGH YIELD BOND PORT, SER 2013-JUNE- A HIMCO PORT - ADT 1060	35-2475896	00771K409	00771K417				HYBD1306	12/10/2018	26.33000	26.33000
ADV CORP TR - NAVELLIER DIAL HIGH INC OPP PORT SER72 ADT 1035	35-2475897	00771K466	00771K474				ACTND072	1/10/2018	4.03000	0.85315
ADV CORP TR - NAVELLIER DIAL HIGH INC OPP PORT SER72 ADT 1035	35-2475897	00771K466	00771K474				ACTND072	2/10/2018	3.97000	0.84045
ADV CORP TR - NAVELLIER DIAL HIGH INC OPP PORT SER72 ADT 1035	35-2475897	00771K466	00771K474				ACTND072	2/10/2018	39.70000	39.70000
ADV CORP TR - NAVELLIER DIAL HIGH INC OPP PORT SER72 ADT 1035	35-2475897	00771K466	00771K474				ACTND072	3/10/2018	3.63000	0.76847
ADV CORP TR - NAVELLIER DIAL HIGH INC OPP PORT SER72 ADT 1035	35-2475897	00771K466	00771K474				ACTND072	3/10/2018	21.92000	21.92000
ADV CORP TR - NAVELLIER DIAL HIGH INC OPP PORT SER72 ADT 1035	35-2475897	00771K466	00771K474				ACTND072	4/10/2018	3.48000	0.73672
ADV CORP TR - NAVELLIER DIAL HIGH INC OPP PORT SER72 ADT 1035	35-2475897	00771K466	00771K474				ACTND072	4/10/2018	25.56000	25.56000
ADV CORP TR - NAVELLIER DIAL HIGH INC OPP PORT SER72 ADT 1035	35-2475897	00771K466	00771K474				ACTND072	5/10/2018	3.51000	0.74307
ADV CORP TR - NAVELLIER DIAL HIGH INC OPP PORT SER72 ADT 1035	35-2475897	00771K466	00771K474				ACTND072	6/10/2018	4.05000	0.85739
ADV CORP TR - NAVELLIER DIAL HIGH INC OPP PORT SER72 ADT 1035	35-2475897	00771K466	00771K474				ACTND072	6/10/2018	53.22000	53.22000
ADV CORP TR - NAVELLIER DIAL HIGH INC OPP PORT SER72 ADT 1035	35-2475897	00771K466	00771K474				ACTND072	7/10/2018	3.17000	0.67109
ADV CORP TR - NAVELLIER DIAL HIGH INC OPP PORT SER72 ADT 1035	35-2475897	00771K466	00771K474				ACTND072	8/10/2018	3.18000	0.67321
ADV CORP TR - NAVELLIER DIAL HIGH INC OPP PORT SER72 ADT 1035	35-2475897	00771K466	00771K474				ACTND072	9/10/2018	3.02000	0.63933
ADV CORP TR - NAVELLIER DIAL HIGH INC OPP PORT SER72 ADT 1035	35-2475897	00771K466	00771K474				ACTND072	9/10/2018	26.69000	26.69000
ADV CORP TR - NAVELLIER DIAL HIGH INC OPP PORT SER72 ADT 1035	35-2475897	00771K466	00771K474				ACTND072	10/10/2018	2.85000	2.85000
ADV CORP TR - NAVELLIER DIAL HIGH INC OPP PORT SER72 ADT 1035	35-2475897	00771K466	00771K474				ACTND072	10/10/2018	3.01000	0.63722
ADV CORP TR - NAVELLIER DIAL HIGH INC OPP PORT SER72 ADT 1035	35-2475897	00771K466	00771K474				ACTND072	11/10/2018	2.99000	0.63298

Issuer's Name	EIN	CUSIP 1	CUSIP 2	CUSIP 3	CUSIP 4	CUSIP 5	Ticker Symbol	Date of Corporate Action	Distribution Per Unit	Per Unit Reduction of Taxpayer's Basis
ADV CORP TR - NAVELLIER DIAL HIGH INC OPP PORT SER72 ADT 1035	35-2475897	00771K466	00771K474				ACTND072	12/10/2018	3.03000	0.64145
ADV CORP TR - NAVELLIER DIAL HIGH INC OPP PORT SER73 - ADT 1036	35-2479766	00771K524	00771K532				ACTND073	1/10/2018	3.92000	0.58643
ADV CORP TR - NAVELLIER DIAL HIGH INC OPP PORT SER73 - ADT 1036	35-2479766	00771K524	00771K532				ACTND073	1/10/2018	28.30000	28.30000
ADV CORP TR - NAVELLIER DIAL HIGH INC OPP PORT SER73 - ADT 1036	35-2479766	00771K524	00771K532				ACTND073	2/10/2018	3.91000	0.58494
ADV CORP TR - NAVELLIER DIAL HIGH INC OPP PORT SER73 - ADT 1036	35-2479766	00771K524	00771K532				ACTND073	3/10/2018	3.83000	0.57297
ADV CORP TR - NAVELLIER DIAL HIGH INC OPP PORT SER73 - ADT 1036	35-2479766	00771K524	00771K532				ACTND073	3/10/2018	26.93000	26.93000
ADV CORP TR - NAVELLIER DIAL HIGH INC OPP PORT SER73 - ADT 1036	35-2479766	00771K524	00771K532				ACTND073	4/10/2018	3.63000	0.54305
ADV CORP TR - NAVELLIER DIAL HIGH INC OPP PORT SER73 - ADT 1036	35-2479766	00771K524	00771K532				ACTND073	4/10/2018	37.58000	37.58000
ADV CORP TR - NAVELLIER DIAL HIGH INC OPP PORT SER73 - ADT 1036	35-2479766	00771K524	00771K532				ACTND073	5/10/2018	3.60000	0.53856
ADV CORP TR - NAVELLIER DIAL HIGH INC OPP PORT SER73 - ADT 1036	35-2479766	00771K524	00771K532				ACTND073	6/10/2018	3.64000	0.54454
ADV CORP TR - NAVELLIER DIAL HIGH INC OPP PORT SER73 - ADT 1036	35-2479766	00771K524	00771K532				ACTND073	6/10/2018	61.69000	61.69000
ADV CORP TR - NAVELLIER DIAL HIGH INC OPP PORT SER73 - ADT 1036	35-2479766	00771K524	00771K532				ACTND073	7/10/2018	3.25000	0.48620
ADV CORP TR - NAVELLIER DIAL HIGH INC OPP PORT SER73 - ADT 1036	35-2479766	00771K524	00771K532				ACTND073	8/10/2018	3.20000	0.47872
ADV CORP TR - NAVELLIER DIAL HIGH INC OPP PORT SER73 - ADT 1036	35-2479766	00771K524	00771K532				ACTND073	8/10/2018	76.19000	76.19000
ADV CORP TR - NAVELLIER DIAL HIGH INC OPP PORT SER73 - ADT 1036	35-2479766	00771K524	00771K532				ACTND073	9/10/2018	2.73000	0.40841
ADV CORP TR - NAVELLIER DIAL HIGH INC OPP PORT SER73 - ADT 1036	35-2479766	00771K524	00771K532				ACTND073	9/10/2018	39.28000	39.28000
ADV CORP TR - NAVELLIER DIAL HIGH INC OPP PORT SER73 - ADT 1036	35-2479766	00771K524	00771K532				ACTND073	10/10/2018	2.66000	0.39794
ADV CORP TR - NAVELLIER DIAL HIGH INC OPP PORT SER73 - ADT 1036	35-2479766	00771K524	00771K532				ACTND073	10/10/2018	43.79000	43.79000
ADV CORP TR - NAVELLIER DIAL HIGH INC OPP PORT SER73 - ADT 1036	35-2479766	00771K524	00771K532				ACTND073	11/10/2018	2.50000	0.37400
ADV CORP TR - NAVELLIER DIAL HIGH INC OPP PORT SER73 - ADT 1036	35-2479766	00771K524	00771K532				ACTND073	12/10/2018	2.52000	0.37699
ADV CORP TR - NAVELLIER DIAL HIGH INC OPP PORT SER74 - ADT 1037	35-2482810	00771L225	00771L233				ACTND074	1/10/2018	31.72000	30.66372
ADV CORP TR - NAVELLIER DIAL HIGH INC OPP PORT SER74 - ADT 1037	35-2482810	00771L225	00771L233				ACTND074	5/10/2018	36.79000	35.56489
ADV CORP TR - NAVELLIER DIAL HIGH INC OPP PORT SER74 - ADT 1037	35-2482810	00771L225	00771L233				ACTND074	6/10/2018	75.15000	72.64751
ADV CORP TR - NAVELLIER DIAL HIGH INC OPP PORT SER74 - ADT 1037	35-2482810	00771L225	00771L233				ACTND074	7/10/2018	34.74000	33.58316
ADV CORP TR - NAVELLIER DIAL HIGH INC OPP PORT SER74 - ADT 1037	35-2482810	00771L225	00771L233				ACTND074	8/10/2018	87.40000	84.48958
ADV CORP TR - NAVELLIER DIAL HIGH INC OPP PORT SER74 - ADT 1037	35-2482810	00771L225	00771L233				ACTND074	9/10/2018	36.50000	35.28455
ADV CORP TR - NAVELLIER DIAL HIGH INC OPP PORT SER74 - ADT 1037	35-2482810	00771L225	00771L233				ACTND074	10/10/2018	118.10000	114.16727
ADV CORP TR - HIGH YIELD BOND PORT, SER 2013-JULY- A HIMCO PORT - ADT 1086	35-2479738	00771L787	00771L795				HYBD1307	1/10/2018	1.97000	0.75648
ADV CORP TR - HIGH YIELD BOND PORT, SER 2013-JULY- A HIMCO PORT - ADT 1086	35-2479738	00771L787	00771L795				HYBD1307	2/10/2018	2.01000	0.77184
ADV CORP TR - HIGH YIELD BOND PORT, SER 2013-JULY- A HIMCO PORT - ADT 1086	35-2479738	00771L787	00771L795				HYBD1307	3/10/2018	1.83000	0.70272
ADV CORP TR - HIGH YIELD BOND PORT, SER 2013-JULY- A HIMCO PORT - ADT 1086	35-2479738	00771L787	00771L795				HYBD1307	3/10/2018	44.80000	44.80000
ADV CORP TR - HIGH YIELD BOND PORT, SER 2013-JULY- A HIMCO PORT - ADT 1086	35-2479738	00771L787	00771L795				HYBD1307	4/10/2018	1.66000	0.63744
ADV CORP TR - HIGH YIELD BOND PORT, SER 2013-JULY- A HIMCO PORT - ADT 1086	35-2479738	00771L787	00771L795				HYBD1307	5/10/2018	1.66000	0.63744
ADV CORP TR - HIGH YIELD BOND PORT, SER 2013-JULY- A HIMCO PORT - ADT 1086	35-2479738	00771L787	00771L795				HYBD1307	6/10/2018	2.57000	0.98688
ADV CORP TR - HIGH YIELD BOND PORT, SER 2013-JULY- A HIMCO PORT - ADT 1086	35-2479738	00771L787	00771L795				HYBD1307	7/10/2018	1.66000	0.63744
ADV CORP TR - HIGH YIELD BOND PORT, SER 2013-JULY- A HIMCO PORT - ADT 1086	35-2479738	00771L787	00771L795				HYBD1307	8/10/2018	1.65000	0.63360
ADV CORP TR - HIGH YIELD BOND PORT, SER 2013-JULY- A HIMCO PORT - ADT 1086	35-2479738	00771L787	00771L795				HYBD1307	9/10/2018	1.66000	0.63744
ADV CORP TR - HIGH YIELD BOND PORT, SER 2013-JULY- A HIMCO PORT - ADT 1086	35-2479738	00771L787	00771L795				HYBD1307	10/10/2018	1.66000	0.63744
ADV CORP TR - HIGH YIELD BOND PORT, SER 2013-JULY- A HIMCO PORT - ADT 1086	35-2479738	00771L787	00771L795				HYBD1307	11/10/2018	1.67000	0.64128
ADV CORP TR - HIGH YIELD BOND PORT, SER 2013-JULY- A HIMCO PORT - ADT 1086	35-2479738	00771L787	00771L795				HYBD1307	12/10/2018	1.49000	0.57216
ADV CORP TR - HIGH YIELD BOND PORT, SER 2013-JULY- A HIMCO PORT - ADT 1086	35-2479738	00771L787	00771L795				HYBD1307	12/10/2018	23.92000	23.92000
ADV CORP TR - HIGH YIELD BOND PORT, SER 2013-AUGUST- A HIMCO PORT - ADT 1088	35-2482809	00771L803	00771L811				HYBD1308	1/10/2018	2.02000	0.72781
ADV CORP TR - HIGH YIELD BOND PORT, SER 2013-AUGUST- A HIMCO PORT - ADT 1088	35-2482809	00771L803	00771L811				HYBD1308	2/10/2018	2.11000	0.76023
ADV CORP TR - HIGH YIELD BOND PORT, SER 2013-AUGUST- A HIMCO PORT - ADT 1088	35-2482809	00771L803	00771L811				HYBD1308	3/10/2018	1.94000	0.69898
ADV CORP TR - HIGH YIELD BOND PORT, SER 2013-AUGUST- A HIMCO PORT - ADT 1088	35-2482809	00771L803	00771L811				HYBD1308	3/10/2018	37.52000	37.52000
ADV CORP TR - HIGH YIELD BOND PORT, SER 2013-AUGUST- A HIMCO PORT - ADT 1088	35-2482809	00771L803	00771L811				HYBD1308	4/10/2018	1.78000	0.64133
ADV CORP TR - HIGH YIELD BOND PORT, SER 2013-AUGUST- A HIMCO PORT - ADT 1088	35-2482809	00771L803	00771L811				HYBD1308	5/10/2018	1.79000	0.64494
ADV CORP TR - HIGH YIELD BOND PORT, SER 2013-AUGUST- A HIMCO PORT - ADT 1088	35-2482809	00771L803	00771L811				HYBD1308	6/10/2018	2.62000	0.94399
ADV CORP TR - HIGH YIELD BOND PORT, SER 2013-AUGUST- A HIMCO PORT - ADT 1088	35-2482809	00771L803	00771L811				HYBD1308	7/10/2018	1.81000	0.65214
ADV CORP TR - HIGH YIELD BOND PORT, SER 2013-AUGUST- A HIMCO PORT - ADT 1088	35-2482809	00771L803	00771L811				HYBD1308	8/10/2018	1.82000	0.65575
ADV CORP TR - HIGH YIELD BOND PORT, SER 2013-AUGUST- A HIMCO PORT - ADT 1088	35-2482809	00771L803	00771L811				HYBD1308	9/10/2018	1.83000	0.65935
ADV CORP TR - HIGH YIELD BOND PORT, SER 2013-AUGUST- A HIMCO PORT - ADT 1088	35-2482809	00771L803	00771L811				HYBD1308	10/10/2018	1.84000	0.66295
ADV CORP TR - HIGH YIELD BOND PORT, SER 2013-AUGUST- A HIMCO PORT - ADT 1088	35-2482809	00771L803	00771L811				HYBD1308	11/10/2018	1.86000	0.67016
ADV CORP TR - HIGH YIELD BOND PORT, SER 2013-AUGUST- A HIMCO PORT - ADT 1088	35-2482809	00771L803	00771L811				HYBD1308	12/10/2018	1.51000	0.54405
ADV CORP TR - HIGH YIELD BOND PORT, SER 2013-AUGUST- A HIMCO PORT - ADT 1088	35-2482809	00771L803	00771L811				HYBD1308	12/10/2018	42.36000	42.36000
ADV CORP TR - HIGH YIELD BOND PORT, SER 2013-September- A HIMCO PORT - ADT 1090	35-2485411	00771M744	00771M751				HYBD1309	1/10/2018	2.50000	0.38850
ADV CORP TR - HIGH YIELD BOND PORT, SER 2013-September- A HIMCO PORT - ADT 1090	35-2485411	00771M744	00771M751				HYBD1309	2/10/2018	2.54000	0.39472
ADV CORP TR - HIGH YIELD BOND PORT, SER 2013-September- A HIMCO PORT - ADT 1090	35-2485411	00771M744	00771M751				HYBD1309	3/10/2018	2.36000	0.36674
ADV CORP TR - HIGH YIELD BOND PORT, SER 2013-September- A HIMCO PORT - ADT 1090	35-2485411	00771M744	00771M751				HYBD1309	3/10/2018	75.53000	75.53000
ADV CORP TR - HIGH YIELD BOND PORT, SER 2013-September- A HIMCO PORT - ADT 1090	35-2485411	00771M744	00771M751				HYBD1309	4/10/2018	1.96000	0.30458
ADV CORP TR - HIGH YIELD BOND PORT, SER 2013-September- A HIMCO PORT - ADT 1090	35-2485411	00771M744	00771M751				HYBD1309	5/10/2018	1.97000	0.30614
ADV CORP TR - HIGH YIELD BOND PORT, SER 2013-September- A HIMCO PORT - ADT 1090	35-2485411	00771M744	00771M751				HYBD1309	6/10/2018	2.56000	0.39782

Issuer's Name	EIN	CUSIP 1	CUSIP 2	CUSIP 3	CUSIP 4	CUSIP 5	Ticker Symbol	Date of Corporate Action	Distribution Per Unit	Per Unit Reduction of Taxpayer's Basis
ADV CORP TR - HIGH YIELD BOND PORT, SER 2013-September- A HIMCO PORT - ADT 1090	35-2485411	00771M744	00771M751				HYBD1309	7/10/2018	1.98000	0.30769
ADV CORP TR - HIGH YIELD BOND PORT, SER 2013-September- A HIMCO PORT - ADT 1090	35-2485411	00771M744	00771M751				HYBD1309	8/10/2018	2.00000	0.31080
ADV CORP TR - HIGH YIELD BOND PORT, SER 2013-September- A HIMCO PORT - ADT 1090	35-2485411	00771M744	00771M751				HYBD1309	9/10/2018	1.75000	0.27195
ADV CORP TR - HIGH YIELD BOND PORT, SER 2013-September- A HIMCO PORT - ADT 1090	35-2485411	00771M744	00771M751				HYBD1309	9/10/2018	38.84000	38.84000
ADV CORP TR - HIGH YIELD BOND PORT, SER 2013-September- A HIMCO PORT - ADT 1090	35-2485411	00771M744	00771M751				HYBD1309	10/10/2018	1.72000	0.26729
ADV CORP TR - HIGH YIELD BOND PORT, SER 2013-September- A HIMCO PORT - ADT 1090	35-2485411	00771M744	00771M751				HYBD1309	11/10/2018	1.74000	0.27040
ADV CORP TR - HIGH YIELD BOND PORT, SER 2013-September- A HIMCO PORT - ADT 1090	35-2485411	00771M744	00771M751				HYBD1309	12/10/2018	1.73000	0.26884
ADV CORP TR - HIGH YIELD BOND PORT, SER 8 - A HIMCO PORT - ADT 1091	35-2485481	00771M769	00771M777				HYBD008	1/10/2018	2.71000	0.46124
ADV CORP TR - HIGH YIELD BOND PORT, SER 8 - A HIMCO PORT - ADT 1091	35-2485481	00771M769	00771M777				HYBD008	2/10/2018	2.72000	0.46294
ADV CORP TR - HIGH YIELD BOND PORT, SER 8 - A HIMCO PORT - ADT 1091	35-2485481	00771M769	00771M777				HYBD008	3/10/2018	2.58000	0.43912
ADV CORP TR - HIGH YIELD BOND PORT, SER 8 - A HIMCO PORT - ADT 1091	35-2485481	00771M769	00771M777				HYBD008	3/10/2018	50.15000	50.15000
ADV CORP TR - HIGH YIELD BOND PORT, SER 8 - A HIMCO PORT - ADT 1091	35-2485481	00771M769	00771M777				HYBD008	4/10/2018	2.18000	0.37104
ADV CORP TR - HIGH YIELD BOND PORT, SER 8 - A HIMCO PORT - ADT 1091	35-2485481	00771M769	00771M777				HYBD008	4/10/2018	53.84000	53.84000
ADV CORP TR - HIGH YIELD BOND PORT, SER 8 - A HIMCO PORT - ADT 1091	35-2485481	00771M769	00771M777				HYBD008	5/10/2018	1.97000	0.33529
ADV CORP TR - HIGH YIELD BOND PORT, SER 8 - A HIMCO PORT - ADT 1091	35-2485481	00771M769	00771M777				HYBD008	6/10/2018	2.02000	0.34380
ADV CORP TR - HIGH YIELD BOND PORT, SER 8 - A HIMCO PORT - ADT 1091	35-2485481	00771M769	00771M777				HYBD008	7/10/2018	2.06000	0.35061
ADV CORP TR - HIGH YIELD BOND PORT, SER 8 - A HIMCO PORT - ADT 1091	35-2485481	00771M769	00771M777				HYBD008	8/10/2018	2.08000	0.35402
ADV CORP TR - HIGH YIELD BOND PORT, SER 8 - A HIMCO PORT - ADT 1091	35-2485481	00771M769	00771M777				HYBD008	9/10/2018	1.78000	0.30296
ADV CORP TR - HIGH YIELD BOND PORT, SER 8 - A HIMCO PORT - ADT 1091	35-2485481	00771M769	00771M777				HYBD008	9/10/2018	34.14000	34.14000
ADV CORP TR - HIGH YIELD BOND PORT, SER 8 - A HIMCO PORT - ADT 1091	35-2485481	00771M769	00771M777				HYBD008	10/10/2018	1.75000	0.29785
ADV CORP TR - HIGH YIELD BOND PORT, SER 8 - A HIMCO PORT - ADT 1091	35-2485481	00771M769	00771M777				HYBD008	11/10/2018	1.78000	0.30296
ADV CORP TR - HIGH YIELD BOND PORT, SER 8 - A HIMCO PORT - ADT 1091	35-2485481	00771M769	00771M777				HYBD008	12/10/2018	1.80000	0.30636
GNMA ADVANTAGE INCOME PORTFOLIO SERIES 21 ADT 1128	35-2487207	00771N742	00771N759				GNMA021	1/1/2018	0.01970	0.00135
GNMA ADVANTAGE INCOME PORTFOLIO SERIES 21 ADT 1128	35-2487207	00771N742	00771N759				GNMA021	2/1/2018	0.02120	0.00145
GNMA ADVANTAGE INCOME PORTFOLIO SERIES 21 ADT 1128	35-2487207	00771N742	00771N759				GNMA021	3/1/2018	0.01930	0.00132
GNMA ADVANTAGE INCOME PORTFOLIO SERIES 21 ADT 1128	35-2487207	00771N742	00771N759				GNMA021	4/1/2018	0.01890	0.00129
GNMA ADVANTAGE INCOME PORTFOLIO SERIES 21 ADT 1128	35-2487207	00771N742	00771N759				GNMA021	5/1/2018	0.02060	0.00141
GNMA ADVANTAGE INCOME PORTFOLIO SERIES 21 ADT 1128	35-2487207	00771N742	00771N759				GNMA021	6/1/2018	0.01970	0.00135
GNMA ADVANTAGE INCOME PORTFOLIO SERIES 21 ADT 1128	35-2487207	00771N742	00771N759				GNMA021	7/1/2018	0.01960	0.00134
GNMA ADVANTAGE INCOME PORTFOLIO SERIES 21 ADT 1128	35-2487207	00771N742	00771N759				GNMA021	8/1/2018	0.02580	0.00177
GNMA ADVANTAGE INCOME PORTFOLIO SERIES 21 ADT 1128	35-2487207	00771N742	00771N759				GNMA021	9/1/2018	0.02230	0.00153
GNMA ADVANTAGE INCOME PORTFOLIO SERIES 21 ADT 1128	35-2487207	00771N742	00771N759				GNMA021	10/1/2018	0.02710	0.00186
GNMA ADVANTAGE INCOME PORTFOLIO SERIES 21 ADT 1128	35-2487207	00771N742	00771N759				GNMA021	11/1/2018	0.02260	0.00155
GNMA ADVANTAGE INCOME PORTFOLIO SERIES 21 ADT 1128	35-2487207	00771N742	00771N759				GNMA021	12/1/2018	0.02190	0.00150
GNMA ADVANTAGE INCOME PORTFOLIO SERIES 21 ADT 1128	35-2487207	00771N742	00771N759				GNMA021	12/19/2018	0.01210	0.01210
ADV CORP TR - HIGH YIELD BOND PORT, SER 10 - A HIMCO PORT - ADT 1130	35-2494807	00771N767	00771N775				HYBD010	1/10/2018	1.98000	0.41996
ADV CORP TR - HIGH YIELD BOND PORT, SER 10 - A HIMCO PORT - ADT 1130	35-2494807	00771N767	00771N775				HYBD010	2/10/2018	2.02000	0.42844
ADV CORP TR - HIGH YIELD BOND PORT, SER 10 - A HIMCO PORT - ADT 1130	35-2494807	00771N767	00771N775				HYBD010	3/10/2018	2.02000	0.42844
ADV CORP TR - HIGH YIELD BOND PORT, SER 10 - A HIMCO PORT - ADT 1130	35-2494807	00771N767	00771N775				HYBD010	4/10/2018	2.03000	0.43056
ADV CORP TR - HIGH YIELD BOND PORT, SER 10 - A HIMCO PORT - ADT 1130	35-2494807	00771N767	00771N775				HYBD010	5/10/2018	2.03000	0.43056
ADV CORP TR - HIGH YIELD BOND PORT, SER 10 - A HIMCO PORT - ADT 1130	35-2494807	00771N767	00771N775				HYBD010	6/10/2018	2.05000	0.43481
ADV CORP TR - HIGH YIELD BOND PORT, SER 10 - A HIMCO PORT - ADT 1130	35-2494807	00771N767	00771N775				HYBD010	7/10/2018	2.02000	0.42844
ADV CORP TR - HIGH YIELD BOND PORT, SER 10 - A HIMCO PORT - ADT 1130	35-2494807	00771N767	00771N775				HYBD010	8/10/2018	2.03000	0.43056
ADV CORP TR - HIGH YIELD BOND PORT, SER 10 - A HIMCO PORT - ADT 1130	35-2494807	00771N767	00771N775				HYBD010	9/10/2018	2.03000	0.43056
ADV CORP TR - HIGH YIELD BOND PORT, SER 10 - A HIMCO PORT - ADT 1130	35-2494807	00771N767	00771N775				HYBD010	10/10/2018	2.05000	0.43481
ADV CORP TR - HIGH YIELD BOND PORT, SER 10 - A HIMCO PORT - ADT 1130	35-2494807	00771N767	00771N775				HYBD010	11/10/2018	2.06000	0.43693
ADV CORP TR - HIGH YIELD BOND PORT, SER 10 - A HIMCO PORT - ADT 1130	35-2494807	00771N767	00771N775				HYBD010	12/10/2018	2.07000	0.43905
ADV CORP TR - HIGH YIELD BOND PORT, SER 9 - A HIMCO PORT - ADT 1129	35-2487206	00771N783	00771N791				HYBD009	1/10/2018	3.36000	0.59338
ADV CORP TR - HIGH YIELD BOND PORT, SER 9 - A HIMCO PORT - ADT 1129	35-2487206	00771N783	00771N791				HYBD009	2/10/2018	3.42000	0.60397
ADV CORP TR - HIGH YIELD BOND PORT, SER 9 - A HIMCO PORT - ADT 1129	35-2487206	00771N783	00771N791				HYBD009	3/10/2018	3.44000	0.60750
ADV CORP TR - HIGH YIELD BOND PORT, SER 9 - A HIMCO PORT - ADT 1129	35-2487206	00771N783	00771N791				HYBD009	4/10/2018	3.44000	0.60750
ADV CORP TR - HIGH YIELD BOND PORT, SER 9 - A HIMCO PORT - ADT 1129	35-2487206	00771N783	00771N791				HYBD009	5/10/2018	3.44000	0.60750
ADV CORP TR - HIGH YIELD BOND PORT, SER 9 - A HIMCO PORT - ADT 1129	35-2487206	00771N783	00771N791				HYBD009	6/10/2018	3.44000	0.60750
ADV CORP TR - HIGH YIELD BOND PORT, SER 9 - A HIMCO PORT - ADT 1129	35-2487206	00771N783	00771N791				HYBD009	7/10/2018	3.44000	0.60750
ADV CORP TR - HIGH YIELD BOND PORT, SER 9 - A HIMCO PORT - ADT 1129	35-2487206	00771N783	00771N791				HYBD009	8/10/2018	3.44000	0.60750
ADV CORP TR - HIGH YIELD BOND PORT, SER 9 - A HIMCO PORT - ADT 1129	35-2487206	00771N783	00771N791				HYBD009	9/10/2018	3.10000	0.54746
ADV CORP TR - HIGH YIELD BOND PORT, SER 9 - A HIMCO PORT - ADT 1129	35-2487206	00771N783	00771N791				HYBD009	9/10/2018	48.44000	48.44000
ADV CORP TR - HIGH YIELD BOND PORT, SER 9 - A HIMCO PORT - ADT 1129	35-2487206	00771N783	00771N791				HYBD009	10/10/2018	3.07000	0.54216
ADV CORP TR - HIGH YIELD BOND PORT, SER 9 - A HIMCO PORT - ADT 1129	35-2487206	00771N783	00771N791				HYBD009	11/10/2018	3.09000	0.54569
ADV CORP TR - HIGH YIELD BOND PORT, SER 9 - A HIMCO PORT - ADT 1129	35-2487206	00771N783	00771N791				HYBD009	12/10/2018	3.10000	0.54746
ADV CORP TR - NAVELLIER DIAL HIGH INC OPP PORT SER79 ADT 1150	35-2490099	00771Q745	00771Q752				ACTND079	1/10/2018	4.34000	0.43226
ADV CORP TR - NAVELLIER DIAL HIGH INC OPP PORT SER79 ADT 1150	35-2490099	00771Q745	00771Q752				ACTND079	2/10/2018	4.31000	0.42928

Issuer's Name	EIN	CUSIP 1	CUSIP 2	CUSIP 3	CUSIP 4	CUSIP 5	Ticker Symbol	Date of Corporate Action	Distribution Per Unit	Per Unit Reduction of Taxpayer's Basis
ADV CORP TR - NAVELLIER DIAL HIGH INC OPP PORT SER79 ADT 1150	35-2490099	00771Q745	00771Q752				ACTND079	3/10/2018	4.29000	0.42728
ADV CORP TR - NAVELLIER DIAL HIGH INC OPP PORT SER79 ADT 1150	35-2490099	00771Q745	00771Q752				ACTND079	3/10/2018	37.62000	37.62000
ADV CORP TR - NAVELLIER DIAL HIGH INC OPP PORT SER79 ADT 1150	35-2490099	00771Q745	00771Q752				ACTND079	4/10/2018	4.15000	0.41334
ADV CORP TR - NAVELLIER DIAL HIGH INC OPP PORT SER79 ADT 1150	35-2490099	00771Q745	00771Q752				ACTND079	5/10/2018	4.06000	0.40438
ADV CORP TR - NAVELLIER DIAL HIGH INC OPP PORT SER79 ADT 1150	35-2490099	00771Q745	00771Q752				ACTND079	5/10/2018	111.63000	111.63000
ADV CORP TR - NAVELLIER DIAL HIGH INC OPP PORT SER79 ADT 1150	35-2490099	00771Q745	00771Q752				ACTND079	6/10/2018	3.66000	0.36454
ADV CORP TR - NAVELLIER DIAL HIGH INC OPP PORT SER79 ADT 1150	35-2490099	00771Q745	00771Q752				ACTND079	7/10/2018	3.52000	0.35059
ADV CORP TR - NAVELLIER DIAL HIGH INC OPP PORT SER79 ADT 1150	35-2490099	00771Q745	00771Q752				ACTND079	7/10/2018	25.15000	25.15000
ADV CORP TR - NAVELLIER DIAL HIGH INC OPP PORT SER79 ADT 1150	35-2490099	00771Q745	00771Q752				ACTND079	8/10/2018	3.50000	0.34860
ADV CORP TR - NAVELLIER DIAL HIGH INC OPP PORT SER79 ADT 1150	35-2490099	00771Q745	00771Q752				ACTND079	9/10/2018	3.50000	0.34860
ADV CORP TR - NAVELLIER DIAL HIGH INC OPP PORT SER79 ADT 1150	35-2490099	00771Q745	00771Q752				ACTND079	10/10/2018	3.49000	0.34760
ADV CORP TR - NAVELLIER DIAL HIGH INC OPP PORT SER79 ADT 1150	35-2490099	00771Q745	00771Q752				ACTND079	10/10/2018	28.48000	28.48000
ADV CORP TR - NAVELLIER DIAL HIGH INC OPP PORT SER79 ADT 1150	35-2490099	00771Q745	00771Q752				ACTND079	11/10/2018	3.35000	0.33366
ADV CORP TR - NAVELLIER DIAL HIGH INC OPP PORT SER79 ADT 1150	35-2490099	00771Q745	00771Q752				ACTND079	12/10/2018	3.37000	0.33565
ADV CORP TR - NAVELLIER DIAL HIGH INC OPP PORT SER80 ADT 1151	35-2490210	00771Q786	00771Q794				ACTND080	1/10/2018	4.47000	0.62044
ADV CORP TR - NAVELLIER DIAL HIGH INC OPP PORT SER80 ADT 1151	35-2490210	00771Q786	00771Q794				ACTND080	2/10/2018	4.48000	0.62182
ADV CORP TR - NAVELLIER DIAL HIGH INC OPP PORT SER80 ADT 1151	35-2490210	00771Q786	00771Q794				ACTND080	3/10/2018	4.13000	0.57324
ADV CORP TR - NAVELLIER DIAL HIGH INC OPP PORT SER80 ADT 1151	35-2490210	00771Q786	00771Q794				ACTND080	3/10/2018	149.07000	149.07000
ADV CORP TR - NAVELLIER DIAL HIGH INC OPP PORT SER80 ADT 1151	35-2490210	00771Q786	00771Q794				ACTND080	4/10/2018	3.64000	0.50523
ADV CORP TR - NAVELLIER DIAL HIGH INC OPP PORT SER80 ADT 1151	35-2490210	00771Q786	00771Q794				ACTND080	5/10/2018	3.61000	0.50107
ADV CORP TR - NAVELLIER DIAL HIGH INC OPP PORT SER80 ADT 1151	35-2490210	00771Q786	00771Q794				ACTND080	6/10/2018	3.62000	0.50246
ADV CORP TR - NAVELLIER DIAL HIGH INC OPP PORT SER80 ADT 1151	35-2490210	00771Q786	00771Q794				ACTND080	7/10/2018	3.46000	0.48025
ADV CORP TR - NAVELLIER DIAL HIGH INC OPP PORT SER80 ADT 1151	35-2490210	00771Q786	00771Q794				ACTND080	7/10/2018	39.69000	39.69000
ADV CORP TR - NAVELLIER DIAL HIGH INC OPP PORT SER80 ADT 1151	35-2490210	00771Q786	00771Q794				ACTND080	8/10/2018	3.39000	0.47053
ADV CORP TR - NAVELLIER DIAL HIGH INC OPP PORT SER80 ADT 1151	35-2490210	00771Q786	00771Q794				ACTND080	9/10/2018	3.41000	0.47331
ADV CORP TR - NAVELLIER DIAL HIGH INC OPP PORT SER80 ADT 1151	35-2490210	00771Q786	00771Q794				ACTND080	10/10/2018	1.67000	1.67000
ADV CORP TR - NAVELLIER DIAL HIGH INC OPP PORT SER80 ADT 1151	35-2490210	00771Q786	00771Q794				ACTND080	10/10/2018	3.41000	0.47331
ADV CORP TR - NAVELLIER DIAL HIGH INC OPP PORT SER80 ADT 1151	35-2490210	00771Q786	00771Q794				ACTND080	11/10/2018	3.39000	0.47053
ADV CORP TR - NAVELLIER DIAL HIGH INC OPP PORT SER80 ADT 1151	35-2490210	00771Q786	00771Q794				ACTND080	12/10/2018	3.40000	0.47192
ADV CORP TR - NAVELLIER DIAL HIGH INC OPP PORT SER81 ADT 1152	35-2492532	00771Q802	00771Q810				ACTND081	1/10/2018	4.75000	1.02695
ADV CORP TR - NAVELLIER DIAL HIGH INC OPP PORT SER81 ADT 1152	35-2492532	00771Q802	00771Q810				ACTND081	2/10/2018	4.70000	1.01614
ADV CORP TR - NAVELLIER DIAL HIGH INC OPP PORT SER81 ADT 1152	35-2492532	00771Q802	00771Q810				ACTND081	3/10/2018	4.38000	0.94696
ADV CORP TR - NAVELLIER DIAL HIGH INC OPP PORT SER81 ADT 1152	35-2492532	00771Q802	00771Q810				ACTND081	3/10/2018	106.07000	106.07000
ADV CORP TR - NAVELLIER DIAL HIGH INC OPP PORT SER81 ADT 1152	35-2492532	00771Q802	00771Q810				ACTND081	4/10/2018	4.05000	0.87561
ADV CORP TR - NAVELLIER DIAL HIGH INC OPP PORT SER81 ADT 1152	35-2492532	00771Q802	00771Q810				ACTND081	5/10/2018	4.03000	0.87129
ADV CORP TR - NAVELLIER DIAL HIGH INC OPP PORT SER81 ADT 1152	35-2492532	00771Q802	00771Q810				ACTND081	6/10/2018	4.04000	0.87345
ADV CORP TR - NAVELLIER DIAL HIGH INC OPP PORT SER81 ADT 1152	35-2492532	00771Q802	00771Q810				ACTND081	7/10/2018	3.87000	0.83669
ADV CORP TR - NAVELLIER DIAL HIGH INC OPP PORT SER81 ADT 1152	35-2492532	00771Q802	00771Q810				ACTND081	7/10/2018	42.69000	42.69000
ADV CORP TR - NAVELLIER DIAL HIGH INC OPP PORT SER81 ADT 1152	35-2492532	00771Q802	00771Q810				ACTND081	8/10/2018	3.82000	0.82588
ADV CORP TR - NAVELLIER DIAL HIGH INC OPP PORT SER81 ADT 1152	35-2492532	00771Q802	00771Q810				ACTND081	9/10/2018	3.82000	0.82588
ADV CORP TR - NAVELLIER DIAL HIGH INC OPP PORT SER81 ADT 1152	35-2492532	00771Q802	00771Q810				ACTND081	10/10/2018	3.82000	0.82588
ADV CORP TR - NAVELLIER DIAL HIGH INC OPP PORT SER81 ADT 1152	35-2492532	00771Q802	00771Q810				ACTND081	11/10/2018	3.84000	0.83021
ADV CORP TR - NAVELLIER DIAL HIGH INC OPP PORT SER81 ADT 1152	35-2492532	00771Q802	00771Q810				ACTND081	12/10/2018	3.84000	0.83021
ADV CORP TR - NAVELLIER DIAL HIGH INC OPP PORT SER82 ADT 1153	35-2494808	00771Q828	00771Q836				ACTND082	1/10/2018	4.62000	0.84269
ADV CORP TR - NAVELLIER DIAL HIGH INC OPP PORT SER82 ADT 1153	35-2494808	00771Q828	00771Q836				ACTND082	2/10/2018	4.59000	0.83722
ADV CORP TR - NAVELLIER DIAL HIGH INC OPP PORT SER82 ADT 1153	35-2494808	00771Q828	00771Q836				ACTND082	3/10/2018	4.48000	0.81715
ADV CORP TR - NAVELLIER DIAL HIGH INC OPP PORT SER82 ADT 1153	35-2494808	00771Q828	00771Q836				ACTND082	3/10/2018	33.87000	33.87000
ADV CORP TR - NAVELLIER DIAL HIGH INC OPP PORT SER82 ADT 1153	35-2494808	00771Q828	00771Q836				ACTND082	4/10/2018	4.38000	0.79891
ADV CORP TR - NAVELLIER DIAL HIGH INC OPP PORT SER82 ADT 1153	35-2494808	00771Q828	00771Q836				ACTND082	5/10/2018	4.39000	0.80074
ADV CORP TR - NAVELLIER DIAL HIGH INC OPP PORT SER82 ADT 1153	35-2494808	00771Q828	00771Q836				ACTND082	6/10/2018	4.38000	0.79891
ADV CORP TR - NAVELLIER DIAL HIGH INC OPP PORT SER82 ADT 1153	35-2494808	00771Q828	00771Q836				ACTND082	7/10/2018	4.40000	0.80256
ADV CORP TR - NAVELLIER DIAL HIGH INC OPP PORT SER82 ADT 1153	35-2494808	00771Q828	00771Q836				ACTND082	8/10/2018	4.41000	0.80438
ADV CORP TR - NAVELLIER DIAL HIGH INC OPP PORT SER82 ADT 1153	35-2494808	00771Q828	00771Q836				ACTND082	9/10/2018	4.39000	0.80074
ADV CORP TR - NAVELLIER DIAL HIGH INC OPP PORT SER82 ADT 1153	35-2494808	00771Q828	00771Q836				ACTND082	10/10/2018	4.34000	0.79162
ADV CORP TR - NAVELLIER DIAL HIGH INC OPP PORT SER82 ADT 1153	35-2494808	00771Q828	00771Q836				ACTND082	10/10/2018	42.63000	42.63000
ADV CORP TR - NAVELLIER DIAL HIGH INC OPP PORT SER82 ADT 1153	35-2494808	00771Q828	00771Q836				ACTND082	11/10/2018	4.19000	0.76426
ADV CORP TR - NAVELLIER DIAL HIGH INC OPP PORT SER82 ADT 1153	35-2494808	00771Q828	00771Q836				ACTND082	12/10/2018	4.18000	0.76243
ADV CORP TR - GLO INV GRADE BOND PORT PORT, SER FEB 2014 - A HIMCO PORT - ADT 1	35-2490208	00771T749	00771T756				GIBD0214	1/10/2018	3.57000	0.12281
ADV CORP TR - GLO INV GRADE BOND PORT PORT, SER FEB 2014 - A HIMCO PORT - ADT 1	35-2490208	00771T749	00771T756				GIBD0214	2/10/2018	3.44000	0.11834
ADV CORP TR - GLO INV GRADE BOND PORT PORT, SER FEB 2014 - A HIMCO PORT - ADT 1	35-2490208	00771T749	00771T756				GIBD0214	3/10/2018	3.41000	0.11730
ADV CORP TR - GLO INV GRADE BOND PORT PORT, SER FEB 2014 - A HIMCO PORT - ADT 1	35-2490208	00771T749	00771T756				GIBD0214	3/10/2018	12.27000	12.27000
ADV CORP TR - GLO INV GRADE BOND PORT PORT, SER FEB 2014 - A HIMCO PORT - ADT 1	35-2490208	00771T749	00771T756				GIBD0214	4/10/2018	3.39000	0.11662
ADV CORP TR - GLO INV GRADE BOND PORT PORT, SER FEB 2014 - A HIMCO PORT - ADT 1	35-2490208	00771T749	00771T756				GIBD0214	5/10/2018	3.44000	0.11834

Issuer's Name	EIN	CUSIP 1	CUSIP 2	CUSIP 3	CUSIP 4	CUSIP 5	Ticker Symbol	Date of Corporate Action	Distribution Per Unit	Per Unit Reduction of Taxpayer's Basis
ADV CORP TR - GLO INV GRADE BOND PORT PORT, SER FEB 2014 - A HIMCO PORT - ADT 1	35-2490208	00771T749	00771T756				GIBD0214	6/10/2018	3.38000	0.11627
ADV CORP TR - GLO INV GRADE BOND PORT PORT, SER FEB 2014 - A HIMCO PORT - ADT 1	35-2490208	00771T749	00771T756				GIBD0214	7/10/2018	3.45000	0.11868
ADV CORP TR - GLO INV GRADE BOND PORT PORT, SER FEB 2014 - A HIMCO PORT - ADT 1	35-2490208	00771T749	00771T756				GIBD0214	8/10/2018	3.21000	0.11042
ADV CORP TR - GLO INV GRADE BOND PORT PORT, SER FEB 2014 - A HIMCO PORT - ADT 1	35-2490208	00771T749	00771T756				GIBD0214	8/10/2018	33.69000	33.69000
ADV CORP TR - GLO INV GRADE BOND PORT PORT, SER FEB 2014 - A HIMCO PORT - ADT 1	35-2490208	00771T749	00771T756				GIBD0214	9/10/2018	3.16000	0.10870
ADV CORP TR - GLO INV GRADE BOND PORT PORT, SER FEB 2014 - A HIMCO PORT - ADT 1	35-2490208	00771T749	00771T756				GIBD0214	10/10/2018	3.17000	0.10905
ADV CORP TR - GLO INV GRADE BOND PORT PORT, SER FEB 2014 - A HIMCO PORT - ADT 1	35-2490208	00771T749	00771T756				GIBD0214	11/10/2018	3.23000	0.11111
ADV CORP TR - GLO INV GRADE BOND PORT PORT, SER FEB 2014 - A HIMCO PORT - ADT 1	35-2490208	00771T749	00771T756				GIBD0214	12/10/2018	3.24000	0.11146
ADV CORP TR - NAVELLIER DIAL HIGH INC OPP PORT SERDECEMBER 2013 - ADT 1185	35-2490146	00771T764	00771T772				ACTND13D	1/10/2018	2.26000	0.15165
ADV CORP TR - NAVELLIER DIAL HIGH INC OPP PORT SERDECEMBER 2013 - ADT 1185	35-2490146	00771T764	00771T772				ACTND13D	1/10/2018	44.10000	43.62813
ADV CORP TR - NAVELLIER DIAL HIGH INC OPP PORT SERDECEMBER 2013 - ADT 1185	35-2490146	00771T764	00771T772				ACTND13D	2/10/2018	2.22000	0.14896
ADV CORP TR - NAVELLIER DIAL HIGH INC OPP PORT SERDECEMBER 2013 - ADT 1185	35-2490146	00771T764	00771T772				ACTND13D	3/10/2018	2.22000	0.14896
ADV CORP TR - NAVELLIER DIAL HIGH INC OPP PORT SERDECEMBER 2013 - ADT 1185	35-2490146	00771T764	00771T772				ACTND13D	4/10/2018	2.22000	0.14896
ADV CORP TR - NAVELLIER DIAL HIGH INC OPP PORT SERDECEMBER 2013 - ADT 1185	35-2490146	00771T764	00771T772				ACTND13D	5/10/2018	2.17000	0.14561
ADV CORP TR - NAVELLIER DIAL HIGH INC OPP PORT SERDECEMBER 2013 - ADT 1185	35-2490146	00771T764	00771T772				ACTND13D	5/10/2018	48.96000	48.43613
ADV CORP TR - NAVELLIER DIAL HIGH INC OPP PORT SERDECEMBER 2013 - ADT 1185	35-2490146	00771T764	00771T772				ACTND13D	6/10/2018	2.00000	0.13420
ADV CORP TR - NAVELLIER DIAL HIGH INC OPP PORT SERDECEMBER 2013 - ADT 1185	35-2490146	00771T764	00771T772				ACTND13D	7/10/2018	1.76000	0.11810
ADV CORP TR - NAVELLIER DIAL HIGH INC OPP PORT SERDECEMBER 2013 - ADT 1185	35-2490146	00771T764	00771T772				ACTND13D	7/10/2018	94.20000	93.19206
ADV CORP TR - NAVELLIER DIAL HIGH INC OPP PORT SERDECEMBER 2013 - ADT 1185	35-2490146	00771T764	00771T772				ACTND13D	8/10/2018	1.48000	0.09931
ADV CORP TR - NAVELLIER DIAL HIGH INC OPP PORT SERDECEMBER 2013 - ADT 1185	35-2490146	00771T764	00771T772				ACTND13D	9/10/2018	1.49000	0.09998
ADV CORP TR - NAVELLIER DIAL HIGH INC OPP PORT SERDECEMBER 2013 - ADT 1185	35-2490146	00771T764	00771T772				ACTND13D	10/10/2018	1.48000	0.09931
ADV CORP TR - NAVELLIER DIAL HIGH INC OPP PORT SERDECEMBER 2013 - ADT 1185	35-2490146	00771T764	00771T772				ACTND13D	11/10/2018	1.48000	0.09931
ADV CORP TR - NAVELLIER DIAL HIGH INC OPP PORT SERDECEMBER 2013 - ADT 1185	35-2490146	00771T764	00771T772				ACTND13D	12/10/2018	1.48000	0.09931
TAX EXEMPT SECURITIES TRUST, INTERMEDIATE DURATIONNAT TRUST 470 ADT 1169	35-2492437	00771U605	00771U613				NATID470	1/10/2018	3.82000	0.25288
TAX EXEMPT SECURITIES TRUST, INTERMEDIATE DURATIONNAT TRUST 470 ADT 1169	35-2492437	00771U605	00771U613				NATID470	2/10/2018	3.81000	0.25222
TAX EXEMPT SECURITIES TRUST, INTERMEDIATE DURATIONNAT TRUST 470 ADT 1169	35-2492437	00771U605	00771U613				NATID470	3/10/2018	3.80000	0.25156
TAX EXEMPT SECURITIES TRUST, INTERMEDIATE DURATIONNAT TRUST 470 ADT 1169	35-2492437	00771U605	00771U613				NATID470	4/10/2018	3.90000	0.25818
TAX EXEMPT SECURITIES TRUST, INTERMEDIATE DURATIONNAT TRUST 470 ADT 1169	35-2492437	00771U605	00771U613				NATID470	5/10/2018	3.80000	0.25156
TAX EXEMPT SECURITIES TRUST, INTERMEDIATE DURATIONNAT TRUST 470 ADT 1169	35-2492437	00771U605	00771U613				NATID470	6/10/2018	3.82000	0.25288
TAX EXEMPT SECURITIES TRUST, INTERMEDIATE DURATIONNAT TRUST 470 ADT 1169	35-2492437	00771U605	00771U613				NATID470	7/10/2018	3.83000	0.25355
TAX EXEMPT SECURITIES TRUST, INTERMEDIATE DURATIONNAT TRUST 470 ADT 1169	35-2492437	00771U605	00771U613				NATID470	8/10/2018	3.84000	0.25421
TAX EXEMPT SECURITIES TRUST, INTERMEDIATE DURATIONNAT TRUST 470 ADT 1169	35-2492437	00771U605	00771U613				NATID470	9/10/2018	3.82000	0.25288
TAX EXEMPT SECURITIES TRUST, INTERMEDIATE DURATIONNAT TRUST 470 ADT 1169	35-2492437	00771U605	00771U613				NATID470	10/10/2018	3.81000	0.25222
TAX EXEMPT SECURITIES TRUST, INTERMEDIATE DURATIONNAT TRUST 470 ADT 1169	35-2492437	00771U605	00771U613				NATID470	11/10/2018	3.77000	0.24957
TAX EXEMPT SECURITIES TRUST, INTERMEDIATE DURATIONNAT TRUST 470 ADT 1169	35-2492437	00771U605	00771U613				NATID470	12/10/2018	3.77000	0.24957
ADV CORP TR- HIGH YIELD BOND PORTFOLIO, SERIES 11- A HIMCO PORTFOLIO (ADT 115	35-2497371	00771Y508	00771Y516				HYBD011	1/10/2018	2.34000	0.24079
ADV CORP TR- HIGH YIELD BOND PORTFOLIO, SERIES 11- A HIMCO PORTFOLIO (ADT 115	35-2497371	00771Y508	00771Y516				HYBD011	2/10/2018	2.11000	0.21712
ADV CORP TR- HIGH YIELD BOND PORTFOLIO, SERIES 11- A HIMCO PORTFOLIO (ADT 115	35-2497371	00771Y508	00771Y516				HYBD011	2/10/2018	83.77000	83.77000
ADV CORP TR- HIGH YIELD BOND PORTFOLIO, SERIES 11- A HIMCO PORTFOLIO (ADT 115	35-2497371	00771Y508	00771Y516				HYBD011	3/10/2018	1.95000	0.20066
ADV CORP TR- HIGH YIELD BOND PORTFOLIO, SERIES 11- A HIMCO PORTFOLIO (ADT 115	35-2497371	00771Y508	00771Y516				HYBD011	3/10/2018	28.63000	28.63000
ADV CORP TR- HIGH YIELD BOND PORTFOLIO, SERIES 11- A HIMCO PORTFOLIO (ADT 115	35-2497371	00771Y508	00771Y516				HYBD011	4/10/2018	1.96000	0.20168
ADV CORP TR- HIGH YIELD BOND PORTFOLIO, SERIES 11- A HIMCO PORTFOLIO (ADT 115	35-2497371	00771Y508	00771Y516				HYBD011	5/10/2018	2.00000	0.20580
ADV CORP TR- HIGH YIELD BOND PORTFOLIO, SERIES 11- A HIMCO PORTFOLIO (ADT 115	35-2497371	00771Y508	00771Y516				HYBD011	6/10/2018	2.06000	0.21197
ADV CORP TR- HIGH YIELD BOND PORTFOLIO, SERIES 11- A HIMCO PORTFOLIO (ADT 115	35-2497371	00771Y508	00771Y516				HYBD011	7/10/2018	2.01000	0.20683
ADV CORP TR- HIGH YIELD BOND PORTFOLIO, SERIES 11- A HIMCO PORTFOLIO (ADT 115	35-2497371	00771Y508	00771Y516				HYBD011	8/10/2018	2.03000	0.20889
ADV CORP TR- HIGH YIELD BOND PORTFOLIO, SERIES 11- A HIMCO PORTFOLIO (ADT 115	35-2497371	00771Y508	00771Y516				HYBD011	9/10/2018	2.03000	0.20889
ADV CORP TR- HIGH YIELD BOND PORTFOLIO, SERIES 11- A HIMCO PORTFOLIO (ADT 115	35-2497371	00771Y508	00771Y516				HYBD011	10/10/2018	2.05000	0.21095
ADV CORP TR- HIGH YIELD BOND PORTFOLIO, SERIES 11- A HIMCO PORTFOLIO (ADT 115	35-2497371	00771Y508	00771Y516				HYBD011	11/10/2018	2.07000	0.21300
ADV CORP TR- HIGH YIELD BOND PORTFOLIO, SERIES 11- A HIMCO PORTFOLIO (ADT 115	35-2497371	00771Y508	00771Y516				HYBD011	12/10/2018	2.02000	0.20786
GNMA ADVANTAGE INCOME PORTFOLIO SERIES 22 ADT 1236	35-2497388	00771Y805	00771Y813				GNMA022	4/1/2018	1.15640	1.15282
ADV CORP TR - NAVELLIER DIAL HIGH INC OPP PORT SER83 ADT 1209	35-2497349	00772A566	00772A574				ACTND083	1/10/2018	4.21000	0.71486
ADV CORP TR - NAVELLIER DIAL HIGH INC OPP PORT SER83 ADT 1209	35-2497349	00772A566	00772A574				ACTND083	2/10/2018	4.19000	0.71146
ADV CORP TR - NAVELLIER DIAL HIGH INC OPP PORT SER83 ADT 1209	35-2497349	00772A566	00772A574				ACTND083	3/10/2018	4.18000	0.70976
ADV CORP TR - NAVELLIER DIAL HIGH INC OPP PORT SER83 ADT 1209	35-2497349	00772A566	00772A574				ACTND083	4/10/2018	4.19000	0.71146
ADV CORP TR - NAVELLIER DIAL HIGH INC OPP PORT SER83 ADT 1209	35-2497349	00772A566	00772A574				ACTND083	5/10/2018	4.10000	0.69618
ADV CORP TR - NAVELLIER DIAL HIGH INC OPP PORT SER83 ADT 1209	35-2497349	00772A566	00772A574				ACTND083	5/10/2018	90.43000	90.43000
ADV CORP TR - NAVELLIER DIAL HIGH INC OPP PORT SER83 ADT 1209	35-2497349	00772A566	00772A574				ACTND083	6/10/2018	3.78000	0.64184
ADV CORP TR - NAVELLIER DIAL HIGH INC OPP PORT SER83 ADT 1209	35-2497349	00772A566	00772A574				ACTND083	7/10/2018	3.79000	0.64354
ADV CORP TR - NAVELLIER DIAL HIGH INC OPP PORT SER83 ADT 1209	35-2497349	00772A566	00772A574				ACTND083	8/10/2018	3.80000	0.64524
ADV CORP TR - NAVELLIER DIAL HIGH INC OPP PORT SER83 ADT 1209	35-2497349	00772A566	00772A574				ACTND083	9/10/2018	3.78000	0.64184
ADV CORP TR - NAVELLIER DIAL HIGH INC OPP PORT SER83 ADT 1209	35-2497349	00772A566	00772A574				ACTND083	10/10/2018	3.80000	0.64524
ADV CORP TR - NAVELLIER DIAL HIGH INC OPP PORT SER83 ADT 1209	35-2497349	00772A566	00772A574				ACTND083	11/10/2018	3.81000	0.64694

Issuer's Name	EIN	CUSIP 1	CUSIP 2	CUSIP 3	CUSIP 4	CUSIP 5	Ticker Symbol	Date of Corporate Action	Distribution Per Unit	Per Unit Reduction of Taxpayer's Basis
Advisors Corporate Trust - Navellier/Dial High Income Opportunities Portfolio,	35-2512901	00772C802	00772C810				ACTND088	7/10/2018	4.43000	1.21958
Advisors Corporate Trust - Navellier/Dial High Income Opportunities Portfolio,	35-2512901	00772C802	00772C810				ACTND088	7/10/2018	43.83000	43.83000
Advisors Corporate Trust - Navellier/Dial High Income Opportunities Portfolio,	35-2512901	00772C802	00772C810				ACTND088	8/10/2018	4.38000	1.20581
Advisors Corporate Trust - Navellier/Dial High Income Opportunities Portfolio,	35-2512901	00772C802	00772C810				ACTND088	9/10/2018	4.39000	1.20857
Advisors Corporate Trust - Navellier/Dial High Income Opportunities Portfolio,	35-2512901	00772C802	00772C810				ACTND088	10/10/2018	4.38000	1.20581
Advisors Corporate Trust - Navellier/Dial High Income Opportunities Portfolio,	35-2512901	00772C802	00772C810				ACTND088	11/10/2018	4.39000	1.20857
Advisors Corporate Trust - Navellier/Dial High Income Opportunities Portfolio,	35-2512901	00772C802	00772C810				ACTND088	12/10/2018	4.39000	1.20857
Advisors Corporate Trust - Navellier/Dial High Income Opportunities Portfolio,	35-2515160	00772C828	00772C836				ACTND089	1/10/2018	5.03000	1.08547
Advisors Corporate Trust - Navellier/Dial High Income Opportunities Portfolio,	35-2515160	00772C828	00772C836				ACTND089	2/10/2018	5.02000	1.08332
Advisors Corporate Trust - Navellier/Dial High Income Opportunities Portfolio,	35-2515160	00772C828	00772C836				ACTND089	3/10/2018	5.01000	1.08116
Advisors Corporate Trust - Navellier/Dial High Income Opportunities Portfolio,	35-2515160	00772C828	00772C836				ACTND089	4/10/2018	5.04000	1.08763
Advisors Corporate Trust - Navellier/Dial High Income Opportunities Portfolio,	35-2515160	00772C828	00772C836				ACTND089	5/10/2018	5.04000	1.08763
Advisors Corporate Trust - Navellier/Dial High Income Opportunities Portfolio,	35-2515160	00772C828	00772C836				ACTND089	6/10/2018	5.05000	1.08979
Advisors Corporate Trust - Navellier/Dial High Income Opportunities Portfolio,	35-2515160	00772C828	00772C836				ACTND089	7/10/2018	4.54000	0.97973
Advisors Corporate Trust - Navellier/Dial High Income Opportunities Portfolio,	35-2515160	00772C828	00772C836				ACTND089	7/10/2018	140.04000	137.37924
Advisors Corporate Trust - Navellier/Dial High Income Opportunities Portfolio,	35-2515160	00772C828	00772C836				ACTND089	8/10/2018	4.34000	0.93657
Advisors Corporate Trust - Navellier/Dial High Income Opportunities Portfolio,	35-2515160	00772C828	00772C836				ACTND089	9/10/2018	4.33000	0.93441
Advisors Corporate Trust - Navellier/Dial High Income Opportunities Portfolio,	35-2515160	00772C828	00772C836				ACTND089	10/10/2018	4.33000	0.93441
Advisors Corporate Trust - Navellier/Dial High Income Opportunities Portfolio,	35-2515160	00772C828	00772C836				ACTND089	11/10/2018	4.34000	0.93657
Advisors Corporate Trust - Navellier/Dial High Income Opportunities Portfolio,	35-2515160	00772C828	00772C836				ACTND089	12/10/2018	4.35000	0.93873
ADV CORP TR-HIGH YIELD BOND PT SER 12 - A HIMCO PORT ADT 1238	35-2508071	00772C844	00772C851				HYBD012	1/10/2018	3.71000	0.42331
ADV CORP TR-HIGH YIELD BOND PT SER 12 - A HIMCO PORT ADT 1238	35-2508071	00772C844	00772C851				HYBD012	2/10/2018	3.53000	0.40277
ADV CORP TR-HIGH YIELD BOND PT SER 12 - A HIMCO PORT ADT 1238	35-2508071	00772C844	00772C851				HYBD012	2/10/2018	39.96000	39.96000
ADV CORP TR-HIGH YIELD BOND PT SER 12 - A HIMCO PORT ADT 1238	35-2508071	00772C844	00772C851				HYBD012	3/10/2018	3.28000	0.37425
ADV CORP TR-HIGH YIELD BOND PT SER 12 - A HIMCO PORT ADT 1238	35-2508071	00772C844	00772C851				HYBD012	3/10/2018	112.79000	112.79000
ADV CORP TR-HIGH YIELD BOND PT SER 12 - A HIMCO PORT ADT 1238	35-2508071	00772C844	00772C851				HYBD012	4/10/2018	2.99000	0.34116
ADV CORP TR-HIGH YIELD BOND PT SER 12 - A HIMCO PORT ADT 1238	35-2508071	00772C844	00772C851				HYBD012	5/10/2018	3.02000	0.34458
ADV CORP TR-HIGH YIELD BOND PT SER 12 - A HIMCO PORT ADT 1238	35-2508071	00772C844	00772C851				HYBD012	6/10/2018	3.02000	0.34458
ADV CORP TR-HIGH YIELD BOND PT SER 12 - A HIMCO PORT ADT 1238	35-2508071	00772C844	00772C851				HYBD012	7/10/2018	3.03000	0.34572
ADV CORP TR-HIGH YIELD BOND PT SER 12 - A HIMCO PORT ADT 1238	35-2508071	00772C844	00772C851				HYBD012	8/10/2018	3.06000	0.34915
ADV CORP TR-HIGH YIELD BOND PT SER 12 - A HIMCO PORT ADT 1238	35-2508071	00772C844	00772C851				HYBD012	9/10/2018	3.03000	0.34572
ADV CORP TR-HIGH YIELD BOND PT SER 12 - A HIMCO PORT ADT 1238	35-2508071	00772C844	00772C851				HYBD012	10/10/2018	3.01000	0.34344
ADV CORP TR-HIGH YIELD BOND PT SER 12 - A HIMCO PORT ADT 1238	35-2508071	00772C844	00772C851				HYBD012	11/10/2018	3.06000	0.34915
ADV CORP TR-HIGH YIELD BOND PT SER 12 - A HIMCO PORT ADT 1238	35-2508071	00772C844	00772C851				HYBD012	12/10/2018	3.07000	0.35029
Advisors Corporate Trust - High Yield Bond Portfolio, Series 13 ADT 1239	35-2510545	00772C869	00772C877				HYBD013	1/10/2018	3.09000	0.37914
Advisors Corporate Trust - High Yield Bond Portfolio, Series 13 ADT 1239	35-2510545	00772C869	00772C877				HYBD013	2/10/2018	2.91000	0.35706
Advisors Corporate Trust - High Yield Bond Portfolio, Series 13 ADT 1239	35-2510545	00772C869	00772C877				HYBD013	2/10/2018	44.07000	44.07000
Advisors Corporate Trust - High Yield Bond Portfolio, Series 13 ADT 1239	35-2510545	00772C869	00772C877				HYBD013	3/10/2018	2.67000	0.32761
Advisors Corporate Trust - High Yield Bond Portfolio, Series 13 ADT 1239	35-2510545	00772C869	00772C877				HYBD013	3/10/2018	107.83000	107.83000
Advisors Corporate Trust - High Yield Bond Portfolio, Series 13 ADT 1239	35-2510545	00772C869	00772C877				HYBD013	4/10/2018	2.50000	0.30675
Advisors Corporate Trust - High Yield Bond Portfolio, Series 13 ADT 1239	35-2510545	00772C869	00772C877				HYBD013	5/10/2018	2.50000	0.30675
Advisors Corporate Trust - High Yield Bond Portfolio, Series 13 ADT 1239	35-2510545	00772C869	00772C877				HYBD013	6/10/2018	2.54000	0.31166
Advisors Corporate Trust - High Yield Bond Portfolio, Series 13 ADT 1239	35-2510545	00772C869	00772C877				HYBD013	7/10/2018	2.57000	0.31534
Advisors Corporate Trust - High Yield Bond Portfolio, Series 13 ADT 1239	35-2510545	00772C869	00772C877				HYBD013	8/10/2018	2.60000	0.31902
Advisors Corporate Trust - High Yield Bond Portfolio, Series 13 ADT 1239	35-2510545	00772C869	00772C877				HYBD013	9/10/2018	2.37000	0.29080
Advisors Corporate Trust - High Yield Bond Portfolio, Series 13 ADT 1239	35-2510545	00772C869	00772C877				HYBD013	9/10/2018	20.04000	20.04000
Advisors Corporate Trust - High Yield Bond Portfolio, Series 13 ADT 1239	35-2510545	00772C869	00772C877				HYBD013	10/10/2018	2.35000	0.28835
Advisors Corporate Trust - High Yield Bond Portfolio, Series 13 ADT 1239	35-2510545	00772C869	00772C877				HYBD013	11/10/2018	2.42000	0.29693
Advisors Corporate Trust - High Yield Bond Portfolio, Series 13 ADT 1239	35-2510545	00772C869	00772C877				HYBD013	12/10/2018	2.41000	0.29571
Advisors Corporate Trust - High Yield Bond Portfolio Series 14 ADT 1240	35-2515161	00772E105	00772E113				HYBD014	1/10/2018	2.94000	0.42689
Advisors Corporate Trust - High Yield Bond Portfolio Series 14 ADT 1240	35-2515161	00772E105	00772E113				HYBD014	2/10/2018	2.79000	0.40511
Advisors Corporate Trust - High Yield Bond Portfolio Series 14 ADT 1240	35-2515161	00772E105	00772E113				HYBD014	2/10/2018	26.73000	26.73000
Advisors Corporate Trust - High Yield Bond Portfolio Series 14 ADT 1240	35-2515161	00772E105	00772E113				HYBD014	3/10/2018	2.75000	0.39930
Advisors Corporate Trust - High Yield Bond Portfolio Series 14 ADT 1240	35-2515161	00772E105	00772E113				HYBD014	3/10/2018	29.40000	29.40000
Advisors Corporate Trust - High Yield Bond Portfolio Series 14 ADT 1240	35-2515161	00772E105	00772E113				HYBD014	4/10/2018	2.75000	0.39930
Advisors Corporate Trust - High Yield Bond Portfolio Series 14 ADT 1240	35-2515161	00772E105	00772E113				HYBD014	5/10/2018	2.75000	0.39930
Advisors Corporate Trust - High Yield Bond Portfolio Series 14 ADT 1240	35-2515161	00772E105	00772E113				HYBD014	6/10/2018	2.65000	0.38478
Advisors Corporate Trust - High Yield Bond Portfolio Series 14 ADT 1240	35-2515161	00772E105	00772E113				HYBD014	6/10/2018	16.51000	16.51000
Advisors Corporate Trust - High Yield Bond Portfolio Series 14 ADT 1240	35-2515161	00772E105	00772E113				HYBD014	7/10/2018	2.62000	0.38042
Advisors Corporate Trust - High Yield Bond Portfolio Series 14 ADT 1240	35-2515161	00772E105	00772E113				HYBD014	7/10/2018	22.58000	22.58000
Advisors Corporate Trust - High Yield Bond Portfolio Series 14 ADT 1240	35-2515161	00772E105	00772E113				HYBD014	8/10/2018	2.53000	0.36736
Advisors Corporate Trust - High Yield Bond Portfolio Series 14 ADT 1240	35-2515161	00772E105	00772E113				HYBD014	9/10/2018	2.27000	0.32960
Advisors Corporate Trust - High Yield Bond Portfolio Series 14 ADT 1240	35-2515161	00772E105	00772E113				HYBD014	9/10/2018	48.19000	48.19000
Advisors Corporate Trust - High Yield Bond Portfolio Series 14 ADT 1240	35-2515161	00772E105	00772E113				HYBD014	10/10/2018	2.21000	0.32089

Issuer's Name	EIN	CUSIP 1	CUSIP 2	CUSIP 3	CUSIP 4	CUSIP 5	Ticker Symbol	Date of Corporate Action	Distribution Per Unit	Per Unit Reduction of Taxpayer's Basis
Advisors Corporate Trust - Navellier/Dial High Income Opportunities Portfolio,	35-2568745	00774H205	00774H213				ACTND113	1/10/2018	3.50000	0.28945
Advisors Corporate Trust - Navellier/Dial High Income Opportunities Portfolio,	35-2568745	00774H205	00774H213				ACTND113	2/10/2018	3.45000	0.28532
Advisors Corporate Trust - Navellier/Dial High Income Opportunities Portfolio,	35-2568745	00774H205	00774H213				ACTND113	3/10/2018	3.46000	0.28614
Advisors Corporate Trust - Navellier/Dial High Income Opportunities Portfolio,	35-2568745	00774H205	00774H213				ACTND113	4/10/2018	3.44000	0.28449
Advisors Corporate Trust - Navellier/Dial High Income Opportunities Portfolio,	35-2568745	00774H205	00774H213				ACTND113	5/10/2018	3.45000	0.28532
Advisors Corporate Trust - Navellier/Dial High Income Opportunities Portfolio,	35-2568745	00774H205	00774H213				ACTND113	6/10/2018	3.46000	0.28614
Advisors Corporate Trust - Navellier/Dial High Income Opportunities Portfolio,	35-2568745	00774H205	00774H213				ACTND113	7/10/2018	3.47000	0.28697
Advisors Corporate Trust - Navellier/Dial High Income Opportunities Portfolio,	35-2568745	00774H205	00774H213				ACTND113	8/10/2018	3.46000	0.28614
Advisors Corporate Trust - Navellier/Dial High Income Opportunities Portfolio,	35-2568745	00774H205	00774H213				ACTND113	9/10/2018	3.47000	0.28697
Advisors Corporate Trust - Navellier/Dial High Income Opportunities Portfolio,	35-2568745	00774H205	00774H213				ACTND113	10/10/2018	3.45000	0.28532
Advisors Corporate Trust - Navellier/Dial High Income Opportunities Portfolio,	35-2568745	00774H205	00774H213				ACTND113	11/10/2018	3.47000	0.28697
Advisors Corporate Trust - Navellier/Dial High Income Opportunities Portfolio,	35-2568745	00774H205	00774H213				ACTND113	12/10/2018	3.50000	0.28945
REIT Portfolio, Series 2016-2 - A Hartford Investment Management Company ("HIMC683	35-2558671	00774H825	00774H833	00774H858	00774H841		REIT162	1/10/2018	0.03610	0.01617
REIT Portfolio, Series 2016-2 - A Hartford Investment Management Company ("HIMC683	35-2558671	00774H825	00774H833	00774H858	00774H841		REIT162	2/10/2018	0.03620	0.01621
REIT Portfolio, Series 2016-2 - A Hartford Investment Management Company ("HIMC683	35-2558671	00774H825	00774H833	00774H858	00774H841		REIT162	3/10/2018	0.03260	0.01460
REIT Portfolio, Series 2016-2 - A Hartford Investment Management Company ("HIMC683	35-2558671	00774H825	00774H833	00774H858	00774H841		REIT162	4/10/2018	0.03270	0.01464
Preferred Income Opportunities Portfolio 2-YR, Series 2016-2 - ADT 1679	35-2560632	00774J383	00774K844	00774K851	00774J391		PFD2Y162	1/10/2018	0.04259	0.00480
Preferred Income Opportunities Portfolio 2-YR, Series 2016-2 - ADT 1679	35-2560632	00774J383	00774K844	00774K851	00774J391		PFD2Y162	2/10/2018	0.04250	0.00479
Preferred Income Opportunities Portfolio 2-YR, Series 2016-2 - ADT 1679	35-2560632	00774J383	00774K844	00774K851	00774J391		PFD2Y162	3/10/2018	0.04250	0.00479
Preferred Income Opportunities Portfolio 2-YR, Series 2016-2 - ADT 1679	35-2560632	00774J383	00774K844	00774K851	00774J391		PFD2Y162	4/10/2018	0.04239	0.00478
Maturing Bond Portfolio, Corporate Investment Grade 3-5 Year, Series 3 ADT 1697	35-2558667	00774J649	00774J656				MBP003	1/10/2018	4.40000	1.44760
Maturing Bond Portfolio, Corporate Investment Grade 3-5 Year, Series 3 ADT 1697	35-2558667	00774J649	00774J656				MBP003	2/10/2018	4.37000	1.43773
Maturing Bond Portfolio, Corporate Investment Grade 3-5 Year, Series 3 ADT 1697	35-2558667	00774J649	00774J656				MBP003	3/10/2018	4.34000	1.42786
Maturing Bond Portfolio, Corporate Investment Grade 3-5 Year, Series 3 ADT 1697	35-2558667	00774J649	00774J656				MBP003	4/10/2018	4.37000	1.43773
Maturing Bond Portfolio, Corporate Investment Grade 3-5 Year, Series 3 ADT 1697	35-2558667	00774J649	00774J656				MBP003	5/10/2018	4.32000	1.42128
Maturing Bond Portfolio, Corporate Investment Grade 3-5 Year, Series 3 ADT 1697	35-2558667	00774J649	00774J656				MBP003	6/10/2018	5.23000	1.72067
Maturing Bond Portfolio, Corporate Investment Grade 3-5 Year, Series 3 ADT 1697	35-2558667	00774J649	00774J656				MBP003	7/10/2018	4.32000	1.42128
Maturing Bond Portfolio, Corporate Investment Grade 3-5 Year, Series 3 ADT 1697	35-2558667	00774J649	00774J656				MBP003	7/10/2018	26.58000	26.00587
Maturing Bond Portfolio, Corporate Investment Grade 3-5 Year, Series 3 ADT 1697	35-2558667	00774J649	00774J656				MBP003	8/10/2018	4.23000	1.39167
Maturing Bond Portfolio, Corporate Investment Grade 3-5 Year, Series 3 ADT 1697	35-2558667	00774J649	00774J656				MBP003	9/10/2018	4.20000	1.38180
Maturing Bond Portfolio, Corporate Investment Grade 3-5 Year, Series 3 ADT 1697	35-2558667	00774J649	00774J656				MBP003	10/10/2018	4.23000	1.39167
Maturing Bond Portfolio, Corporate Investment Grade 3-5 Year, Series 3 ADT 1697	35-2558667	00774J649	00774J656				MBP003	11/10/2018	4.27000	1.40483
Maturing Bond Portfolio, Corporate Investment Grade 3-5 Year, Series 3 ADT 1697	35-2558667	00774J649	00774J656				MBP003	12/10/2018	4.20000	1.38180
Global Closed End Portfolio, Series 2016-3 - ADT 1685	35-2560734	00774J748	00774J755	00774J771	00774J763		GCE163	1/10/2018	0.06590	0.04048
Global Closed End Portfolio, Series 2016-3 - ADT 1685	35-2560734	00774J748	00774J755	00774J771	00774J763		GCE163	2/10/2018	0.06580	0.04042
Global Closed End Portfolio, Series 2016-3 - ADT 1685	35-2560734	00774J748	00774J755	00774J771	00774J763		GCE163	3/10/2018	0.06850	0.04208
Global Closed End Portfolio, Series 2016-3 - ADT 1685	35-2560734	00774J748	00774J755	00774J771	00774J763		GCE163	4/10/2018	0.06830	0.04196
Global Closed End Portfolio, Series 2016-3 - ADT 1685	35-2560734	00774J748	00774J755	00774J771	00774J763		GCE163	5/10/2018	0.06370	0.03913
Maturing Bond Portfolio, Corporate Investment Grade 3-5 Year, Series 4 (ADT 169	35-2560712	00774K224	00774K232				MBP004	1/10/2018	3.92000	1.23166
Maturing Bond Portfolio, Corporate Investment Grade 3-5 Year, Series 4 (ADT 169	35-2560712	00774K224	00774K232				MBP004	2/10/2018	3.91000	1.22852
Maturing Bond Portfolio, Corporate Investment Grade 3-5 Year, Series 4 (ADT 169	35-2560712	00774K224	00774K232				MBP004	3/10/2018	3.90000	1.22538
Maturing Bond Portfolio, Corporate Investment Grade 3-5 Year, Series 4 (ADT 169	35-2560712	00774K224	00774K232				MBP004	4/10/2018	3.90000	1.22538
Maturing Bond Portfolio, Corporate Investment Grade 3-5 Year, Series 4 (ADT 169	35-2560712	00774K224	00774K232				MBP004	5/10/2018	3.91000	1.22852
Maturing Bond Portfolio, Corporate Investment Grade 3-5 Year, Series 4 (ADT 169	35-2560712	00774K224	00774K232				MBP004	6/10/2018	4.35000	1.36677
Maturing Bond Portfolio, Corporate Investment Grade 3-5 Year, Series 4 (ADT 169	35-2560712	00774K224	00774K232				MBP004	7/10/2018	3.89000	1.22224
Maturing Bond Portfolio, Corporate Investment Grade 3-5 Year, Series 4 (ADT 169	35-2560712	00774K224	00774K232				MBP004	8/10/2018	3.91000	1.22852
Maturing Bond Portfolio, Corporate Investment Grade 3-5 Year, Series 4 (ADT 169	35-2560712	00774K224	00774K232				MBP004	9/10/2018	3.88000	1.21910
Maturing Bond Portfolio, Corporate Investment Grade 3-5 Year, Series 4 (ADT 169	35-2560712	00774K224	00774K232				MBP004	10/10/2018	3.90000	1.22538
Maturing Bond Portfolio, Corporate Investment Grade 3-5 Year, Series 4 (ADT 169	35-2560712	00774K224	00774K232				MBP004	11/10/2018	3.90000	1.22538
Maturing Bond Portfolio, Corporate Investment Grade 3-5 Year, Series 4 (ADT 169	35-2560712	00774K224	00774K232				MBP004	12/10/2018	3.84000	1.20653
Maturing Bond Portfolio, Corporate Investment Grad3-5 Year, Series 5 ADT 1699	35-2566387	00774K240	00774K257				MBP005	1/10/2018	4.02000	1.46167
Maturing Bond Portfolio, Corporate Investment Grad3-5 Year, Series 5 ADT 1699	35-2566387	00774K240	00774K257				MBP005	2/10/2018	3.72000	1.35259
Maturing Bond Portfolio, Corporate Investment Grad3-5 Year, Series 5 ADT 1699	35-2566387	00774K240	00774K257				MBP005	2/10/2018	44.97000	44.97000
Maturing Bond Portfolio, Corporate Investment Grad3-5 Year, Series 5 ADT 1699	35-2566387	00774K240	00774K257				MBP005	3/10/2018	3.69000	1.34168
Maturing Bond Portfolio, Corporate Investment Grad3-5 Year, Series 5 ADT 1699	35-2566387	00774K240	00774K257				MBP005	4/10/2018	3.72000	1.35259
Maturing Bond Portfolio, Corporate Investment Grad3-5 Year, Series 5 ADT 1699	35-2566387	00774K240	00774K257				MBP005	5/10/2018	3.73000	1.35623
Maturing Bond Portfolio, Corporate Investment Grad3-5 Year, Series 5 ADT 1699	35-2566387	00774K240	00774K257				MBP005	6/10/2018	3.69000	1.34168
Maturing Bond Portfolio, Corporate Investment Grad3-5 Year, Series 5 ADT 1699	35-2566387	00774K240	00774K257				MBP005	7/10/2018	3.70000	1.34532
Maturing Bond Portfolio, Corporate Investment Grad3-5 Year, Series 5 ADT 1699	35-2566387	00774K240	00774K257				MBP005	8/10/2018	3.70000	1.34532
Maturing Bond Portfolio, Corporate Investment Grad3-5 Year, Series 5 ADT 1699	35-2566387	00774K240	00774K257				MBP005	9/10/2018	3.71000	1.34896

Issuer's Name	EIN	CUSIP 1	CUSIP 2	CUSIP 3	CUSIP 4	CUSIP 5	Ticker Symbol	Date of Corporate Action	Distribution Per Unit	Per Unit Reduction of Taxpayer's Basis
Maturing Bond Portfolio, Corporate Investment Grad3-5 Year, Series 5 ADT 1699	35-2566387	00774K240	00774K257				MBP005	10/10/2018	3.71000	1.34896
Maturing Bond Portfolio, Corporate Investment Grad3-5 Year, Series 5 ADT 1699	35-2566387	00774K240	00774K257				MBP005	11/10/2018	3.72000	1.35259
Maturing Bond Portfolio, Corporate Investment Grad3-5 Year, Series 5 ADT 1699	35-2566387	00774K240	00774K257				MBP005	12/10/2018	3.73000	1.35623
High Yield & Income Closed End Portfolio, Series 2016-3 - ADT 1692	35-2563598	00774K364	00774K372	00774K398	00774K380		CEHY163	1/10/2018	0.06010	0.01374
High Yield & Income Closed End Portfolio, Series 2016-3 - ADT 1692	35-2563598	00774K364	00774K372	00774K398	00774K380		CEHY163	2/10/2018	0.06010	0.01374
High Yield & Income Closed End Portfolio, Series 2016-3 - ADT 1692	35-2563598	00774K364	00774K372	00774K398	00774K380		CEHY163	3/10/2018	0.05940	0.01358
High Yield & Income Closed End Portfolio, Series 2016-3 - ADT 1692	35-2563598	00774K364	00774K372	00774K398	00774K380		CEHY163	4/10/2018	0.05880	0.01344
High Yield & Income Closed End Portfolio, Series 2016-3 - ADT 1692	35-2563598	00774K364	00774K372	00774K398	00774K380		CEHY163	5/10/2018	0.05880	0.01344
Agri - Business Opportunities Portfolio, Series 2017-2 - ADT 1805	35-2596575	00774N475	00774N467	00774N491	00774N483		AGR172	1/10/2018	0.01520	0.00447
Agri - Business Opportunities Portfolio, Series 2017-2 - ADT 1805	35-2596575	00774N475	00774N467	00774N491	00774N483		AGR172	2/10/2018	0.33850	0.33850
Agri - Business Opportunities Portfolio, Series 2017-2 - ADT 1805	35-2596575	00774N475	00774N467	00774N491	00774N483		AGR172	4/10/2018	0.02770	0.00814
Agri - Business Opportunities Portfolio, Series 2017-2 - ADT 1805	35-2596575	00774N475	00774N467	00774N491	00774N483		AGR172	7/10/2018	0.02660	0.00782
Agri - Business Opportunities Portfolio, Series 2017-2 - ADT 1805	35-2596575	00774N475	00774N467	00774N491	00774N483		AGR172	10/10/2018	0.02740	0.00805
Global Inflation Growth Portfolio, Series 2017-2 -ADT 1805	35-2596576	00774N533	00774N517	00774N509	00774N525		GIG172	6/10/2018	0.06870	0.02947
Global Inflation Growth Portfolio, Series 2017-2 -ADT 1805	35-2596576	00774N533	00774N517	00774N509	00774N525		GIG172	12/10/2018	0.06960	0.02986
Angels Portfolio, Series 2018-3Q - ADT 1882	35-2630820	00774V147	00774V121	00774V113	00774V139		ANGL183Q	12/10/2018	0.02340	0.02116
Brand Favorites Focus Portfolio, Series 2018-3Q -ADT 1882	35-2630821	00774V162	00774V154	00774V188	00774V170		BFF183Q	10/10/2018	0.01290	0.01215
Agri - Business Opportunities Portfolio, Series 2018-2 - ADT 1881	35-2630817	00774V204	00774V105	00774V402	00774V303		AGR182	12/19/2018	0.01040	0.00482
Bulldog Portfolio -- A Cyrus J. Lawrence LLC ("CJL") Portfolio, Series 2018-3Q	35-2630822	00774V238	00774V212	00774V196	00774V220		BDOG183Q	12/10/2018	0.01980	0.01933
Global Dividend Strategy Portfolio -- A Hartford Investment Management CompanySeries 2018-3Q - ADT 1882	35-2630823	00774V246	00774V253	00774V279	00774V261		HGD183Q	8/10/2018	0.02150	0.00266
Global Dividend Strategy Portfolio -- A Hartford Investment Management CompanySeries 2018-3Q - ADT 1882	35-2630823	00774V246	00774V253	00774V279	00774V261		HGD183Q	9/10/2018	0.03020	0.00373
Global Dividend Strategy Portfolio -- A Hartford Investment Management CompanySeries 2018-3Q - ADT 1882	35-2630823	00774V246	00774V253	00774V279	00774V261		HGD183Q	10/10/2018	0.03050	0.00377
Global Dividend Strategy Portfolio -- A Hartford Investment Management CompanySeries 2018-3Q - ADT 1882	35-2630823	00774V246	00774V253	00774V279	00774V261		HGD183Q	11/10/2018	0.03010	0.00372
Global Dividend Strategy Portfolio -- A Hartford Investment Management CompanySeries 2018-3Q - ADT 1882	35-2630823	00774V246	00774V253	00774V279	00774V261		HGD183Q	11/10/2018	0.05040	0.05040
Global Dividend Strategy Portfolio -- A Hartford Investment Management CompanySeries 2018-3Q - ADT 1882	35-2630823	00774V246	00774V253	00774V279	00774V261		HGD183Q	12/10/2018	0.03000	0.00371
Global Technology Portfolio, Series 2018-3Q - ADT1882	35-2630824	00774V329	00774V295	00774V287	00774V311		GTP183Q	12/31/2018	0.00010	0.00010
Inflation Sensitive Dividend Portfolio, - A Hartford Investment Management Compio, Series 2018-3Q - ADT 1882	35-2630825	00774V337	00774V345	00774V360	00774V352		ISD183Q	9/10/2018	0.01820	0.00438
Inflation Sensitive Dividend Portfolio, - A Hartford Investment Management Compio, Series 2018-3Q - ADT 1882	35-2630825	00774V337	00774V345	00774V360	00774V352		ISD183Q	10/10/2018	0.01930	0.00465
Inflation Sensitive Dividend Portfolio, - A Hartford Investment Management Compio, Series 2018-3Q - ADT 1882	35-2630825	00774V337	00774V345	00774V360	00774V352		ISD183Q	11/10/2018	0.01900	0.00458
Inflation Sensitive Dividend Portfolio, - A Hartford Investment Management Compio, Series 2018-3Q - ADT 1882	35-2630825	00774V337	00774V345	00774V360	00774V352		ISD183Q	12/10/2018	0.01890	0.00455
NASDAQ Q-50 Indexsm Portfolio, Series 2018-3Q (ADT1882)	35-2630826	00774V410	00774V386	00774V378	00774V394		NXTQ183Q	12/31/2018	0.00140	0.00140
Strategic High 50@/Q-50 Dividend and Growth Portfolio, Series 2018-3Q - ADT 188	35-2630827	00774V428	00774V436	00774V451	00774V444		Q50H183Q	8/10/2018	0.01650	0.00624
Strategic High 50@/Q-50 Dividend and Growth Portfolio, Series 2018-3Q - ADT 188	35-2630827	00774V428	00774V436	00774V451	00774V444		Q50H183Q	9/10/2018	0.02340	0.00885
Strategic High 50@/Q-50 Dividend and Growth Portfolio, Series 2018-3Q - ADT 188	35-2630827	00774V428	00774V436	00774V451	00774V444		Q50H183Q	10/10/2018	0.02400	0.00907
Strategic High 50@/Q-50 Dividend and Growth Portfolio, Series 2018-3Q - ADT 188	35-2630827	00774V428	00774V436	00774V451	00774V444		Q50H183Q	11/10/2018	0.02350	0.00888
Strategic High 50@/Q-50 Dividend and Growth Portfolio, Series 2018-3Q - ADT 188	35-2630827	00774V428	00774V436	00774V451	00774V444		Q50H183Q	12/10/2018	0.02330	0.00881
Dividend Ruler Portfolio, Series 2018C - ADT 1883	35-2630851	00774V469	00774V477	00774V493	00774V485		DVRUL18C	8/10/2018	0.01250	0.00130
Dividend Ruler Portfolio, Series 2018C - ADT 1883	35-2630851	00774V469	00774V477	00774V493	00774V485		DVRUL18C	9/10/2018	0.01740	0.00181
Dividend Ruler Portfolio, Series 2018C - ADT 1883	35-2630851	00774V469	00774V477	00774V493	00774V485		DVRUL18C	10/10/2018	0.01790	0.00186
Dividend Ruler Portfolio, Series 2018C - ADT 1883	35-2630851	00774V469	00774V477	00774V493	00774V485		DVRUL18C	11/10/2018	0.01790	0.00186
Dividend Ruler Portfolio, Series 2018C - ADT 1883	35-2630851	00774V469	00774V477	00774V493	00774V485		DVRUL18C	12/10/2018	0.01760	0.00183
60/40 Asset Allocation Portfolio, Series 2018-3Q -ADT 1884	35-2630852	00774V519	00774V527	00774V543	00774V535		SFAA183Q	9/10/2018	0.01320	0.00221
60/40 Asset Allocation Portfolio, Series 2018-3Q -ADT 1884	35-2630852	00774V519	00774V527	00774V543	00774V535		SFAA183Q	10/10/2018	0.01330	0.00223
60/40 Asset Allocation Portfolio, Series 2018-3Q -ADT 1884	35-2630852	00774V519	00774V527	00774V543	00774V535		SFAA183Q	11/10/2018	0.01470	0.00246
60/40 Asset Allocation Portfolio, Series 2018-3Q -ADT 1884	35-2630852	00774V519	00774V527	00774V543	00774V535		SFAA183Q	12/10/2018	0.01490	0.00250
60/40 Asset Allocation Portfolio, Series 2018-3Q -ADT 1884	35-2630852	00774V519	00774V527	00774V543	00774V535		SFAA183Q	12/31/2018	0.00090	0.00015
Aerospace/Defense Opportunities Portfolio, Series2018-3 - ADT 1888	35-2633766	00774V584	00774V568	00774V550	00774V576		ASD183	12/10/2018	0.01260	0.01234
Cohen & Steers Covered Call & Income Strategies Closed-End Portfolio, Series 201	35-2633767	00774V592	00774V618	00774V634	00774V626		CV2Y183	9/10/2018	0.05400	0.03323
Cohen & Steers Covered Call & Income Strategies Closed-End Portfolio, Series 201	35-2633767	00774V592	00774V618	00774V634	00774V626		CV2Y183	10/10/2018	0.05110	0.03144
Cohen & Steers Covered Call & Income Strategies Closed-End Portfolio, Series 201	35-2633767	00774V592	00774V618	00774V634	00774V626		CV2Y183	11/10/2018	0.05030	0.03095
Cohen & Steers Covered Call & Income Strategies Closed-End Portfolio, Series 201	35-2633767	00774V592	00774V618	00774V634	00774V626		CV2Y183	12/10/2018	0.04990	0.03070

Issuer's Name	EIN	CUSIP 1	CUSIP 2	CUSIP 3	CUSIP 4	CUSIP 5	Ticker Symbol	Date of Corporate Action	Distribution Per Unit	Per Unit Reduction of Taxpayer's Basis
Cohen & Steers Covered Call & Income Strategies Closed-End Portfolio, Series 201	35-2633767	00774V592	00774V618	00774V634	00774V626		CV2Y183	12/31/2018	0.06680	0.04110
Cohen & Steers Dynamic Income Portfolio, Series 2018-3 - ADT 1888	35-2633768	00774V642	00774V659	00774V675	00774V667		DIP183	9/10/2018	0.04580	0.00943
Cohen & Steers Dynamic Income Portfolio, Series 2018-3 - ADT 1888	35-2633768	00774V642	00774V659	00774V675	00774V667		DIP183	10/10/2018	0.04310	0.00887
Cohen & Steers Dynamic Income Portfolio, Series 2018-3 - ADT 1888	35-2633768	00774V642	00774V659	00774V675	00774V667		DIP183	11/10/2018	0.04180	0.00860
Cohen & Steers Dynamic Income Portfolio, Series 2018-3 - ADT 1888	35-2633768	00774V642	00774V659	00774V675	00774V667		DIP183	12/10/2018	0.04190	0.00862
Cohen & Steers Dynamic Income Portfolio, Series 2018-3 - ADT 1888	35-2633768	00774V642	00774V659	00774V675	00774V667		DIP183	12/31/2018	0.02000	0.00412
Cohen & Steers Global Covered Call & Income Strategies Closed-End Portfolio, Se8	35-2633769	00774V683	00774V691	00774V725	00774V717		GCV2Y183	9/10/2018	0.05900	0.01045
Cohen & Steers Global Covered Call & Income Strategies Closed-End Portfolio, Se8	35-2633769	00774V683	00774V691	00774V725	00774V717		GCV2Y183	10/10/2018	0.05360	0.00950
Cohen & Steers Global Covered Call & Income Strategies Closed-End Portfolio, Se8	35-2633769	00774V683	00774V691	00774V725	00774V717		GCV2Y183	11/10/2018	0.05300	0.00939
Cohen & Steers Global Covered Call & Income Strategies Closed-End Portfolio, Se8	35-2633769	00774V683	00774V691	00774V725	00774V717		GCV2Y183	12/10/2018	0.05250	0.00930
Cohen & Steers Global Covered Call & Income Strategies Closed-End Portfolio, Se8	35-2633769	00774V683	00774V691	00774V725	00774V717		GCV2Y183	12/31/2018	0.12050	0.02135
Tactical Income Closed-End Portfolio, Series 2018-3 - ADT 1888	35-2633770	00774V733	00774V741	00774V766	00774V758		TICE2183	9/10/2018	0.07000	0.02790
Tactical Income Closed-End Portfolio, Series 2018-3 - ADT 1888	35-2633770	00774V733	00774V741	00774V766	00774V758		TICE2183	10/10/2018	0.06470	0.02579
Tactical Income Closed-End Portfolio, Series 2018-3 - ADT 1888	35-2633770	00774V733	00774V741	00774V766	00774V758		TICE2183	11/10/2018	0.06390	0.02547
Tactical Income Closed-End Portfolio, Series 2018-3 - ADT 1888	35-2633770	00774V733	00774V741	00774V766	00774V758		TICE2183	12/10/2018	0.06390	0.02547
Tactical Income Closed-End Portfolio, Series 2018-3 - ADT 1888	35-2633770	00774V733	00774V741	00774V766	00774V758		TICE2183	12/31/2018	0.03450	0.01375
BRIC Advantage Portfolio, Series 2018-2 - ADT 1881	35-2630819	00774V840	00774V824	00774V816	00774V832		BRICA182	12/19/2018	0.02950	0.02284
Global Inflation Growth Portfolio, Series 2018-2 -ADT 1881	35-2630818	00774V881	00774V865	00774V857	00774V873		GIG182	12/19/2018	0.01690	0.00469
Advisors Core Equity Strategy Portfolio, Series 2018-3Q - ADT 1889	35-2633771	00774X135	00774X119	00774X101	00774X127		ACES183Q	12/31/2018	0.00490	0.00488
Bahl & Gaynor Income Growth Portfolio, Series 2018-3Q - ADT 1889	35-2633772	00774X143	00774X150	00774X176	00774X168		BGIG183Q	9/10/2018	0.01480	0.00308
Bahl & Gaynor Income Growth Portfolio, Series 2018-3Q - ADT 1889	35-2633772	00774X143	00774X150	00774X176	00774X168		BGIG183Q	10/10/2018	0.02200	0.00457
Bahl & Gaynor Income Growth Portfolio, Series 2018-3Q - ADT 1889	35-2633772	00774X143	00774X150	00774X176	00774X168		BGIG183Q	11/10/2018	0.02220	0.00461
Bahl & Gaynor Income Growth Portfolio, Series 2018-3Q - ADT 1889	35-2633772	00774X143	00774X150	00774X176	00774X168		BGIG183Q	12/10/2018	0.02200	0.00457
Blue Chip Portfolio, Series 2018-3Q - ADT 1889	35-2633773	00774X192	00774X184	00774X218	00774X200		BCP183Q	12/31/2018	0.00150	0.00150
Dividend Advantage Portfolio, Series 2018-3Q - ADT1889	35-2633774	00774X226	00774X234	00774X259	00774X242		DAP183Q	9/10/2018	0.02480	0.00479
Dividend Advantage Portfolio, Series 2018-3Q - ADT1889	35-2633774	00774X226	00774X234	00774X259	00774X242		DAP183Q	10/10/2018	0.03590	0.00693
Dividend Advantage Portfolio, Series 2018-3Q - ADT1889	35-2633774	00774X226	00774X234	00774X259	00774X242		DAP183Q	11/10/2018	0.03610	0.00697
Dividend Advantage Portfolio, Series 2018-3Q - ADT1889	35-2633774	00774X226	00774X234	00774X259	00774X242		DAP183Q	12/10/2018	0.03570	0.00689
Dividend Advantage Portfolio, Series 2018-3Q - ADT1889	35-2633774	00774X226	00774X234	00774X259	00774X242		DAP183Q	12/31/2018	0.02590	0.00500
Dividend Sustainability Portfolio-A Hartford Investment Management Company ("Hles 2018-3Q - ADT 1889	35-2633775	00774X267	00774X275	00774X291	00774X283		DVSUS183Q	9/10/2018	0.01280	0.00460
Dividend Sustainability Portfolio-A Hartford Investment Management Company ("Hles 2018-3Q - ADT 1889	35-2633775	00774X267	00774X275	00774X291	00774X283		DVSUS183Q	10/10/2018	0.02000	0.00719
Dividend Sustainability Portfolio-A Hartford Investment Management Company ("Hles 2018-3Q - ADT 1889	35-2633775	00774X267	00774X275	00774X291	00774X283		DVSUS183Q	11/10/2018	0.02080	0.00747
Dividend Sustainability Portfolio-A Hartford Investment Management Company ("Hles 2018-3Q - ADT 1889	35-2633775	00774X267	00774X275	00774X291	00774X283		DVSUS183Q	12/10/2018	0.02050	0.00737
Energy Opportunities Portfolio, Series 2018-3Q - ADT 1889	35-2633776	00774X358	00774X341	00774X374	00774X366		ENOP183Q	10/10/2018	0.01120	0.00301
Energy Opportunities Portfolio, Series 2018-3Q - ADT 1889	35-2633776	00774X358	00774X341	00774X374	00774X366		ENOP183Q	12/31/2018	0.04570	0.01228
European Select Portfolio, Series 2018-3Q - A Cyrus J. Lawrence LLC ("CJL") Por	35-2633777	00774X382	00774X390	00774X416	00774X408		EURS183Q	9/10/2018	0.01000	0.01000
European Select Portfolio, Series 2018-3Q - A Cyrus J. Lawrence LLC ("CJL") Por	35-2633777	00774X382	00774X390	00774X416	00774X408		EURS183Q	10/10/2018	0.01470	0.01470
International High 30 Dividend Portfolio, Series 2018-3Q - ADT 1889	35-2633778	00774X424	00774X432	00774X457	00774X440		IHT183Q	9/10/2018	0.01890	0.00686
International High 30 Dividend Portfolio, Series 2018-3Q - ADT 1889	35-2633778	00774X424	00774X432	00774X457	00774X440		IHT183Q	10/10/2018	0.02690	0.00977
International High 30 Dividend Portfolio, Series 2018-3Q - ADT 1889	35-2633778	00774X424	00774X432	00774X457	00774X440		IHT183Q	11/10/2018	0.02590	0.00940
International High 30 Dividend Portfolio, Series 2018-3Q - ADT 1889	35-2633778	00774X424	00774X432	00774X457	00774X440		IHT183Q	12/10/2018	0.02160	0.00784
Minimum Volatility Equity Income Portfolio -- A Hartford Investment Managementfolio, Series 2018-3Q - ADT 1889	35-2633779	00774X465	00774X473	00774X499	00774X481		MV183Q	9/10/2018	0.01760	0.00201
Minimum Volatility Equity Income Portfolio -- A Hartford Investment Managementfolio, Series 2018-3Q - ADT 1889	35-2633779	00774X465	00774X473	00774X499	00774X481		MV183Q	12/10/2018	0.02540	0.00290
Minimum Volatility Equity Income Portfolio -- A Hartford Investment Managementfolio, Series 2018-3Q - ADT 1889	35-2633779	00774X465	00774X473	00774X499	00774X481		MV183Q	12/19/2018	0.00990	0.00090
Minimum Volatility Equity Income Portfolio -- A Hartford Investment Managementfolio, Series 2018-3Q - ADT 1889	35-2633779	00774X465	00774X473	00774X499	00774X481		MV183Q	12/31/2018	0.04660	0.00532
Strategic Foundations of Growth Portfolio, Series2018-3Q - ADT 1889	35-2633780	00774X531	00774X515	00774X507	00774X523		FGR183Q	12/31/2018	0.00290	0.00290
Strategic High 80 Dividend Portfolio, Series 2018-3Q - ADT 1889	35-2633781	00774X549	00774X556	00774X572	00774X564		HI80183Q	9/10/2018	0.02670	0.00674
Strategic High 80 Dividend Portfolio, Series 2018-3Q - ADT 1889	35-2633781	00774X549	00774X556	00774X572	00774X564		HI80183Q	10/10/2018	0.03810	0.00962
Strategic High 80 Dividend Portfolio, Series 2018-3Q - ADT 1889	35-2633781	00774X549	00774X556	00774X572	00774X564		HI80183Q	11/10/2018	0.03770	0.00952
Strategic High 80 Dividend Portfolio, Series 2018-3Q - ADT 1889	35-2633781	00774X549	00774X556	00774X572	00774X564		HI80183Q	12/10/2018	0.03590	0.00906
Strategic High 80 Dividend Portfolio, Series 2018-3Q - ADT 1889	35-2633781	00774X549	00774X556	00774X572	00774X564		HI80183Q	12/31/2018	0.01310	0.00331

Issuer's Name	EIN	CUSIP 1	CUSIP 2	CUSIP 3	CUSIP 4	CUSIP 5	Ticker Symbol	Date of Corporate Action	Distribution Per Unit	Per Unit Reduction of Taxpayer's Basis
Cohen & Steers Convertible and Income Closed-End Portfolio, Series 2016-4 - ADT	35-2574367	00776H146	00776H153	00776H179	00776H161		CONV164	2/10/2018	0.07080	0.00876
Cohen & Steers Convertible and Income Closed-End Portfolio, Series 2016-4 - ADT	35-2574367	00776H146	00776H153	00776H179	00776H161		CONV164	3/10/2018	0.06910	0.00855
Cohen & Steers Convertible and Income Closed-End Portfolio, Series 2016-4 - ADT	35-2574367	00776H146	00776H153	00776H179	00776H161		CONV164	4/10/2018	0.06910	0.00855
Cohen & Steers Convertible and Income Closed-End Portfolio, Series 2016-4 - ADT	35-2574367	00776H146	00776H153	00776H179	00776H161		CONV164	5/10/2018	0.06900	0.00854
Cohen & Steers Convertible and Income Closed-End Portfolio, Series 2016-4 - ADT	35-2574367	00776H146	00776H153	00776H179	00776H161		CONV164	6/10/2018	0.06900	0.00854
Cohen & Steers Convertible and Income Closed-End Portfolio, Series 2016-4 - ADT	35-2574367	00776H146	00776H153	00776H179	00776H161		CONV164	7/10/2018	0.06900	0.00854
Cohen & Steers Convertible and Income Closed-End Portfolio, Series 2016-4 - ADT	35-2574367	00776H146	00776H153	00776H179	00776H161		CONV164	8/10/2018	0.07000	0.00866
Cohen & Steers Convertible and Income Closed-End Portfolio, Series 2016-4 - ADT	35-2574367	00776H146	00776H153	00776H179	00776H161		CONV164	9/10/2018	0.06850	0.00847
Cohen & Steers Convertible and Income Closed-End Portfolio, Series 2016-4 - ADT	35-2574367	00776H146	00776H153	00776H179	00776H161		CONV164	10/10/2018	0.06660	0.00824
Cohen & Steers Preferred Income Opportunities Portfolio, Series 2016-4 - ADT 17	35-2576107	00776H229	00776H237	00776H252	00776H245		PFD2Y164	1/10/2018	0.04350	0.00368
Cohen & Steers Preferred Income Opportunities Portfolio, Series 2016-4 - ADT 17	35-2576107	00776H229	00776H237	00776H252	00776H245		PFD2Y164	2/10/2018	0.04340	0.00368
Cohen & Steers Preferred Income Opportunities Portfolio, Series 2016-4 - ADT 17	35-2576107	00776H229	00776H237	00776H252	00776H245		PFD2Y164	3/10/2018	0.04340	0.00368
Cohen & Steers Preferred Income Opportunities Portfolio, Series 2016-4 - ADT 17	35-2576107	00776H229	00776H237	00776H252	00776H245		PFD2Y164	4/10/2018	0.04330	0.00367
Cohen & Steers Preferred Income Opportunities Portfolio, Series 2016-4 - ADT 17	35-2576107	00776H229	00776H237	00776H252	00776H245		PFD2Y164	5/10/2018	0.04490	0.00380
Cohen & Steers Preferred Income Opportunities Portfolio, Series 2016-4 - ADT 17	35-2576107	00776H229	00776H237	00776H252	00776H245		PFD2Y164	6/10/2018	0.04490	0.00380
Cohen & Steers Preferred Income Opportunities Portfolio, Series 2016-4 - ADT 17	35-2576107	00776H229	00776H237	00776H252	00776H245		PFD2Y164	7/10/2018	0.04480	0.00379
Cohen & Steers Preferred Income Opportunities Portfolio, Series 2016-4 - ADT 17	35-2576107	00776H229	00776H237	00776H252	00776H245		PFD2Y164	8/10/2018	0.04480	0.00379
Cohen & Steers Preferred Income Opportunities Portfolio, Series 2016-4 - ADT 17	35-2576107	00776H229	00776H237	00776H252	00776H245		PFD2Y164	9/10/2018	0.04480	0.00379
Cohen & Steers Preferred Income Opportunities Portfolio, Series 2016-4 - ADT 17	35-2576107	00776H229	00776H237	00776H252	00776H245		PFD2Y164	10/10/2018	0.04370	0.00370
Global Basic Materials Portfolio, Series 2016-4 -ADT 1757	35-2574368	00776H278	00776H260	00776H294	00776H286		GLOBM164	1/10/2018	0.03390	0.00139
Global Basic Materials Portfolio, Series 2016-4 -ADT 1757	35-2574368	00776H278	00776H260	00776H294	00776H286		GLOBM164	4/10/2018	0.04050	0.00166
Global Basic Materials Portfolio, Series 2016-4 -ADT 1757	35-2574368	00776H278	00776H260	00776H294	00776H286		GLOBM164	7/10/2018	0.04130	0.00170
Global Basic Materials Portfolio, Series 2016-4 -ADT 1757	35-2574368	00776H278	00776H260	00776H294	00776H286		GLOBM164	10/10/2018	0.07090	0.00291
Balanced Portfolio, Series 2017-1 - ADT 1758	35-2576185	00776J142	00776J159	00776J175	00776J167		BAL2171	1/10/2018	0.05340	0.01587
Balanced Portfolio, Series 2017-1 - ADT 1758	35-2576185	00776J142	00776J159	00776J175	00776J167		BAL2171	2/10/2018	0.05350	0.01590
Balanced Portfolio, Series 2017-1 - ADT 1758	35-2576185	00776J142	00776J159	00776J175	00776J167		BAL2171	3/10/2018	0.05430	0.01614
Balanced Portfolio, Series 2017-1 - ADT 1758	35-2576185	00776J142	00776J159	00776J175	00776J167		BAL2171	4/10/2018	0.05420	0.01611
Balanced Portfolio, Series 2017-1 - ADT 1758	35-2576185	00776J142	00776J159	00776J175	00776J167		BAL2171	5/10/2018	0.05060	0.01504
Balanced Portfolio, Series 2017-1 - ADT 1758	35-2576185	00776J142	00776J159	00776J175	00776J167		BAL2171	6/10/2018	0.05440	0.01617
Balanced Portfolio, Series 2017-1 - ADT 1758	35-2576185	00776J142	00776J159	00776J175	00776J167		BAL2171	7/10/2018	0.05430	0.01614
Balanced Portfolio, Series 2017-1 - ADT 1758	35-2576185	00776J142	00776J159	00776J175	00776J167		BAL2171	8/10/2018	0.05380	0.01599
Balanced Portfolio, Series 2017-1 - ADT 1758	35-2576185	00776J142	00776J159	00776J175	00776J167		BAL2171	9/10/2018	0.05360	0.01593
Balanced Portfolio, Series 2017-1 - ADT 1758	35-2576185	00776J142	00776J159	00776J175	00776J167		BAL2171	10/10/2018	0.05340	0.01587
Balanced Portfolio, Series 2017-1 - ADT 1758	35-2576185	00776J142	00776J159	00776J175	00776J167		BAL2171	11/10/2018	0.05320	0.01581
Balanced Portfolio, Series 2017-1 - ADT 1758	35-2576185	00776J142	00776J159	00776J175	00776J167		BAL2171	12/31/2018	0.01670	0.00496
Cohen & Steers Equity Dividend & Income Closed-EndPortfolio, Series 2017-1 - A	35-2576184	00776J183	00776J191	00776J217	00776J209		EDICE171	1/10/2018	0.06510	0.02221
Cohen & Steers Equity Dividend & Income Closed-EndPortfolio, Series 2017-1 - A	35-2576184	00776J183	00776J191	00776J217	00776J209		EDICE171	2/10/2018	0.06500	0.02218
Cohen & Steers Equity Dividend & Income Closed-EndPortfolio, Series 2017-1 - A	35-2576184	00776J183	00776J191	00776J217	00776J209		EDICE171	3/10/2018	0.06520	0.02225
Cohen & Steers Equity Dividend & Income Closed-EndPortfolio, Series 2017-1 - A	35-2576184	00776J183	00776J191	00776J217	00776J209		EDICE171	4/10/2018	0.06510	0.02221
Cohen & Steers Equity Dividend & Income Closed-EndPortfolio, Series 2017-1 - A	35-2576184	00776J183	00776J191	00776J217	00776J209		EDICE171	5/10/2018	0.06520	0.02225
Cohen & Steers Equity Dividend & Income Closed-EndPortfolio, Series 2017-1 - A	35-2576184	00776J183	00776J191	00776J217	00776J209		EDICE171	6/10/2018	0.06500	0.02218
Cohen & Steers Equity Dividend & Income Closed-EndPortfolio, Series 2017-1 - A	35-2576184	00776J183	00776J191	00776J217	00776J209		EDICE171	7/10/2018	0.06500	0.02218
Cohen & Steers Equity Dividend & Income Closed-EndPortfolio, Series 2017-1 - A	35-2576184	00776J183	00776J191	00776J217	00776J209		EDICE171	8/10/2018	0.06470	0.02208
Cohen & Steers Equity Dividend & Income Closed-EndPortfolio, Series 2017-1 - A	35-2576184	00776J183	00776J191	00776J217	00776J209		EDICE171	9/10/2018	0.06460	0.02204
Cohen & Steers Equity Dividend & Income Closed-EndPortfolio, Series 2017-1 - A	35-2576184	00776J183	00776J191	00776J217	00776J209		EDICE171	10/10/2018	0.06450	0.02201
Cohen & Steers Equity Dividend & Income Closed-EndPortfolio, Series 2017-1 - A	35-2576184	00776J183	00776J191	00776J217	00776J209		EDICE171	11/10/2018	0.06400	0.02184
Dividend Ruler Covered Call Portfolio, Series 2017-1Q - ADT 1762	35-2576188	00776J266	00776J274				DRCC171Q	3/10/2018	0.07610	0.04156
Dividend Ruler Covered Call Portfolio, Series 2017-1Q - ADT 1762	35-2576188	00776J266	00776J274				DRCC171Q	6/10/2018	0.06080	0.03320
Dividend Ruler Covered Call Portfolio, Series 2017-1Q - ADT 1762	35-2576188	00776J266	00776J274				DRCC171Q	9/10/2018	0.06140	0.03353
Dividend Ruler Covered Call Portfolio, Series 2017-1Q - ADT 1762	35-2576188	00776J266	00776J274				DRCC171Q	12/10/2018	0.06300	0.03440
Blue Chip Covered Call Portfolio, Series 2017-1Q -ADT 1759	35-2576186	00776J282	00776J290				BCCV171Q	3/10/2018	0.04290	0.01353
Blue Chip Covered Call Portfolio, Series 2017-1Q -ADT 1759	35-2576186	00776J282	00776J290				BCCV171Q	6/10/2018	0.13900	0.12320
Blue Chip Covered Call Portfolio, Series 2017-1Q -ADT 1759	35-2576186	00776J282	00776J290				BCCV171Q	6/10/2018	0.03410	0.01075
Blue Chip Covered Call Portfolio, Series 2017-1Q -ADT 1759	35-2576186	00776J282	00776J290				BCCV171Q	6/10/2018	0.12660	0.11221
Blue Chip Covered Call Portfolio, Series 2017-1Q -ADT 1759	35-2576186	00776J282	00776J290				BCCV171Q	9/10/2018	0.03770	0.01189
Blue Chip Covered Call Portfolio, Series 2017-1Q -ADT 1759	35-2576186	00776J282	00776J290				BCCV171Q	9/10/2018	0.11980	0.10618
Blue Chip Covered Call Portfolio, Series 2017-1Q -ADT 1759	35-2576186	00776J282	00776J290				BCCV171Q	12/10/2018	0.03550	0.01119
Blue Chip Covered Call Portfolio, Series 2017-1Q -ADT 1759	35-2576186	00776J282	00776J290				BCCV171Q	12/10/2018	0.12100	0.10724
Aerospace/Defense Opportunities Portfolio, Series2017-1 - ADT 1772	35-2579893	00776J373	00776J357	00776J340	00776J365		ASD171	7/10/2018	0.43170	0.08487
Aerospace/Defense Opportunities Portfolio, Series2017-1 - ADT 1772	35-2579893	00776J373	00776J357	00776J340	00776J365		ASD171	11/10/2018	0.37570	0.07386

Issuer's Name	EIN	CUSIP 1	CUSIP 2	CUSIP 3	CUSIP 4	CUSIP 5	Ticker Symbol	Date of Corporate Action	Distribution Per Unit	Per Unit Reduction of Taxpayer's Basis
REIT Portfolio, Series 2017-1 - A Hartford Investment Management Company ("HIMC778	35-2583828	00776K628	00776K636	00776K651	00776K644		REIT171	12/31/2018	0.00760	0.00236
Small/Mid-Cap Advantage Portfolio, Series 2017-1 -ADT 1778	35-2583829	00776K693	00776K677	00776K669	00776K685		SMID171	11/10/2018	0.12150	0.00400
Small/Mid-Cap Advantage Portfolio, Series 2017-1 -ADT 1778	35-2583829	00776K693	00776K677	00776K669	00776K685		SMID171	12/19/2018	0.13920	0.00458
Cohen & Steers Senior Variable Rate and Income Closed-End Portfolio, Series 201	35-2583821	00776K784	00776K792	00776K818	00776K800		SRV2171	1/10/2018	0.04480	0.00448
Cohen & Steers Senior Variable Rate and Income Closed-End Portfolio, Series 201	35-2583821	00776K784	00776K792	00776K818	00776K800		SRV2171	2/10/2018	0.04500	0.00450
Cohen & Steers Senior Variable Rate and Income Closed-End Portfolio, Series 201	35-2583821	00776K784	00776K792	00776K818	00776K800		SRV2171	3/10/2018	0.04430	0.00443
Cohen & Steers Senior Variable Rate and Income Closed-End Portfolio, Series 201	35-2583821	00776K784	00776K792	00776K818	00776K800		SRV2171	4/10/2018	0.04430	0.00443
Cohen & Steers Senior Variable Rate and Income Closed-End Portfolio, Series 201	35-2583821	00776K784	00776K792	00776K818	00776K800		SRV2171	5/10/2018	0.04430	0.00443
Cohen & Steers Senior Variable Rate and Income Closed-End Portfolio, Series 201	35-2583821	00776K784	00776K792	00776K818	00776K800		SRV2171	6/10/2018	0.04340	0.00434
Cohen & Steers Senior Variable Rate and Income Closed-End Portfolio, Series 201	35-2583821	00776K784	00776K792	00776K818	00776K800		SRV2171	7/10/2018	0.04380	0.00438
Cohen & Steers Senior Variable Rate and Income Closed-End Portfolio, Series 201	35-2583821	00776K784	00776K792	00776K818	00776K800		SRV2171	8/10/2018	0.04360	0.00436
Cohen & Steers Senior Variable Rate and Income Closed-End Portfolio, Series 201	35-2583821	00776K784	00776K792	00776K818	00776K800		SRV2171	9/10/2018	0.04370	0.00437
Cohen & Steers Senior Variable Rate and Income Closed-End Portfolio, Series 201	35-2583821	00776K784	00776K792	00776K818	00776K800		SRV2171	10/10/2018	0.04410	0.00441
Cohen & Steers Senior Variable Rate and Income Closed-End Portfolio, Series 201	35-2583821	00776K784	00776K792	00776K818	00776K800		SRV2171	11/10/2018	0.04450	0.00445
Cohen & Steers Senior Variable Rate and Income Closed-End Portfolio, Series 201	35-2583821	00776K784	00776K792	00776K818	00776K800		SRV2171	12/10/2018	0.05540	0.00555
Health Care Opportunities Portfolio, Series 2017-1- ADT 1774	35-2583820	00776L139	00776L113	00776L105	00776L121		HCO171	1/10/2018	0.17350	0.04750
Health Care Opportunities Portfolio, Series 2017-1- ADT 1774	35-2583820	00776L139	00776L113	00776L105	00776L121		HCO171	6/10/2018	0.02510	0.00678
Health Care Opportunities Portfolio, Series 2017-1- ADT 1774	35-2583820	00776L139	00776L113	00776L105	00776L121		HCO171	12/10/2018	0.02580	0.00697
Health Care Opportunities Portfolio, Series 2017-1- ADT 1774	35-2583820	00776L139	00776L113	00776L105	00776L121		HCO171	12/10/2018	0.21620	0.05920
Cohen & Steers Convertible and Income Closed-End Portfolio, Series 2017-1 - ADT	35-2583827	00776L188	00776L196	00776L212	00776L204		CONV171	1/10/2018	0.06520	0.01379
Cohen & Steers Convertible and Income Closed-End Portfolio, Series 2017-1 - ADT	35-2583827	00776L188	00776L196	00776L212	00776L204		CONV171	2/10/2018	0.06520	0.01379
Cohen & Steers Convertible and Income Closed-End Portfolio, Series 2017-1 - ADT	35-2583827	00776L188	00776L196	00776L212	00776L204		CONV171	3/10/2018	0.06340	0.01341
Cohen & Steers Convertible and Income Closed-End Portfolio, Series 2017-1 - ADT	35-2583827	00776L188	00776L196	00776L212	00776L204		CONV171	4/10/2018	0.06340	0.01341
Cohen & Steers Convertible and Income Closed-End Portfolio, Series 2017-1 - ADT	35-2583827	00776L188	00776L196	00776L212	00776L204		CONV171	5/10/2018	0.06330	0.01339
Cohen & Steers Convertible and Income Closed-End Portfolio, Series 2017-1 - ADT	35-2583827	00776L188	00776L196	00776L212	00776L204		CONV171	6/10/2018	0.06340	0.01341
Cohen & Steers Convertible and Income Closed-End Portfolio, Series 2017-1 - ADT	35-2583827	00776L188	00776L196	00776L212	00776L204		CONV171	7/10/2018	0.06330	0.01339
Cohen & Steers Convertible and Income Closed-End Portfolio, Series 2017-1 - ADT	35-2583827	00776L188	00776L196	00776L212	00776L204		CONV171	8/10/2018	0.06440	0.01362
Cohen & Steers Convertible and Income Closed-End Portfolio, Series 2017-1 - ADT	35-2583827	00776L188	00776L196	00776L212	00776L204		CONV171	9/10/2018	0.06340	0.01341
Cohen & Steers Convertible and Income Closed-End Portfolio, Series 2017-1 - ADT	35-2583827	00776L188	00776L196	00776L212	00776L204		CONV171	10/10/2018	0.06240	0.01320
Cohen & Steers Convertible and Income Closed-End Portfolio, Series 2017-1 - ADT	35-2583827	00776L188	00776L196	00776L212	00776L204		CONV171	11/10/2018	0.06000	0.01269
Cohen & Steers Convertible and Income Closed-End Portfolio, Series 2017-1 - ADT	35-2583827	00776L188	00776L196	00776L212	00776L204		CONV171	12/10/2018	0.07550	0.01597
Cohen & Steers Convertible and Income Closed-End Portfolio, Series 2017-1 - ADT	35-2583827	00776L188	00776L196	00776L212	00776L204		CONV171	12/31/2018	0.02330	0.00493
Utilities Portfolio-A Hartford Investment Management Company ("HIMCO") Portfoli T 1777	35-2583826	00776L345	00776L352	00776L378	00776L360		UTIL171	1/10/2018	0.02230	0.00221
Utilities Portfolio-A Hartford Investment Management Company ("HIMCO") Portfoli T 1777	35-2583826	00776L345	00776L352	00776L378	00776L360		UTIL171	2/10/2018	0.02230	0.00221
Utilities Portfolio-A Hartford Investment Management Company ("HIMCO") Portfoli T 1777	35-2583826	00776L345	00776L352	00776L378	00776L360		UTIL171	3/10/2018	0.02270	0.00225
Utilities Portfolio-A Hartford Investment Management Company ("HIMCO") Portfoli T 1777	35-2583826	00776L345	00776L352	00776L378	00776L360		UTIL171	4/10/2018	0.02260	0.00224
Utilities Portfolio-A Hartford Investment Management Company ("HIMCO") Portfoli T 1777	35-2583826	00776L345	00776L352	00776L378	00776L360		UTIL171	5/10/2018	0.02270	0.00225
Utilities Portfolio-A Hartford Investment Management Company ("HIMCO") Portfoli T 1777	35-2583826	00776L345	00776L352	00776L378	00776L360		UTIL171	6/10/2018	0.02140	0.00212
Utilities Portfolio-A Hartford Investment Management Company ("HIMCO") Portfoli T 1777	35-2583826	00776L345	00776L352	00776L378	00776L360		UTIL171	7/10/2018	0.02160	0.00214
Utilities Portfolio-A Hartford Investment Management Company ("HIMCO") Portfoli T 1777	35-2583826	00776L345	00776L352	00776L378	00776L360		UTIL171	8/10/2018	0.02160	0.00214
Utilities Portfolio-A Hartford Investment Management Company ("HIMCO") Portfoli T 1777	35-2583826	00776L345	00776L352	00776L378	00776L360		UTIL171	9/10/2018	0.02180	0.00216
Utilities Portfolio-A Hartford Investment Management Company ("HIMCO") Portfoli T 1777	35-2583826	00776L345	00776L352	00776L378	00776L360		UTIL171	10/10/2018	0.02170	0.00215
Utilities Portfolio-A Hartford Investment Management Company ("HIMCO") Portfoli T 1777	35-2583826	00776L345	00776L352	00776L378	00776L360		UTIL171	11/10/2018	0.02190	0.00217
Utilities Portfolio-A Hartford Investment Management Company ("HIMCO") Portfoli T 1777	35-2583826	00776L345	00776L352	00776L378	00776L360		UTIL171	12/10/2018	0.02200	0.00218
American Renaissance Portfolio -- A Cyrus J. Lawrence LLC ("CJL") Portfolio, Se0	35-2583832	00776L410	00776L394	00776L386	00776L402		AMRN171	6/10/2018	0.06160	0.02341
American Renaissance Portfolio -- A Cyrus J. Lawrence LLC ("CJL") Portfolio, Se0	35-2583832	00776L410	00776L394	00776L386	00776L402		AMRN171	12/10/2018	0.06540	0.02485
CreditSights High Yield Bond Portfolio, Series 2017-1 - ADT 1782	35-2583871	00776L469	00776L477				CSHY171	1/10/2018	4.09000	1.56402
CreditSights High Yield Bond Portfolio, Series 2017-1 - ADT 1782	35-2583871	00776L469	00776L477				CSHY171	2/10/2018	4.08000	1.56019
CreditSights High Yield Bond Portfolio, Series 2017-1 - ADT 1782	35-2583871	00776L469	00776L477				CSHY171	4/10/2018	44.19000	44.19000
CreditSights High Yield Bond Portfolio, Series 2017-1 - ADT 1782	35-2583871	00776L469	00776L477				CSHY171	3/10/2018	4.00000	1.52960
CreditSights High Yield Bond Portfolio, Series 2017-1 - ADT 1782	35-2583871	00776L469	00776L477				CSHY171	4/10/2018	4.02000	1.53725
CreditSights High Yield Bond Portfolio, Series 2017-1 - ADT 1782	35-2583871	00776L469	00776L477				CSHY171	5/10/2018	4.03000	1.54107
CreditSights High Yield Bond Portfolio, Series 2017-1 - ADT 1782	35-2583871	00776L469	00776L477				CSHY171	6/10/2018	6.24000	2.38618
CreditSights High Yield Bond Portfolio, Series 2017-1 - ADT 1782	35-2583871	00776L469	00776L477				CSHY171	7/10/2018	4.03000	1.54107
CreditSights High Yield Bond Portfolio, Series 2017-1 - ADT 1782	35-2583871	00776L469	00776L477				CSHY171	8/10/2018	4.04000	1.54490
CreditSights High Yield Bond Portfolio, Series 2017-1 - ADT 1782	35-2583871	00776L469	00776L477				CSHY171	9/10/2018	4.06000	1.55254
CreditSights High Yield Bond Portfolio, Series 2017-1 - ADT 1782	35-2583871	00776L469	00776L477				CSHY171	10/10/2018	4.06000	1.55254
CreditSights High Yield Bond Portfolio, Series 2017-1 - ADT 1782	35-2583871	00776L469	00776L477				CSHY171	11/10/2018	4.07000	1.55637
CreditSights High Yield Bond Portfolio, Series 2017-1 - ADT 1782	35-2583871	00776L469	00776L477				CSHY171	12/10/2018	4.08000	1.56019

Issuer's Name	EIN	CUSIP 1	CUSIP 2	CUSIP 3	CUSIP 4	CUSIP 5	Ticker Symbol	Date of Corporate Action	Distribution Per Unit	Per Unit Reduction of Taxpayer's Basis
Balanced Portfolio, Series 2017-2 - ADT 1783	35-2587022	00776L485	00776L493	00776L519	00776L501		BAL2172	1/10/2018	0.05360	0.02415
Balanced Portfolio, Series 2017-2 - ADT 1783	35-2587022	00776L485	00776L493	00776L519	00776L501		BAL2172	2/10/2018	0.05370	0.02420
Balanced Portfolio, Series 2017-2 - ADT 1783	35-2587022	00776L485	00776L493	00776L519	00776L501		BAL2172	3/10/2018	0.05300	0.02388
Balanced Portfolio, Series 2017-2 - ADT 1783	35-2587022	00776L485	00776L493	00776L519	00776L501		BAL2172	4/10/2018	0.05290	0.02384
Balanced Portfolio, Series 2017-2 - ADT 1783	35-2587022	00776L485	00776L493	00776L519	00776L501		BAL2172	5/10/2018	0.04960	0.02235
Balanced Portfolio, Series 2017-2 - ADT 1783	35-2587022	00776L485	00776L493	00776L519	00776L501		BAL2172	6/10/2018	0.05270	0.02375
Balanced Portfolio, Series 2017-2 - ADT 1783	35-2587022	00776L485	00776L493	00776L519	00776L501		BAL2172	7/10/2018	0.05270	0.02375
Balanced Portfolio, Series 2017-2 - ADT 1783	35-2587022	00776L485	00776L493	00776L519	00776L501		BAL2172	8/10/2018	0.05220	0.02352
Balanced Portfolio, Series 2017-2 - ADT 1783	35-2587022	00776L485	00776L493	00776L519	00776L501		BAL2172	9/10/2018	0.05230	0.02357
Balanced Portfolio, Series 2017-2 - ADT 1783	35-2587022	00776L485	00776L493	00776L519	00776L501		BAL2172	10/10/2018	0.05270	0.02375
Balanced Portfolio, Series 2017-2 - ADT 1783	35-2587022	00776L485	00776L493	00776L519	00776L501		BAL2172	11/10/2018	0.05160	0.02325
Balanced Portfolio, Series 2017-2 - ADT 1783	35-2587022	00776L485	00776L493	00776L519	00776L501		BAL2172	11/10/2018	0.13150	0.10673
Balanced Portfolio, Series 2017-2 - ADT 1783	35-2587022	00776L485	00776L493	00776L519	00776L501		BAL2172	12/10/2018	0.05210	0.02348
Cohen & Steers Equity Dividend & Income Closed-EndPortfolio, Series 2017-2 - A	35-2587025	00776L527	00776L535	00776L550	00776L543		EDICE172	1/10/2018	0.05910	0.02274
Cohen & Steers Equity Dividend & Income Closed-EndPortfolio, Series 2017-2 - A	35-2587025	00776L527	00776L535	00776L550	00776L543		EDICE172	2/10/2018	0.05900	0.02270
Cohen & Steers Equity Dividend & Income Closed-EndPortfolio, Series 2017-2 - A	35-2587025	00776L527	00776L535	00776L550	00776L543		EDICE172	3/10/2018	0.05870	0.02259
Cohen & Steers Equity Dividend & Income Closed-EndPortfolio, Series 2017-2 - A	35-2587025	00776L527	00776L535	00776L550	00776L543		EDICE172	4/10/2018	0.05870	0.02259
Cohen & Steers Equity Dividend & Income Closed-EndPortfolio, Series 2017-2 - A	35-2587025	00776L527	00776L535	00776L550	00776L543		EDICE172	5/10/2018	0.06200	0.02386
Cohen & Steers Equity Dividend & Income Closed-EndPortfolio, Series 2017-2 - A	35-2587025	00776L527	00776L535	00776L550	00776L543		EDICE172	6/10/2018	0.05840	0.02247
Cohen & Steers Equity Dividend & Income Closed-EndPortfolio, Series 2017-2 - A	35-2587025	00776L527	00776L535	00776L550	00776L543		EDICE172	7/10/2018	0.05840	0.02247
Cohen & Steers Equity Dividend & Income Closed-EndPortfolio, Series 2017-2 - A	35-2587025	00776L527	00776L535	00776L550	00776L543		EDICE172	8/10/2018	0.05840	0.02247
Cohen & Steers Equity Dividend & Income Closed-EndPortfolio, Series 2017-2 - A	35-2587025	00776L527	00776L535	00776L550	00776L543		EDICE172	9/10/2018	0.05840	0.02247
Cohen & Steers Equity Dividend & Income Closed-EndPortfolio, Series 2017-2 - A	35-2587025	00776L527	00776L535	00776L550	00776L543		EDICE172	10/10/2018	0.06180	0.02378
Cohen & Steers Equity Dividend & Income Closed-EndPortfolio, Series 2017-2 - A	35-2587025	00776L527	00776L535	00776L550	00776L543		EDICE172	11/10/2018	0.06110	0.02351
Cohen & Steers Equity Dividend & Income Closed-EndPortfolio, Series 2017-2 - A	35-2587025	00776L527	00776L535	00776L550	00776L543		EDICE172	12/10/2018	0.06190	0.02382
Global Technology Portfolio, Series 2017-2 - ADT 1785	35-2587027	00776L634	00776L618	00776L600	00776L626		GTP172	10/12/2018	0.09270	0.00140
Global Technology Portfolio, Series 2017-2 - ADT 1785	35-2587027	00776L634	00776L618	00776L600	00776L626		GTP172	12/19/2018	0.25800	0.00390
Blue Chip Covered Call Portfolio, Series 2017-2Q (ADT 1786)	35-2587028	00776L642	00776L659				BCCV172Q	3/10/2018	0.02700	0.02700
Blue Chip Covered Call Portfolio, Series 2017-2Q (ADT 1786)	35-2587028	00776L642	00776L659				BCCV172Q	3/10/2018	0.10890	0.09806
Blue Chip Covered Call Portfolio, Series 2017-2Q (ADT 1786)	35-2587028	00776L642	00776L659				BCCV172Q	6/10/2018	0.02070	0.02070
Blue Chip Covered Call Portfolio, Series 2017-2Q (ADT 1786)	35-2587028	00776L642	00776L659				BCCV172Q	6/10/2018	0.11340	0.10212
Blue Chip Covered Call Portfolio, Series 2017-2Q (ADT 1786)	35-2587028	00776L642	00776L659				BCCV172Q	9/10/2018	0.02560	0.02560
Blue Chip Covered Call Portfolio, Series 2017-2Q (ADT 1786)	35-2587028	00776L642	00776L659				BCCV172Q	9/10/2018	0.11400	0.10266
Blue Chip Covered Call Portfolio, Series 2017-2Q (ADT 1786)	35-2587028	00776L642	00776L659				BCCV172Q	12/10/2018	0.02190	0.02190
Blue Chip Covered Call Portfolio, Series 2017-2Q (ADT 1786)	35-2587028	00776L642	00776L659				BCCV172Q	12/10/2018	0.12650	0.11391
Income Quality Covered Call Portfolio, Series 2017-2Q - ADT 1787	35-2587029	00776L667	00776L675				IQCV172Q	3/10/2018	0.03610	0.03610
Income Quality Covered Call Portfolio, Series 2017-2Q - ADT 1787	35-2587029	00776L667	00776L675				IQCV172Q	3/10/2018	0.12640	0.02735
Income Quality Covered Call Portfolio, Series 2017-2Q - ADT 1787	35-2587029	00776L667	00776L675				IQCV172Q	6/10/2018	0.04460	0.04460
Income Quality Covered Call Portfolio, Series 2017-2Q - ADT 1787	35-2587029	00776L667	00776L675				IQCV172Q	6/10/2018	0.10410	0.02253
Income Quality Covered Call Portfolio, Series 2017-2Q - ADT 1787	35-2587029	00776L667	00776L675				IQCV172Q	9/10/2018	0.04080	0.04080
Income Quality Covered Call Portfolio, Series 2017-2Q - ADT 1787	35-2587029	00776L667	00776L675				IQCV172Q	9/10/2018	0.10470	0.02266
Income Quality Covered Call Portfolio, Series 2017-2Q - ADT 1787	35-2587029	00776L667	00776L675				IQCV172Q	12/10/2018	0.03250	0.03250
Income Quality Covered Call Portfolio, Series 2017-2Q - ADT 1787	35-2587029	00776L667	00776L675				IQCV172Q	12/10/2018	0.13980	0.03025
Dividend Ruler Covered Call Portfolio, Series 2017-2Q - (ADT 1790)	35-2587038	00776L725	00776L733				DRCC172Q	3/10/2018	0.08230	0.01820
Dividend Ruler Covered Call Portfolio, Series 2017-2Q - (ADT 1790)	35-2587038	00776L725	00776L733				DRCC172Q	6/10/2018	0.08520	0.01885
Dividend Ruler Covered Call Portfolio, Series 2017-2Q - (ADT 1790)	35-2587038	00776L725	00776L733				DRCC172Q	9/10/2018	0.08610	0.01905
Dividend Ruler Covered Call Portfolio, Series 2017-2Q - (ADT 1790)	35-2587038	00776L725	00776L733				DRCC172Q	12/10/2018	0.08650	0.01913
Financial Opportunities Portfolio, Series 2017-2 -ADT 1791	35-2587039	00776L758	00776L741	00776L774	00776L766		FIN172	12/19/2018	0.15510	0.00585
Global Inflation Growth Portfolio, Series 2017-1 -ADT 1791	35-2587040	00776L816	00776L790	00776L782	00776L808		GIG171	12/19/2018	0.39110	0.03047
Advisors Corporate Trust - Navellier/Dial High Income Opportunities Portfolio,	35-2596587	00776M384	00776M392				ACTND121	1/10/2018	3.62000	0.61576
Advisors Corporate Trust - Navellier/Dial High Income Opportunities Portfolio,	35-2596587	00776M384	00776M392				ACTND121	2/10/2018	3.63000	0.61746
Advisors Corporate Trust - Navellier/Dial High Income Opportunities Portfolio,	35-2596587	00776M384	00776M392				ACTND121	3/10/2018	3.63000	0.61746
Advisors Corporate Trust - Navellier/Dial High Income Opportunities Portfolio,	35-2596587	00776M384	00776M392				ACTND121	4/10/2018	3.68000	0.62597
Advisors Corporate Trust - Navellier/Dial High Income Opportunities Portfolio,	35-2596587	00776M384	00776M392				ACTND121	5/10/2018	3.63000	0.61746
Advisors Corporate Trust - Navellier/Dial High Income Opportunities Portfolio,	35-2596587	00776M384	00776M392				ACTND121	6/10/2018	3.64000	0.61916
Advisors Corporate Trust - Navellier/Dial High Income Opportunities Portfolio,	35-2596587	00776M384	00776M392				ACTND121	7/10/2018	3.65000	0.62087
Advisors Corporate Trust - Navellier/Dial High Income Opportunities Portfolio,	35-2596587	00776M384	00776M392				ACTND121	8/10/2018	3.64000	0.61916
Advisors Corporate Trust - Navellier/Dial High Income Opportunities Portfolio,	35-2596587	00776M384	00776M392				ACTND121	9/10/2018	3.65000	0.62087
Advisors Corporate Trust - Navellier/Dial High Income Opportunities Portfolio,	35-2596587	00776M384	00776M392				ACTND121	10/10/2018	3.65000	0.62087

Issuer's Name	EIN	CUSIP 1	CUSIP 2	CUSIP 3	CUSIP 4	CUSIP 5	Ticker Symbol	Date of Corporate Action	Distribution Per Unit	Per Unit Reduction of Taxpayer's Basis
Cohen & Steers Covered Call & Income Strategies Closed-End Portfolio, Series 20	35-2590482	00776M624	00776M632	00776M657	00776M640		CV2Y172	12/10/2018	0.05850	0.01786
Cohen & Steers Covered Call & Income Strategies Closed-End Portfolio, Series 20	35-2590482	00776M624	00776M632	00776M657	00776M640		CV2Y172	12/31/2018	0.01010	0.00308
Cohen & Steers Global Covered Call & Income Strategies Closed-End Portfolio, Se4	35-2590483	00776M665	00776M673	00776M699	00776M681		GCV2Y172	1/10/2018	0.06480	0.02732
Cohen & Steers Global Covered Call & Income Strategies Closed-End Portfolio, Se4	35-2590483	00776M665	00776M673	00776M699	00776M681		GCV2Y172	2/10/2018	0.06480	0.02732
Cohen & Steers Global Covered Call & Income Strategies Closed-End Portfolio, Se4	35-2590483	00776M665	00776M673	00776M699	00776M681		GCV2Y172	3/10/2018	0.06570	0.02770
Cohen & Steers Global Covered Call & Income Strategies Closed-End Portfolio, Se4	35-2590483	00776M665	00776M673	00776M699	00776M681		GCV2Y172	4/10/2018	0.06570	0.02770
Cohen & Steers Global Covered Call & Income Strategies Closed-End Portfolio, Se4	35-2590483	00776M665	00776M673	00776M699	00776M681		GCV2Y172	5/10/2018	0.06570	0.02770
Cohen & Steers Global Covered Call & Income Strategies Closed-End Portfolio, Se4	35-2590483	00776M665	00776M673	00776M699	00776M681		GCV2Y172	6/10/2018	0.06540	0.02757
Cohen & Steers Global Covered Call & Income Strategies Closed-End Portfolio, Se4	35-2590483	00776M665	00776M673	00776M699	00776M681		GCV2Y172	7/10/2018	0.06510	0.02745
Cohen & Steers Global Covered Call & Income Strategies Closed-End Portfolio, Se4	35-2590483	00776M665	00776M673	00776M699	00776M681		GCV2Y172	8/10/2018	0.06490	0.02736
Cohen & Steers Global Covered Call & Income Strategies Closed-End Portfolio, Se4	35-2590483	00776M665	00776M673	00776M699	00776M681		GCV2Y172	9/10/2018	0.06470	0.02728
Cohen & Steers Global Covered Call & Income Strategies Closed-End Portfolio, Se4	35-2590483	00776M665	00776M673	00776M699	00776M681		GCV2Y172	10/10/2018	0.06460	0.02724
Cohen & Steers Global Covered Call & Income Strategies Closed-End Portfolio, Se4	35-2590483	00776M665	00776M673	00776M699	00776M681		GCV2Y172	11/10/2018	0.06450	0.02719
Cohen & Steers Global Covered Call & Income Strategies Closed-End Portfolio, Se4	35-2590483	00776M665	00776M673	00776M699	00776M681		GCV2Y172	12/10/2018	0.06390	0.02694
Cohen & Steers Global Covered Call & Income Strategies Closed-End Portfolio, Se4	35-2590483	00776M665	00776M673	00776M699	00776M681		GCV2Y172	12/31/2018	0.00490	0.00207
Energy Opportunities Portfolio, Series 2017-2 - ADT 1794	35-2590480	00776M715	00776M707	00776M731	00776M723		ENOP172	1/10/2018	0.03940	0.00362
Energy Opportunities Portfolio, Series 2017-2 - ADT 1794	35-2590480	00776M715	00776M707	00776M731	00776M723		ENOP172	4/10/2018	0.04690	0.00431
Energy Opportunities Portfolio, Series 2017-2 - ADT 1794	35-2590480	00776M715	00776M707	00776M731	00776M723		ENOP172	7/10/2018	0.05310	0.00487
Energy Opportunities Portfolio, Series 2017-2 - ADT 1794	35-2590480	00776M715	00776M707	00776M731	00776M723		ENOP172	10/10/2018	0.04610	0.00423
Energy Opportunities Portfolio, Series 2017-2 - ADT 1794	35-2590480	00776M715	00776M707	00776M731	00776M723		ENOP172	12/31/2018	0.07810	0.00717
Tactical Income Closed-End Portfolio, Series 2017-2 - ADT 1794	35-2590484	00776M780	00776M798	00776M814	00776M806		TICE2172	1/10/2018	0.06730	0.02895
Tactical Income Closed-End Portfolio, Series 2017-2 - ADT 1794	35-2590484	00776M780	00776M798	00776M814	00776M806		TICE2172	2/10/2018	0.06760	0.02907
Tactical Income Closed-End Portfolio, Series 2017-2 - ADT 1794	35-2590484	00776M780	00776M798	00776M814	00776M806		TICE2172	3/10/2018	0.06700	0.02882
Tactical Income Closed-End Portfolio, Series 2017-2 - ADT 1794	35-2590484	00776M780	00776M798	00776M814	00776M806		TICE2172	4/10/2018	0.06650	0.02860
Tactical Income Closed-End Portfolio, Series 2017-2 - ADT 1794	35-2590484	00776M780	00776M798	00776M814	00776M806		TICE2172	5/10/2018	0.06670	0.02611
Tactical Income Closed-End Portfolio, Series 2017-2 - ADT 1794	35-2590484	00776M780	00776M798	00776M814	00776M806		TICE2172	6/10/2018	0.06570	0.02826
Tactical Income Closed-End Portfolio, Series 2017-2 - ADT 1794	35-2590484	00776M780	00776M798	00776M814	00776M806		TICE2172	7/10/2018	0.06530	0.02809
Tactical Income Closed-End Portfolio, Series 2017-2 - ADT 1794	35-2590484	00776M780	00776M798	00776M814	00776M806		TICE2172	8/10/2018	0.06540	0.02813
Tactical Income Closed-End Portfolio, Series 2017-2 - ADT 1794	35-2590484	00776M780	00776M798	00776M814	00776M806		TICE2172	9/10/2018	0.06540	0.02813
Tactical Income Closed-End Portfolio, Series 2017-2 - ADT 1794	35-2590484	00776M780	00776M798	00776M814	00776M806		TICE2172	10/10/2018	0.06540	0.02813
Tactical Income Closed-End Portfolio, Series 2017-2 - ADT 1794	35-2590484	00776M780	00776M798	00776M814	00776M806		TICE2172	11/10/2018	0.06480	0.02787
Tactical Income Closed-End Portfolio, Series 2017-2 - ADT 1794	35-2590484	00776M780	00776M798	00776M814	00776M806		TICE2172	12/10/2018	0.06520	0.02804
American Renaissance Portfolio -- A Cyrus J. Lawrence LLC ("CJL") Portfolio, Se1	35-2594877	00776N135	00776N119	00776N101	00776N127		AMRN172	12/10/2018	0.11890	0.02659
Cohen & Steers Convertible and Income Closed-End Portfolio, Series 2017-2 - ADT	35-2594875	00776N143	00776N150	00776N176	00776N168		CONV172	1/10/2018	0.06410	0.02457
Cohen & Steers Convertible and Income Closed-End Portfolio, Series 2017-2 - ADT	35-2594875	00776N143	00776N150	00776N176	00776N168		CONV172	2/10/2018	0.06410	0.02457
Cohen & Steers Convertible and Income Closed-End Portfolio, Series 2017-2 - ADT	35-2594875	00776N143	00776N150	00776N176	00776N168		CONV172	3/10/2018	0.06210	0.02380
Cohen & Steers Convertible and Income Closed-End Portfolio, Series 2017-2 - ADT	35-2594875	00776N143	00776N150	00776N176	00776N168		CONV172	4/10/2018	0.06200	0.02376
Cohen & Steers Convertible and Income Closed-End Portfolio, Series 2017-2 - ADT	35-2594875	00776N143	00776N150	00776N176	00776N168		CONV172	5/10/2018	0.06190	0.02373
Cohen & Steers Convertible and Income Closed-End Portfolio, Series 2017-2 - ADT	35-2594875	00776N143	00776N150	00776N176	00776N168		CONV172	6/10/2018	0.06180	0.02369
Cohen & Steers Convertible and Income Closed-End Portfolio, Series 2017-2 - ADT	35-2594875	00776N143	00776N150	00776N176	00776N168		CONV172	7/10/2018	0.06170	0.02365
Cohen & Steers Convertible and Income Closed-End Portfolio, Series 2017-2 - ADT	35-2594875	00776N143	00776N150	00776N176	00776N168		CONV172	8/10/2018	0.06260	0.02399
Cohen & Steers Convertible and Income Closed-End Portfolio, Series 2017-2 - ADT	35-2594875	00776N143	00776N150	00776N176	00776N168		CONV172	9/10/2018	0.06120	0.02346
Cohen & Steers Convertible and Income Closed-End Portfolio, Series 2017-2 - ADT	35-2594875	00776N143	00776N150	00776N176	00776N168		CONV172	10/10/2018	0.06020	0.02307
Cohen & Steers Convertible and Income Closed-End Portfolio, Series 2017-2 - ADT	35-2594875	00776N143	00776N150	00776N176	00776N168		CONV172	11/10/2018	0.05790	0.02219
Cohen & Steers Convertible and Income Closed-End Portfolio, Series 2017-2 - ADT	35-2594875	00776N143	00776N150	00776N176	00776N168		CONV172	12/10/2018	0.07180	0.02752
Cohen & Steers Preferred Income Opportunities Portfolio, Series 2017-2Q- ADT 17	35-2594878	00776N184	00776N192	00776N218	00776N200		PFD172Q	1/10/2018	0.03990	0.00545
Cohen & Steers Preferred Income Opportunities Portfolio, Series 2017-2Q- ADT 17	35-2594878	00776N184	00776N192	00776N218	00776N200		PFD172Q	2/10/2018	0.03990	0.00545
Cohen & Steers Preferred Income Opportunities Portfolio, Series 2017-2Q- ADT 17	35-2594878	00776N184	00776N192	00776N218	00776N200		PFD172Q	3/10/2018	0.04080	0.00557
Cohen & Steers Preferred Income Opportunities Portfolio, Series 2017-2Q- ADT 17	35-2594878	00776N184	00776N192	00776N218	00776N200		PFD172Q	4/10/2018	0.04070	0.00556
Cohen & Steers Preferred Income Opportunities Portfolio, Series 2017-2Q- ADT 17	35-2594878	00776N184	00776N192	00776N218	00776N200		PFD172Q	5/10/2018	0.04170	0.00569
Cohen & Steers Preferred Income Opportunities Portfolio, Series 2017-2Q- ADT 17	35-2594878	00776N184	00776N192	00776N218	00776N200		PFD172Q	6/10/2018	0.04250	0.00580
Cohen & Steers Preferred Income Opportunities Portfolio, Series 2017-2Q- ADT 17	35-2594878	00776N184	00776N192	00776N218	00776N200		PFD172Q	7/10/2018	0.04240	0.00579
Cohen & Steers Preferred Income Opportunities Portfolio, Series 2017-2Q- ADT 17	35-2594878	00776N184	00776N192	00776N218	00776N200		PFD172Q	8/10/2018	0.04230	0.00577
Global Basic Materials Portfolio, Series 2017-2-ADT 1751	35-2594874	00776N234	00776N226	00776N259	00776N242		GLOBM172	12/19/2018	0.28300	0.00628
REIT Portfolio, Series 2017-2Q - A Hartford Investment Management Company ("HIM1751	35-2594872	00776N267	00776N275	00776N291	00776N283		REIT172Q	1/10/2018	0.03250	0.01405
REIT Portfolio, Series 2017-2Q - A Hartford Investment Management Company ("HIM1751	35-2594872	00776N267	00776N275	00776N291	00776N283		REIT172Q	2/10/2018	0.03260	0.01409
REIT Portfolio, Series 2017-2Q - A Hartford Investment Management Company ("HIM1751	35-2594872	00776N267	00776N275	00776N291	00776N283		REIT172Q	3/10/2018	0.03030	0.01310
REIT Portfolio, Series 2017-2Q - A Hartford Investment Management Company ("HIM1751	35-2594872	00776N267	00776N275	00776N291	00776N283		REIT172Q	4/10/2018	0.03070	0.01327
REIT Portfolio, Series 2017-2Q - A Hartford Investment Management Company ("HIM1751	35-2594872	00776N267	00776N275	00776N291	00776N283		REIT172Q	5/10/2018	0.03100	0.01340

Issuer's Name	EIN	CUSIP 1	CUSIP 2	CUSIP 3	CUSIP 4	CUSIP 5	Ticker Symbol	Date of Corporate Action	Distribution Per Unit	Per Unit Reduction of Taxpayer's Basis
REIT Portfolio, Series 2017-2Q - A Hartford Investment Management Company ("HIM1751	35-2594872	00776N267	00776N275	00776N291	00776N283		REIT172Q	6/10/2018	0.03110	0.01344
REIT Portfolio, Series 2017-2Q - A Hartford Investment Management Company ("HIM1751	35-2594872	00776N267	00776N275	00776N291	00776N283		REIT172Q	7/10/2018	0.03100	0.01340
REIT Portfolio, Series 2017-2Q - A Hartford Investment Management Company ("HIM1751	35-2594872	00776N267	00776N275	00776N291	00776N283		REIT172Q	8/10/2018	0.03060	0.01323
REIT Portfolio, Series 2017-2Q - A Hartford Investment Management Company ("HIM1751	35-2594872	00776N267	00776N275	00776N291	00776N283		REIT172Q	8/10/2018	0.28370	0.11907
Small/Mid-Cap Advantage Portfolio, Series 2017-2 -ADT 1751	35-2594873	00776N333	00776N317	00776N309	00776N325		SMID172	7/10/2018	0.22940	0.00746
Small/Mid-Cap Advantage Portfolio, Series 2017-2 -ADT 1751	35-2594873	00776N333	00776N317	00776N309	00776N325		SMID172	10/12/2018	0.05020	0.00163
Small/Mid-Cap Advantage Portfolio, Series 2017-2 -ADT 1751	35-2594873	00776N333	00776N317	00776N309	00776N325		SMID172	12/19/2018	0.07820	0.00254
Utilities Portfolio-A Hartford Investment Management Company ("HIMCO") PortfoliDT 1751	35-2594876	00776N341	00776N358	00776N374	00776N366		UTIL172Q	1/10/2018	0.02210	0.00979
Utilities Portfolio-A Hartford Investment Management Company ("HIMCO") PortfoliDT 1751	35-2594876	00776N341	00776N358	00776N374	00776N366		UTIL172Q	2/10/2018	0.02230	0.00988
Utilities Portfolio-A Hartford Investment Management Company ("HIMCO") PortfoliDT 1751	35-2594876	00776N341	00776N358	00776N374	00776N366		UTIL172Q	3/10/2018	0.02250	0.00997
Utilities Portfolio-A Hartford Investment Management Company ("HIMCO") PortfoliDT 1751	35-2594876	00776N341	00776N358	00776N374	00776N366		UTIL172Q	4/10/2018	0.02240	0.00993
Utilities Portfolio-A Hartford Investment Management Company ("HIMCO") PortfoliDT 1751	35-2594876	00776N341	00776N358	00776N374	00776N366		UTIL172Q	5/10/2018	0.02250	0.00997
Utilities Portfolio-A Hartford Investment Management Company ("HIMCO") PortfoliDT 1751	35-2594876	00776N341	00776N358	00776N374	00776N366		UTIL172Q	6/10/2018	0.02240	0.00993
Utilities Portfolio-A Hartford Investment Management Company ("HIMCO") PortfoliDT 1751	35-2594876	00776N341	00776N358	00776N374	00776N366		UTIL172Q	7/10/2018	0.02140	0.00948
Utilities Portfolio-A Hartford Investment Management Company ("HIMCO") PortfoliDT 1751	35-2594876	00776N341	00776N358	00776N374	00776N366		UTIL172Q	8/10/2018	0.02130	0.00944
Cohen & Steers Senior Variable Rate and Income Closed-End Portfolio, Series 201	35-2594879	00776N382	00776N390	00776N416	00776N408		SRV2172	1/10/2018	0.04580	0.00370
Cohen & Steers Senior Variable Rate and Income Closed-End Portfolio, Series 201	35-2594879	00776N382	00776N390	00776N416	00776N408		SRV2172	2/10/2018	0.04610	0.00372
Cohen & Steers Senior Variable Rate and Income Closed-End Portfolio, Series 201	35-2594879	00776N382	00776N390	00776N416	00776N408		SRV2172	3/10/2018	0.04560	0.00368
Cohen & Steers Senior Variable Rate and Income Closed-End Portfolio, Series 201	35-2594879	00776N382	00776N390	00776N416	00776N408		SRV2172	4/10/2018	0.04560	0.00368
Cohen & Steers Senior Variable Rate and Income Closed-End Portfolio, Series 201	35-2594879	00776N382	00776N390	00776N416	00776N408		SRV2172	5/10/2018	0.04550	0.00368
Cohen & Steers Senior Variable Rate and Income Closed-End Portfolio, Series 201	35-2594879	00776N382	00776N390	00776N416	00776N408		SRV2172	6/10/2018	0.04490	0.00363
Cohen & Steers Senior Variable Rate and Income Closed-End Portfolio, Series 201	35-2594879	00776N382	00776N390	00776N416	00776N408		SRV2172	7/10/2018	0.04520	0.00365
Cohen & Steers Senior Variable Rate and Income Closed-End Portfolio, Series 201	35-2594879	00776N382	00776N390	00776N416	00776N408		SRV2172	8/10/2018	0.04500	0.00364
Cohen & Steers Senior Variable Rate and Income Closed-End Portfolio, Series 201	35-2594879	00776N382	00776N390	00776N416	00776N408		SRV2172	9/10/2018	0.04520	0.00365
Cohen & Steers Senior Variable Rate and Income Closed-End Portfolio, Series 201	35-2594879	00776N382	00776N390	00776N416	00776N408		SRV2172	10/10/2018	0.04550	0.00368
Cohen & Steers Senior Variable Rate and Income Closed-End Portfolio, Series 201	35-2594879	00776N382	00776N390	00776N416	00776N408		SRV2172	11/10/2018	0.04570	0.00369
Cohen & Steers Senior Variable Rate and Income Closed-End Portfolio, Series 201	35-2594879	00776N382	00776N390	00776N416	00776N408		SRV2172	12/10/2018	0.05710	0.00461
Business Development Company Opportunities Portfolio Series 2017-2 - ADT 1799	35-2594885	00776N705	00776N713	00776N739	00776N721		BDC172	1/10/2018	0.06920	0.00996
Business Development Company Opportunities Portfolio Series 2017-2 - ADT 1799	35-2594885	00776N705	00776N713	00776N739	00776N721		BDC172	2/10/2018	0.06890	0.00992
Business Development Company Opportunities Portfolio Series 2017-2 - ADT 1799	35-2594885	00776N705	00776N713	00776N739	00776N721		BDC172	3/10/2018	0.06900	0.00994
Business Development Company Opportunities Portfolio Series 2017-2 - ADT 1799	35-2594885	00776N705	00776N713	00776N739	00776N721		BDC172	4/10/2018	0.06840	0.00985
Business Development Company Opportunities Portfolio Series 2017-2 - ADT 1799	35-2594885	00776N705	00776N713	00776N739	00776N721		BDC172	5/10/2018	0.06840	0.00985
Business Development Company Opportunities Portfolio Series 2017-2 - ADT 1799	35-2594885	00776N705	00776N713	00776N739	00776N721		BDC172	6/10/2018	0.06850	0.00986
Business Development Company Opportunities Portfolio Series 2017-2 - ADT 1799	35-2594885	00776N705	00776N713	00776N739	00776N721		BDC172	7/10/2018	0.06680	0.00962
Business Development Company Opportunities Portfolio Series 2017-2 - ADT 1799	35-2594885	00776N705	00776N713	00776N739	00776N721		BDC172	8/10/2018	0.06690	0.00963
Business Development Company Opportunities Portfolio Series 2017-2 - ADT 1799	35-2594885	00776N705	00776N713	00776N739	00776N721		BDC172	9/10/2018	0.06450	0.00929
Business Development Company Opportunities Portfolio Series 2017-2 - ADT 1799	35-2594885	00776N705	00776N713	00776N739	00776N721		BDC172	9/10/2018	0.19670	0.19670
Business Development Company Opportunities Portfolio Series 2017-2 - ADT 1799	35-2594885	00776N705	00776N713	00776N739	00776N721		BDC172	10/10/2018	0.06410	0.00923
Business Development Company Opportunities Portfolio Series 2017-2 - ADT 1799	35-2594885	00776N705	00776N713	00776N739	00776N721		BDC172	10/10/2018	0.08290	0.08290
Business Development Company Opportunities Portfolio Series 2017-2 - ADT 1799	35-2594885	00776N705	00776N713	00776N739	00776N721		BDC172	11/10/2018	0.06720	0.00968
Business Development Company Opportunities Portfolio Series 2017-2 - ADT 1799	35-2594885	00776N705	00776N713	00776N739	00776N721		BDC172	12/10/2018	0.06720	0.00968
Health Care Opportunities Portfolio, Series 2017-2- ADT 1799	35-2594886	00776N853	00776N838	00776N820	00776N846		HCO172	6/10/2018	0.02260	0.01759
Health Care Opportunities Portfolio, Series 2017-2- ADT 1799	35-2594886	00776N853	00776N838	00776N820	00776N846		HCO172	12/10/2018	0.01680	0.01307
Health Care Opportunities Portfolio, Series 2017-2- ADT 1799	35-2594886	00776N853	00776N838	00776N820	00776N846		HCO172	12/10/2018	0.18650	0.16192
Blue Chip Covered Call Portfolio, Series 2017-3Q (ADT 1803)	35-2596527	00776N861	00776N879				BCCV173Q	3/10/2018	0.03300	0.03300
Blue Chip Covered Call Portfolio, Series 2017-3Q (ADT 1803)	35-2596527	00776N861	00776N879				BCCV173Q	3/10/2018	0.13540	0.11658
Blue Chip Covered Call Portfolio, Series 2017-3Q (ADT 1803)	35-2596527	00776N861	00776N879				BCCV173Q	6/10/2018	0.02860	0.02860
Blue Chip Covered Call Portfolio, Series 2017-3Q (ADT 1803)	35-2596527	00776N861	00776N879				BCCV173Q	6/10/2018	0.13610	0.11718
Blue Chip Covered Call Portfolio, Series 2017-3Q (ADT 1803)	35-2596527	00776N861	00776N879				BCCV173Q	9/10/2018	0.03340	0.03340
Blue Chip Covered Call Portfolio, Series 2017-3Q (ADT 1803)	35-2596527	00776N861	00776N879				BCCV173Q	9/10/2018	0.13610	0.11718
Blue Chip Covered Call Portfolio, Series 2017-3Q (ADT 1803)	35-2596527	00776N861	00776N879				BCCV173Q	12/10/2018	0.03090	0.03090
Blue Chip Covered Call Portfolio, Series 2017-3Q (ADT 1803)	35-2596527	00776N861	00776N879				BCCV173Q	12/10/2018	0.13690	0.11787
Financial Opportunities Portfolio, Series 2017-3 -ADT 1809	35-2594911	00776Q237	00776Q229	00776Q252	00776Q245		FIN173	12/19/2018	0.05560	0.00185
Balanced Portfolio, Series 2017-3 - ADT 1802	35-2594902	00776Q302	00776Q310	00776Q336	00776Q328		BAL2173	1/10/2018	0.05400	0.02316
Balanced Portfolio, Series 2017-3 - ADT 1802	35-2594902	00776Q302	00776Q310	00776Q336	00776Q328		BAL2173	2/10/2018	0.05420	0.02325
Balanced Portfolio, Series 2017-3 - ADT 1802	35-2594902	00776Q302	00776Q310	00776Q336	00776Q328		BAL2173	3/10/2018	0.05510	0.02363
Balanced Portfolio, Series 2017-3 - ADT 1802	35-2594902	00776Q302	00776Q310	00776Q336	00776Q328		BAL2173	4/10/2018	0.05480	0.02350
Balanced Portfolio, Series 2017-3 - ADT 1802	35-2594902	00776Q302	00776Q310	00776Q336	00776Q328		BAL2173	5/10/2018	0.05290	0.02269
Balanced Portfolio, Series 2017-3 - ADT 1802	35-2594902	00776Q302	00776Q310	00776Q336	00776Q328		BAL2173	6/10/2018	0.05490	0.02355

Issuer's Name	EIN	CUSIP 1	CUSIP 2	CUSIP 3	CUSIP 4	CUSIP 5	Ticker Symbol	Date of Corporate Action	Distribution Per Unit	Per Unit Reduction of Taxpayer's Basis
Balanced Portfolio, Series 2017-3 - ADT 1802	35-2594902	00776Q302	00776Q310	00776Q336	00776Q328		BAL2173	7/10/2018	0.05480	0.02350
Balanced Portfolio, Series 2017-3 - ADT 1802	35-2594902	00776Q302	00776Q310	00776Q336	00776Q328		BAL2173	8/10/2018	0.05440	0.02333
Balanced Portfolio, Series 2017-3 - ADT 1802	35-2594902	00776Q302	00776Q310	00776Q336	00776Q328		BAL2173	9/10/2018	0.05440	0.02333
Balanced Portfolio, Series 2017-3 - ADT 1802	35-2594902	00776Q302	00776Q310	00776Q336	00776Q328		BAL2173	10/10/2018	0.05460	0.02342
Balanced Portfolio, Series 2017-3 - ADT 1802	35-2594902	00776Q302	00776Q310	00776Q336	00776Q328		BAL2173	11/10/2018	0.05360	0.02299
Balanced Portfolio, Series 2017-3 - ADT 1802	35-2594902	00776Q302	00776Q310	00776Q336	00776Q328		BAL2173	12/10/2018	0.05400	0.02316
Cohen & Steers Equity Dividend & Income Closed-EndPortfolio, Series 2017-3 - A	35-2594901	00776Q344	00776Q351	00776Q377	00776Q369		EDICE173	1/10/2018	0.06430	0.03025
Cohen & Steers Equity Dividend & Income Closed-EndPortfolio, Series 2017-3 - A	35-2594901	00776Q344	00776Q351	00776Q377	00776Q369		EDICE173	2/10/2018	0.06420	0.03021
Cohen & Steers Equity Dividend & Income Closed-EndPortfolio, Series 2017-3 - A	35-2594901	00776Q344	00776Q351	00776Q377	00776Q369		EDICE173	3/10/2018	0.06420	0.03021
Cohen & Steers Equity Dividend & Income Closed-EndPortfolio, Series 2017-3 - A	35-2594901	00776Q344	00776Q351	00776Q377	00776Q369		EDICE173	4/10/2018	0.06400	0.03011
Cohen & Steers Equity Dividend & Income Closed-EndPortfolio, Series 2017-3 - A	35-2594901	00776Q344	00776Q351	00776Q377	00776Q369		EDICE173	5/10/2018	0.06410	0.03016
Cohen & Steers Equity Dividend & Income Closed-EndPortfolio, Series 2017-3 - A	35-2594901	00776Q344	00776Q351	00776Q377	00776Q369		EDICE173	6/10/2018	0.06390	0.03006
Cohen & Steers Equity Dividend & Income Closed-EndPortfolio, Series 2017-3 - A	35-2594901	00776Q344	00776Q351	00776Q377	00776Q369		EDICE173	7/10/2018	0.06390	0.03006
Cohen & Steers Equity Dividend & Income Closed-EndPortfolio, Series 2017-3 - A	35-2594901	00776Q344	00776Q351	00776Q377	00776Q369		EDICE173	8/10/2018	0.06350	0.02988
Cohen & Steers Equity Dividend & Income Closed-EndPortfolio, Series 2017-3 - A	35-2594901	00776Q344	00776Q351	00776Q377	00776Q369		EDICE173	9/10/2018	0.06340	0.02983
Cohen & Steers Equity Dividend & Income Closed-EndPortfolio, Series 2017-3 - A	35-2594901	00776Q344	00776Q351	00776Q377	00776Q369		EDICE173	10/10/2018	0.06380	0.03002
Cohen & Steers Equity Dividend & Income Closed-EndPortfolio, Series 2017-3 - A	35-2594901	00776Q344	00776Q351	00776Q377	00776Q369		EDICE173	11/10/2018	0.06320	0.02974
Cohen & Steers Equity Dividend & Income Closed-EndPortfolio, Series 2017-3 - A	35-2594901	00776Q344	00776Q351	00776Q377	00776Q369		EDICE173	12/10/2018	0.06390	0.03006
Cohen & Steers Dynamic Income Portfolio, Series 2017-3 - ADT 1810	35-2594915	00776Q708	00776Q716	00776Q732	00776Q724		DIP173	1/10/2018	0.04180	0.01461
Cohen & Steers Dynamic Income Portfolio, Series 2017-3 - ADT 1810	35-2594915	00776Q708	00776Q716	00776Q732	00776Q724		DIP173	2/10/2018	0.04180	0.01461
Cohen & Steers Dynamic Income Portfolio, Series 2017-3 - ADT 1810	35-2594915	00776Q708	00776Q716	00776Q732	00776Q724		DIP173	3/10/2018	0.04190	0.01465
Cohen & Steers Dynamic Income Portfolio, Series 2017-3 - ADT 1810	35-2594915	00776Q708	00776Q716	00776Q732	00776Q724		DIP173	4/10/2018	0.04190	0.01465
Cohen & Steers Dynamic Income Portfolio, Series 2017-3 - ADT 1810	35-2594915	00776Q708	00776Q716	00776Q732	00776Q724		DIP173	5/10/2018	0.04150	0.01451
Cohen & Steers Dynamic Income Portfolio, Series 2017-3 - ADT 1810	35-2594915	00776Q708	00776Q716	00776Q732	00776Q724		DIP173	6/10/2018	0.04140	0.01447
Cohen & Steers Dynamic Income Portfolio, Series 2017-3 - ADT 1810	35-2594915	00776Q708	00776Q716	00776Q732	00776Q724		DIP173	7/10/2018	0.04150	0.01451
Cohen & Steers Dynamic Income Portfolio, Series 2017-3 - ADT 1810	35-2594915	00776Q708	00776Q716	00776Q732	00776Q724		DIP173	8/10/2018	0.04200	0.01468
Cohen & Steers Dynamic Income Portfolio, Series 2017-3 - ADT 1810	35-2594915	00776Q708	00776Q716	00776Q732	00776Q724		DIP173	9/10/2018	0.04130	0.01444
Cohen & Steers Dynamic Income Portfolio, Series 2017-3 - ADT 1810	35-2594915	00776Q708	00776Q716	00776Q732	00776Q724		DIP173	10/10/2018	0.04130	0.01444
Cohen & Steers Dynamic Income Portfolio, Series 2017-3 - ADT 1810	35-2594915	00776Q708	00776Q716	00776Q732	00776Q724		DIP173	11/10/2018	0.04090	0.01430
Cohen & Steers Dynamic Income Portfolio, Series 2017-3 - ADT 1810	35-2594915	00776Q708	00776Q716	00776Q732	00776Q724		DIP173	12/10/2018	0.04380	0.01531
Income Quality Covered Call Portfolio, Series 2017-3Q - (ADT 1804)	35-2596528	00776Q781	00776Q799				IQCV173Q	3/10/2018	0.02970	0.02970
Income Quality Covered Call Portfolio, Series 2017-3Q - (ADT 1804)	35-2596528	00776Q781	00776Q799				IQCV173Q	3/10/2018	0.13270	0.12488
Income Quality Covered Call Portfolio, Series 2017-3Q - (ADT 1804)	35-2596528	00776Q781	00776Q799				IQCV173Q	6/10/2018	0.03900	0.03900
Income Quality Covered Call Portfolio, Series 2017-3Q - (ADT 1804)	35-2596528	00776Q781	00776Q799				IQCV173Q	6/10/2018	0.13270	0.12488
Income Quality Covered Call Portfolio, Series 2017-3Q - (ADT 1804)	35-2596528	00776Q781	00776Q799				IQCV173Q	9/10/2018	0.04730	0.04730
Income Quality Covered Call Portfolio, Series 2017-3Q - (ADT 1804)	35-2596528	00776Q781	00776Q799				IQCV173Q	9/10/2018	0.13380	0.12592
Income Quality Covered Call Portfolio, Series 2017-3Q - (ADT 1804)	35-2596528	00776Q781	00776Q799				IQCV173Q	12/10/2018	0.04240	0.04240
Income Quality Covered Call Portfolio, Series 2017-3Q - (ADT 1804)	35-2596528	00776Q781	00776Q799				IQCV173Q	12/10/2018	0.13490	0.12695
Dividend Ruler Covered Call Portfolio, Series 2017-3Q (ADT 1808)	35-2596530	00776Q849	00776Q856				DRCC173Q	3/10/2018	0.05160	0.00673
Dividend Ruler Covered Call Portfolio, Series 2017-3Q (ADT 1808)	35-2596530	00776Q849	00776Q856				DRCC173Q	3/10/2018	0.09010	0.09005
Dividend Ruler Covered Call Portfolio, Series 2017-3Q (ADT 1808)	35-2596530	00776Q849	00776Q856				DRCC173Q	6/10/2018	0.06370	0.00831
Dividend Ruler Covered Call Portfolio, Series 2017-3Q (ADT 1808)	35-2596530	00776Q849	00776Q856				DRCC173Q	6/10/2018	0.09010	0.09005
Dividend Ruler Covered Call Portfolio, Series 2017-3Q (ADT 1808)	35-2596530	00776Q849	00776Q856				DRCC173Q	9/10/2018	0.05670	0.00740
Dividend Ruler Covered Call Portfolio, Series 2017-3Q (ADT 1808)	35-2596530	00776Q849	00776Q856				DRCC173Q	9/10/2018	0.09540	0.09534
Dividend Ruler Covered Call Portfolio, Series 2017-3Q (ADT 1808)	35-2596530	00776Q849	00776Q856				DRCC173Q	12/10/2018	0.07040	0.00919
Dividend Ruler Covered Call Portfolio, Series 2017-3Q (ADT 1808)	35-2596530	00776Q849	00776Q856				DRCC173Q	12/10/2018	0.09720	0.09714
European Select Portfolio, Series 2017-3Q - A Cyrus J. Lawrence LLC ("CJL") Por	35-2594920	00776R227	00776R235	00776R250	00776R243		EURS173Q	1/10/2018	0.01420	0.00341
European Select Portfolio, Series 2017-3Q - A Cyrus J. Lawrence LLC ("CJL") Por	35-2594920	00776R227	00776R235	00776R250	00776R243		EURS173Q	2/10/2018	0.01520	0.00365
European Select Portfolio, Series 2017-3Q - A Cyrus J. Lawrence LLC ("CJL") Por	35-2594920	00776R227	00776R235	00776R250	00776R243		EURS173Q	3/10/2018	0.01560	0.00375
European Select Portfolio, Series 2017-3Q - A Cyrus J. Lawrence LLC ("CJL") Por	35-2594920	00776R227	00776R235	00776R250	00776R243		EURS173Q	4/10/2018	0.01620	0.00389
European Select Portfolio, Series 2017-3Q - A Cyrus J. Lawrence LLC ("CJL") Por	35-2594920	00776R227	00776R235	00776R250	00776R243		EURS173Q	5/10/2018	0.01560	0.00375
European Select Portfolio, Series 2017-3Q - A Cyrus J. Lawrence LLC ("CJL") Por	35-2594920	00776R227	00776R235	00776R250	00776R243		EURS173Q	6/10/2018	0.01460	0.00351
European Select Portfolio, Series 2017-3Q - A Cyrus J. Lawrence LLC ("CJL") Por	35-2594920	00776R227	00776R235	00776R250	00776R243		EURS173Q	7/10/2018	0.01480	0.00355
European Select Portfolio, Series 2017-3Q - A Cyrus J. Lawrence LLC ("CJL") Por	35-2594920	00776R227	00776R235	00776R250	00776R243		EURS173Q	8/10/2018	0.01470	0.00353
European Select Portfolio, Series 2017-3Q - A Cyrus J. Lawrence LLC ("CJL") Por	35-2594920	00776R227	00776R235	00776R250	00776R243		EURS173Q	9/10/2018	0.01450	0.00348
European Select Portfolio, Series 2017-3Q - A Cyrus J. Lawrence LLC ("CJL") Por	35-2594920	00776R227	00776R235	00776R250	00776R243		EURS173Q	10/10/2018	0.01440	0.00346
Aerospace/Defense Opportunities Portfolio, Series 2017-3 - ADT 1812	35-2594927	00776R417	00776R391	00776R383	00776R409		ASD173	7/10/2018	0.46610	0.31341
Aerospace/Defense Opportunities Portfolio, Series 2017-3 - ADT 1812	35-2594927	00776R417	00776R391	00776R383	00776R409		ASD173	11/10/2018	0.45400	0.30527
Aerospace/Defense Opportunities Portfolio, Series 2017-3 - ADT 1812	35-2594927	00776R417	00776R391	00776R383	00776R409		ASD173	12/10/2018	0.30670	0.20623
Cohen & Steers Covered Call & Income Strategies Closed-End Portfolio, Series 20	35-2594929	00776R466	00776R474	00776R490	00776R482		CV2Y173	1/10/2018	0.05760	0.01677

Issuer's Name	EIN	CUSIP 1	CUSIP 2	CUSIP 3	CUSIP 4	CUSIP 5	Ticker Symbol	Date of Corporate Action	Distribution Per Unit	Per Unit Reduction of Taxpayer's Basis
Bahl & Gaynor Income Growth Portfolio, Series 2017-4Q - ADT 1830	35-2606553	00777G386	00777G386	00777G410	00777G402		BGIG174Q	7/10/2018	0.02270	0.00692
Bahl & Gaynor Income Growth Portfolio, Series 2017-4Q - ADT 1830	35-2606553	00777G386	00777G386	00777G394	00777G410		BGIG174Q	8/10/2018	0.02330	0.00710
Bahl & Gaynor Income Growth Portfolio, Series 2017-4Q - ADT 1830	35-2606553	00777G386	00777G386	00777G394	00777G410		BGIG174Q	9/10/2018	0.02340	0.00713
Bahl & Gaynor Income Growth Portfolio, Series 2017-4Q - ADT 1830	35-2606553	00777G386	00777G386	00777G394	00777G410		BGIG174Q	10/10/2018	0.02380	0.00726
Bahl & Gaynor Income Growth Portfolio, Series 2017-4Q - ADT 1830	35-2606553	00777G386	00777G386	00777G394	00777G410		BGIG174Q	11/10/2018	0.02390	0.00729
Bahl & Gaynor Income Growth Portfolio, Series 2017-4Q - ADT 1830	35-2606553	00777G386	00777G386	00777G394	00777G410		BGIG174Q	12/10/2018	0.02400	0.00732
Blue Chip Portfolio, Series 2017-4Q - ADT 1830	35-2606594	00777G436	00777G428	00777G451	00777G444		BCP174Q	4/10/2018	0.02060	0.01347
Blue Chip Portfolio, Series 2017-4Q - ADT 1830	35-2606594	00777G436	00777G428	00777G451	00777G444		BCP174Q	7/10/2018	0.03090	0.02020
Blue Chip Portfolio, Series 2017-4Q - ADT 1830	35-2606594	00777G436	00777G428	00777G451	00777G444		BCP174Q	10/10/2018	0.03200	0.02092
Dividend Advantage Portfolio, Series 2017-4Q - ADT1830	35-2606593	00777G469	00777G477	00777G493	00777G485		DAP174Q	1/10/2018	0.03870	0.00986
Dividend Advantage Portfolio, Series 2017-4Q - ADT1830	35-2606593	00777G469	00777G477	00777G493	00777G485		DAP174Q	2/10/2018	0.03880	0.00989
Dividend Advantage Portfolio, Series 2017-4Q - ADT1830	35-2606593	00777G469	00777G477	00777G493	00777G485		DAP174Q	3/10/2018	0.03800	0.00968
Dividend Advantage Portfolio, Series 2017-4Q - ADT1830	35-2606593	00777G469	00777G477	00777G493	00777G485		DAP174Q	4/10/2018	0.03780	0.00963
Dividend Advantage Portfolio, Series 2017-4Q - ADT1830	35-2606593	00777G469	00777G477	00777G493	00777G485		DAP174Q	5/10/2018	0.03700	0.00943
Dividend Advantage Portfolio, Series 2017-4Q - ADT1830	35-2606593	00777G469	00777G477	00777G493	00777G485		DAP174Q	6/10/2018	0.03690	0.00940
Dividend Advantage Portfolio, Series 2017-4Q - ADT1830	35-2606593	00777G469	00777G477	00777G493	00777G485		DAP174Q	7/10/2018	0.03690	0.00940
Dividend Advantage Portfolio, Series 2017-4Q - ADT1830	35-2606593	00777G469	00777G477	00777G493	00777G485		DAP174Q	8/10/2018	0.03530	0.00899
Dividend Advantage Portfolio, Series 2017-4Q - ADT1830	35-2606593	00777G469	00777G477	00777G493	00777G485		DAP174Q	9/10/2018	0.03490	0.00889
Dividend Advantage Portfolio, Series 2017-4Q - ADT1830	35-2606593	00777G469	00777G477	00777G493	00777G485		DAP174Q	10/10/2018	0.03480	0.00887
Dividend Advantage Portfolio, Series 2017-4Q - ADT1830	35-2606593	00777G469	00777G477	00777G493	00777G485		DAP174Q	11/10/2018	0.03560	0.00907
Dividend Advantage Portfolio, Series 2017-4Q - ADT1830	35-2606593	00777G469	00777G477	00777G493	00777G485		DAP174Q	12/10/2018	0.03570	0.00910
DIVIDEND SUSTAINABILITY PORTFOLIO-A HARTFORD INVESTMENT MANAGEMENT COMPANY ("HIES 2017-4Q	35-2606551	00777G501	00777G519	00777G535	00777G527		DVSUS174Q	1/10/2018	0.01970	0.00698
DIVIDEND SUSTAINABILITY PORTFOLIO-A HARTFORD INVESTMENT MANAGEMENT COMPANY ("HIES 2017-4Q	35-2606551	00777G501	00777G519	00777G535	00777G527		DVSUS174Q	2/10/2018	0.02100	0.00744
DIVIDEND SUSTAINABILITY PORTFOLIO-A HARTFORD INVESTMENT MANAGEMENT COMPANY ("HIES 2017-4Q	35-2606551	00777G501	00777G519	00777G535	00777G527		DVSUS174Q	3/10/2018	0.02140	0.00758
DIVIDEND SUSTAINABILITY PORTFOLIO-A HARTFORD INVESTMENT MANAGEMENT COMPANY ("HIES 2017-4Q	35-2606551	00777G501	00777G519	00777G535	00777G527		DVSUS174Q	4/10/2018	0.02140	0.00758
DIVIDEND SUSTAINABILITY PORTFOLIO-A HARTFORD INVESTMENT MANAGEMENT COMPANY ("HIES 2017-4Q	35-2606551	00777G501	00777G519	00777G535	00777G527		DVSUS174Q	5/10/2018	0.02160	0.00765
DIVIDEND SUSTAINABILITY PORTFOLIO-A HARTFORD INVESTMENT MANAGEMENT COMPANY ("HIES 2017-4Q	35-2606551	00777G501	00777G519	00777G535	00777G527		DVSUS174Q	6/10/2018	0.02150	0.00762
DIVIDEND SUSTAINABILITY PORTFOLIO-A HARTFORD INVESTMENT MANAGEMENT COMPANY ("HIES 2017-4Q	35-2606551	00777G501	00777G519	00777G535	00777G527		DVSUS174Q	7/10/2018	0.02140	0.00758
DIVIDEND SUSTAINABILITY PORTFOLIO-A HARTFORD INVESTMENT MANAGEMENT COMPANY ("HIES 2017-4Q	35-2606551	00777G501	00777G519	00777G535	00777G527		DVSUS174Q	8/10/2018	0.02160	0.00765
DIVIDEND SUSTAINABILITY PORTFOLIO-A HARTFORD INVESTMENT MANAGEMENT COMPANY ("HIES 2017-4Q	35-2606551	00777G501	00777G519	00777G535	00777G527		DVSUS174Q	9/10/2018	0.02160	0.00765
DIVIDEND SUSTAINABILITY PORTFOLIO-A HARTFORD INVESTMENT MANAGEMENT COMPANY ("HIES 2017-4Q	35-2606551	00777G501	00777G519	00777G535	00777G527		DVSUS174Q	10/10/2018	0.02170	0.00769
DIVIDEND SUSTAINABILITY PORTFOLIO-A HARTFORD INVESTMENT MANAGEMENT COMPANY ("HIES 2017-4Q	35-2606551	00777G501	00777G519	00777G535	00777G527		DVSUS174Q	11/10/2018	0.02210	0.00783
DIVIDEND SUSTAINABILITY PORTFOLIO-A HARTFORD INVESTMENT MANAGEMENT COMPANY ("HIES 2017-4Q	35-2606551	00777G501	00777G519	00777G535	00777G527		DVSUS174Q	12/10/2018	0.02210	0.00783
Energy Opportunities Portfolio, Series 2017-4Q - ADT 1830	35-2606595	00777G592	00777G584	00777G618	00777G600		ENOP174Q	4/10/2018	0.03140	0.00125
Energy Opportunities Portfolio, Series 2017-4Q - ADT 1830	35-2606595	00777G592	00777G584	00777G618	00777G600		ENOP174Q	7/10/2018	0.05880	0.00233
Energy Opportunities Portfolio, Series 2017-4Q - ADT 1830	35-2606595	00777G592	00777G584	00777G618	00777G600		ENOP174Q	10/10/2018	0.05070	0.00201
Energy Opportunities Portfolio, Series 2017-4Q - ADT 1830	35-2606595	00777G592	00777G584	00777G618	00777G600		ENOP174Q	10/10/2018	0.06190	0.006190
European Select Portfolio, Series 2017-4Q - A Cyrus J. Lawrence LLC ("CJL") Por	35-2606589	00777G626	00777G634	00777G659	00777G642		EURS174Q	3/10/2018	0.01310	0.00336
European Select Portfolio, Series 2017-4Q - A Cyrus J. Lawrence LLC ("CJL") Por	35-2606589	00777G626	00777G634	00777G659	00777G642		EURS174Q	4/10/2018	0.01370	0.00351
European Select Portfolio, Series 2017-4Q - A Cyrus J. Lawrence LLC ("CJL") Por	35-2606589	00777G626	00777G634	00777G659	00777G642		EURS174Q	5/10/2018	0.01310	0.00336
European Select Portfolio, Series 2017-4Q - A Cyrus J. Lawrence LLC ("CJL") Por	35-2606589	00777G626	00777G634	00777G659	00777G642		EURS174Q	6/10/2018	0.01200	0.00308
European Select Portfolio, Series 2017-4Q - A Cyrus J. Lawrence LLC ("CJL") Por	35-2606589	00777G626	00777G634	00777G659	00777G642		EURS174Q	7/10/2018	0.01200	0.00308
European Select Portfolio, Series 2017-4Q - A Cyrus J. Lawrence LLC ("CJL") Por	35-2606589	00777G626	00777G634	00777G659	00777G642		EURS174Q	8/10/2018	0.01180	0.00303
European Select Portfolio, Series 2017-4Q - A Cyrus J. Lawrence LLC ("CJL") Por	35-2606589	00777G626	00777G634	00777G659	00777G642		EURS174Q	9/10/2018	0.01170	0.00300
European Select Portfolio, Series 2017-4Q - A Cyrus J. Lawrence LLC ("CJL") Por	35-2606589	00777G626	00777G634	00777G659	00777G642		EURS174Q	10/10/2018	0.01170	0.00300
European Select Portfolio, Series 2017-4Q - A Cyrus J. Lawrence LLC ("CJL") Por	35-2606589	00777G626	00777G634	00777G659	00777G642		EURS174Q	11/10/2018	0.01130	0.00290
European Select Portfolio, Series 2017-4Q - A Cyrus J. Lawrence LLC ("CJL") Por	35-2606589	00777G626	00777G634	00777G659	00777G642		EURS174Q	12/10/2018	0.01110	0.00285
International High 30 Dividend Portfolio, Series 2017-4Q - ADT 1830	35-2606592	00777G667	00777G675	00777G691	00777G683		IHT174Q	1/10/2018	0.02080	0.00199
International High 30 Dividend Portfolio, Series 2017-4Q - ADT 1830	35-2606592	00777G667	00777G675	00777G691	00777G683		IHT174Q	2/10/2018	0.02200	0.00211
International High 30 Dividend Portfolio, Series 2017-4Q - ADT 1830	35-2606592	00777G667	00777G675	00777G691	00777G683		IHT174Q	3/10/2018	0.02560	0.00245
International High 30 Dividend Portfolio, Series 2017-4Q - ADT 1830	35-2606592	00777G667	00777G675	00777G691	00777G683		IHT174Q	4/10/2018	0.02560	0.00245
International High 30 Dividend Portfolio, Series 2017-4Q - ADT 1830	35-2606592	00777G667	00777G675	00777G691	00777G683		IHT174Q	5/10/2018	0.02680	0.00257
International High 30 Dividend Portfolio, Series 2017-4Q - ADT 1830	35-2606592	00777G667	00777G675	00777G691	00777G683		IHT174Q	6/10/2018	0.02700	0.00259
International High 30 Dividend Portfolio, Series 2017-4Q - ADT 1830	35-2606592	00777G667	00777G675	00777G691	00777G683		IHT174Q	7/10/2018	0.02830	0.00271
International High 30 Dividend Portfolio, Series 2017-4Q - ADT 1830	35-2606592	00777G667	00777G675	00777G691	00777G683		IHT174Q	8/10/2018	0.02570	0.00246
International High 30 Dividend Portfolio, Series 2017-4Q - ADT 1830	35-2606592	00777G667	00777G675	00777G691	00777G683		IHT174Q	9/10/2018	0.02640	0.00253
International High 30 Dividend Portfolio, Series 2017-4Q - ADT 1830	35-2606592	00777G667	00777G675	00777G691	00777G683		IHT174Q	10/10/2018	0.02570	0.00246
International High 30 Dividend Portfolio, Series 2017-4Q - ADT 1830	35-2606592	00777G667	00777G675	00777G691	00777G683		IHT174Q	11/10/2018	0.02460	0.00236
International High 30 Dividend Portfolio, Series 2017-4Q - ADT 1830	35-2606592	00777G667	00777G675	00777G691	00777G683		IHT174Q	12/10/2018	0.02170	0.00208
Minimum Volatility Equity Income Portfolio -- A Hartford Investment Management Portfolio, Series 2017-4Q - ADT 1830	35-2606552	00777G709	00777G717	00777G733	00777G725		MVI174Q	1/10/2018	0.02450	0.00807

Issuer's Name	EIN	CUSIP 1	CUSIP 2	CUSIP 3	CUSIP 4	CUSIP 5	Ticker Symbol	Date of Corporate Action	Distribution Per Unit	Per Unit Reduction of Taxpayer's Basis
Minimum Volatility Equity Income Portfolio -- A Hartford Investment Managementfolio, Series 2017-4Q - ADT 1830	35-2606552	00777G709	00777G717	00777G733	00777G725		MVH174Q	2/10/2018	0.02500	0.00824
Minimum Volatility Equity Income Portfolio -- A Hartford Investment Managementfolio, Series 2017-4Q - ADT 1830	35-2606552	00777G709	00777G717	00777G733	00777G725		MVH174Q	3/10/2018	0.02500	0.00824
Minimum Volatility Equity Income Portfolio -- A Hartford Investment Managementfolio, Series 2017-4Q - ADT 1830	35-2606552	00777G709	00777G717	00777G733	00777G725		MVH174Q	4/10/2018	0.02490	0.00820
Minimum Volatility Equity Income Portfolio -- A Hartford Investment Managementfolio, Series 2017-4Q - ADT 1830	35-2606552	00777G709	00777G717	00777G733	00777G725		MVH174Q	5/10/2018	0.02480	0.00817
Minimum Volatility Equity Income Portfolio -- A Hartford Investment Managementfolio, Series 2017-4Q - ADT 1830	35-2606552	00777G709	00777G717	00777G733	00777G725		MVH174Q	6/10/2018	0.02450	0.00807
Minimum Volatility Equity Income Portfolio -- A Hartford Investment Managementfolio, Series 2017-4Q - ADT 1830	35-2606552	00777G709	00777G717	00777G733	00777G725		MVH174Q	7/10/2018	0.02450	0.00807
Minimum Volatility Equity Income Portfolio -- A Hartford Investment Managementfolio, Series 2017-4Q - ADT 1830	35-2606552	00777G709	00777G717	00777G733	00777G725		MVH174Q	8/10/2018	0.02470	0.00814
Minimum Volatility Equity Income Portfolio -- A Hartford Investment Managementfolio, Series 2017-4Q - ADT 1830	35-2606552	00777G709	00777G717	00777G733	00777G725		MVH174Q	9/10/2018	0.02470	0.00814
Minimum Volatility Equity Income Portfolio -- A Hartford Investment Managementfolio, Series 2017-4Q - ADT 1830	35-2606552	00777G709	00777G717	00777G733	00777G725		MVH174Q	10/10/2018	0.02420	0.00797
Minimum Volatility Equity Income Portfolio -- A Hartford Investment Managementfolio, Series 2017-4Q - ADT 1830	35-2606552	00777G709	00777G717	00777G733	00777G725		MVH174Q	11/10/2018	0.02380	0.00784
Minimum Volatility Equity Income Portfolio -- A Hartford Investment Managementfolio, Series 2017-4Q - ADT 1830	35-2606552	00777G709	00777G717	00777G733	00777G725		MVH174Q	11/10/2018	0.02420	0.00814
Minimum Volatility Equity Income Portfolio -- A Hartford Investment Managementfolio, Series 2017-4Q - ADT 1830	35-2606552	00777G709	00777G717	00777G733	00777G725		MVH174Q	12/10/2018	0.02390	0.00787
Strategic High 80 Dividend Portfolio, Series 2017-4Q - ADT 1830	35-2606591	00777G741	00777G758	00777G774	00777G766		HI80174Q	1/10/2018	0.03820	0.00772
Strategic High 80 Dividend Portfolio, Series 2017-4Q - ADT 1830	35-2606591	00777G741	00777G758	00777G774	00777G766		HI80174Q	2/10/2018	0.03870	0.00782
Strategic High 80 Dividend Portfolio, Series 2017-4Q - ADT 1830	35-2606591	00777G741	00777G758	00777G774	00777G766		HI80174Q	3/10/2018	0.03940	0.00796
Strategic High 80 Dividend Portfolio, Series 2017-4Q - ADT 1830	35-2606591	00777G741	00777G758	00777G774	00777G766		HI80174Q	3/10/2018	0.03860	0.00786
Strategic High 80 Dividend Portfolio, Series 2017-4Q - ADT 1830	35-2606591	00777G741	00777G758	00777G774	00777G766		HI80174Q	4/10/2018	0.03910	0.00790
Strategic High 80 Dividend Portfolio, Series 2017-4Q - ADT 1830	35-2606591	00777G741	00777G758	00777G774	00777G766		HI80174Q	5/10/2018	0.03920	0.00792
Strategic High 80 Dividend Portfolio, Series 2017-4Q - ADT 1830	35-2606591	00777G741	00777G758	00777G774	00777G766		HI80174Q	6/10/2018	0.03940	0.00796
Strategic High 80 Dividend Portfolio, Series 2017-4Q - ADT 1830	35-2606591	00777G741	00777G758	00777G774	00777G766		HI80174Q	7/10/2018	0.03960	0.00800
Strategic High 80 Dividend Portfolio, Series 2017-4Q - ADT 1830	35-2606591	00777G741	00777G758	00777G774	00777G766		HI80174Q	8/10/2018	0.03710	0.00750
Strategic High 80 Dividend Portfolio, Series 2017-4Q - ADT 1830	35-2606591	00777G741	00777G758	00777G774	00777G766		HI80174Q	9/10/2018	0.03740	0.00756
Strategic High 80 Dividend Portfolio, Series 2017-4Q - ADT 1830	35-2606591	00777G741	00777G758	00777G774	00777G766		HI80174Q	10/10/2018	0.03800	0.00768
Strategic High 80 Dividend Portfolio, Series 2017-4Q - ADT 1830	35-2606591	00777G741	00777G758	00777G774	00777G766		HI80174Q	11/10/2018	0.03690	0.00746
Strategic High 80 Dividend Portfolio, Series 2017-4Q - ADT 1830	35-2606591	00777G741	00777G758	00777G774	00777G766		HI80174Q	11/10/2018	0.03620	0.00726
Strategic High 80 Dividend Portfolio, Series 2017-4Q - ADT 1830	35-2606591	00777G741	00777G758	00777G774	00777G766		HI80174Q	12/10/2018	0.03590	0.00726
Strategic Foundations of Growth Portfolio, Series2017-4Q - ADT 1830	35-2606596	00777G816	00777G790	00777G782	00777G808		FGR174Q	6/10/2018	0.03030	0.02562
Strategic Foundations of Growth Portfolio, Series2017-4Q - ADT 1830	35-2606596	00777G816	00777G790	00777G782	00777G808		FGR174Q	12/10/2018	0.05560	0.04701
Tactical Plus Closed-End Portfolio, 15-month Series 2017-4Q - ADT 1830	35-2606597	00777G824	00777G832	00777G857	00777G840		TICP174Q	1/10/2018	0.07310	0.03696
Tactical Plus Closed-End Portfolio, 15-month Series 2017-4Q - ADT 1830	35-2606597	00777G824	00777G832	00777G857	00777G840		TICP174Q	2/10/2018	0.07350	0.03716
Tactical Plus Closed-End Portfolio, 15-month Series 2017-4Q - ADT 1830	35-2606597	00777G824	00777G832	00777G857	00777G840		TICP174Q	3/10/2018	0.07230	0.03655
Tactical Plus Closed-End Portfolio, 15-month Series 2017-4Q - ADT 1830	35-2606597	00777G824	00777G832	00777G857	00777G840		TICP174Q	4/10/2018	0.07180	0.03630
Tactical Plus Closed-End Portfolio, 15-month Series 2017-4Q - ADT 1830	35-2606597	00777G824	00777G832	00777G857	00777G840		TICP174Q	5/10/2018	0.06420	0.03246
Tactical Plus Closed-End Portfolio, 15-month Series 2017-4Q - ADT 1830	35-2606597	00777G824	00777G832	00777G857	00777G840		TICP174Q	6/10/2018	0.07080	0.03580
Tactical Plus Closed-End Portfolio, 15-month Series 2017-4Q - ADT 1830	35-2606597	00777G824	00777G832	00777G857	00777G840		TICP174Q	7/10/2018	0.07090	0.03585
Tactical Plus Closed-End Portfolio, 15-month Series 2017-4Q - ADT 1830	35-2606597	00777G824	00777G832	00777G857	00777G840		TICP174Q	8/10/2018	0.07080	0.03580
Tactical Plus Closed-End Portfolio, 15-month Series 2017-4Q - ADT 1830	35-2606597	00777G824	00777G832	00777G857	00777G840		TICP174Q	9/10/2018	0.07080	0.03580
Tactical Plus Closed-End Portfolio, 15-month Series 2017-4Q - ADT 1830	35-2606597	00777G824	00777G832	00777G857	00777G840		TICP174Q	10/10/2018	0.07080	0.03580
Tactical Plus Closed-End Portfolio, 15-month Series 2017-4Q - ADT 1830	35-2606597	00777G824	00777G832	00777G857	00777G840		TICP174Q	11/10/2018	0.07050	0.03564
Tactical Plus Closed-End Portfolio, 15-month Series 2017-4Q - ADT 1830	35-2606597	00777G824	00777G832	00777G857	00777G840		TICP174Q	12/10/2018	0.07110	0.03595
Angels Portfolio, Series 2017-4Q - ADT 1825	35-2603996	00777H137	00777H111	00777H103	00777H129		ANGL174Q	6/10/2018	0.02760	0.02669
Angels Portfolio, Series 2017-4Q - ADT 1825	35-2603996	00777H137	00777H111	00777H103	00777H129		ANGL174Q	12/10/2018	0.04770	0.04613
Best Ideas Strategy Portfolio -- A Hartford Investment Management Company ("HIMs 2017-4Q - ADT 1825	35-2604002	00777H145	00777H152	00777H178	00777H160		BIDE174Q	3/10/2018	0.48600	0.43536
Best Ideas Strategy Portfolio -- A Hartford Investment Management Company ("HIMs 2017-4Q - ADT 1825	35-2604002	00777H145	00777H152	00777H178	00777H160		BIDE174Q	10/10/2018	0.54510	0.48830
Brand Favorites Focus Portfolio, Series 2017-4Q -ADT 1825	35-2603998	00777H210	00777H186	00777H202	00777H194		BFF174Q	4/10/2018	0.02240	0.00252
Brand Favorites Focus Portfolio, Series 2017-4Q -ADT 1825	35-2603998	00777H210	00777H186	00777H202	00777H194		BFF174Q	5/10/2018	0.03700	0.03700
Brand Favorites Focus Portfolio, Series 2017-4Q -ADT 1825	35-2603998	00777H210	00777H186	00777H202	00777H194		BFF174Q	7/10/2018	0.03040	0.00342
Brand Favorites Focus Portfolio, Series 2017-4Q -ADT 1825	35-2603998	00777H210	00777H186	00777H202	00777H194		BFF174Q	10/10/2018	0.03120	0.00351
Bulldog Portfolio -- A Cyrus J. Lawrence LLC ("CJL") Portfolio, Series 2017-4Q	35-2604001	00777H251	00777H236	00777H228	00777H244		BDOG174Q	6/10/2018	0.02240	0.02107
Bulldog Portfolio -- A Cyrus J. Lawrence LLC ("CJL") Portfolio, Series 2017-4Q	35-2604001	00777H251	00777H236	00777H228	00777H244		BDOG174Q	12/10/2018	0.04130	0.03884
Global Dividend Strategy Portfolio -- A Hartford Investment Management CompanySeries 2017-4Q - ADT 1825	35-2603997	00777H269	00777H277	00777H293	00777H285		HGD174Q	1/10/2018	0.02660	0.00645
Global Dividend Strategy Portfolio -- A Hartford Investment Management CompanySeries 2017-4Q - ADT 1825	35-2603997	00777H269	00777H277	00777H293	00777H285		HGD174Q	2/10/2018	0.02650	0.00642
Global Dividend Strategy Portfolio -- A Hartford Investment Management CompanySeries 2017-4Q - ADT 1825	35-2603997	00777H269	00777H277	00777H293	00777H285		HGD174Q	3/10/2018	0.02770	0.00671
Global Dividend Strategy Portfolio -- A Hartford Investment Management CompanySeries 2017-4Q - ADT 1825	35-2603997	00777H269	00777H277	00777H293	00777H285		HGD174Q	4/10/2018	0.02770	0.00671
Global Dividend Strategy Portfolio -- A Hartford Investment Management CompanySeries 2017-4Q - ADT 1825	35-2603997	00777H269	00777H277	00777H293	00777H285		HGD174Q	5/10/2018	0.02760	0.00669
Global Dividend Strategy Portfolio -- A Hartford Investment Management CompanySeries 2017-4Q - ADT 1825	35-2603997	00777H269	00777H277	00777H293	00777H285		HGD174Q	6/10/2018	0.02760	0.00669
Global Dividend Strategy Portfolio -- A Hartford Investment Management CompanySeries 2017-4Q - ADT 1825	35-2603997	00777H269	00777H277	00777H293	00777H285		HGD174Q	7/10/2018	0.02780	0.00674
Global Dividend Strategy Portfolio -- A Hartford Investment Management CompanySeries 2017-4Q - ADT 1825	35-2603997	00777H269	00777H277	00777H293	00777H285		HGD174Q	8/10/2018	0.08180	0.01983
Global Dividend Strategy Portfolio -- A Hartford Investment Management CompanySeries 2017-4Q - ADT 1825	35-2603997	00777H269	00777H277	00777H293	00777H285		HGD174Q	9/10/2018	0.02730	0.00662

Issuer's Name	EIN	CUSIP 1	CUSIP 2	CUSIP 3	CUSIP 4	CUSIP 5	Ticker Symbol	Date of Corporate Action	Distribution Per Unit	Per Unit Reduction of Taxpayer's Basis
Global Dividend Strategy Portfolio -- A Hartford Investment Management CompanySeries 2017-4Q - ADT 1825	35-2603997	00777H269	00777H277	00777H293	00777H285		HGD174Q	10/10/2018	0.02680	0.00650
Global Dividend Strategy Portfolio -- A Hartford Investment Management CompanySeries 2017-4Q - ADT 1825	35-2603997	00777H269	00777H277	00777H293	00777H285		HGD174Q	11/10/2018	0.02680	0.00650
Global Dividend Strategy Portfolio -- A Hartford Investment Management CompanySeries 2017-4Q - ADT 1825	35-2603997	00777H269	00777H277	00777H293	00777H285		HGD174Q	11/10/2018	0.06410	0.06410
Global Dividend Strategy Portfolio -- A Hartford Investment Management CompanySeries 2017-4Q - ADT 1825	35-2603997	00777H269	00777H277	00777H293	00777H285		HGD174Q	12/10/2018	0.02640	0.00640
Global Technology Portfolio, Series 2017-4Q - ADT1825	35-2604003	00777H335	00777H319	00777H301	00777H327		GTP174Q	12/10/2018	0.03320	0.03320
NASDAQ Q-50 Indexsm Portfolio, Series 2017-4Q (ADT1825)	35-2604000	00777H376	00777H350	00777H343	00777H368		NXTQ174Q	10/12/2018	0.00710	0.00162
NASDAQ Q-50 Indexsm Portfolio, Series 2017-4Q (ADT1825)	35-2604000	00777H376	00777H350	00777H343	00777H368		NXTQ174Q	12/19/2018	0.08160	0.01857
Strategic High 50@/Q-50 Dividend and Growth Portfolio, Series 2017-4Q ADT 1825	35-2603999	00777H384	00777H392	00777H418	00777H400		Q50H174Q	1/10/2018	0.02280	0.00984
Strategic High 50@/Q-50 Dividend and Growth Portfolio, Series 2017-4Q ADT 1825	35-2603999	00777H384	00777H392	00777H418	00777H400		Q50H174Q	2/10/2018	0.02260	0.00976
Strategic High 50@/Q-50 Dividend and Growth Portfolio, Series 2017-4Q ADT 1825	35-2603999	00777H384	00777H392	00777H418	00777H400		Q50H174Q	3/10/2018	0.02350	0.01014
Strategic High 50@/Q-50 Dividend and Growth Portfolio, Series 2017-4Q ADT 1825	35-2603999	00777H384	00777H392	00777H418	00777H400		Q50H174Q	4/10/2018	0.02330	0.01006
Strategic High 50@/Q-50 Dividend and Growth Portfolio, Series 2017-4Q ADT 1825	35-2603999	00777H384	00777H392	00777H418	00777H400		Q50H174Q	5/10/2018	0.02300	0.00993
Strategic High 50@/Q-50 Dividend and Growth Portfolio, Series 2017-4Q ADT 1825	35-2603999	00777H384	00777H392	00777H418	00777H400		Q50H174Q	6/10/2018	0.02350	0.01014
Strategic High 50@/Q-50 Dividend and Growth Portfolio, Series 2017-4Q ADT 1825	35-2603999	00777H384	00777H392	00777H418	00777H400		Q50H174Q	7/10/2018	0.02330	0.01006
Strategic High 50@/Q-50 Dividend and Growth Portfolio, Series 2017-4Q ADT 1825	35-2603999	00777H384	00777H392	00777H418	00777H400		Q50H174Q	8/10/2018	0.02250	0.00971
Strategic High 50@/Q-50 Dividend and Growth Portfolio, Series 2017-4Q ADT 1825	35-2603999	00777H384	00777H392	00777H418	00777H400		Q50H174Q	9/10/2018	0.02260	0.00976
Strategic High 50@/Q-50 Dividend and Growth Portfolio, Series 2017-4Q ADT 1825	35-2603999	00777H384	00777H392	00777H418	00777H400		Q50H174Q	10/10/2018	0.02290	0.00989
Strategic High 50@/Q-50 Dividend and Growth Portfolio, Series 2017-4Q ADT 1825	35-2603999	00777H384	00777H392	00777H418	00777H400		Q50H174Q	11/10/2018	0.02230	0.00963
Strategic High 50@/Q-50 Dividend and Growth Portfolio, Series 2017-4Q ADT 1825	35-2603999	00777H384	00777H392	00777H418	00777H400		Q50H174Q	12/10/2018	0.02200	0.00950
Financial Opportunities Portfolio, Series 2017-4 -ADT 1827	35-2604005	00777H434	00777H426	00777H459	00777H442		FIN174	4/10/2018	0.03380	0.00646
Financial Opportunities Portfolio, Series 2017-4 -ADT 1827	35-2604005	00777H434	00777H426	00777H459	00777H442		FIN174	7/10/2018	0.02900	0.00554
Financial Opportunities Portfolio, Series 2017-4 -ADT 1827	35-2604005	00777H434	00777H426	00777H459	00777H442		FIN174	10/10/2018	0.03300	0.00630
Dividend Ruler Portfolio, Series 2017D - ADT 1826	35-2604004	00777H509	00777H517	00777H533	00777H525		DVRUL17D	1/10/2018	0.01670	0.00114
Dividend Ruler Portfolio, Series 2017D - ADT 1826	35-2604004	00777H509	00777H517	00777H533	00777H525		DVRUL17D	2/10/2018	0.01750	0.00119
Dividend Ruler Portfolio, Series 2017D - ADT 1826	35-2604004	00777H509	00777H517	00777H533	00777H525		DVRUL17D	3/10/2018	0.01800	0.00122
Dividend Ruler Portfolio, Series 2017D - ADT 1826	35-2604004	00777H509	00777H517	00777H533	00777H525		DVRUL17D	4/10/2018	0.01800	0.00122
Dividend Ruler Portfolio, Series 2017D - ADT 1826	35-2604004	00777H509	00777H517	00777H533	00777H525		DVRUL17D	5/10/2018	0.01800	0.00122
Dividend Ruler Portfolio, Series 2017D - ADT 1826	35-2604004	00777H509	00777H517	00777H533	00777H525		DVRUL17D	6/10/2018	0.01800	0.00122
Dividend Ruler Portfolio, Series 2017D - ADT 1826	35-2604004	00777H509	00777H517	00777H533	00777H525		DVRUL17D	7/10/2018	0.01800	0.00122
Dividend Ruler Portfolio, Series 2017D - ADT 1826	35-2604004	00777H509	00777H517	00777H533	00777H525		DVRUL17D	8/10/2018	0.01840	0.00125
Dividend Ruler Portfolio, Series 2017D - ADT 1826	35-2604004	00777H509	00777H517	00777H533	00777H525		DVRUL17D	9/10/2018	0.01840	0.00125
Dividend Ruler Portfolio, Series 2017D - ADT 1826	35-2604004	00777H509	00777H517	00777H533	00777H525		DVRUL17D	10/10/2018	0.01890	0.00129
Dividend Ruler Portfolio, Series 2017D - ADT 1826	35-2604004	00777H509	00777H517	00777H533	00777H525		DVRUL17D	11/10/2018	0.01900	0.00129
Dividend Ruler Portfolio, Series 2017D - ADT 1826	35-2604004	00777H509	00777H517	00777H533	00777H525		DVRUL17D	12/10/2018	0.01880	0.00128
Income Quality Covered Call Portfolio - 15 Month, Series 2017-4Q - (ADT 1824)	35-2603995	00777H541	00777H558				IQCV174Q	3/10/2018	0.01740	0.01740
Income Quality Covered Call Portfolio - 15 Month, Series 2017-4Q - (ADT 1824)	35-2603995	00777H541	00777H558				IQCV174Q	3/10/2018	0.14030	0.14027
Income Quality Covered Call Portfolio - 15 Month, Series 2017-4Q - (ADT 1824)	35-2603995	00777H541	00777H558				IQCV174Q	6/10/2018	0.02930	0.02930
Income Quality Covered Call Portfolio - 15 Month, Series 2017-4Q - (ADT 1824)	35-2603995	00777H541	00777H558				IQCV174Q	6/10/2018	0.14390	0.14387
Income Quality Covered Call Portfolio - 15 Month, Series 2017-4Q - (ADT 1824)	35-2603995	00777H541	00777H558				IQCV174Q	9/10/2018	0.03530	0.03530
Income Quality Covered Call Portfolio - 15 Month, Series 2017-4Q - (ADT 1824)	35-2603995	00777H541	00777H558				IQCV174Q	9/10/2018	0.12240	0.12238
Income Quality Covered Call Portfolio - 15 Month, Series 2017-4Q - (ADT 1824)	35-2603995	00777H541	00777H558				IQCV174Q	12/10/2018	0.03440	0.03440
Income Quality Covered Call Portfolio - 15 Month, Series 2017-4Q - (ADT 1824)	35-2603995	00777H541	00777H558				IQCV174Q	12/10/2018	0.12340	0.12338
Balanced Portfolio, Series 2017-4 - ADT 1822	35-2603992	00777H566	00777H574	00777H590	00777H582		BAL2174	1/10/2018	0.05230	0.02485
Balanced Portfolio, Series 2017-4 - ADT 1822	35-2603992	00777H566	00777H574	00777H590	00777H582		BAL2174	2/10/2018	0.05210	0.02475
Balanced Portfolio, Series 2017-4 - ADT 1822	35-2603992	00777H566	00777H574	00777H590	00777H582		BAL2174	3/10/2018	0.05230	0.02485
Balanced Portfolio, Series 2017-4 - ADT 1822	35-2603992	00777H566	00777H574	00777H590	00777H582		BAL2174	3/10/2018	0.13520	0.13520
Balanced Portfolio, Series 2017-4 - ADT 1822	35-2603992	00777H566	00777H574	00777H590	00777H582		BAL2174	4/10/2018	0.05170	0.02456
Balanced Portfolio, Series 2017-4 - ADT 1822	35-2603992	00777H566	00777H574	00777H590	00777H582		BAL2174	5/10/2018	0.04880	0.02318
Balanced Portfolio, Series 2017-4 - ADT 1822	35-2603992	00777H566	00777H574	00777H590	00777H582		BAL2174	6/10/2018	0.05160	0.02452
Balanced Portfolio, Series 2017-4 - ADT 1822	35-2603992	00777H566	00777H574	00777H590	00777H582		BAL2174	7/10/2018	0.05130	0.02437
Balanced Portfolio, Series 2017-4 - ADT 1822	35-2603992	00777H566	00777H574	00777H590	00777H582		BAL2174	8/10/2018	0.05090	0.02418
Balanced Portfolio, Series 2017-4 - ADT 1822	35-2603992	00777H566	00777H574	00777H590	00777H582		BAL2174	9/10/2018	0.05090	0.02418
Balanced Portfolio, Series 2017-4 - ADT 1822	35-2603992	00777H566	00777H574	00777H590	00777H582		BAL2174	10/10/2018	0.05120	0.02433
Balanced Portfolio, Series 2017-4 - ADT 1822	35-2603992	00777H566	00777H574	00777H590	00777H582		BAL2174	11/10/2018	0.05040	0.02395
Balanced Portfolio, Series 2017-4 - ADT 1822	35-2603992	00777H566	00777H574	00777H590	00777H582		BAL2174	12/10/2018	0.05050	0.02399
Cohen & Steers Equity Dividend & Income Closed-EndPortfolio, Series 2017-4 - A	35-2603993	00777H608	00777H616	00777H632	00777H624		EDICE174	1/10/2018	0.06410	0.02617
Cohen & Steers Equity Dividend & Income Closed-EndPortfolio, Series 2017-4 - A	35-2603993	00777H608	00777H616	00777H632	00777H624		EDICE174	2/10/2018	0.06340	0.02589
Cohen & Steers Equity Dividend & Income Closed-EndPortfolio, Series 2017-4 - A	35-2603993	00777H608	00777H616	00777H632	00777H624		EDICE174	3/10/2018	0.06240	0.02548
Cohen & Steers Equity Dividend & Income Closed-EndPortfolio, Series 2017-4 - A	35-2603993	00777H608	00777H616	00777H632	00777H624		EDICE174	4/10/2018	0.06190	0.02527

Issuer's Name	EIN	CUSIP 1	CUSIP 2	CUSIP 3	CUSIP 4	CUSIP 5	Ticker Symbol	Date of Corporate Action	Distribution Per Unit	Per Unit Reduction of Taxpayer's Basis
Cohen & Steers Equity Dividend & Income Closed-EndPortfolio, Series 2017-4 - A	35-2603993	00777H608	00777H616	00777H632	00777H624		EDICE174	5/10/2018	0.06200	0.02531
Cohen & Steers Equity Dividend & Income Closed-EndPortfolio, Series 2017-4 - A	35-2603993	00777H608	00777H616	00777H632	00777H624		EDICE174	6/10/2018	0.06190	0.02527
Cohen & Steers Equity Dividend & Income Closed-EndPortfolio, Series 2017-4 - A	35-2603993	00777H608	00777H616	00777H632	00777H624		EDICE174	7/10/2018	0.06190	0.02527
Cohen & Steers Equity Dividend & Income Closed-EndPortfolio, Series 2017-4 - A	35-2603993	00777H608	00777H616	00777H632	00777H624		EDICE174	8/10/2018	0.06150	0.02511
Cohen & Steers Equity Dividend & Income Closed-EndPortfolio, Series 2017-4 - A	35-2603993	00777H608	00777H616	00777H632	00777H624		EDICE174	9/10/2018	0.06150	0.02511
Cohen & Steers Equity Dividend & Income Closed-EndPortfolio, Series 2017-4 - A	35-2603993	00777H608	00777H616	00777H632	00777H624		EDICE174	10/10/2018	0.06150	0.02511
Cohen & Steers Equity Dividend & Income Closed-EndPortfolio, Series 2017-4 - A	35-2603993	00777H608	00777H616	00777H632	00777H624		EDICE174	11/10/2018	0.06100	0.02491
Cohen & Steers Equity Dividend & Income Closed-EndPortfolio, Series 2017-4 - A	35-2603993	00777H608	00777H616	00777H632	00777H624		EDICE174	12/10/2018	0.06130	0.02503
Blue Chip Covered Call Portfolio - 15 Month, Series 2017-4Q (ADT 1823)	35-2603994	00777H640	00777H657				BCCV174Q	3/10/2018	0.03060	0.03060
Blue Chip Covered Call Portfolio - 15 Month, Series 2017-4Q (ADT 1823)	35-2603994	00777H640	00777H657				BCCV174Q	3/10/2018	0.11120	0.11120
Blue Chip Covered Call Portfolio - 15 Month, Series 2017-4Q (ADT 1823)	35-2603994	00777H640	00777H657				BCCV174Q	6/10/2018	0.02490	0.02490
Blue Chip Covered Call Portfolio - 15 Month, Series 2017-4Q (ADT 1823)	35-2603994	00777H640	00777H657				BCCV174Q	6/10/2018	0.11130	0.11130
Blue Chip Covered Call Portfolio - 15 Month, Series 2017-4Q (ADT 1823)	35-2603994	00777H640	00777H657				BCCV174Q	9/10/2018	0.03000	0.03000
Blue Chip Covered Call Portfolio - 15 Month, Series 2017-4Q (ADT 1823)	35-2603994	00777H640	00777H657				BCCV174Q	9/10/2018	0.11380	0.11380
Blue Chip Covered Call Portfolio - 15 Month, Series 2017-4Q (ADT 1823)	35-2603994	00777H640	00777H657				BCCV174Q	12/10/2018	0.02890	0.02890
Blue Chip Covered Call Portfolio - 15 Month, Series 2017-4Q (ADT 1823)	35-2603994	00777H640	00777H657				BCCV174Q	12/10/2018	0.11260	0.11260
Q-GARP Portfolio, Series 2017-4Q - ADT 1837	35-2609376	00777H699	00777H673	00777H665	00777H681		QGRP174Q	6/10/2018	0.04080	0.01976
Q-GARP Portfolio, Series 2017-4Q - ADT 1837	35-2609376	00777H699	00777H673	00777H665	00777H681		QGRP174Q	12/10/2018	0.05560	0.02693
Advisors Corporate Trust - Navellier/Dial High Income Opportunities Portfolio,	35-2604018	00777H707	00777H715				ACTND123	1/10/2018	3.65000	0.64204
Advisors Corporate Trust - Navellier/Dial High Income Opportunities Portfolio,	35-2604018	00777H707	00777H715				ACTND123	2/10/2018	3.64000	0.64028
Advisors Corporate Trust - Navellier/Dial High Income Opportunities Portfolio,	35-2604018	00777H707	00777H715				ACTND123	3/10/2018	3.65000	0.64204
Advisors Corporate Trust - Navellier/Dial High Income Opportunities Portfolio,	35-2604018	00777H707	00777H715				ACTND123	4/10/2018	3.65000	0.64204
Advisors Corporate Trust - Navellier/Dial High Income Opportunities Portfolio,	35-2604018	00777H707	00777H715				ACTND123	5/10/2018	3.65000	0.64204
Advisors Corporate Trust - Navellier/Dial High Income Opportunities Portfolio,	35-2604018	00777H707	00777H715				ACTND123	6/10/2018	3.65000	0.64204
Advisors Corporate Trust - Navellier/Dial High Income Opportunities Portfolio,	35-2604018	00777H707	00777H715				ACTND123	7/10/2018	3.66000	0.64379
Advisors Corporate Trust - Navellier/Dial High Income Opportunities Portfolio,	35-2604018	00777H707	00777H715				ACTND123	8/10/2018	3.66000	0.64379
Advisors Corporate Trust - Navellier/Dial High Income Opportunities Portfolio,	35-2604018	00777H707	00777H715				ACTND123	9/10/2018	3.66000	0.64379
Advisors Corporate Trust - Navellier/Dial High Income Opportunities Portfolio,	35-2604018	00777H707	00777H715				ACTND123	10/10/2018	3.66000	0.64379
Advisors Corporate Trust - Navellier/Dial High Income Opportunities Portfolio,	35-2604018	00777H707	00777H715				ACTND123	11/10/2018	3.66000	0.64379
Advisors Corporate Trust - Navellier/Dial High Income Opportunities Portfolio,	35-2604018	00777H707	00777H715				ACTND123	12/10/2018	3.67000	0.64555
Advisors Corporate Trust - Navellier/Dial High Income Opportunities Portfolio,	35-2609382	00777H723	00777H731				ACTND124	1/10/2018	3.42000	1.32286
Advisors Corporate Trust - Navellier/Dial High Income Opportunities Portfolio,	35-2609382	00777H723	00777H731				ACTND124	2/10/2018	3.55000	1.37314
Advisors Corporate Trust - Navellier/Dial High Income Opportunities Portfolio,	35-2609382	00777H723	00777H731				ACTND124	3/10/2018	3.54000	1.36927
Advisors Corporate Trust - Navellier/Dial High Income Opportunities Portfolio,	35-2609382	00777H723	00777H731				ACTND124	4/10/2018	3.55000	1.37314
Advisors Corporate Trust - Navellier/Dial High Income Opportunities Portfolio,	35-2609382	00777H723	00777H731				ACTND124	5/10/2018	3.56000	1.37701
Advisors Corporate Trust - Navellier/Dial High Income Opportunities Portfolio,	35-2609382	00777H723	00777H731				ACTND124	6/10/2018	3.57000	1.38088
Advisors Corporate Trust - Navellier/Dial High Income Opportunities Portfolio,	35-2609382	00777H723	00777H731				ACTND124	7/10/2018	3.57000	1.38088
Advisors Corporate Trust - Navellier/Dial High Income Opportunities Portfolio,	35-2609382	00777H723	00777H731				ACTND124	8/10/2018	3.57000	1.38088
Advisors Corporate Trust - Navellier/Dial High Income Opportunities Portfolio,	35-2609382	00777H723	00777H731				ACTND124	9/10/2018	3.56000	1.37701
Advisors Corporate Trust - Navellier/Dial High Income Opportunities Portfolio,	35-2609382	00777H723	00777H731				ACTND124	10/10/2018	3.55000	1.37314
Advisors Corporate Trust - Navellier/Dial High Income Opportunities Portfolio,	35-2609382	00777H723	00777H731				ACTND124	11/10/2018	3.55000	1.37314
Advisors Corporate Trust - Navellier/Dial High Income Opportunities Portfolio,	35-2609382	00777H723	00777H731				ACTND124	12/10/2018	3.56000	1.37701
Advisors Corporate Trust - Navellier / Dial High Income Opportunities Portfolio40	82-4520037	00777H749	00777H756				ACTND125	4/10/2018	3.75000	1.36275
Advisors Corporate Trust - Navellier / Dial High Income Opportunities Portfolio40	82-4520037	00777H749	00777H756				ACTND125	5/10/2018	3.32000	1.20649
Advisors Corporate Trust - Navellier / Dial High Income Opportunities Portfolio40	82-4520037	00777H749	00777H756				ACTND125	6/10/2018	3.32000	1.20649
Advisors Corporate Trust - Navellier / Dial High Income Opportunities Portfolio40	82-4520037	00777H749	00777H756				ACTND125	7/10/2018	3.32000	1.20649
Advisors Corporate Trust - Navellier / Dial High Income Opportunities Portfolio40	82-4520037	00777H749	00777H756				ACTND125	8/10/2018	3.33000	1.21012
Advisors Corporate Trust - Navellier / Dial High Income Opportunities Portfolio40	82-4520037	00777H749	00777H756				ACTND125	9/10/2018	3.33000	1.21012
Advisors Corporate Trust - Navellier / Dial High Income Opportunities Portfolio40	82-4520037	00777H749	00777H756				ACTND125	10/10/2018	3.32000	1.20649
Advisors Corporate Trust - Navellier / Dial High Income Opportunities Portfolio40	82-4520037	00777H749	00777H756				ACTND125	11/10/2018	3.33000	1.21012
Advisors Corporate Trust - Navellier / Dial High Income Opportunities Portfolio40	82-4520037	00777H749	00777H756				ACTND125	12/10/2018	3.33000	1.21012
American Renaissance Portfolio -- A Cyrus J. Lawrence LLC ("CJL") Portfolio, Se4	35-2609363	00778A131	00778A115	00778A107	00778A123		AMRN174	6/10/2018	0.01650	0.00454
American Renaissance Portfolio -- A Cyrus J. Lawrence LLC ("CJL") Portfolio, Se4	35-2609363	00778A131	00778A115	00778A107	00778A123		AMRN174	12/10/2018	0.05000	0.01377
American Renaissance Portfolio -- A Cyrus J. Lawrence LLC ("CJL") Portfolio, Se4	35-2609363	00778A131	00778A115	00778A107	00778A123		AMRN174	12/19/2018	0.00280	0.00280
Core Angels Portfolio, Series 2017-3 - ADT 1834	35-2609361	00778A214	00778A198	00778A180	00778A206		CANG173	6/10/2018	0.03100	0.01955
Core Angels Portfolio, Series 2017-3 - ADT 1834	35-2609361	00778A214	00778A198	00778A180	00778A206		CANG173	12/10/2018	0.05390	0.03399
Small/Mid-Cap Advantage Portfolio, Series 2017-4 -ADT 1834	35-2609362	00778A297	00778A271	00778A263	00778A289		SMID174	5/10/2018	0.24430	0.24430
Small/Mid-Cap Advantage Portfolio, Series 2017-4 -ADT 1834	35-2609362	00778A297	00778A271	00778A263	00778A289		SMID174	10/12/2018	0.00020	0.00020
Small/Mid-Cap Advantage Portfolio, Series 2017-4 -ADT 1834	35-2609362	00778A297	00778A271	00778A263	00778A289		SMID174	11/10/2018	0.14420	0.14420
Small/Mid-Cap Advantage Portfolio, Series 2017-4 -ADT 1834	35-2609362	00778A297	00778A271	00778A263	00778A289		SMID174	12/10/2018	0.02580	0.02562

Issuer's Name	EIN	CUSIP 1	CUSIP 2	CUSIP 3	CUSIP 4	CUSIP 5	Ticker Symbol	Date of Corporate Action	Distribution Per Unit	Per Unit Reduction of Taxpayer's Basis
Cohen & Steers Equity Dividend & Income Closed-EndPortfolio, Series 2018-1 - A	35-2609431	00778A701	00778A719	00778A735	00778A727		EDICE181	11/10/2018	0.05940	0.02173
Cohen & Steers Equity Dividend & Income Closed-EndPortfolio, Series 2018-1 - A	35-2609431	00778A701	00778A719	00778A735	00778A727		EDICE181	12/10/2018	0.05970	0.02184
Cohen & Steers Equity Dividend & Income Closed-EndPortfolio, Series 2018-1 - A	35-2609431	00778A701	00778A719	00778A735	00778A727		EDICE181	12/31/2018	0.01250	0.00457
Income Quality Covered Call Portfolio, Series 2018-1Q - (ADT 1844)	35-2609432	00778A743	00778A750				IQCV181Q	6/10/2018	0.04680	0.02033
Income Quality Covered Call Portfolio, Series 2018-1Q - (ADT 1844)	35-2609432	00778A743	00778A750				IQCV181Q	6/10/2018	0.11360	0.11360
Income Quality Covered Call Portfolio, Series 2018-1Q - (ADT 1844)	35-2609432	00778A743	00778A750				IQCV181Q	9/10/2018	0.03830	0.01663
Income Quality Covered Call Portfolio, Series 2018-1Q - (ADT 1844)	35-2609432	00778A743	00778A750				IQCV181Q	9/10/2018	0.11400	0.11400
Income Quality Covered Call Portfolio, Series 2018-1Q - (ADT 1844)	35-2609432	00778A743	00778A750				IQCV181Q	12/10/2018	0.03790	0.01646
Income Quality Covered Call Portfolio, Series 2018-1Q - (ADT 1844)	35-2609432	00778A743	00778A750				IQCV181Q	12/10/2018	0.11500	0.11500
Blue Chip Covered Call Portfolio, Series 2018-1Q (ADT 1845)	35-2609433	00778A768	00778A776				BCCV181Q	6/10/2018	0.05400	0.05370
Blue Chip Covered Call Portfolio, Series 2018-1Q (ADT 1845)	35-2609433	00778A768	00778A776				BCCV181Q	6/10/2018	0.13130	0.13130
Blue Chip Covered Call Portfolio, Series 2018-1Q (ADT 1845)	35-2609433	00778A768	00778A776				BCCV181Q	9/10/2018	0.03150	0.03132
Blue Chip Covered Call Portfolio, Series 2018-1Q (ADT 1845)	35-2609433	00778A768	00778A776				BCCV181Q	9/10/2018	0.12890	0.12890
Blue Chip Covered Call Portfolio, Series 2018-1Q (ADT 1845)	35-2609433	00778A768	00778A776				BCCV181Q	12/10/2018	0.03050	0.03033
Blue Chip Covered Call Portfolio, Series 2018-1Q (ADT 1845)	35-2609433	00778A768	00778A776				BCCV181Q	12/10/2018	0.12990	0.12990
Dividend Ruler Portfolio, Series 2018A - ADT 1848	35-2609445	00778A784	00778A792	00778A818	00778A800		DVRUL18A	3/10/2018	0.01590	0.00193
Dividend Ruler Portfolio, Series 2018A - ADT 1848	35-2609445	00778A784	00778A792	00778A818	00778A800		DVRUL18A	4/10/2018	0.01600	0.00194
Dividend Ruler Portfolio, Series 2018A - ADT 1848	35-2609445	00778A784	00778A792	00778A818	00778A800		DVRUL18A	5/10/2018	0.01580	0.00192
Dividend Ruler Portfolio, Series 2018A - ADT 1848	35-2609445	00778A784	00778A792	00778A818	00778A800		DVRUL18A	6/10/2018	0.01570	0.00191
Dividend Ruler Portfolio, Series 2018A - ADT 1848	35-2609445	00778A784	00778A792	00778A818	00778A800		DVRUL18A	7/10/2018	0.01570	0.00191
Dividend Ruler Portfolio, Series 2018A - ADT 1848	35-2609445	00778A784	00778A792	00778A818	00778A800		DVRUL18A	8/10/2018	0.01620	0.00197
Dividend Ruler Portfolio, Series 2018A - ADT 1848	35-2609445	00778A784	00778A792	00778A818	00778A800		DVRUL18A	9/10/2018	0.01620	0.00197
Dividend Ruler Portfolio, Series 2018A - ADT 1848	35-2609445	00778A784	00778A792	00778A818	00778A800		DVRUL18A	10/10/2018	0.01660	0.00202
Dividend Ruler Portfolio, Series 2018A - ADT 1848	35-2609445	00778A784	00778A792	00778A818	00778A800		DVRUL18A	11/10/2018	0.01670	0.00203
Dividend Ruler Portfolio, Series 2018A - ADT 1848	35-2609445	00778A784	00778A792	00778A818	00778A800		DVRUL18A	12/10/2018	0.01650	0.00200
Bahl & Gaynor smig (Small/Mid Cap Income Growth) Portfolio, Series 2017-4Q - AD	35-2609371	00778B105	00778B113	00778B139	00778B121		SMIG174Q	1/10/2018	0.01430	0.00782
Bahl & Gaynor smig (Small/Mid Cap Income Growth) Portfolio, Series 2017-4Q - AD	35-2609371	00778B105	00778B113	00778B139	00778B121		SMIG174Q	2/10/2018	0.02030	0.01111
Bahl & Gaynor smig (Small/Mid Cap Income Growth) Portfolio, Series 2017-4Q - AD	35-2609371	00778B105	00778B113	00778B139	00778B121		SMIG174Q	3/10/2018	0.02050	0.01122
Bahl & Gaynor smig (Small/Mid Cap Income Growth) Portfolio, Series 2017-4Q - AD	35-2609371	00778B105	00778B113	00778B139	00778B121		SMIG174Q	4/10/2018	0.02050	0.01122
Bahl & Gaynor smig (Small/Mid Cap Income Growth) Portfolio, Series 2017-4Q - AD	35-2609371	00778B105	00778B113	00778B139	00778B121		SMIG174Q	5/10/2018	0.02060	0.01127
Bahl & Gaynor smig (Small/Mid Cap Income Growth) Portfolio, Series 2017-4Q - AD	35-2609371	00778B105	00778B113	00778B139	00778B121		SMIG174Q	6/10/2018	0.02070	0.01132
Bahl & Gaynor smig (Small/Mid Cap Income Growth) Portfolio, Series 2017-4Q - AD	35-2609371	00778B105	00778B113	00778B139	00778B121		SMIG174Q	7/10/2018	0.02060	0.01127
Bahl & Gaynor smig (Small/Mid Cap Income Growth) Portfolio, Series 2017-4Q - AD	35-2609371	00778B105	00778B113	00778B139	00778B121		SMIG174Q	8/10/2018	0.02050	0.11188
Bahl & Gaynor smig (Small/Mid Cap Income Growth) Portfolio, Series 2017-4Q - AD	35-2609371	00778B105	00778B113	00778B139	00778B121		SMIG174Q	9/10/2018	0.02080	0.01138
Bahl & Gaynor smig (Small/Mid Cap Income Growth) Portfolio, Series 2017-4Q - AD	35-2609371	00778B105	00778B113	00778B139	00778B121		SMIG174Q	10/10/2018	0.02080	0.01138
Bahl & Gaynor smig (Small/Mid Cap Income Growth) Portfolio, Series 2017-4Q - AD	35-2609371	00778B105	00778B113	00778B139	00778B121		SMIG174Q	11/10/2018	0.02020	0.01105
Bahl & Gaynor smig (Small/Mid Cap Income Growth) Portfolio, Series 2017-4Q - AD	35-2609371	00778B105	00778B113	00778B139	00778B121		SMIG174Q	11/10/2018	0.28590	0.28590
Bahl & Gaynor smig (Small/Mid Cap Income Growth) Portfolio, Series 2017-4Q - AD	35-2609371	00778B105	00778B113	00778B139	00778B121		SMIG174Q	12/10/2018	0.02040	0.01116
Cohen & Steers Preferred Income Opportunities Portfolio, Series 2017-4Q - ADT 1	35-2609373	00778B147	00778B154	00778B170	00778B162		PFD174Q	1/10/2018	0.02830	0.00314
Cohen & Steers Preferred Income Opportunities Portfolio, Series 2017-4Q - ADT 1	35-2609373	00778B147	00778B154	00778B170	00778B162		PFD174Q	2/10/2018	0.04040	0.00448
Cohen & Steers Preferred Income Opportunities Portfolio, Series 2017-4Q - ADT 1	35-2609373	00778B147	00778B154	00778B170	00778B162		PFD174Q	3/10/2018	0.04130	0.00458
Cohen & Steers Preferred Income Opportunities Portfolio, Series 2017-4Q - ADT 1	35-2609373	00778B147	00778B154	00778B170	00778B162		PFD174Q	4/10/2018	0.04070	0.00451
Cohen & Steers Preferred Income Opportunities Portfolio, Series 2017-4Q - ADT 1	35-2609373	00778B147	00778B154	00778B170	00778B162		PFD174Q	5/10/2018	0.04150	0.00460
Cohen & Steers Preferred Income Opportunities Portfolio, Series 2017-4Q - ADT 1	35-2609373	00778B147	00778B154	00778B170	00778B162		PFD174Q	6/10/2018	0.04120	0.00456
Cohen & Steers Preferred Income Opportunities Portfolio, Series 2017-4Q - ADT 1	35-2609373	00778B147	00778B154	00778B170	00778B162		PFD174Q	7/10/2018	0.04100	0.00454
Cohen & Steers Preferred Income Opportunities Portfolio, Series 2017-4Q - ADT 1	35-2609373	00778B147	00778B154	00778B170	00778B162		PFD174Q	8/10/2018	0.04100	0.00454
Cohen & Steers Preferred Income Opportunities Portfolio, Series 2017-4Q - ADT 1	35-2609373	00778B147	00778B154	00778B170	00778B162		PFD174Q	9/10/2018	0.04100	0.00454
Cohen & Steers Preferred Income Opportunities Portfolio, Series 2017-4Q - ADT 1	35-2609373	00778B147	00778B154	00778B170	00778B162		PFD174Q	10/10/2018	0.04000	0.00443
Cohen & Steers Preferred Income Opportunities Portfolio, Series 2017-4Q - ADT 1	35-2609373	00778B147	00778B154	00778B170	00778B162		PFD174Q	11/10/2018	0.04000	0.00443
Cohen & Steers Preferred Income Opportunities Portfolio, Series 2017-4Q - ADT 1	35-2609373	00778B147	00778B154	00778B170	00778B162		PFD174Q	11/10/2018	0.19760	0.19760
Cohen & Steers Preferred Income Opportunities Portfolio, Series 2017-4Q - ADT 1	35-2609373	00778B147	00778B154	00778B170	00778B162		PFD174Q	12/10/2018	0.03990	0.00442
Emerging Markets Dividend Portfolio, Series 2017-3Q (ADT 1813)	35-2609375	00778B220	00778B238	00778B253	00778B246		EMDV174Q	1/10/2018	0.01230	0.00091
Emerging Markets Dividend Portfolio, Series 2017-3Q (ADT 1813)	35-2609375	00778B220	00778B238	00778B253	00778B246		EMDV174Q	2/10/2018	0.01810	0.00134
Emerging Markets Dividend Portfolio, Series 2017-3Q (ADT 1813)	35-2609375	00778B220	00778B238	00778B253	00778B246		EMDV174Q	3/10/2018	0.01340	0.00099
Emerging Markets Dividend Portfolio, Series 2017-3Q (ADT 1813)	35-2609375	00778B220	00778B238	00778B253	00778B246		EMDV174Q	4/10/2018	0.01940	0.00144
Emerging Markets Dividend Portfolio, Series 2017-3Q (ADT 1813)	35-2609375	00778B220	00778B238	00778B253	00778B246		EMDV174Q	5/10/2018	0.02220	0.00164
Emerging Markets Dividend Portfolio, Series 2017-3Q (ADT 1813)	35-2609375	00778B220	00778B238	00778B253	00778B246		EMDV174Q	6/10/2018	0.02230	0.00165
Emerging Markets Dividend Portfolio, Series 2017-3Q (ADT 1813)	35-2609375	00778B220	00778B238	00778B253	00778B246		EMDV174Q	7/10/2018	0.02360	0.00175
Emerging Markets Dividend Portfolio, Series 2017-3Q (ADT 1813)	35-2609375	00778B220	00778B238	00778B253	00778B246		EMDV174Q	8/10/2018	0.02320	0.00172
Emerging Markets Dividend Portfolio, Series 2017-3Q (ADT 1813)	35-2609375	00778B220	00778B238	00778B253	00778B246		EMDV174Q	9/10/2018	0.01980	0.00145
Emerging Markets Dividend Portfolio, Series 2017-3Q (ADT 1813)	35-2609375	00778B220	00778B238	00778B253	00778B246		EMDV174Q	10/10/2018	0.01840	0.00136

Issuer's Name	EIN	CUSIP 1	CUSIP 2	CUSIP 3	CUSIP 4	CUSIP 5	Ticker Symbol	Date of Corporate Action	Distribution Per Unit	Per Unit Reduction of Taxpayer's Basis
Emerging Markets Dividend Portfolio, Series 2017-3Q (ADT 1813)	35-2609375	00778B220	00778B238	00778B253	00778B246		EMDV174Q	11/10/2018	0.01660	0.00123
Emerging Markets Dividend Portfolio, Series 2017-3Q (ADT 1813)	35-2609375	00778B220	00778B238	00778B253	00778B246		EMDV174Q	12/10/2018	0.02050	0.00152
High 50® Dividend Strategy Portfolio, Series 2017-4Q - ADT 1836	35-2609370	00778B261	00778B279	00778B295	00778B287		HI50174Q	1/10/2018	0.03230	0.00695
High 50® Dividend Strategy Portfolio, Series 2017-4Q - ADT 1836	35-2609370	00778B261	00778B279	00778B295	00778B287		HI50174Q	2/10/2018	0.04480	0.00964
High 50® Dividend Strategy Portfolio, Series 2017-4Q - ADT 1836	35-2609370	00778B261	00778B279	00778B295	00778B287		HI50174Q	3/10/2018	0.04500	0.00968
High 50® Dividend Strategy Portfolio, Series 2017-4Q - ADT 1836	35-2609370	00778B261	00778B279	00778B295	00778B287		HI50174Q	4/10/2018	0.04440	0.00955
High 50® Dividend Strategy Portfolio, Series 2017-4Q - ADT 1836	35-2609370	00778B261	00778B279	00778B295	00778B287		HI50174Q	5/10/2018	0.04380	0.00943
High 50® Dividend Strategy Portfolio, Series 2017-4Q - ADT 1836	35-2609370	00778B261	00778B279	00778B295	00778B287		HI50174Q	6/10/2018	0.04410	0.00949
High 50® Dividend Strategy Portfolio, Series 2017-4Q - ADT 1836	35-2609370	00778B261	00778B279	00778B295	00778B287		HI50174Q	7/10/2018	0.04420	0.00951
High 50® Dividend Strategy Portfolio, Series 2017-4Q - ADT 1836	35-2609370	00778B261	00778B279	00778B295	00778B287		HI50174Q	8/10/2018	0.04190	0.00902
High 50® Dividend Strategy Portfolio, Series 2017-4Q - ADT 1836	35-2609370	00778B261	00778B279	00778B295	00778B287		HI50174Q	9/10/2018	0.04200	0.00904
High 50® Dividend Strategy Portfolio, Series 2017-4Q - ADT 1836	35-2609370	00778B261	00778B279	00778B295	00778B287		HI50174Q	10/10/2018	0.04320	0.00930
High 50® Dividend Strategy Portfolio, Series 2017-4Q - ADT 1836	35-2609370	00778B261	00778B279	00778B295	00778B287		HI50174Q	11/10/2018	0.04220	0.00908
High 50® Dividend Strategy Portfolio, Series 2017-4Q - ADT 1836	35-2609370	00778B261	00778B279	00778B295	00778B287		HI50174Q	11/10/2018	0.25740	0.25740
High 50® Dividend Strategy Portfolio, Series 2017-4Q - ADT 1836	35-2609370	00778B261	00778B279	00778B295	00778B287		HI50174Q	12/10/2018	0.04220	0.00908
Peroni Growth Portfolio, Winter 2018 Series - ADT1836	35-2609369	00778B337	00778B311	00778B303	00778B329		PGR18W	6/10/2018	0.03370	0.02859
Peroni Growth Portfolio, Winter 2018 Series - ADT1836	35-2609369	00778B337	00778B311	00778B303	00778B329		PGR18W	12/10/2018	0.03530	0.02995
REIT Portfolio, Series 2017-4Q - A Hartford Investment Management Company, ("HI1836	35-2609372	00778B345	00778B352	00778B378	00778B360		REIT174Q	1/10/2018	0.02180	0.00712
REIT Portfolio, Series 2017-4Q - A Hartford Investment Management Company, ("HI1836	35-2609372	00778B345	00778B352	00778B378	00778B360		REIT174Q	2/10/2018	0.03500	0.01144
REIT Portfolio, Series 2017-4Q - A Hartford Investment Management Company, ("HI1836	35-2609372	00778B345	00778B352	00778B378	00778B360		REIT174Q	3/10/2018	0.03570	0.01167
REIT Portfolio, Series 2017-4Q - A Hartford Investment Management Company, ("HI1836	35-2609372	00778B345	00778B352	00778B378	00778B360		REIT174Q	4/10/2018	0.03540	0.01157
REIT Portfolio, Series 2017-4Q - A Hartford Investment Management Company, ("HI1836	35-2609372	00778B345	00778B352	00778B378	00778B360		REIT174Q	5/10/2018	0.03530	0.01154
REIT Portfolio, Series 2017-4Q - A Hartford Investment Management Company, ("HI1836	35-2609372	00778B345	00778B352	00778B378	00778B360		REIT174Q	6/10/2018	0.03520	0.01150
REIT Portfolio, Series 2017-4Q - A Hartford Investment Management Company, ("HI1836	35-2609372	00778B345	00778B352	00778B378	00778B360		REIT174Q	7/10/2018	0.03500	0.01144
REIT Portfolio, Series 2017-4Q - A Hartford Investment Management Company, ("HI1836	35-2609372	00778B345	00778B352	00778B378	00778B360		REIT174Q	8/10/2018	0.03500	0.01144
REIT Portfolio, Series 2017-4Q - A Hartford Investment Management Company, ("HI1836	35-2609372	00778B345	00778B352	00778B378	00778B360		REIT174Q	9/10/2018	0.03500	0.01144
REIT Portfolio, Series 2017-4Q - A Hartford Investment Management Company, ("HI1836	35-2609372	00778B345	00778B352	00778B378	00778B360		REIT174Q	10/10/2018	0.03490	0.01141
REIT Portfolio, Series 2017-4Q - A Hartford Investment Management Company, ("HI1836	35-2609372	00778B345	00778B352	00778B378	00778B360		REIT174Q	11/10/2018	0.03370	0.01101
REIT Portfolio, Series 2017-4Q - A Hartford Investment Management Company, ("HI1836	35-2609372	00778B345	00778B352	00778B378	00778B360		REIT174Q	12/10/2018	0.03370	0.01101
Utilities Portfolio-A Hartford Investment Management Company ("HIMCO") PortfoliDT 1836	35-2609374	00778B386	00778B394	00778B410	00778B402		UTIL174Q	1/10/2018	0.01290	0.00393
Utilities Portfolio-A Hartford Investment Management Company ("HIMCO") PortfoliDT 1836	35-2609374	00778B386	00778B394	00778B410	00778B402		UTIL174Q	2/10/2018	0.02510	0.00765
Utilities Portfolio-A Hartford Investment Management Company ("HIMCO") PortfoliDT 1836	35-2609374	00778B386	00778B394	00778B410	00778B402		UTIL174Q	3/10/2018	0.02480	0.00756
Utilities Portfolio-A Hartford Investment Management Company ("HIMCO") PortfoliDT 1836	35-2609374	00778B386	00778B394	00778B410	00778B402		UTIL174Q	4/10/2018	0.02720	0.00829
Utilities Portfolio-A Hartford Investment Management Company ("HIMCO") PortfoliDT 1836	35-2609374	00778B386	00778B394	00778B410	00778B402		UTIL174Q	5/10/2018	0.02710	0.00826
Utilities Portfolio-A Hartford Investment Management Company ("HIMCO") PortfoliDT 1836	35-2609374	00778B386	00778B394	00778B410	00778B402		UTIL174Q	6/10/2018	0.02700	0.00823
Utilities Portfolio-A Hartford Investment Management Company ("HIMCO") PortfoliDT 1836	35-2609374	00778B386	00778B394	00778B410	00778B402		UTIL174Q	7/10/2018	0.02500	0.00762
Utilities Portfolio-A Hartford Investment Management Company ("HIMCO") PortfoliDT 1836	35-2609374	00778B386	00778B394	00778B410	00778B402		UTIL174Q	8/10/2018	0.02490	0.00759
Utilities Portfolio-A Hartford Investment Management Company ("HIMCO") PortfoliDT 1836	35-2609374	00778B386	00778B394	00778B410	00778B402		UTIL174Q	9/10/2018	0.02490	0.00759
Utilities Portfolio-A Hartford Investment Management Company ("HIMCO") PortfoliDT 1836	35-2609374	00778B386	00778B394	00778B410	00778B402		UTIL174Q	10/10/2018	0.02490	0.00759
Utilities Portfolio-A Hartford Investment Management Company ("HIMCO") PortfoliDT 1836	35-2609374	00778B386	00778B394	00778B410	00778B402		UTIL174Q	11/10/2018	0.02510	0.00765
Utilities Portfolio-A Hartford Investment Management Company ("HIMCO") PortfoliDT 1836	35-2609374	00778B386	00778B394	00778B410	00778B402		UTIL174Q	12/10/2018	0.02520	0.00768
Agri - Business Opportunities Portfolio, Series 2018-1 - ADT 1846	35-2609434	00778B436	00778B428	00778B451	00778B444		AGR181	7/10/2018	0.04450	0.02435
Agri - Business Opportunities Portfolio, Series 2018-1 - ADT 1846	35-2609434	00778B436	00778B428	00778B451	00778B444		AGR181	10/10/2018	0.02120	0.01160
Global Inflation Growth Portfolio, Series 2018-1 -ADT 1846	35-2609435	00778B535	00778B519	00778B501	00778B527		GIG181	6/10/2018	0.04100	0.01564
Global Inflation Growth Portfolio, Series 2018-1 -ADT 1846	35-2609435	00778B535	00778B519	00778B501	00778B527		GIG181	12/10/2018	0.05990	0.02285
Financial Opportunities Portfolio, Series 2018-1 -ADT 1850	35-2609447	00778B550	00778B543	00778B576	00778B568		FIN181	4/10/2018	0.01670	0.00325
Financial Opportunities Portfolio, Series 2018-1 -ADT 1850	35-2609447	00778B550	00778B543	00778B576	00778B568		FIN181	7/10/2018	0.02580	0.00502
Financial Opportunities Portfolio, Series 2018-1 -ADT 1850	35-2609447	00778B550	00778B543	00778B576	00778B568		FIN181	10/10/2018	0.03010	0.00585
BRIC Advantage Portfolio, Series 2018-1 - ADT 1855	35-2609436	00778B659	00778B634	00778B626	00778B642		BRICA181	12/19/2018	0.08980	0.03460
Health Care Opportunities Portfolio, Series 2018-1- ADT 1857	35-2615629	00778B691	00778B675	00778B667	00778B683		HCO181	12/10/2018	0.01930	0.01930
Small/Mid-Cap Advantage Portfolio, Series 2018-1 -ADT 1857	35-2615624	00778B733	00778B717	00778B709	00778B725		SMID181	12/10/2018	0.01610	0.01610
Q-GARP Portfolio, Series 2018-1Q - ADT 1859	35-2615638	00778B774	00778B758	00778B741	00778B766		QGRP181Q	12/10/2018	0.07470	0.03117
Q-GARP Portfolio, Series 2018-1Q - ADT 1859	35-2615638	00778B774	00778B758	00778B741	00778B766		QGRP181Q	12/19/2018	0.01540	0.01540
Angels Portfolio, Series 2018-1Q - ADT 1847	35-2609437	00778C137	00778C111	00778C103	00778C129		ANGL181Q	6/10/2018	0.01760	0.01758
Angels Portfolio, Series 2018-1Q - ADT 1847	35-2609437	00778C137	00778C111	00778C103	00778C129		ANGL181Q	12/10/2018	0.03840	0.03836

Issuer's Name	EIN	CUSIP 1	CUSIP 2	CUSIP 3	CUSIP 4	CUSIP 5	Ticker Symbol	Date of Corporate Action	Distribution Per Unit	Per Unit Reduction of Taxpayer's Basis
Best Ideas Strategy Portfolio -- A Hartford Investment Management Company ("HIMs 2018-1Q - ADT 1847	35-2609438	00778C145	00778C152	00778C178	00778C160		BIDE181Q	10/10/2018	0.61870	0.47374
Brand Favorites Focus Portfolio, Series 2018-1Q -ADT 1847	35-2609440	00778C194	00778C186	00778C210	00778C202		BFF181Q	4/10/2018	0.01320	0.00911
Brand Favorites Focus Portfolio, Series 2018-1Q -ADT 1847	35-2609440	00778C194	00778C186	00778C210	00778C202		BFF181Q	5/10/2018	0.24220	0.24220
Brand Favorites Focus Portfolio, Series 2018-1Q -ADT 1847	35-2609440	00778C194	00778C186	00778C210	00778C202		BFF181Q	7/10/2018	0.02260	0.01559
Brand Favorites Focus Portfolio, Series 2018-1Q -ADT 1847	35-2609440	00778C194	00778C186	00778C210	00778C202		BFF181Q	10/10/2018	0.02300	0.01587
Bulldog Portfolio -- A Cyrus J. Lawrence LLC ("CJL") Portfolio, Series 2018-1Q	35-2609439	00778C251	00778C236	00778C228	00778C244		BDOG181Q	6/10/2018	0.01920	0.01407
Bulldog Portfolio -- A Cyrus J. Lawrence LLC ("CJL") Portfolio, Series 2018-1Q	35-2609439	00778C251	00778C236	00778C228	00778C244		BDOG181Q	12/10/2018	0.04320	0.03166
Global Dividend Strategy Portfolio -- A Hartford Investment Management CompanySeries 2018-1Q - ADT 1847	35-2609441	00778C269	00778C277	00778C293	00778C285		HGD181Q	2/10/2018	0.01610	0.00150
Global Dividend Strategy Portfolio -- A Hartford Investment Management CompanySeries 2018-1Q - ADT 1847	35-2609441	00778C269	00778C277	00778C293	00778C285		HGD181Q	3/10/2018	0.02820	0.00263
Global Dividend Strategy Portfolio -- A Hartford Investment Management CompanySeries 2018-1Q - ADT 1847	35-2609441	00778C269	00778C277	00778C293	00778C285		HGD181Q	4/10/2018	0.02850	0.00266
Global Dividend Strategy Portfolio -- A Hartford Investment Management CompanySeries 2018-1Q - ADT 1847	35-2609441	00778C269	00778C277	00778C293	00778C285		HGD181Q	5/10/2018	0.02760	0.00258
Global Dividend Strategy Portfolio -- A Hartford Investment Management CompanySeries 2018-1Q - ADT 1847	35-2609441	00778C269	00778C277	00778C293	00778C285		HGD181Q	6/10/2018	0.02710	0.00253
Global Dividend Strategy Portfolio -- A Hartford Investment Management CompanySeries 2018-1Q - ADT 1847	35-2609441	00778C269	00778C277	00778C293	00778C285		HGD181Q	7/10/2018	0.02700	0.00252
Global Dividend Strategy Portfolio -- A Hartford Investment Management CompanySeries 2018-1Q - ADT 1847	35-2609441	00778C269	00778C277	00778C293	00778C285		HGD181Q	8/10/2018	0.02630	0.00245
Global Dividend Strategy Portfolio -- A Hartford Investment Management CompanySeries 2018-1Q - ADT 1847	35-2609441	00778C269	00778C277	00778C293	00778C285		HGD181Q	9/10/2018	0.02650	0.00247
Global Dividend Strategy Portfolio -- A Hartford Investment Management CompanySeries 2018-1Q - ADT 1847	35-2609441	00778C269	00778C277	00778C293	00778C285		HGD181Q	10/10/2018	0.02680	0.00250
Global Dividend Strategy Portfolio -- A Hartford Investment Management CompanySeries 2018-1Q - ADT 1847	35-2609441	00778C269	00778C277	00778C293	00778C285		HGD181Q	11/10/2018	0.02670	0.00249
Global Dividend Strategy Portfolio -- A Hartford Investment Management CompanySeries 2018-1Q - ADT 1847	35-2609441	00778C269	00778C277	00778C293	00778C285		HGD181Q	11/10/2018	0.06090	0.06090
Global Dividend Strategy Portfolio -- A Hartford Investment Management CompanySeries 2018-1Q - ADT 1847	35-2609441	00778C269	00778C277	00778C293	00778C285		HGD181Q	12/10/2018	0.02680	0.00250
Global Technology Portfolio, Series 2018-1Q - ADT1847	35-2609442	00778C335	00778C319	00778C301	00778C327		GTP181Q	12/10/2018	0.02090	0.02090
NASDAQ Q-50 Indexsm Portfolio, Series 2018-1Q (ADT1847)	35-2609443	00778C376	00778C350	00778C343	00778C368		NXTQ181Q	12/10/2018	0.02460	0.02460
Strategic High 50@/Q-50 Dividend and Growth Portfolio, Series 2018-1Q - ADT 184	35-2609444	00778C384	00778C392	00778C418	00778C400		Q50H181Q	2/10/2018	0.01290	0.00390
Strategic High 50@/Q-50 Dividend and Growth Portfolio, Series 2018-1Q - ADT 184	35-2609444	00778C384	00778C392	00778C418	00778C400		Q50H181Q	3/10/2018	0.02220	0.00671
Strategic High 50@/Q-50 Dividend and Growth Portfolio, Series 2018-1Q - ADT 184	35-2609444	00778C384	00778C392	00778C418	00778C400		Q50H181Q	4/10/2018	0.02210	0.00668
Strategic High 50@/Q-50 Dividend and Growth Portfolio, Series 2018-1Q - ADT 184	35-2609444	00778C384	00778C392	00778C418	00778C400		Q50H181Q	5/10/2018	0.02150	0.00650
Strategic High 50@/Q-50 Dividend and Growth Portfolio, Series 2018-1Q - ADT 184	35-2609444	00778C384	00778C392	00778C418	00778C400		Q50H181Q	6/10/2018	0.02190	0.00662
Strategic High 50@/Q-50 Dividend and Growth Portfolio, Series 2018-1Q - ADT 184	35-2609444	00778C384	00778C392	00778C418	00778C400		Q50H181Q	7/10/2018	0.02190	0.00662
Strategic High 50@/Q-50 Dividend and Growth Portfolio, Series 2018-1Q - ADT 184	35-2609444	00778C384	00778C392	00778C418	00778C400		Q50H181Q	8/10/2018	0.02050	0.00619
Strategic High 50@/Q-50 Dividend and Growth Portfolio, Series 2018-1Q - ADT 184	35-2609444	00778C384	00778C392	00778C418	00778C400		Q50H181Q	9/10/2018	0.02050	0.00619
Strategic High 50@/Q-50 Dividend and Growth Portfolio, Series 2018-1Q - ADT 184	35-2609444	00778C384	00778C392	00778C418	00778C400		Q50H181Q	10/10/2018	0.02120	0.00640
Strategic High 50@/Q-50 Dividend and Growth Portfolio, Series 2018-1Q - ADT 184	35-2609444	00778C384	00778C392	00778C418	00778C400		Q50H181Q	11/10/2018	0.02090	0.00631
Strategic High 50@/Q-50 Dividend and Growth Portfolio, Series 2018-1Q - ADT 184	35-2609444	00778C384	00778C392	00778C418	00778C400		Q50H181Q	11/10/2018	0.12470	0.12470
Strategic High 50@/Q-50 Dividend and Growth Portfolio, Series 2018-1Q - ADT 184	35-2609444	00778C384	00778C392	00778C418	00778C400		Q50H181Q	12/10/2018	0.02080	0.00628
Aerospace/Defense Opportunities Portfolio, Series2018-1 - ADT 1852	35-2615548	00778C491	00778C475	00778C467	00778C483		ASD181	11/10/2018	0.28980	0.27047
Cohen & Steers Covered Call & Income Strategies Closed-End Portfolio, Series 20	35-2615549	00778C509	00778C517	00778C533	00778C525		CV2Y181	3/10/2018	0.05820	0.01968
Cohen & Steers Covered Call & Income Strategies Closed-End Portfolio, Series 20	35-2615549	00778C509	00778C517	00778C533	00778C525		CV2Y181	4/10/2018	0.05560	0.01880
Cohen & Steers Covered Call & Income Strategies Closed-End Portfolio, Series 20	35-2615549	00778C509	00778C517	00778C533	00778C525		CV2Y181	5/10/2018	0.06200	0.02097
Cohen & Steers Covered Call & Income Strategies Closed-End Portfolio, Series 20	35-2615549	00778C509	00778C517	00778C533	00778C525		CV2Y181	6/10/2018	0.05430	0.01836
Cohen & Steers Covered Call & Income Strategies Closed-End Portfolio, Series 20	35-2615549	00778C509	00778C517	00778C533	00778C525		CV2Y181	7/10/2018	0.05390	0.01823
Cohen & Steers Covered Call & Income Strategies Closed-End Portfolio, Series 20	35-2615549	00778C509	00778C517	00778C533	00778C525		CV2Y181	8/10/2018	0.05350	0.01809
Cohen & Steers Covered Call & Income Strategies Closed-End Portfolio, Series 20	35-2615549	00778C509	00778C517	00778C533	00778C525		CV2Y181	9/10/2018	0.05350	0.01809
Cohen & Steers Covered Call & Income Strategies Closed-End Portfolio, Series 20	35-2615549	00778C509	00778C517	00778C533	00778C525		CV2Y181	10/10/2018	0.05350	0.01809
Cohen & Steers Covered Call & Income Strategies Closed-End Portfolio, Series 20	35-2615549	00778C509	00778C517	00778C533	00778C525		CV2Y181	11/10/2018	0.05350	0.01809
Cohen & Steers Covered Call & Income Strategies Closed-End Portfolio, Series 20	35-2615549	00778C509	00778C517	00778C533	00778C525		CV2Y181	12/10/2018	0.05340	0.01806
Cohen & Steers Covered Call & Income Strategies Closed-End Portfolio, Series 20	35-2615549	00778C509	00778C517	00778C533	00778C525		CV2Y181	12/31/2018	0.06790	0.02296
Cohen & Steers Dynamic Income Portfolio, Series 2018-1 - ADT 1852	35-2615550	00778C541	00778C558	00778C574	00778C566		DIP181	3/10/2018	0.04720	0.01029
Cohen & Steers Dynamic Income Portfolio, Series 2018-1 - ADT 1852	35-2615550	00778C541	00778C558	00778C574	00778C566		DIP181	4/10/2018	0.04540	0.00990
Cohen & Steers Dynamic Income Portfolio, Series 2018-1 - ADT 1852	35-2615550	00778C541	00778C558	00778C574	00778C566		DIP181	5/10/2018	0.04480	0.00977
Cohen & Steers Dynamic Income Portfolio, Series 2018-1 - ADT 1852	35-2615550	00778C541	00778C558	00778C574	00778C566		DIP181	6/10/2018	0.04440	0.00968
Cohen & Steers Dynamic Income Portfolio, Series 2018-1 - ADT 1852	35-2615550	00778C541	00778C558	00778C574	00778C566		DIP181	7/10/2018	0.04390	0.00957
Cohen & Steers Dynamic Income Portfolio, Series 2018-1 - ADT 1852	35-2615550	00778C541	00778C558	00778C574	00778C566		DIP181	8/10/2018	0.04380	0.00955
Cohen & Steers Dynamic Income Portfolio, Series 2018-1 - ADT 1852	35-2615550	00778C541	00778C558	00778C574	00778C566		DIP181	9/10/2018	0.04370	0.00953
Cohen & Steers Dynamic Income Portfolio, Series 2018-1 - ADT 1852	35-2615550	00778C541	00778C558	00778C574	00778C566		DIP181	10/10/2018	0.04380	0.00955
Cohen & Steers Dynamic Income Portfolio, Series 2018-1 - ADT 1852	35-2615550	00778C541	00778C558	00778C574	00778C566		DIP181	11/10/2018	0.04330	0.00944
Cohen & Steers Dynamic Income Portfolio, Series 2018-1 - ADT 1852	35-2615550	00778C541	00778C558	00778C574	00778C566		DIP181	12/10/2018	0.04370	0.00953
Cohen & Steers Global Covered Call & Income Strategies Closed-End Portfolio, Se2	35-2615551	00778C582	00778C590	00778C616	00778C608		GCV2Y181	3/10/2018	0.06110	0.02108

Issuer's Name	EIN	CUSIP 1	CUSIP 2	CUSIP 3	CUSIP 4	CUSIP 5	Ticker Symbol	Date of Corporate Action	Distribution Per Unit	Per Unit Reduction of Taxpayer's Basis
Cohen & Steers Global Covered Call & Income Strategies Closed-End Portfolio, Se2	35-2615551	00778C582	00778C590	00778C616	00778C608		GCV2Y181	4/10/2018	0.05840	0.02015
Cohen & Steers Global Covered Call & Income Strategies Closed-End Portfolio, Se2	35-2615551	00778C582	00778C590	00778C616	00778C608		GCV2Y181	5/10/2018	0.06420	0.02215
Cohen & Steers Global Covered Call & Income Strategies Closed-End Portfolio, Se2	35-2615551	00778C582	00778C590	00778C616	00778C608		GCV2Y181	6/10/2018	0.05660	0.01953
Cohen & Steers Global Covered Call & Income Strategies Closed-End Portfolio, Se2	35-2615551	00778C582	00778C590	00778C616	00778C608		GCV2Y181	7/10/2018	0.05490	0.01894
Cohen & Steers Global Covered Call & Income Strategies Closed-End Portfolio, Se2	35-2615551	00778C582	00778C590	00778C616	00778C608		GCV2Y181	8/10/2018	0.05450	0.01880
Cohen & Steers Global Covered Call & Income Strategies Closed-End Portfolio, Se2	35-2615551	00778C582	00778C590	00778C616	00778C608		GCV2Y181	9/10/2018	0.05450	0.01880
Cohen & Steers Global Covered Call & Income Strategies Closed-End Portfolio, Se2	35-2615551	00778C582	00778C590	00778C616	00778C608		GCV2Y181	10/10/2018	0.05380	0.01856
Cohen & Steers Global Covered Call & Income Strategies Closed-End Portfolio, Se2	35-2615551	00778C582	00778C590	00778C616	00778C608		GCV2Y181	11/10/2018	0.05370	0.01853
Cohen & Steers Global Covered Call & Income Strategies Closed-End Portfolio, Se2	35-2615551	00778C582	00778C590	00778C616	00778C608		GCV2Y181	12/10/2018	0.05380	0.01856
Cohen & Steers Global Covered Call & Income Strategies Closed-End Portfolio, Se2	35-2615551	00778C582	00778C590	00778C616	00778C608		GCV2Y181	12/31/2018	0.05090	0.01756
Tactical Income Closed-End Portfolio, Series 2018-1 - ADT 1852	35-2615552	00778C624	00778C632	00778C657	00778C640		TICE2181	3/10/2018	0.06490	0.01604
Tactical Income Closed-End Portfolio, Series 2018-1 - ADT 1852	35-2615552	00778C624	00778C632	00778C657	00778C640		TICE2181	4/10/2018	0.06180	0.01528
Tactical Income Closed-End Portfolio, Series 2018-1 - ADT 1852	35-2615552	00778C624	00778C632	00778C657	00778C640		TICE2181	5/10/2018	0.05840	0.01444
Tactical Income Closed-End Portfolio, Series 2018-1 - ADT 1852	35-2615552	00778C624	00778C632	00778C657	00778C640		TICE2181	6/10/2018	0.06030	0.01491
Tactical Income Closed-End Portfolio, Series 2018-1 - ADT 1852	35-2615552	00778C624	00778C632	00778C657	00778C640		TICE2181	7/10/2018	0.05980	0.01478
Tactical Income Closed-End Portfolio, Series 2018-1 - ADT 1852	35-2615552	00778C624	00778C632	00778C657	00778C640		TICE2181	8/10/2018	0.05950	0.01471
Tactical Income Closed-End Portfolio, Series 2018-1 - ADT 1852	35-2615552	00778C624	00778C632	00778C657	00778C640		TICE2181	9/10/2018	0.05950	0.01471
Tactical Income Closed-End Portfolio, Series 2018-1 - ADT 1852	35-2615552	00778C624	00778C632	00778C657	00778C640		TICE2181	10/10/2018	0.06300	0.01557
Tactical Income Closed-End Portfolio, Series 2018-1 - ADT 1852	35-2615552	00778C624	00778C632	00778C657	00778C640		TICE2181	11/10/2018	0.06280	0.01552
Tactical Income Closed-End Portfolio, Series 2018-1 - ADT 1852	35-2615552	00778C624	00778C632	00778C657	00778C640		TICE2181	12/10/2018	0.06400	0.01582
Tactical Income Closed-End Portfolio, Series 2018-1 - ADT 1852	35-2615552	00778C624	00778C632	00778C657	00778C640		TICE2181	12/31/2018	0.03230	0.00798
Inflation Sensitive Dividend Portfolio, - A Hartford Investment Management Compio, Series 2018-1Q - ADT 1854	35-7195204	00778C665	00778C673	00778C699	00778C681		ISD181Q	3/10/2018	0.01410	0.00475
Inflation Sensitive Dividend Portfolio, - A Hartford Investment Management Compio, Series 2018-1Q - ADT 1854	35-7195204	00778C665	00778C673	00778C699	00778C681		ISD181Q	4/10/2018	0.01780	0.00600
Inflation Sensitive Dividend Portfolio, - A Hartford Investment Management Compio, Series 2018-1Q - ADT 1854	35-7195204	00778C665	00778C673	00778C699	00778C681		ISD181Q	5/10/2018	0.01770	0.00597
Inflation Sensitive Dividend Portfolio, - A Hartford Investment Management Compio, Series 2018-1Q - ADT 1854	35-7195204	00778C665	00778C673	00778C699	00778C681		ISD181Q	6/10/2018	0.01770	0.00597
Inflation Sensitive Dividend Portfolio, - A Hartford Investment Management Compio, Series 2018-1Q - ADT 1854	35-7195204	00778C665	00778C673	00778C699	00778C681		ISD181Q	7/10/2018	0.01770	0.00597
Inflation Sensitive Dividend Portfolio, - A Hartford Investment Management Compio, Series 2018-1Q - ADT 1854	35-7195204	00778C665	00778C673	00778C699	00778C681		ISD181Q	8/10/2018	0.01790	0.00604
Inflation Sensitive Dividend Portfolio, - A Hartford Investment Management Compio, Series 2018-1Q - ADT 1854	35-7195204	00778C665	00778C673	00778C699	00778C681		ISD181Q	9/10/2018	0.01780	0.00600
Inflation Sensitive Dividend Portfolio, - A Hartford Investment Management Compio, Series 2018-1Q - ADT 1854	35-7195204	00778C665	00778C673	00778C699	00778C681		ISD181Q	10/10/2018	0.01790	0.00604
Inflation Sensitive Dividend Portfolio, - A Hartford Investment Management Compio, Series 2018-1Q - ADT 1854	35-7195204	00778C665	00778C673	00778C699	00778C681		ISD181Q	11/10/2018	0.01800	0.00607
Inflation Sensitive Dividend Portfolio, - A Hartford Investment Management Compio, Series 2018-1Q - ADT 1854	35-7195204	00778C665	00778C673	00778C699	00778C681		ISD181Q	12/10/2018	0.01790	0.00604
60/40 Asset Allocation Portfolio, Series 2018-1Q -ADT 1856	35-7195203	00778C707	00778C715	00778C731	00778C723		SFAA181Q	4/10/2018	0.01090	0.00387
60/40 Asset Allocation Portfolio, Series 2018-1Q -ADT 1856	35-7195203	00778C707	00778C715	00778C731	00778C723		SFAA181Q	5/10/2018	0.01170	0.00416
60/40 Asset Allocation Portfolio, Series 2018-1Q -ADT 1856	35-7195203	00778C707	00778C715	00778C731	00778C723		SFAA181Q	6/10/2018	0.01170	0.00416
60/40 Asset Allocation Portfolio, Series 2018-1Q -ADT 1856	35-7195203	00778C707	00778C715	00778C731	00778C723		SFAA181Q	7/10/2018	0.01230	0.00437
60/40 Asset Allocation Portfolio, Series 2018-1Q -ADT 1856	35-7195203	00778C707	00778C715	00778C731	00778C723		SFAA181Q	8/10/2018	0.01240	0.00441
60/40 Asset Allocation Portfolio, Series 2018-1Q -ADT 1856	35-7195203	00778C707	00778C715	00778C731	00778C723		SFAA181Q	9/10/2018	0.01110	0.00394
60/40 Asset Allocation Portfolio, Series 2018-1Q -ADT 1856	35-7195203	00778C707	00778C715	00778C731	00778C723		SFAA181Q	10/10/2018	0.01050	0.00373
60/40 Asset Allocation Portfolio, Series 2018-1Q -ADT 1856	35-7195203	00778C707	00778C715	00778C731	00778C723		SFAA181Q	11/10/2018	0.01110	0.00394
60/40 Asset Allocation Portfolio, Series 2018-1Q -ADT 1856	35-7195203	00778C707	00778C715	00778C731	00778C723		SFAA181Q	12/10/2018	0.01130	0.00402
Cohen & Steers Senior Variable Rate and Income Closed-End Portfolio, Series 201	35-2615627	00778C780	00778C798	00778C814	00778C806		SRV2181	4/10/2018	0.05440	0.00036
Cohen & Steers Senior Variable Rate and Income Closed-End Portfolio, Series 201	35-2615627	00778C780	00778C798	00778C814	00778C806		SRV2181	5/10/2018	0.05040	0.00033
Cohen & Steers Senior Variable Rate and Income Closed-End Portfolio, Series 201	35-2615627	00778C780	00778C798	00778C814	00778C806		SRV2181	6/10/2018	0.04950	0.00033
Cohen & Steers Senior Variable Rate and Income Closed-End Portfolio, Series 201	35-2615627	00778C780	00778C798	00778C814	00778C806		SRV2181	7/10/2018	0.04870	0.00032
Cohen & Steers Senior Variable Rate and Income Closed-End Portfolio, Series 201	35-2615627	00778C780	00778C798	00778C814	00778C806		SRV2181	8/10/2018	0.04810	0.00032
Cohen & Steers Senior Variable Rate and Income Closed-End Portfolio, Series 201	35-2615627	00778C780	00778C798	00778C814	00778C806		SRV2181	9/10/2018	0.04770	0.00031
Cohen & Steers Senior Variable Rate and Income Closed-End Portfolio, Series 201	35-2615627	00778C780	00778C798	00778C814	00778C806		SRV2181	10/10/2018	0.04830	0.00032
Cohen & Steers Senior Variable Rate and Income Closed-End Portfolio, Series 201	35-2615627	00778C780	00778C798	00778C814	00778C806		SRV2181	11/10/2018	0.04860	0.00032
Cohen & Steers Senior Variable Rate and Income Closed-End Portfolio, Series 201	35-2615627	00778C780	00778C798	00778C814	00778C806		SRV2181	12/10/2018	0.06120	0.00040
Cohen & Steers Senior Variable Rate and Income Closed-End Portfolio, Series 201	35-2615627	00778C780	00778C798	00778C814	00778C806		SRV2181	12/31/2018	0.00880	0.00006
Global Basic Materials Portfolio, Series 2018-1 -ADT 1857	35-2615625	00778C830	00778C822	00778C855	00778C848		GLOBM181	7/10/2018	0.05130	0.00732
Global Basic Materials Portfolio, Series 2018-1 -ADT 1857	35-2615625	00778C830	00778C822	00778C855	00778C848		GLOBM181	10/10/2018	0.03530	0.00503
Advisors Core Equity Strategy Portfolio, Series 2018-1Q - ADT 1853	35-2615553	00778K139	00778K113	00778K105	00778K121		ACES181Q	6/10/2018	0.02170	0.00848
Advisors Core Equity Strategy Portfolio, Series 2018-1Q - ADT 1853	35-2615553	00778K139	00778K113	00778K105	00778K121		ACES181Q	10/10/2018	0.02080	0.02078
Advisors Core Equity Strategy Portfolio, Series 2018-1Q - ADT 1853	35-2615553	00778K139	00778K113	00778K105	00778K121		ACES181Q	11/10/2018	0.07390	0.07381
Advisors Core Equity Strategy Portfolio, Series 2018-1Q - ADT 1853	35-2615553	00778K139	00778K113	00778K105	00778K121		ACES181Q	12/10/2018	0.05370	0.02099
Bahl & Gaynor Income Growth Portfolio, Series 2018-1Q - ADT 1853	35-2615554	00778K147	00778K154	00778K170	00778K162		BGIG181Q	3/10/2018	0.01230	0.00281
Bahl & Gaynor Income Growth Portfolio, Series 2018-1Q - ADT 1853	35-2615554	00778K147	00778K154	00778K170	00778K162		BGIG181Q	4/10/2018	0.02170	0.00496
Bahl & Gaynor Income Growth Portfolio, Series 2018-1Q - ADT 1853	35-2615554	00778K147	00778K154	00778K170	00778K162		BGIG181Q	5/10/2018	0.02220	0.00508
Bahl & Gaynor Income Growth Portfolio, Series 2018-1Q - ADT 1853	35-2615554	00778K147	00778K154	00778K170	00778K162		BGIG181Q	6/10/2018	0.02200	0.00503

Issuer's Name	EIN	CUSIP 1	CUSIP 2	CUSIP 3	CUSIP 4	CUSIP 5	Ticker Symbol	Date of Corporate Action	Distribution Per Unit	Per Unit Reduction of Taxpayer's Basis
Minimum Volatility Equity Income Portfolio -- A Hartford Investment Managementfolio, Series 2018-1Q - ADT 1853	35-2615561	00778K469	00778K477	00778K493	00778K485		MV181Q	11/10/2018	0.22210	0.22199
Minimum Volatility Equity Income Portfolio -- A Hartford Investment Managementfolio, Series 2018-1Q - ADT 1853	35-2615561	00778K469	00778K477	00778K493	00778K485		MV181Q	12/10/2018	0.02510	0.00403
Strategic Foundations of Growth Portfolio, Series2018-1Q - ADT 1853	35-2615562	00778K535	00778K519	00778K501	00778K527		FGR181Q	12/10/2018	0.01650	0.01650
Strategic High 80 Dividend Portfolio, Series 2018-1Q - ADT 1853	35-2615563	00778K543	00778K550	00778K576	00778K568		HI80181Q	3/10/2018	0.02180	0.00382
Strategic High 80 Dividend Portfolio, Series 2018-1Q - ADT 1853	35-2615563	00778K543	00778K550	00778K576	00778K568		HI80181Q	4/10/2018	0.03910	0.00685
Strategic High 80 Dividend Portfolio, Series 2018-1Q - ADT 1853	35-2615563	00778K543	00778K550	00778K576	00778K568		HI80181Q	5/10/2018	0.03950	0.00692
Strategic High 80 Dividend Portfolio, Series 2018-1Q - ADT 1853	35-2615563	00778K543	00778K550	00778K576	00778K568		HI80181Q	6/10/2018	0.03950	0.00692
Strategic High 80 Dividend Portfolio, Series 2018-1Q - ADT 1853	35-2615563	00778K543	00778K550	00778K576	00778K568		HI80181Q	7/10/2018	0.03980	0.00697
Strategic High 80 Dividend Portfolio, Series 2018-1Q - ADT 1853	35-2615563	00778K543	00778K550	00778K576	00778K568		HI80181Q	8/10/2018	0.03700	0.00648
Strategic High 80 Dividend Portfolio, Series 2018-1Q - ADT 1853	35-2615563	00778K543	00778K550	00778K576	00778K568		HI80181Q	9/10/2018	0.03720	0.00651
Strategic High 80 Dividend Portfolio, Series 2018-1Q - ADT 1853	35-2615563	00778K543	00778K550	00778K576	00778K568		HI80181Q	10/10/2018	0.03790	0.00664
Strategic High 80 Dividend Portfolio, Series 2018-1Q - ADT 1853	35-2615563	00778K543	00778K550	00778K576	00778K568		HI80181Q	11/10/2018	0.03750	0.00657
Strategic High 80 Dividend Portfolio, Series 2018-1Q - ADT 1853	35-2615563	00778K543	00778K550	00778K576	00778K568		HI80181Q	12/10/2018	0.03640	0.00637
Strategic High 80 Dividend Portfolio, Series 2018-1Q - ADT 1853	35-2615563	00778K543	00778K550	00778K576	00778K568		HI80181Q	12/31/2018	0.02200	0.00385
Tactical Plus Closed-End Portfolio, 15-month Series 2018-1Q - ADT 1853	35-2615564	00778K584	00778K592	00778K618	00778K600		TICP181Q	3/10/2018	0.03140	0.01163
Tactical Plus Closed-End Portfolio, 15-month Series 2018-1Q - ADT 1853	35-2615564	00778K584	00778K592	00778K618	00778K600		TICP181Q	4/10/2018	0.06140	0.02274
Tactical Plus Closed-End Portfolio, 15-month Series 2018-1Q - ADT 1853	35-2615564	00778K584	00778K592	00778K618	00778K600		TICP181Q	5/10/2018	0.06580	0.02437
Tactical Plus Closed-End Portfolio, 15-month Series 2018-1Q - ADT 1853	35-2615564	00778K584	00778K592	00778K618	00778K600		TICP181Q	6/10/2018	0.06100	0.02259
Tactical Plus Closed-End Portfolio, 15-month Series 2018-1Q - ADT 1853	35-2615564	00778K584	00778K592	00778K618	00778K600		TICP181Q	7/10/2018	0.06000	0.02222
Tactical Plus Closed-End Portfolio, 15-month Series 2018-1Q - ADT 1853	35-2615564	00778K584	00778K592	00778K618	00778K600		TICP181Q	8/10/2018	0.05970	0.02211
Tactical Plus Closed-End Portfolio, 15-month Series 2018-1Q - ADT 1853	35-2615564	00778K584	00778K592	00778K618	00778K600		TICP181Q	9/10/2018	0.05940	0.02200
Tactical Plus Closed-End Portfolio, 15-month Series 2018-1Q - ADT 1853	35-2615564	00778K584	00778K592	00778K618	00778K600		TICP181Q	10/10/2018	0.06340	0.02348
Tactical Plus Closed-End Portfolio, 15-month Series 2018-1Q - ADT 1853	35-2615564	00778K584	00778K592	00778K618	00778K600		TICP181Q	11/10/2018	0.06310	0.02337
Tactical Plus Closed-End Portfolio, 15-month Series 2018-1Q - ADT 1853	35-2615564	00778K584	00778K592	00778K618	00778K600		TICP181Q	12/10/2018	0.06450	0.02388
Tactical Plus Closed-End Portfolio, 15-month Series 2018-1Q - ADT 1853	35-2615564	00778K584	00778K592	00778K618	00778K600		TICP181Q	12/31/2018	0.04380	0.01622
American Renaissance Portfolio -- A Cyrus J. Lawrence LLC ("CJL") Portfolio, Se7	35-2615626	00778K659	00778K634	00778K626	00778K642		AMRN181	6/10/2018	0.01490	0.00404
American Renaissance Portfolio -- A Cyrus J. Lawrence LLC ("CJL") Portfolio, Se7	35-2615626	00778K659	00778K634	00778K626	00778K642		AMRN181	12/10/2018	0.06110	0.01655
American Renaissance Portfolio -- A Cyrus J. Lawrence LLC ("CJL") Portfolio, Se7	35-2615626	00778K659	00778K634	00778K626	00778K642		AMRN181	12/19/2018	0.01410	0.01410
Business Development Company Opportunities Portfolio, Series 2018-1 - ADT 1857	35-2615630	00778K709	00778K717	00778K733	00778K725		BDC181	9/10/2018	0.23140	0.16783
Business Development Company Opportunities Portfolio, Series 2018-1 - ADT 1857	35-2615630	00778K709	00778K717	00778K733	00778K725		BDC181	10/10/2018	0.09700	0.07035
Cohen & Steers Convertible and Income Closed-End Portfolio, Series 2018-1 - ADT	35-2615628	00778K782	00778K790	00778K816	00778K808		CONV181	4/10/2018	0.06390	0.01987
Cohen & Steers Convertible and Income Closed-End Portfolio, Series 2018-1 - ADT	35-2615628	00778K782	00778K790	00778K816	00778K808		CONV181	5/10/2018	0.05900	0.01834
Cohen & Steers Convertible and Income Closed-End Portfolio, Series 2018-1 - ADT	35-2615628	00778K782	00778K790	00778K816	00778K808		CONV181	6/10/2018	0.05910	0.01837
Cohen & Steers Convertible and Income Closed-End Portfolio, Series 2018-1 - ADT	35-2615628	00778K782	00778K790	00778K816	00778K808		CONV181	7/10/2018	0.05800	0.01803
Cohen & Steers Convertible and Income Closed-End Portfolio, Series 2018-1 - ADT	35-2615628	00778K782	00778K790	00778K816	00778K808		CONV181	8/10/2018	0.05880	0.01828
Cohen & Steers Convertible and Income Closed-End Portfolio, Series 2018-1 - ADT	35-2615628	00778K782	00778K790	00778K816	00778K808		CONV181	9/10/2018	0.05700	0.01772
Cohen & Steers Convertible and Income Closed-End Portfolio, Series 2018-1 - ADT	35-2615628	00778K782	00778K790	00778K816	00778K808		CONV181	10/10/2018	0.05580	0.01735
Cohen & Steers Convertible and Income Closed-End Portfolio, Series 2018-1 - ADT	35-2615628	00778K782	00778K790	00778K816	00778K808		CONV181	11/10/2018	0.05300	0.01648
Cohen & Steers Convertible and Income Closed-End Portfolio, Series 2018-1 - ADT	35-2615628	00778K782	00778K790	00778K816	00778K808		CONV181	12/10/2018	0.07070	0.02198
Cohen & Steers Convertible and Income Closed-End Portfolio, Series 2018-1 - ADT	35-2615628	00778K782	00778K790	00778K816	00778K808		CONV181	12/31/2018	0.07730	0.02403
Bahl & Gaynor smig (Small/Mid Cap Income Growth) Portfolio, Series 2018-1Q - AD	35-2615633	00778L103	00778L111	00778L137	00778L129		SMIG181Q	4/10/2018	0.01430	0.00259
Bahl & Gaynor smig (Small/Mid Cap Income Growth) Portfolio, Series 2018-1Q - AD	35-2615633	00778L103	00778L111	00778L137	00778L129		SMIG181Q	5/10/2018	0.02110	0.00381
Bahl & Gaynor smig (Small/Mid Cap Income Growth) Portfolio, Series 2018-1Q - AD	35-2615633	00778L103	00778L111	00778L137	00778L129		SMIG181Q	6/10/2018	0.02130	0.00385
Bahl & Gaynor smig (Small/Mid Cap Income Growth) Portfolio, Series 2018-1Q - AD	35-2615633	00778L103	00778L111	00778L137	00778L129		SMIG181Q	7/10/2018	0.02100	0.00380
Bahl & Gaynor smig (Small/Mid Cap Income Growth) Portfolio, Series 2018-1Q - AD	35-2615633	00778L103	00778L111	00778L137	00778L129		SMIG181Q	8/10/2018	0.02110	0.00381
Bahl & Gaynor smig (Small/Mid Cap Income Growth) Portfolio, Series 2018-1Q - AD	35-2615633	00778L103	00778L111	00778L137	00778L129		SMIG181Q	9/10/2018	0.02120	0.00383
Bahl & Gaynor smig (Small/Mid Cap Income Growth) Portfolio, Series 2018-1Q - AD	35-2615633	00778L103	00778L111	00778L137	00778L129		SMIG181Q	10/10/2018	0.02120	0.00383
Bahl & Gaynor smig (Small/Mid Cap Income Growth) Portfolio, Series 2018-1Q - AD	35-2615633	00778L103	00778L111	00778L137	00778L129		SMIG181Q	11/10/2018	0.02070	0.00374
Bahl & Gaynor smig (Small/Mid Cap Income Growth) Portfolio, Series 2018-1Q - AD	35-2615633	00778L103	00778L111	00778L137	00778L129		SMIG181Q	11/10/2018	0.28860	0.28716
Bahl & Gaynor smig (Small/Mid Cap Income Growth) Portfolio, Series 2018-1Q - AD	35-2615633	00778L103	00778L111	00778L137	00778L129		SMIG181Q	12/10/2018	0.02090	0.00378
Cohen & Steers Preferred Income Opportunities Portfolio, Series 2018-1Q - ADT 1	35-2615636	00778L145	00778L152	00778L178	00778L160		PFD181Q	4/10/2018	0.02850	0.00221
Cohen & Steers Preferred Income Opportunities Portfolio, Series 2018-1Q - ADT 1	35-2615636	00778L145	00778L152	00778L178	00778L160		PFD181Q	5/10/2018	0.04420	0.00343
Cohen & Steers Preferred Income Opportunities Portfolio, Series 2018-1Q - ADT 1	35-2615636	00778L145	00778L152	00778L178	00778L160		PFD181Q	6/10/2018	0.04460	0.00346
Cohen & Steers Preferred Income Opportunities Portfolio, Series 2018-1Q - ADT 1	35-2615636	00778L145	00778L152	00778L178	00778L160		PFD181Q	7/10/2018	0.04470	0.00347
Cohen & Steers Preferred Income Opportunities Portfolio, Series 2018-1Q - ADT 1	35-2615636	00778L145	00778L152	00778L178	00778L160		PFD181Q	8/10/2018	0.04450	0.00345
Cohen & Steers Preferred Income Opportunities Portfolio, Series 2018-1Q - ADT 1	35-2615636	00778L145	00778L152	00778L178	00778L160		PFD181Q	9/10/2018	0.04430	0.00344
Cohen & Steers Preferred Income Opportunities Portfolio, Series 2018-1Q - ADT 1	35-2615636	00778L145	00778L152	00778L178	00778L160		PFD181Q	10/10/2018	0.04240	0.00329
Cohen & Steers Preferred Income Opportunities Portfolio, Series 2018-1Q - ADT 1	35-2615636	00778L145	00778L152	00778L178	00778L160		PFD181Q	11/10/2018	0.04230	0.00328
Cohen & Steers Preferred Income Opportunities Portfolio, Series 2018-1Q - ADT 1	35-2615636	00778L145	00778L152	00778L178	00778L160		PFD181Q	11/10/2018	0.39990	0.39990

Issuer's Name	EIN	CUSIP 1	CUSIP 2	CUSIP 3	CUSIP 4	CUSIP 5	Ticker Symbol	Date of Corporate Action	Distribution Per Unit	Per Unit Reduction of Taxpayer's Basis
Cohen & Steers Preferred Income Opportunities Portfolio, Series 2018-1Q - ADT 1	35-2615636	00778L145	00778L152	00778L178	00778L160		PFDP181Q	12/10/2018	0.04230	0.00328
Emerging Markets Dividend Portfolio, Series 2018-1Q (ADT 1858)	35-2615634	00778L228	00778L236	00778L251	00778L244		EMDV181Q	4/10/2018	0.01020	0.00186
Emerging Markets Dividend Portfolio, Series 2018-1Q (ADT 1858)	35-2615634	00778L228	00778L236	00778L251	00778L244		EMDV181Q	5/10/2018	0.01920	0.00351
Emerging Markets Dividend Portfolio, Series 2018-1Q (ADT 1858)	35-2615634	00778L228	00778L236	00778L251	00778L244		EMDV181Q	6/10/2018	0.02060	0.00377
Emerging Markets Dividend Portfolio, Series 2018-1Q (ADT 1858)	35-2615634	00778L228	00778L236	00778L251	00778L244		EMDV181Q	7/10/2018	0.02200	0.00402
Emerging Markets Dividend Portfolio, Series 2018-1Q (ADT 1858)	35-2615634	00778L228	00778L236	00778L251	00778L244		EMDV181Q	8/10/2018	0.02190	0.00400
Emerging Markets Dividend Portfolio, Series 2018-1Q (ADT 1858)	35-2615634	00778L228	00778L236	00778L251	00778L244		EMDV181Q	9/10/2018	0.01850	0.00338
Emerging Markets Dividend Portfolio, Series 2018-1Q (ADT 1858)	35-2615634	00778L228	00778L236	00778L251	00778L244		EMDV181Q	10/10/2018	0.01780	0.00325
Emerging Markets Dividend Portfolio, Series 2018-1Q (ADT 1858)	35-2615634	00778L228	00778L236	00778L251	00778L244		EMDV181Q	11/10/2018	0.01560	0.00285
Emerging Markets Dividend Portfolio, Series 2018-1Q (ADT 1858)	35-2615634	00778L228	00778L236	00778L251	00778L244		EMDV181Q	12/10/2018	0.01950	0.00356
High 50® Dividend Strategy Portfolio, Series 2018-1Q - ADT 1858	35-2615632	00778L269	00778L277	00778L293	00778L285		HI50181Q	4/10/2018	0.03570	0.00736
High 50® Dividend Strategy Portfolio, Series 2018-1Q - ADT 1858	35-2615632	00778L269	00778L277	00778L293	00778L285		HI50181Q	5/10/2018	0.05090	0.01050
High 50® Dividend Strategy Portfolio, Series 2018-1Q - ADT 1858	35-2615632	00778L269	00778L277	00778L293	00778L285		HI50181Q	6/10/2018	0.05150	0.01062
High 50® Dividend Strategy Portfolio, Series 2018-1Q - ADT 1858	35-2615632	00778L269	00778L277	00778L293	00778L285		HI50181Q	7/10/2018	0.05120	0.01056
High 50® Dividend Strategy Portfolio, Series 2018-1Q - ADT 1858	35-2615632	00778L269	00778L277	00778L293	00778L285		HI50181Q	8/10/2018	0.04840	0.00998
High 50® Dividend Strategy Portfolio, Series 2018-1Q - ADT 1858	35-2615632	00778L269	00778L277	00778L293	00778L285		HI50181Q	9/10/2018	0.04830	0.00996
High 50® Dividend Strategy Portfolio, Series 2018-1Q - ADT 1858	35-2615632	00778L269	00778L277	00778L293	00778L285		HI50181Q	10/10/2018	0.04970	0.01025
High 50® Dividend Strategy Portfolio, Series 2018-1Q - ADT 1858	35-2615632	00778L269	00778L277	00778L293	00778L285		HI50181Q	11/10/2018	0.04910	0.01012
High 50® Dividend Strategy Portfolio, Series 2018-1Q - ADT 1858	35-2615632	00778L269	00778L277	00778L293	00778L285		HI50181Q	12/10/2018	0.04920	0.01015
High 50® Dividend Strategy Portfolio, Series 2018-1Q - ADT 1858	35-2615632	00778L269	00778L277	00778L293	00778L285		HI50181Q	12/31/2018	0.00870	0.00179
Peroni Growth Portfolio, Spring 2018 Series - ADT1858	35-2615631	00778L335	00778L319	00778L301	00778L327		PGR18SP	12/10/2018	0.01820	0.01820
REIT Portfolio, Series 2018-1Q - A Hartford Investment Management Company, ("HI1858	35-2615635	00778L343	00778L350	00778L376	00778L368		REIT181Q	4/10/2018	0.02260	0.00214
REIT Portfolio, Series 2018-1Q - A Hartford Investment Management Company, ("HI1858	35-2615635	00778L343	00778L350	00778L376	00778L368		REIT181Q	5/10/2018	0.03740	0.00355
REIT Portfolio, Series 2018-1Q - A Hartford Investment Management Company, ("HI1858	35-2615635	00778L343	00778L350	00778L376	00778L368		REIT181Q	6/10/2018	0.03830	0.00363
REIT Portfolio, Series 2018-1Q - A Hartford Investment Management Company, ("HI1858	35-2615635	00778L343	00778L350	00778L376	00778L368		REIT181Q	7/10/2018	0.03830	0.00363
REIT Portfolio, Series 2018-1Q - A Hartford Investment Management Company, ("HI1858	35-2615635	00778L343	00778L350	00778L376	00778L368		REIT181Q	8/10/2018	0.03810	0.00361
REIT Portfolio, Series 2018-1Q - A Hartford Investment Management Company, ("HI1858	35-2615635	00778L343	00778L350	00778L376	00778L368		REIT181Q	9/10/2018	0.03790	0.00359
REIT Portfolio, Series 2018-1Q - A Hartford Investment Management Company, ("HI1858	35-2615635	00778L343	00778L350	00778L376	00778L368		REIT181Q	10/10/2018	0.03790	0.00359
REIT Portfolio, Series 2018-1Q - A Hartford Investment Management Company, ("HI1858	35-2615635	00778L343	00778L350	00778L376	00778L368		REIT181Q	11/10/2018	0.03790	0.00359
REIT Portfolio, Series 2018-1Q - A Hartford Investment Management Company, ("HI1858	35-2615635	00778L343	00778L350	00778L376	00778L368		REIT181Q	12/10/2018	0.03800	0.00360
REIT Portfolio, Series 2018-1Q - A Hartford Investment Management Company, ("HI1858	35-2615635	00778L343	00778L350	00778L376	00778L368		REIT181Q	12/31/2018	0.02930	0.00278
Utilities Portfolio-A Hartford Investment Management Company ("HIMCO") PortfoliDT 1858	35-2615637	00778L384	00778L392	00778L418	00778L400		UTIL181Q	5/10/2018	0.02700	0.00521
Utilities Portfolio-A Hartford Investment Management Company ("HIMCO") PortfoliDT 1858	35-2615637	00778L384	00778L392	00778L418	00778L400		UTIL181Q	6/10/2018	0.02790	0.00538
Utilities Portfolio-A Hartford Investment Management Company ("HIMCO") PortfoliDT 1858	35-2615637	00778L384	00778L392	00778L418	00778L400		UTIL181Q	7/10/2018	0.02780	0.00536
Utilities Portfolio-A Hartford Investment Management Company ("HIMCO") PortfoliDT 1858	35-2615637	00778L384	00778L392	00778L418	00778L400		UTIL181Q	8/10/2018	0.02770	0.00534
Utilities Portfolio-A Hartford Investment Management Company ("HIMCO") PortfoliDT 1858	35-2615637	00778L384	00778L392	00778L418	00778L400		UTIL181Q	9/10/2018	0.02760	0.00532
Utilities Portfolio-A Hartford Investment Management Company ("HIMCO") PortfoliDT 1858	35-2615637	00778L384	00778L392	00778L418	00778L400		UTIL181Q	10/10/2018	0.02760	0.00532
Utilities Portfolio-A Hartford Investment Management Company ("HIMCO") PortfoliDT 1858	35-2615637	00778L384	00778L392	00778L418	00778L400		UTIL181Q	11/10/2018	0.02780	0.00536
Utilities Portfolio-A Hartford Investment Management Company ("HIMCO") PortfoliDT 1858	35-2615637	00778L384	00778L392	00778L418	00778L400		UTIL181Q	12/10/2018	0.02790	0.00538
60/40 Asset Allocation Portfolio, Series 2018-2Q -ADT 1865	35-2618944	00778L426	00778L434	00778L459	00778L442		SFAA182Q	6/10/2018	0.01340	0.00505
60/40 Asset Allocation Portfolio, Series 2018-2Q -ADT 1865	35-2618944	00778L426	00778L434	00778L459	00778L442		SFAA182Q	7/10/2018	0.01450	0.00547
60/40 Asset Allocation Portfolio, Series 2018-2Q -ADT 1865	35-2618944	00778L426	00778L434	00778L459	00778L442		SFAA182Q	8/10/2018	0.01520	0.00573
60/40 Asset Allocation Portfolio, Series 2018-2Q -ADT 1865	35-2618944	00778L426	00778L434	00778L459	00778L442		SFAA182Q	9/10/2018	0.01340	0.00505
60/40 Asset Allocation Portfolio, Series 2018-2Q -ADT 1865	35-2618944	00778L426	00778L434	00778L459	00778L442		SFAA182Q	10/10/2018	0.01280	0.00483
60/40 Asset Allocation Portfolio, Series 2018-2Q -ADT 1865	35-2618944	00778L426	00778L434	00778L459	00778L442		SFAA182Q	11/10/2018	0.01350	0.00509
60/40 Asset Allocation Portfolio, Series 2018-2Q -ADT 1865	35-2618944	00778L426	00778L434	00778L459	00778L442		SFAA182Q	11/10/2018	0.04210	0.04210
60/40 Asset Allocation Portfolio, Series 2018-2Q -ADT 1865	35-2618944	00778L426	00778L434	00778L459	00778L442		SFAA182Q	12/10/2018	0.01350	0.00509
Balanced Portfolio, Series 2018-2 - ADT 1860	35-2618930	00778L467	00778L475	00778L491	00778L483		BAL2182	5/10/2018	0.06230	0.02113
Balanced Portfolio, Series 2018-2 - ADT 1860	35-2618930	00778L467	00778L475	00778L491	00778L483		BAL2182	6/10/2018	0.05880	0.01994
Balanced Portfolio, Series 2018-2 - ADT 1860	35-2618930	00778L467	00778L475	00778L491	00778L483		BAL2182	7/10/2018	0.05900	0.02001
Balanced Portfolio, Series 2018-2 - ADT 1860	35-2618930	00778L467	00778L475	00778L491	00778L483		BAL2182	8/10/2018	0.05670	0.01923
Balanced Portfolio, Series 2018-2 - ADT 1860	35-2618930	00778L467	00778L475	00778L491	00778L483		BAL2182	9/10/2018	0.05610	0.01902
Balanced Portfolio, Series 2018-2 - ADT 1860	35-2618930	00778L467	00778L475	00778L491	00778L483		BAL2182	10/10/2018	0.05640	0.01913
Balanced Portfolio, Series 2018-2 - ADT 1860	35-2618930	00778L467	00778L475	00778L491	00778L483		BAL2182	11/10/2018	0.05640	0.01913
Balanced Portfolio, Series 2018-2 - ADT 1860	35-2618930	00778L467	00778L475	00778L491	00778L483		BAL2182	12/10/2018	0.05930	0.02011
Balanced Portfolio, Series 2018-2 - ADT 1860	35-2618930	00778L467	00778L475	00778L491	00778L483		BAL2182	12/31/2018	0.01380	0.00468
Cohen & Steers Equity Dividend & Income Closed-EndPortfolio, Series 2018-2 - A	35-2618929	00778L509	00778L517	00778L533	00778L525		EDICE182	5/10/2018	0.07010	0.01319
Cohen & Steers Equity Dividend & Income Closed-EndPortfolio, Series 2018-2 - A	35-2618929	00778L509	00778L517	00778L533	00778L525		EDICE182	6/10/2018	0.06310	0.01188
Cohen & Steers Equity Dividend & Income Closed-EndPortfolio, Series 2018-2 - A	35-2618929	00778L509	00778L517	00778L533	00778L525		EDICE182	7/10/2018	0.06250	0.01176

Issuer's Name	EIN	CUSIP 1	CUSIP 2	CUSIP 3	CUSIP 4	CUSIP 5	Ticker Symbol	Date of Corporate Action	Distribution Per Unit	Per Unit Reduction of Taxpayer's Basis
Cohen & Steers Equity Dividend & Income Closed-EndPortfolio, Series 2018-2 - A	35-2618929	00778L509	00778L517	00778L533	00778L525		EDICE182	8/10/2018	0.06090	0.01146
Cohen & Steers Equity Dividend & Income Closed-EndPortfolio, Series 2018-2 - A	35-2618929	00778L509	00778L517	00778L533	00778L525		EDICE182	9/10/2018	0.06040	0.01137
Cohen & Steers Equity Dividend & Income Closed-EndPortfolio, Series 2018-2 - A	35-2618929	00778L509	00778L517	00778L533	00778L525		EDICE182	10/10/2018	0.06000	0.01129
Cohen & Steers Equity Dividend & Income Closed-EndPortfolio, Series 2018-2 - A	35-2618929	00778L509	00778L517	00778L533	00778L525		EDICE182	11/10/2018	0.05990	0.01127
Cohen & Steers Equity Dividend & Income Closed-EndPortfolio, Series 2018-2 - A	35-2618929	00778L509	00778L517	00778L533	00778L525		EDICE182	12/10/2018	0.06190	0.01165
Cohen & Steers Equity Dividend & Income Closed-EndPortfolio, Series 2018-2 - A	35-2618929	00778L509	00778L517	00778L533	00778L525		EDICE182	12/31/2018	0.02680	0.00504
Financial Opportunities Portfolio, Series 2018-2 -ADT 1860	35-2618931	00778L558	00778L541	00778L574	00778L566		FIN182	7/10/2018	0.02030	0.00122
Financial Opportunities Portfolio, Series 2018-2 -ADT 1860	35-2618931	00778L558	00778L541	00778L574	00778L566		FIN182	10/10/2018	0.03360	0.00203
Financial Opportunities Portfolio, Series 2018-2 -ADT 1860	35-2618931	00778L558	00778L541	00778L574	00778L566		FIN182	12/31/2018	0.00160	0.00010
Income Quality Covered Call Portfolio, Series 2018-2Q - (ADT 1861)	35-2618932	00778L624	00778L632				IQCV182Q	9/10/2018	0.05690	0.04723
Income Quality Covered Call Portfolio, Series 2018-2Q - (ADT 1861)	35-2618932	00778L624	00778L632				IQCV182Q	9/10/2018	0.14620	0.14620
Income Quality Covered Call Portfolio, Series 2018-2Q - (ADT 1861)	35-2618932	00778L624	00778L632				IQCV182Q	12/10/2018	0.03240	0.02689
Income Quality Covered Call Portfolio, Series 2018-2Q - (ADT 1861)	35-2618932	00778L624	00778L632				IQCV182Q	12/10/2018	0.14690	0.14690
Blue Chip Covered Call Portfolio, Series 2018-2Q (ADT 1862)	35-2618933	00778L640	00778L657				BCCV182Q	9/10/2018	0.03540	0.03540
Blue Chip Covered Call Portfolio, Series 2018-2Q (ADT 1862)	35-2618933	00778L640	00778L657				BCCV182Q	9/10/2018	0.13760	0.13760
Blue Chip Covered Call Portfolio, Series 2018-2Q (ADT 1862)	35-2618933	00778L640	00778L657				BCCV182Q	12/10/2018	0.02640	0.02640
Blue Chip Covered Call Portfolio, Series 2018-2Q (ADT 1862)	35-2618933	00778L640	00778L657				BCCV182Q	12/10/2018	0.14700	0.14700
Dividend Ruler Portfolio, Series 2018B - ADT 1864	35-2618943	00778L665	00778L673	00778L699	00778L681		DVRUL18B	5/10/2018	0.01180	0.00117
Dividend Ruler Portfolio, Series 2018B - ADT 1864	35-2618943	00778L665	00778L673	00778L699	00778L681		DVRUL18B	6/10/2018	0.01720	0.00170
Dividend Ruler Portfolio, Series 2018B - ADT 1864	35-2618943	00778L665	00778L673	00778L699	00778L681		DVRUL18B	7/10/2018	0.01720	0.00170
Dividend Ruler Portfolio, Series 2018B - ADT 1864	35-2618943	00778L665	00778L673	00778L699	00778L681		DVRUL18B	8/10/2018	0.01770	0.00175
Dividend Ruler Portfolio, Series 2018B - ADT 1864	35-2618943	00778L665	00778L673	00778L699	00778L681		DVRUL18B	9/10/2018	0.01770	0.00175
Dividend Ruler Portfolio, Series 2018B - ADT 1864	35-2618943	00778L665	00778L673	00778L699	00778L681		DVRUL18B	10/10/2018	0.01810	0.00179
Dividend Ruler Portfolio, Series 2018B - ADT 1864	35-2618943	00778L665	00778L673	00778L699	00778L681		DVRUL18B	11/10/2018	0.01810	0.00179
Dividend Ruler Portfolio, Series 2018B - ADT 1864	35-2618943	00778L665	00778L673	00778L699	00778L681		DVRUL18B	12/10/2018	0.01800	0.00178
Strategic Foundations of Growth Portfolio, Series2018-2Q - ADT 1867	35-2621962	00778L731	00778L715	00778L707	00778L723		FGR182Q	12/10/2018	0.02380	0.02020
Strategic High 80 Dividend Portfolio, Series 2018-2Q - ADT 1867	35-2621963	00778L749	00778L756	00778L772	00778L764		HI80182Q	6/10/2018	0.02600	0.00452
Strategic High 80 Dividend Portfolio, Series 2018-2Q - ADT 1867	35-2621963	00778L749	00778L756	00778L772	00778L764		HI80182Q	7/10/2018	0.04000	0.00696
Strategic High 80 Dividend Portfolio, Series 2018-2Q - ADT 1867	35-2621963	00778L749	00778L756	00778L772	00778L764		HI80182Q	8/10/2018	0.03810	0.00663
Strategic High 80 Dividend Portfolio, Series 2018-2Q - ADT 1867	35-2621963	00778L749	00778L756	00778L772	00778L764		HI80182Q	9/10/2018	0.03840	0.00668
Strategic High 80 Dividend Portfolio, Series 2018-2Q - ADT 1867	35-2621963	00778L749	00778L756	00778L772	00778L764		HI80182Q	10/10/2018	0.03840	0.00668
Strategic High 80 Dividend Portfolio, Series 2018-2Q - ADT 1867	35-2621963	00778L749	00778L756	00778L772	00778L764		HI80182Q	11/10/2018	0.03780	0.00657
Strategic High 80 Dividend Portfolio, Series 2018-2Q - ADT 1867	35-2621963	00778L749	00778L756	00778L772	00778L764		HI80182Q	12/10/2018	0.03650	0.00635
Strategic High 80 Dividend Portfolio, Series 2018-2Q - ADT 1867	35-2621963	00778L749	00778L756	00778L772	00778L764		HI80182Q	12/31/2018	0.02370	0.00412
Tactical Plus Closed-End Portfolio, 15-month Series 2018-2Q -- ADT 1867	35-2621964	00778L780	00778L798	00778L814	00778L806		TICP182Q	6/10/2018	0.04260	0.01835
Tactical Plus Closed-End Portfolio, 15-month Series 2018-2Q -- ADT 1867	35-2621964	00778L780	00778L798	00778L814	00778L806		TICP182Q	7/10/2018	0.06720	0.02895
Tactical Plus Closed-End Portfolio, 15-month Series 2018-2Q -- ADT 1867	35-2621964	00778L780	00778L798	00778L814	00778L806		TICP182Q	8/10/2018	0.06800	0.02929
Tactical Plus Closed-End Portfolio, 15-month Series 2018-2Q -- ADT 1867	35-2621964	00778L780	00778L798	00778L814	00778L806		TICP182Q	9/10/2018	0.06650	0.02865
Tactical Plus Closed-End Portfolio, 15-month Series 2018-2Q -- ADT 1867	35-2621964	00778L780	00778L798	00778L814	00778L806		TICP182Q	10/10/2018	0.06630	0.02856
Tactical Plus Closed-End Portfolio, 15-month Series 2018-2Q -- ADT 1867	35-2621964	00778L780	00778L798	00778L814	00778L806		TICP182Q	11/10/2018	0.06560	0.02826
Tactical Plus Closed-End Portfolio, 15-month Series 2018-2Q -- ADT 1867	35-2621964	00778L780	00778L798	00778L814	00778L806		TICP182Q	12/10/2018	0.06600	0.02843
Tactical Plus Closed-End Portfolio, 15-month Series 2018-2Q -- ADT 1867	35-2621964	00778L780	00778L798	00778L814	00778L806		TICP182Q	12/31/2018	0.02920	0.01258
Angels Portfolio, Series 2018-1Q - ADT 1847	35-2618934	00778M135	00778M119	00778M101	00778M127		ANGL182Q	12/10/2018	0.05120	0.03503
Brand Favorites Focus Portfolio, Series 2018-2Q -ADT 1863	35-2618936	00778M192	00778M184	00778M218	00778M200		BFF182Q	10/10/2018	0.01550	0.00419
Brand Favorites Focus Portfolio, Series 2018-2Q -ADT 1863	35-2618936	00778M192	00778M184	00778M218	00778M200		BFF182Q	12/31/2018	0.00190	0.00051
Bulldog Portfolio -- A Cyrus J. Lawrence LLC ("CJL") Portfolio, Series 2018-2Q	35-2618939	00778M259	00778M234	00778M226	00778M242		BDOG182Q	12/10/2018	0.05330	0.02932
Bulldog Portfolio -- A Cyrus J. Lawrence LLC ("CJL") Portfolio, Series 2018-2Q	35-2618939	00778M259	00778M234	00778M226	00778M242		BDOG182Q	12/19/2018	0.00550	0.00550
Global Dividend Strategy Portfolio -- A Hartford Investment Management Company, Series 2018-2Q - ADT 1863	35-2618935	00778M267	00778M275	00778M291	00778M283		HGD182Q	5/10/2018	0.02180	0.00279
Global Dividend Strategy Portfolio -- A Hartford Investment Management Company, Series 2018-2Q - ADT 1863	35-2618935	00778M267	00778M275	00778M291	00778M283		HGD182Q	6/10/2018	0.03140	0.00402
Global Dividend Strategy Portfolio -- A Hartford Investment Management Company, Series 2018-2Q - ADT 1863	35-2618935	00778M267	00778M275	00778M291	00778M283		HGD182Q	7/10/2018	0.03150	0.00404
Global Dividend Strategy Portfolio -- A Hartford Investment Management Company, Series 2018-2Q - ADT 1863	35-2618935	00778M267	00778M275	00778M291	00778M283		HGD182Q	8/10/2018	0.03020	0.00387
Global Dividend Strategy Portfolio -- A Hartford Investment Management Company, Series 2018-2Q - ADT 1863	35-2618935	00778M267	00778M275	00778M291	00778M283		HGD182Q	9/10/2018	0.03060	0.00392
Global Dividend Strategy Portfolio -- A Hartford Investment Management Company, Series 2018-2Q - ADT 1863	35-2618935	00778M267	00778M275	00778M291	00778M283		HGD182Q	10/10/2018	0.03070	0.00393
Global Dividend Strategy Portfolio -- A Hartford Investment Management Company, Series 2018-2Q - ADT 1863	35-2618935	00778M267	00778M275	00778M291	00778M283		HGD182Q	11/10/2018	0.03060	0.00392
Global Dividend Strategy Portfolio -- A Hartford Investment Management Company, Series 2018-2Q - ADT 1863	35-2618935	00778M267	00778M275	00778M291	00778M283		HGD182Q	11/10/2018	0.06160	0.06160
Global Dividend Strategy Portfolio -- A Hartford Investment Management Company, Series 2018-2Q - ADT 1863	35-2618935	00778M267	00778M275	00778M291	00778M283		HGD182Q	12/10/2018	0.03060	0.00392

Issuer's Name	EIN	CUSIP 1	CUSIP 2	CUSIP 3	CUSIP 4	CUSIP 5	Ticker Symbol	Date of Corporate Action	Distribution Per Unit	Per Unit Reduction of Taxpayer's Basis
Global Technology Portfolio, Series 2018-2Q - ADT1863	35-2618941	00778M333	00778M317	00778M309	00778M325		GTP182Q	12/31/2018	0.00010	0.00010
Inflation Sensitive Dividend Portfolio, - A Hartford Investment Management Compio, Series 2018-2Q - ADT 1863	35-2618942	00778M341	00778M358	00778M374	00778M366		ISD182Q	8/10/2018	0.02070	0.00588
Inflation Sensitive Dividend Portfolio, - A Hartford Investment Management Compio, Series 2018-2Q - ADT 1863	35-2618942	00778M341	00778M358	00778M374	00778M366		ISD182Q	9/10/2018	0.02080	0.00591
Inflation Sensitive Dividend Portfolio, - A Hartford Investment Management Compio, Series 2018-2Q - ADT 1863	35-2618942	00778M341	00778M358	00778M374	00778M366		ISD182Q	10/10/2018	0.02080	0.00591
Inflation Sensitive Dividend Portfolio, - A Hartford Investment Management Compio, Series 2018-2Q - ADT 1863	35-2618942	00778M341	00778M358	00778M374	00778M366		ISD182Q	11/10/2018	0.02080	0.00591
Inflation Sensitive Dividend Portfolio, - A Hartford Investment Management Compio, Series 2018-2Q - ADT 1863	35-2618942	00778M341	00778M358	00778M374	00778M366		ISD182Q	12/10/2018	0.02080	0.00591
Inflation Sensitive Dividend Portfolio, - A Hartford Investment Management Compio, Series 2018-2Q - ADT 1863	35-2618942	00778M341	00778M358	00778M374	00778M366		ISD182Q	12/31/2018	0.00870	0.00247
NASDAQ Q-50 Indexsm Portfolio, Series 2018-2Q (ADT1863)	35-2618938	00778M416	00778M390	00778M382	00778M408		NXTQ182Q	12/19/2018	0.09040	0.01453
Strategic High 50@/Q-50 Dividend and Growth Portfolio, Series 2018-2Q - ADT 186	35-2618937	00778M424	00778M432	00778M457	00778M440		Q50H182Q	5/10/2018	0.01720	0.00554
Strategic High 50@/Q-50 Dividend and Growth Portfolio, Series 2018-2Q - ADT 186	35-2618937	00778M424	00778M432	00778M457	00778M440		Q50H182Q	6/10/2018	0.02540	0.00818
Strategic High 50@/Q-50 Dividend and Growth Portfolio, Series 2018-2Q - ADT 186	35-2618937	00778M424	00778M432	00778M457	00778M440		Q50H182Q	7/10/2018	0.02570	0.00828
Strategic High 50@/Q-50 Dividend and Growth Portfolio, Series 2018-2Q - ADT 186	35-2618937	00778M424	00778M432	00778M457	00778M440		Q50H182Q	8/10/2018	0.02450	0.00789
Strategic High 50@/Q-50 Dividend and Growth Portfolio, Series 2018-2Q - ADT 186	35-2618937	00778M424	00778M432	00778M457	00778M440		Q50H182Q	9/10/2018	0.02440	0.00786
Strategic High 50@/Q-50 Dividend and Growth Portfolio, Series 2018-2Q - ADT 186	35-2618937	00778M424	00778M432	00778M457	00778M440		Q50H182Q	10/10/2018	0.02470	0.00795
Strategic High 50@/Q-50 Dividend and Growth Portfolio, Series 2018-2Q - ADT 186	35-2618937	00778M424	00778M432	00778M457	00778M440		Q50H182Q	11/10/2018	0.02470	0.00795
Strategic High 50@/Q-50 Dividend and Growth Portfolio, Series 2018-2Q - ADT 186	35-2618937	00778M424	00778M432	00778M457	00778M440		Q50H182Q	12/10/2018	0.02470	0.00795
Advisors Core Equity Strategy Portfolio, Series 2018-2Q - ADT 1867	35-2621953	00778M499	00778M473	00778M465	00778M481		ACES182Q	11/10/2018	0.06580	0.06580
Advisors Core Equity Strategy Portfolio, Series 2018-2Q - ADT 1867	35-2621953	00778M499	00778M473	00778M465	00778M481		ACES182Q	12/10/2018	0.03100	0.02977
Bahl & Gaynor Income Growth Portfolio, Series 2018-2Q - ADT 1867	35-2621954	00778M507	00778M515	00778M531	00778M523		BGIG182Q	6/10/2018	0.01460	0.00313
Bahl & Gaynor Income Growth Portfolio, Series 2018-2Q - ADT 1867	35-2621954	00778M507	00778M515	00778M531	00778M523		BGIG182Q	7/10/2018	0.02220	0.00476
Bahl & Gaynor Income Growth Portfolio, Series 2018-2Q - ADT 1867	35-2621954	00778M507	00778M515	00778M531	00778M523		BGIG182Q	8/10/2018	0.02280	0.00489
Bahl & Gaynor Income Growth Portfolio, Series 2018-2Q - ADT 1867	35-2621954	00778M507	00778M515	00778M531	00778M523		BGIG182Q	9/10/2018	0.02280	0.00489
Bahl & Gaynor Income Growth Portfolio, Series 2018-2Q - ADT 1867	35-2621954	00778M507	00778M515	00778M531	00778M523		BGIG182Q	10/10/2018	0.02310	0.00495
Bahl & Gaynor Income Growth Portfolio, Series 2018-2Q - ADT 1867	35-2621954	00778M507	00778M515	00778M531	00778M523		BGIG182Q	11/10/2018	0.02320	0.00497
Bahl & Gaynor Income Growth Portfolio, Series 2018-2Q - ADT 1867	35-2621954	00778M507	00778M515	00778M531	00778M523		BGIG182Q	12/10/2018	0.02310	0.00495
Blue Chip Portfolio, Series 2018-2Q - ADT 1867	35-2621955	00778M556	00778M549	00778M572	00778M564		BCP182Q	10/10/2018	0.02640	0.02292
Dividend Advantage Portfolio, Series 2018-2Q - ADT1867	35-2621956	00778M580	00778M598	00778M614	00778M606		DAP182Q	6/10/2018	0.02620	0.00428
Dividend Advantage Portfolio, Series 2018-2Q - ADT1867	35-2621956	00778M580	00778M598	00778M614	00778M606		DAP182Q	7/10/2018	0.04010	0.00656
Dividend Advantage Portfolio, Series 2018-2Q - ADT1867	35-2621956	00778M580	00778M598	00778M614	00778M606		DAP182Q	8/10/2018	0.03870	0.00633
Dividend Advantage Portfolio, Series 2018-2Q - ADT1867	35-2621956	00778M580	00778M598	00778M614	00778M606		DAP182Q	9/10/2018	0.03780	0.00618
Dividend Advantage Portfolio, Series 2018-2Q - ADT1867	35-2621956	00778M580	00778M598	00778M614	00778M606		DAP182Q	10/10/2018	0.03750	0.00613
Dividend Advantage Portfolio, Series 2018-2Q - ADT1867	35-2621956	00778M580	00778M598	00778M614	00778M606		DAP182Q	11/10/2018	0.03730	0.00610
Dividend Advantage Portfolio, Series 2018-2Q - ADT1867	35-2621956	00778M580	00778M598	00778M614	00778M606		DAP182Q	12/10/2018	0.03720	0.00608
Dividend Advantage Portfolio, Series 2018-2Q - ADT1867	35-2621956	00778M580	00778M598	00778M614	00778M606		DAP182Q	12/31/2018	0.01600	0.00262
Dividend Sustainability Portfolio-A Hartford Investment Management Company ("Hies 2018-2Q - ADT 1867	35-2621957	00778M622	00778M630	00778M655	00778M648		DVSUS182Q	6/10/2018	0.01230	0.00404
Dividend Sustainability Portfolio-A Hartford Investment Management Company ("Hies 2018-2Q - ADT 1867	35-2621957	00778M622	00778M630	00778M655	00778M648		DVSUS182Q	7/10/2018	0.02050	0.00673
Dividend Sustainability Portfolio-A Hartford Investment Management Company ("Hies 2018-2Q - ADT 1867	35-2621957	00778M622	00778M630	00778M655	00778M648		DVSUS182Q	8/10/2018	0.02130	0.00699
Dividend Sustainability Portfolio-A Hartford Investment Management Company ("Hies 2018-2Q - ADT 1867	35-2621957	00778M622	00778M630	00778M655	00778M648		DVSUS182Q	9/10/2018	0.02130	0.00699
Dividend Sustainability Portfolio-A Hartford Investment Management Company ("Hies 2018-2Q - ADT 1867	35-2621957	00778M622	00778M630	00778M655	00778M648		DVSUS182Q	10/10/2018	0.02150	0.00706
Dividend Sustainability Portfolio-A Hartford Investment Management Company ("Hies 2018-2Q - ADT 1867	35-2621957	00778M622	00778M630	00778M655	00778M648		DVSUS182Q	11/10/2018	0.02170	0.00713
Dividend Sustainability Portfolio-A Hartford Investment Management Company ("Hies 2018-2Q - ADT 1867	35-2621957	00778M622	00778M630	00778M655	00778M648		DVSUS182Q	12/10/2018	0.02160	0.00709
Energy Opportunities Portfolio, Series 2018-2Q - ADT 1867	35-2621958	00778M713	00778M705	00778M739	00778M721		ENOP182Q	10/10/2018	0.04420	0.03625
European Select Portfolio, Series 2018-2Q - A Cyrus J. Lawrence LLC ("CJL") Por	35-2621959	00778M747	00778M754	00778M770	00778M762		EURS182Q	7/10/2018	0.01120	0.01120
International High 30 Dividend Portfolio, Series 2018-2Q - ADT 1867	35-2621960	00778M788	00778M796	00778M812	00778M804		IHT182Q	6/10/2018	0.01760	0.00143
International High 30 Dividend Portfolio, Series 2018-2Q - ADT 1867	35-2621960	00778M788	00778M796	00778M812	00778M804		IHT182Q	7/10/2018	0.02780	0.00225
International High 30 Dividend Portfolio, Series 2018-2Q - ADT 1867	35-2621960	00778M788	00778M796	00778M812	00778M804		IHT182Q	8/10/2018	0.02470	0.00200
International High 30 Dividend Portfolio, Series 2018-2Q - ADT 1867	35-2621960	00778M788	00778M796	00778M812	00778M804		IHT182Q	9/10/2018	0.02540	0.00206
International High 30 Dividend Portfolio, Series 2018-2Q - ADT 1867	35-2621960	00778M788	00778M796	00778M812	00778M804		IHT182Q	10/10/2018	0.02470	0.00200
International High 30 Dividend Portfolio, Series 2018-2Q - ADT 1867	35-2621960	00778M788	00778M796	00778M812	00778M804		IHT182Q	11/10/2018	0.02330	0.00189
International High 30 Dividend Portfolio, Series 2018-2Q - ADT 1867	35-2621960	00778M788	00778M796	00778M812	00778M804		IHT182Q	12/10/2018	0.02000	0.00162
International High 30 Dividend Portfolio, Series 2018-2Q - ADT 1867	35-2621960	00778M788	00778M796	00778M812	00778M804		IHT182Q	12/31/2018	0.01050	0.00085
Minimum Volatility Equity Income Portfolio -- A Hartford Investment Managementfolio, Series 2018-2Q - ADT 1867	35-2621961	00778M820	00778M838	00778M853	00778M846		MVH182Q	11/10/2018	0.25720	0.25278
Aerospace/Defense Opportunities Portfolio, Series2018-2 - ADT 1866	35-2621948	00778N133	00778N117	00778N109	00778N125		ASD182	12/10/2018	0.03040	0.02668

Issuer's Name	EIN	CUSIP 1	CUSIP 2	CUSIP 3	CUSIP 4	CUSIP 5	Ticker Symbol	Date of Corporate Action	Distribution Per Unit	Per Unit Reduction of Taxpayer's Basis
Cohen & Steers Covered Call & Income Strategies Closed-End Portfolio, Series 20	35-2621949	00778N141	00778N158	00778N174	00778N166		CV2Y182	6/10/2018	0.06630	0.03732
Cohen & Steers Covered Call & Income Strategies Closed-End Portfolio, Series 20	35-2621949	00778N141	00778N158	00778N174	00778N166		CV2Y182	7/10/2018	0.06130	0.03451
Cohen & Steers Covered Call & Income Strategies Closed-End Portfolio, Series 20	35-2621949	00778N141	00778N158	00778N174	00778N166		CV2Y182	8/10/2018	0.06080	0.03422
Cohen & Steers Covered Call & Income Strategies Closed-End Portfolio, Series 20	35-2621949	00778N141	00778N158	00778N174	00778N166		CV2Y182	9/10/2018	0.05960	0.03355
Cohen & Steers Covered Call & Income Strategies Closed-End Portfolio, Series 20	35-2621949	00778N141	00778N158	00778N174	00778N166		CV2Y182	10/10/2018	0.05910	0.03327
Cohen & Steers Covered Call & Income Strategies Closed-End Portfolio, Series 20	35-2621949	00778N141	00778N158	00778N174	00778N166		CV2Y182	11/10/2018	0.05860	0.03299
Cohen & Steers Covered Call & Income Strategies Closed-End Portfolio, Series 20	35-2621949	00778N141	00778N158	00778N174	00778N166		CV2Y182	12/10/2018	0.05860	0.03299
Cohen & Steers Covered Call & Income Strategies Closed-End Portfolio, Series 20	35-2621949	00778N141	00778N158	00778N174	00778N166		CV2Y182	12/31/2018	0.03980	0.02240
Cohen & Steers Dynamic Income Portfolio, Series 2018-2 - ADT 1866	35-2621950	00778N182	00778N190	00778N216	00778N208		DIP182	6/10/2018	0.05110	0.01002
Cohen & Steers Dynamic Income Portfolio, Series 2018-2 - ADT 1866	35-2621950	00778N182	00778N190	00778N216	00778N208		DIP182	7/10/2018	0.04710	0.00924
Cohen & Steers Dynamic Income Portfolio, Series 2018-2 - ADT 1866	35-2621950	00778N182	00778N190	00778N216	00778N208		DIP182	8/10/2018	0.04730	0.00928
Cohen & Steers Dynamic Income Portfolio, Series 2018-2 - ADT 1866	35-2621950	00778N182	00778N190	00778N216	00778N208		DIP182	9/10/2018	0.04630	0.00908
Cohen & Steers Dynamic Income Portfolio, Series 2018-2 - ADT 1866	35-2621950	00778N182	00778N190	00778N216	00778N208		DIP182	10/10/2018	0.04600	0.00902
Cohen & Steers Dynamic Income Portfolio, Series 2018-2 - ADT 1866	35-2621950	00778N182	00778N190	00778N216	00778N208		DIP182	11/10/2018	0.04510	0.00884
Cohen & Steers Dynamic Income Portfolio, Series 2018-2 - ADT 1866	35-2621950	00778N182	00778N190	00778N216	00778N208		DIP182	12/10/2018	0.04520	0.00886
Cohen & Steers Dynamic Income Portfolio, Series 2018-2 - ADT 1866	35-2621950	00778N182	00778N190	00778N216	00778N208		DIP182	12/31/2018	0.00920	0.00180
Cohen & Steers Global Covered Call & Income Strategies Closed-End Portfolio, Se6	35-2621951	00778N224	00778N232	00778N257	00778N240		GCV2Y182	6/10/2018	0.06840	0.02994
Cohen & Steers Global Covered Call & Income Strategies Closed-End Portfolio, Se6	35-2621951	00778N224	00778N232	00778N257	00778N240		GCV2Y182	7/10/2018	0.06270	0.02744
Cohen & Steers Global Covered Call & Income Strategies Closed-End Portfolio, Se6	35-2621951	00778N224	00778N232	00778N257	00778N240		GCV2Y182	8/10/2018	0.06310	0.02762
Cohen & Steers Global Covered Call & Income Strategies Closed-End Portfolio, Se6	35-2621951	00778N224	00778N232	00778N257	00778N240		GCV2Y182	9/10/2018	0.06120	0.02679
Cohen & Steers Global Covered Call & Income Strategies Closed-End Portfolio, Se6	35-2621951	00778N224	00778N232	00778N257	00778N240		GCV2Y182	10/10/2018	0.06000	0.02626
Cohen & Steers Global Covered Call & Income Strategies Closed-End Portfolio, Se6	35-2621951	00778N224	00778N232	00778N257	00778N240		GCV2Y182	11/10/2018	0.05950	0.02604
Cohen & Steers Global Covered Call & Income Strategies Closed-End Portfolio, Se6	35-2621951	00778N224	00778N232	00778N257	00778N240		GCV2Y182	12/10/2018	0.05950	0.02604
Cohen & Steers Global Covered Call & Income Strategies Closed-End Portfolio, Se6	35-2621951	00778N224	00778N232	00778N257	00778N240		GCV2Y182	12/31/2018	0.05500	0.02407
Tactical Income Closed-End Portfolio, Series 2018-2 - ADT 1866	35-2621952	00778N265	00778N273	00778N299	00778N281		TICE2182	6/10/2018	0.07380	0.02667
Tactical Income Closed-End Portfolio, Series 2018-2 - ADT 1866	35-2621952	00778N265	00778N273	00778N299	00778N281		TICE2182	7/10/2018	0.06790	0.02454
Tactical Income Closed-End Portfolio, Series 2018-2 - ADT 1866	35-2621952	00778N265	00778N273	00778N299	00778N281		TICE2182	8/10/2018	0.06810	0.02461
Tactical Income Closed-End Portfolio, Series 2018-2 - ADT 1866	35-2621952	00778N265	00778N273	00778N299	00778N281		TICE2182	9/10/2018	0.06680	0.02414
Tactical Income Closed-End Portfolio, Series 2018-2 - ADT 1866	35-2621952	00778N265	00778N273	00778N299	00778N281		TICE2182	10/10/2018	0.06660	0.02407
Tactical Income Closed-End Portfolio, Series 2018-2 - ADT 1866	35-2621952	00778N265	00778N273	00778N299	00778N281		TICE2182	11/10/2018	0.06580	0.02378
Tactical Income Closed-End Portfolio, Series 2018-2 - ADT 1866	35-2621952	00778N265	00778N273	00778N299	00778N281		TICE2182	12/10/2018	0.06630	0.02396
Tactical Income Closed-End Portfolio, Series 2018-2 - ADT 1866	35-2621952	00778N265	00778N273	00778N299	00778N281		TICE2182	12/31/2018	0.03010	0.01088
Q-GARP Portfolio, Series 2018-2Q - ADT 1872	35-2627568	00778N331	00778N315	00778N307	00778N323		QGRP182Q	12/10/2018	0.04560	0.01359
Q-GARP Portfolio, Series 2018-2Q - ADT 1872	35-2627568	00778N331	00778N315	00778N307	00778N323		QGRP182Q	12/19/2018	0.00510	0.00510
Bahl & Gaynor smig (Small/Mid Cap Income Growth) Portfolio, Series 2018-2Q - AD	35-2627563	00778N349	00778N356	00778N372	00778N364		SMIG182Q	7/10/2018	0.01470	0.00536
Bahl & Gaynor smig (Small/Mid Cap Income Growth) Portfolio, Series 2018-2Q - AD	35-2627563	00778N349	00778N356	00778N372	00778N364		SMIG182Q	8/10/2018	0.02070	0.00754
Bahl & Gaynor smig (Small/Mid Cap Income Growth) Portfolio, Series 2018-2Q - AD	35-2627563	00778N349	00778N356	00778N372	00778N364		SMIG182Q	9/10/2018	0.02090	0.00761
Bahl & Gaynor smig (Small/Mid Cap Income Growth) Portfolio, Series 2018-2Q - AD	35-2627563	00778N349	00778N356	00778N372	00778N364		SMIG182Q	10/10/2018	0.02070	0.00754
Bahl & Gaynor smig (Small/Mid Cap Income Growth) Portfolio, Series 2018-2Q - AD	35-2627563	00778N349	00778N356	00778N372	00778N364		SMIG182Q	11/10/2018	0.02040	0.00743
Bahl & Gaynor smig (Small/Mid Cap Income Growth) Portfolio, Series 2018-2Q - AD	35-2627563	00778N349	00778N356	00778N372	00778N364		SMIG182Q	11/10/2018	0.19140	0.19140
Bahl & Gaynor smig (Small/Mid Cap Income Growth) Portfolio, Series 2018-2Q - AD	35-2627563	00778N349	00778N356	00778N372	00778N364		SMIG182Q	12/10/2018	0.02040	0.00743
Cohen & Steers Preferred Income Opportunities Portfolio, Series 2018-2Q - ADT 1	35-2627564	00778N380	00778N398	00778N414	00778N406		PFD182Q	7/10/2018	0.02780	0.00054
Cohen & Steers Preferred Income Opportunities Portfolio, Series 2018-2Q - ADT 1	35-2627564	00778N380	00778N398	00778N414	00778N406		PFD182Q	8/10/2018	0.04170	0.00080
Cohen & Steers Preferred Income Opportunities Portfolio, Series 2018-2Q - ADT 1	35-2627564	00778N380	00778N398	00778N414	00778N406		PFD182Q	9/10/2018	0.04450	0.00086
Cohen & Steers Preferred Income Opportunities Portfolio, Series 2018-2Q - ADT 1	35-2627564	00778N380	00778N398	00778N414	00778N406		PFD182Q	10/10/2018	0.04210	0.00081
Cohen & Steers Preferred Income Opportunities Portfolio, Series 2018-2Q - ADT 1	35-2627564	00778N380	00778N398	00778N414	00778N406		PFD182Q	11/10/2018	0.04190	0.00081
Cohen & Steers Preferred Income Opportunities Portfolio, Series 2018-2Q - ADT 1	35-2627564	00778N380	00778N398	00778N414	00778N406		PFD182Q	11/10/2018	0.40220	0.40212
Cohen & Steers Preferred Income Opportunities Portfolio, Series 2018-2Q - ADT 1	35-2627564	00778N380	00778N398	00778N414	00778N406		PFD182Q	12/10/2018	0.04140	0.00080
Emerging Markets Dividend Portfolio, Series 2018-2Q (ADT 1871)	35-2627567	00778N463	00778N471	00778N497	00778N489		EMDV182Q	7/10/2018	0.01060	0.01060
Emerging Markets Dividend Portfolio, Series 2018-2Q (ADT 1871)	35-2627567	00778N463	00778N471	00778N497	00778N489		EMDV182Q	9/10/2018	0.01240	0.01240
Emerging Markets Dividend Portfolio, Series 2018-2Q (ADT 1871)	35-2627567	00778N463	00778N471	00778N497	00778N489		EMDV182Q	10/10/2018	0.01400	0.01400
Emerging Markets Dividend Portfolio, Series 2018-2Q (ADT 1871)	35-2627567	00778N463	00778N471	00778N497	00778N489		EMDV182Q	11/10/2018	0.01390	0.01390
Emerging Markets Dividend Portfolio, Series 2018-2Q (ADT 1871)	35-2627567	00778N463	00778N471	00778N497	00778N489		EMDV182Q	12/10/2018	0.01600	0.01600
High 50® Dividend Strategy Portfolio, Series 2018-2Q - ADT 1871	35-2627562	00778N505	00778N513	00778N539	00778N521		HI50182Q	7/10/2018	0.03480	0.00796
High 50® Dividend Strategy Portfolio, Series 2018-2Q - ADT 1871	35-2627562	00778N505	00778N513	00778N539	00778N521		HI50182Q	8/10/2018	0.04690	0.01072
High 50® Dividend Strategy Portfolio, Series 2018-2Q - ADT 1871	35-2627562	00778N505	00778N513	00778N539	00778N521		HI50182Q	9/10/2018	0.04700	0.01074
High 50® Dividend Strategy Portfolio, Series 2018-2Q - ADT 1871	35-2627562	00778N505	00778N513	00778N539	00778N521		HI50182Q	10/10/2018	0.04710	0.01077
High 50® Dividend Strategy Portfolio, Series 2018-2Q - ADT 1871	35-2627562	00778N505	00778N513	00778N539	00778N521		HI50182Q	11/10/2018	0.04640	0.01061

Issuer's Name	EIN	CUSIP 1	CUSIP 2	CUSIP 3	CUSIP 4	CUSIP 5	Ticker Symbol	Date of Corporate Action	Distribution Per Unit	Per Unit Reduction of Taxpayer's Basis
High 50® Dividend Strategy Portfolio, Series 2018-2Q - ADT 1871	35-2627562	00778N505	00778N513	00778N539	00778N521		HI50182Q	12/10/2018	0.04620	0.01056
High 50® Dividend Strategy Portfolio, Series 2018-2Q - ADT 1871	35-2627562	00778N505	00778N513	00778N539	00778N521		HI50182Q	12/31/2018	0.01520	0.00347
Peroni Growth Portfolio, Summer 2018 Series - ADT1871	35-2627561	00778N570	00778N554	00778N547	00778N562		PGR18SM	12/10/2018	0.01290	0.01290
REIT Portfolio - A Hartford Investment Management Company ("HIMCO") Portfolio, 1871	35-2627565	00778N588	00778N596	00778N612	00778N604		REIT182Q	7/10/2018	0.02200	0.00410
REIT Portfolio - A Hartford Investment Management Company ("HIMCO") Portfolio, 1871	35-2627565	00778N588	00778N596	00778N612	00778N604		REIT182Q	8/10/2018	0.03250	0.00605
REIT Portfolio - A Hartford Investment Management Company ("HIMCO") Portfolio, 1871	35-2627565	00778N588	00778N596	00778N612	00778N604		REIT182Q	9/10/2018	0.03520	0.00656
REIT Portfolio - A Hartford Investment Management Company ("HIMCO") Portfolio, 1871	35-2627565	00778N588	00778N596	00778N612	00778N604		REIT182Q	10/10/2018	0.03490	0.00650
REIT Portfolio - A Hartford Investment Management Company ("HIMCO") Portfolio, 1871	35-2627565	00778N588	00778N596	00778N612	00778N604		REIT182Q	11/10/2018	0.03470	0.00646
REIT Portfolio - A Hartford Investment Management Company ("HIMCO") Portfolio, 1871	35-2627565	00778N588	00778N596	00778N612	00778N604		REIT182Q	12/10/2018	0.03460	0.00645
REIT Portfolio - A Hartford Investment Management Company ("HIMCO") Portfolio, 1871	35-2627565	00778N588	00778N596	00778N612	00778N604		REIT182Q	12/31/2018	0.05020	0.00935
Utilities Portfolio-A Hartford Investment Management Company ("HIMCO") Portfolio, 1871	35-2627566	00778N620	00778N638	00778N653	00778N646		UTIL182Q	7/10/2018	0.01830	0.00517
Utilities Portfolio-A Hartford Investment Management Company ("HIMCO") Portfolio, 1871	35-2627566	00778N620	00778N638	00778N653	00778N646		UTIL182Q	8/10/2018	0.02680	0.00757
Utilities Portfolio-A Hartford Investment Management Company ("HIMCO") Portfolio, 1871	35-2627566	00778N620	00778N638	00778N653	00778N646		UTIL182Q	9/10/2018	0.02730	0.00771
Utilities Portfolio-A Hartford Investment Management Company ("HIMCO") Portfolio, 1871	35-2627566	00778N620	00778N638	00778N653	00778N646		UTIL182Q	10/10/2018	0.02710	0.00765
Utilities Portfolio-A Hartford Investment Management Company ("HIMCO") Portfolio, 1871	35-2627566	00778N620	00778N638	00778N653	00778N646		UTIL182Q	11/10/2018	0.02730	0.00771
Utilities Portfolio-A Hartford Investment Management Company ("HIMCO") Portfolio, 1871	35-2627566	00778N620	00778N638	00778N653	00778N646		UTIL182Q	12/10/2018	0.02720	0.00768
Core Angels Portfolio, Series 2018-1-ADT 1868	35-2627554	00778N737	00778N711	00778N703	00778N729		CANG181	12/10/2018	0.03070	0.02184
Core Angels Portfolio, Series 2018-1-ADT 1868	35-2627554	00778N737	00778N711	00778N703	00778N729		CANG181	12/19/2018	0.01610	0.01610
Transformers Opportunities Portfolio, Series 2018-2Q - ADT 1877	35-2618946	00778N810	00778N794	00778N786	00778N802		TOP182Q	12/10/2018	0.02640	0.02640
Transformers Opportunities Portfolio, Series 2018-2Q - ADT 1877	35-2618946	00778N810	00778N794	00778N786	00778N802		TOP182Q	12/10/2018	0.03040	0.03040
Advisors Corporate Trust - Navellier / Dial High Income Opportunities Portfolio73	35-2622007	00778N828	00778N836				ACTND126	5/10/2018	1.79000	0.81105
Advisors Corporate Trust - Navellier / Dial High Income Opportunities Portfolio73	35-2622007	00778N828	00778N836				ACTND126	6/10/2018	3.37000	1.52695
Advisors Corporate Trust - Navellier / Dial High Income Opportunities Portfolio73	35-2622007	00778N828	00778N836				ACTND126	7/10/2018	3.37000	1.52695
Advisors Corporate Trust - Navellier / Dial High Income Opportunities Portfolio73	35-2622007	00778N828	00778N836				ACTND126	8/10/2018	3.37000	1.52695
Advisors Corporate Trust - Navellier / Dial High Income Opportunities Portfolio73	35-2622007	00778N828	00778N836				ACTND126	9/10/2018	3.37000	1.52695
Advisors Corporate Trust - Navellier / Dial High Income Opportunities Portfolio73	35-2622007	00778N828	00778N836				ACTND126	10/10/2018	3.37000	1.52695
Advisors Corporate Trust - Navellier / Dial High Income Opportunities Portfolio73	35-2622007	00778N828	00778N836				ACTND126	11/10/2018	3.37000	1.52695
Advisors Corporate Trust - Navellier / Dial High Income Opportunities Portfolio73	35-2622007	00778N828	00778N836				ACTND126	12/10/2018	3.39000	1.53601
Advisors Corporate Trust - Navellier / Dial High Income Opportunities Portfolio74	35-2627610	00778N844	00778N851				ACTND127	7/10/2018	1.66000	1.06622
Advisors Corporate Trust - Navellier / Dial High Income Opportunities Portfolio74	35-2627610	00778N844	00778N851				ACTND127	8/10/2018	3.55000	2.28017
Advisors Corporate Trust - Navellier / Dial High Income Opportunities Portfolio74	35-2627610	00778N844	00778N851				ACTND127	9/10/2018	3.56000	2.28659
Advisors Corporate Trust - Navellier / Dial High Income Opportunities Portfolio74	35-2627610	00778N844	00778N851				ACTND127	10/10/2018	3.57000	2.29301
Advisors Corporate Trust - Navellier / Dial High Income Opportunities Portfolio74	35-2627610	00778N844	00778N851				ACTND127	11/10/2018	3.57000	2.29301
Advisors Corporate Trust - Navellier / Dial High Income Opportunities Portfolio74	35-2627610	00778N844	00778N851				ACTND127	12/10/2018	3.56000	2.28659
Advisors Corporate Trust - Navellier/Dial High Income Opportunities Portfolio,	35-2633790	00778N869	00778N877				ACTND128	8/10/2018	1.15000	0.86434
Advisors Corporate Trust - Navellier/Dial High Income Opportunities Portfolio,	35-2633790	00778N869	00778N877				ACTND128	9/10/2018	3.47000	2.60805
Advisors Corporate Trust - Navellier/Dial High Income Opportunities Portfolio,	35-2633790	00778N869	00778N877				ACTND128	10/10/2018	3.46000	2.60054
Advisors Corporate Trust - Navellier/Dial High Income Opportunities Portfolio,	35-2633790	00778N869	00778N877				ACTND128	11/10/2018	3.47000	2.60805
Advisors Corporate Trust - Navellier/Dial High Income Opportunities Portfolio,	35-2633790	00778N869	00778N877				ACTND128	12/10/2018	3.46000	2.60054
American Renaissance Portfolio -- A Cyrus J. Lawrence LLC ("CJL") Portfolio, Se	35-2627555	00778P138	00778P112	00778P104	00778P120		AMRN182	12/10/2018	0.03530	0.01219
Business Development Company Opportunities Portfolio Series 2018-2- ADT 1869	35-2627572	00778P187	00778P195	00778P211	00778P203		BDC182	7/10/2018	0.08640	0.00934
Business Development Company Opportunities Portfolio Series 2018-2- ADT 1869	35-2627572	00778P187	00778P195	00778P211	00778P203		BDC182	8/10/2018	0.07810	0.00844
Business Development Company Opportunities Portfolio Series 2018-2- ADT 1869	35-2627572	00778P187	00778P195	00778P211	00778P203		BDC182	9/10/2018	0.07630	0.00825
Business Development Company Opportunities Portfolio Series 2018-2- ADT 1869	35-2627572	00778P187	00778P195	00778P211	00778P203		BDC182	10/10/2018	0.07470	0.00808
Business Development Company Opportunities Portfolio Series 2018-2- ADT 1869	35-2627572	00778P187	00778P195	00778P211	00778P203		BDC182	11/10/2018	0.07680	0.00830
Business Development Company Opportunities Portfolio Series 2018-2- ADT 1869	35-2627572	00778P187	00778P195	00778P211	00778P203		BDC182	12/10/2018	0.07560	0.00817
Business Development Company Opportunities Portfolio Series 2018-2- ADT 1869	35-2627572	00778P187	00778P195	00778P211	00778P203		BDC182	12/31/2018	0.09810	0.01060
Cohen & Steers Convertible and Income Closed-End Portfolio, Series 2018-2 - ADT	35-2627558	00778P260	00778P278	00778P294	00778P286		CONV182	7/10/2018	0.06270	0.01055
Cohen & Steers Convertible and Income Closed-End Portfolio, Series 2018-2 - ADT	35-2627558	00778P260	00778P278	00778P294	00778P286		CONV182	8/10/2018	0.05950	0.01001
Cohen & Steers Convertible and Income Closed-End Portfolio, Series 2018-2 - ADT	35-2627558	00778P260	00778P278	00778P294	00778P286		CONV182	9/10/2018	0.05760	0.00969
Cohen & Steers Convertible and Income Closed-End Portfolio, Series 2018-2 - ADT	35-2627558	00778P260	00778P278	00778P294	00778P286		CONV182	10/10/2018	0.05660	0.00952
Cohen & Steers Convertible and Income Closed-End Portfolio, Series 2018-2 - ADT	35-2627558	00778P260	00778P278	00778P294	00778P286		CONV182	11/10/2018	0.05310	0.00893
Cohen & Steers Convertible and Income Closed-End Portfolio, Series 2018-2 - ADT	35-2627558	00778P260	00778P278	00778P294	00778P286		CONV182	12/10/2018	0.07220	0.01214
Cohen & Steers Convertible and Income Closed-End Portfolio, Series 2018-2 - ADT	35-2627558	00778P260	00778P278	00778P294	00778P286		CONV182	12/31/2018	0.09790	0.01647
Cohen & Steers Senior Variable Rate and Income Closed-End Portfolio, Series 201	35-2627559	00778P385	00778P393	00778P419	00778P401		SRV2182	7/10/2018	0.05390	0.00055

Issuer's Name	EIN	CUSIP 1	CUSIP 2	CUSIP 3	CUSIP 4	CUSIP 5	Ticker Symbol	Date of Corporate Action	Distribution Per Unit	Per Unit Reduction of Taxpayer's Basis
Cohen & Steers Senior Variable Rate and Income Closed-End Portfolio, Series 201	35-2627559	00778P385	00778P393	00778P419	00778P401		SRV2182	8/10/2018	0.04960	0.00051
Cohen & Steers Senior Variable Rate and Income Closed-End Portfolio, Series 201	35-2627559	00778P385	00778P393	00778P419	00778P401		SRV2182	9/10/2018	0.04990	0.00051
Cohen & Steers Senior Variable Rate and Income Closed-End Portfolio, Series 201	35-2627559	00778P385	00778P393	00778P419	00778P401		SRV2182	10/10/2018	0.04940	0.00050
Cohen & Steers Senior Variable Rate and Income Closed-End Portfolio, Series 201	35-2627559	00778P385	00778P393	00778P419	00778P401		SRV2182	11/10/2018	0.04920	0.00050
Cohen & Steers Senior Variable Rate and Income Closed-End Portfolio, Series 201	35-2627559	00778P385	00778P393	00778P419	00778P401		SRV2182	12/10/2018	0.06080	0.00062
Cohen & Steers Senior Variable Rate and Income Closed-End Portfolio, Series 201	35-2627559	00778P385	00778P393	00778P419	00778P401		SRV2182	12/31/2018	0.03150	0.00032
Global Basic Materials Portfolio, Series 2018-2- ADT 1869	35-2627556	00778P435	00778P427	00778P450	00778P443		GLOBM182	10/10/2018	0.04240	0.00607
Global Basic Materials Portfolio, Series 2018-2- ADT 1869	35-2627556	00778P435	00778P427	00778P450	00778P443		GLOBM182	12/31/2018	0.00670	0.00096
Health Care Opportunities Portfolio, Series 2018-2- ADT 1869	35-2627557	00778P492	00778P476	00778P468	00778P484		HCO182	12/10/2018	0.01140	0.01140
Small/Mid-Cap Advantage Portfolio, Series 2018-2 -ADT 1869	35-2627560	00778P534	00778P518	00778P500	00778P526		SMID182	11/10/2018	0.13310	0.13310
Todd International Intrinsic Value Portfolio, Series 2018-2Q - ADT 1885	35-2621973	00778P542	00778P559	00778P575	00778P567		TIIV182Q	6/10/2018	0.01160	0.00465
Todd International Intrinsic Value Portfolio, Series 2018-2Q - ADT 1885	35-2621973	00778P542	00778P559	00778P575	00778P567		TIIV182Q	7/10/2018	0.01480	0.00594
Todd International Intrinsic Value Portfolio, Series 2018-2Q - ADT 1885	35-2621973	00778P542	00778P559	00778P575	00778P567		TIIV182Q	8/10/2018	0.01370	0.00550
Todd International Intrinsic Value Portfolio, Series 2018-2Q - ADT 1885	35-2621973	00778P542	00778P559	00778P575	00778P567		TIIV182Q	9/10/2018	0.01350	0.00542
Todd International Intrinsic Value Portfolio, Series 2018-2Q - ADT 1885	35-2621973	00778P542	00778P559	00778P575	00778P567		TIIV182Q	10/10/2018	0.01230	0.00493
Todd International Intrinsic Value Portfolio, Series 2018-2Q - ADT 1885	35-2621973	00778P542	00778P559	00778P575	00778P567		TIIV182Q	11/10/2018	0.01190	0.00477
Todd International Intrinsic Value Portfolio, Series 2018-2Q - ADT 1885	35-2621973	00778P542	00778P559	00778P575	00778P567		TIIV182Q	12/10/2018	0.01140	0.00457
Transformers Strategy Portfolio, Series 2018-2Q -ADT 1887	35-2621974	00778P617	00778P591	00778P583	00778P609		TSP182Q	12/10/2018	0.03080	0.03080
Transformers Strategy Portfolio, Series 2018-2Q -ADT 1887	35-2621974	00778P617	00778P591	00778P583	00778P609		TSP182Q	12/10/2018	0.03100	0.03100
Advisors Corporate Trust - Navellier/Dial High Income Opportunities Portfolio,	35-2636393	00778P625	00778P633				ACTND129	10/10/2018	1.74000	1.41827
Advisors Corporate Trust - Navellier/Dial High Income Opportunities Portfolio,	35-2636393	00778P625	00778P633				ACTND129	11/10/2018	3.50000	2.85285
Advisors Corporate Trust - Navellier/Dial High Income Opportunities Portfolio,	35-2636393	00778P625	00778P633				ACTND129	12/10/2018	3.49000	2.84470
Cohen & Steers Equity Dividend & Income Closed-EndPortfolio, Series 2018-3 - A	35-2630814	00778P641	00778P658	00778P674	00778P666		EDICE183	8/10/2018	0.06610	0.01179
Cohen & Steers Equity Dividend & Income Closed-EndPortfolio, Series 2018-3 - A	35-2630814	00778P641	00778P658	00778P674	00778P666		EDICE183	9/10/2018	0.05750	0.01025
Cohen & Steers Equity Dividend & Income Closed-EndPortfolio, Series 2018-3 - A	35-2630814	00778P641	00778P658	00778P674	00778P666		EDICE183	10/10/2018	0.05690	0.01015
Cohen & Steers Equity Dividend & Income Closed-EndPortfolio, Series 2018-3 - A	35-2630814	00778P641	00778P658	00778P674	00778P666		EDICE183	11/10/2018	0.05640	0.01006
Cohen & Steers Equity Dividend & Income Closed-EndPortfolio, Series 2018-3 - A	35-2630814	00778P641	00778P658	00778P674	00778P666		EDICE183	12/10/2018	0.06800	0.01212
Cohen & Steers Equity Dividend & Income Closed-EndPortfolio, Series 2018-3 - A	35-2630814	00778P641	00778P658	00778P674	00778P666		EDICE183	12/31/2018	0.05130	0.00915
Financial Opportunities Portfolio, Series 2018-3 -ADT 1878	35-2630813	00778P690	00778P682	00778P716	00778P708		FIN183	10/10/2018	0.01950	0.00203
Financial Opportunities Portfolio, Series 2018-3 -ADT 1878	35-2630813	00778P690	00778P682	00778P716	00778P708		FIN183	12/31/2018	0.01180	0.00123
Income Quality Covered Call Portfolio, Series 2018-3Q - (ADT 1879)	35-2630878	00778P765	00778P781				IQCV183Q	12/10/2018	0.01770	0.01770
Income Quality Covered Call Portfolio, Series 2018-3Q - (ADT 1879)	35-2630878	00778P765	00778P781				IQCV183Q	12/10/2018	0.13380	0.13380
Blue Chip Covered Call Portfolio - 15 Month, Series 2018-3Q (ADT 1880)	35-2630816	00778P807	00778P815				BCCV183Q	12/10/2018	0.02250	0.02250
Blue Chip Covered Call Portfolio - 15 Month, Series 2018-3Q (ADT 1880)	35-2630816	00778P807	00778P815				BCCV183Q	12/10/2018	0.14870	0.14870
Balanced Portfolio, Series 2018-3 - ADT 1878	35-2630815	00778P823	00778P831	00778P856	00778P849		BAL2183	8/10/2018	0.06350	0.02496
Balanced Portfolio, Series 2018-3 - ADT 1878	35-2630815	00778P823	00778P831	00778P856	00778P849		BAL2183	9/10/2018	0.05510	0.02165
Balanced Portfolio, Series 2018-3 - ADT 1878	35-2630815	00778P823	00778P831	00778P856	00778P849		BAL2183	10/10/2018	0.05510	0.02165
Balanced Portfolio, Series 2018-3 - ADT 1878	35-2630815	00778P823	00778P831	00778P856	00778P849		BAL2183	11/10/2018	0.05420	0.02130
Balanced Portfolio, Series 2018-3 - ADT 1878	35-2630815	00778P823	00778P831	00778P856	00778P849		BAL2183	12/10/2018	0.05670	0.02228
Balanced Portfolio, Series 2018-3 - ADT 1878	35-2630815	00778P823	00778P831	00778P856	00778P849		BAL2183	12/31/2018	0.01830	0.00719
Todd International Intrinsic Value Portfolio, Series 2018-3Q - ADT 1882	35-2630828	00778Q102	00778Q110	00778Q136	00778Q128		TIIV183Q	10/10/2018	0.01230	0.01230
Todd International Intrinsic Value Portfolio, Series 2018-3Q - ADT 1882	35-2630828	00778Q102	00778Q110	00778Q136	00778Q128		TIIV183Q	11/10/2018	0.01310	0.01310
Todd International Intrinsic Value Portfolio, Series 2018-3Q - ADT 1882	35-2630828	00778Q102	00778Q110	00778Q136	00778Q128		TIIV183Q	12/10/2018	0.01260	0.01260
Transformers Strategy Portfolio, Series 2018-3Q -ADT 1882	35-2630829	00778Q177	00778Q151	00778Q144	00778Q169		TSP183Q	12/31/2018	0.00110	0.00110
American Renaissance Portfolio -- A Cyrus J. Lawrence LLC ("CJL") Portfolio, Se	35-2633831	00778Q219	00778Q193	00778Q185	00778Q201		AMRN183	12/10/2018	0.01320	0.00711
American Renaissance Portfolio -- A Cyrus J. Lawrence LLC ("CJL") Portfolio, Se	35-2633831	00778Q219	00778Q193	00778Q185	00778Q201		AMRN183	12/19/2018	0.00380	0.00380
American Renaissance Portfolio -- A Cyrus J. Lawrence LLC ("CJL") Portfolio, Se	35-2633831	00778Q219	00778Q193	00778Q185	00778Q201		AMRN183	12/31/2018	0.01610	0.00867
Business Development Company Opportunities Portfolio, Series 2018-3 - ADT 1892	35-2633832	00778Q268	00778Q276	00778Q292	00778Q284		BDC183	10/10/2018	0.08160	0.01408
Business Development Company Opportunities Portfolio, Series 2018-3 - ADT 1892	35-2633832	00778Q268	00778Q276	00778Q292	00778Q284		BDC183	11/10/2018	0.07810	0.01347
Business Development Company Opportunities Portfolio, Series 2018-3 - ADT 1892	35-2633832	00778Q268	00778Q276	00778Q292	00778Q284		BDC183	12/10/2018	0.07740	0.01335
Business Development Company Opportunities Portfolio, Series 2018-3 - ADT 1892	35-2633832	00778Q268	00778Q276	00778Q292	00778Q284		BDC183	12/31/2018	0.07250	0.01251

Issuer's Name	EIN	CUSIP 1	CUSIP 2	CUSIP 3	CUSIP 4	CUSIP 5	Ticker Symbol	Date of Corporate Action	Distribution Per Unit	Per Unit Reduction of Taxpayer's Basis
Cohen & Steers Convertible and Income Closed-End Portfolio, Series 2018-3 - ADT	35-2633833	00778Q342	00778Q359	00778Q375	00778Q367		CONV183	10/10/2018	0.06320	0.02431
Cohen & Steers Convertible and Income Closed-End Portfolio, Series 2018-3 - ADT	35-2633833	00778Q342	00778Q359	00778Q375	00778Q367		CONV183	11/10/2018	0.05830	0.02243
Cohen & Steers Convertible and Income Closed-End Portfolio, Series 2018-3 - ADT	35-2633833	00778Q342	00778Q359	00778Q375	00778Q367		CONV183	12/10/2018	0.08300	0.03193
Cohen & Steers Convertible and Income Closed-End Portfolio, Series 2018-3 - ADT	35-2633833	00778Q342	00778Q359	00778Q375	00778Q367		CONV183	12/31/2018	0.10450	0.04020
Cohen & Steers Senior Variable Rate and Income Closed-End Portfolio, Series 201	35-2633837	00778Q466	00778Q474	00778Q490	00778Q482		SRV2183	10/10/2018	0.05700	0.00520
Cohen & Steers Senior Variable Rate and Income Closed-End Portfolio, Series 201	35-2633837	00778Q466	00778Q474	00778Q490	00778Q482		SRV2183	11/10/2018	0.05300	0.00483
Cohen & Steers Senior Variable Rate and Income Closed-End Portfolio, Series 201	35-2633837	00778Q466	00778Q474	00778Q490	00778Q482		SRV2183	12/10/2018	0.06540	0.00596
Cohen & Steers Senior Variable Rate and Income Closed-End Portfolio, Series 201	35-2633837	00778Q466	00778Q474	00778Q490	00778Q482		SRV2183	12/19/2018	0.00470	0.00470
Cohen & Steers Senior Variable Rate and Income Closed-End Portfolio, Series 201	35-2633837	00778Q466	00778Q474	00778Q490	00778Q482		SRV2183	12/31/2018	0.04050	0.00369
Global Basic Materials Portfolio, Series 2018-3 -ADT 1892	35-2633834	00778Q516	00778Q508	00778Q532	00778Q524		GLOBM183	12/19/2018	0.00650	0.00650
Global Basic Materials Portfolio, Series 2018-3 -ADT 1892	35-2633834	00778Q516	00778Q508	00778Q532	00778Q524		GLOBM183	12/31/2018	0.03330	0.01664
Health Care Opportunities Portfolio, Series 2018-3- ADT 1892	35-2633835	00778Q573	00778Q557	00778Q540	00778Q565		HCO183	12/10/2018	0.13230	0.13230
Small/Mid-Cap Advantage Portfolio, Series 2018-3 -ADT 1892	35-2633836	00778Q615	00778Q599	00778Q581	00778Q607		SMID183	12/19/2018	0.00260	0.00260
Small/Mid-Cap Advantage Portfolio, Series 2018-3 -ADT 1892	35-2633836	00778Q615	00778Q599	00778Q581	00778Q607		SMID183	12/31/2018	0.01710	0.01710
Q-GARP Portfolio, Series 2018-3Q - ADT 1894	35-2633841	00778Q656	00778Q631	00778Q623	00778Q649		QGRP183Q	12/10/2018	0.01630	0.00646
Q-GARP Portfolio, Series 2018-3Q - ADT 1894	35-2633841	00778Q656	00778Q631	00778Q623	00778Q649		QGRP183Q	12/19/2018	0.00730	0.00730
Q-GARP Portfolio, Series 2018-3Q - ADT 1894	35-2633841	00778Q656	00778Q631	00778Q623	00778Q649		QGRP183Q	12/31/2018	0.01100	0.00436
Dividend Ruler Portfolio, Series 2018D - ADT 1899	35-2636377	00778Q664	00778Q672	00778Q698	00778Q680		DVRUL18D	11/10/2018	0.01160	0.00047
Dividend Ruler Portfolio, Series 2018D - ADT 1899	35-2636377	00778Q664	00778Q672	00778Q698	00778Q680		DVRUL18D	12/10/2018	0.01840	0.00074
Dividend Ruler Portfolio, Series 2018D - ADT 1899	35-2636377	00778Q664	00778Q672	00778Q698	00778Q680		DVRUL18D	12/31/2018	0.01780	0.00072
Balanced Portfolio, Series 2018-4 - ADT 1895	35-2636369	00778Q706	00778Q714	00778Q730	00778Q722		BAL2184	11/10/2018	0.06940	0.01849
Balanced Portfolio, Series 2018-4 - ADT 1895	35-2636369	00778Q706	00778Q714	00778Q730	00778Q722		BAL2184	12/10/2018	0.06200	0.01652
Balanced Portfolio, Series 2018-4 - ADT 1895	35-2636369	00778Q706	00778Q714	00778Q730	00778Q722		BAL2184	12/31/2018	0.05130	0.01367
Financial Opportunities Portfolio, Series 2018-4 -ADT 1895	35-2636371	00778Q797	00778Q789	00778Q813	00778Q805		FIN184	12/19/2018	0.00500	0.00270
Bahl & Gaynor smig (Small/Mid Cap Income Growth)Portfolio, Series 2018-3Q - A	35-2633839	00778R100	00778R118	00778R134	00778R126		SMIG183Q	10/10/2018	0.01490	0.00750
Bahl & Gaynor smig (Small/Mid Cap Income Growth)Portfolio, Series 2018-3Q - A	35-2633839	00778R100	00778R118	00778R134	00778R126		SMIG183Q	11/10/2018	0.01990	0.01002
Bahl & Gaynor smig (Small/Mid Cap Income Growth)Portfolio, Series 2018-3Q - A	35-2633839	00778R100	00778R118	00778R134	00778R126		SMIG183Q	12/10/2018	0.02010	0.01012
Bahl & Gaynor smig (Small/Mid Cap Income Growth)Portfolio, Series 2018-3Q - A	35-2633839	00778R100	00778R118	00778R134	00778R126		SMIG183Q	12/31/2018	0.02320	0.01168
Cohen & Steers Preferred Income Opportunities Portfolio, Series 2018-3Q - ADT 1	35-2633844	00778R142	00778R159	00778R175	00778R167		PF183Q	11/10/2018	0.21050	0.17341
Emerging Markets Dividend Portfolio, Series 2018-3Q (ADT 1893)	35-2633842	00778R225	00778R233	00778R258	00778R241		EMDV183Q	10/10/2018	0.01200	0.01071
Emerging Markets Dividend Portfolio, Series 2018-3Q (ADT 1893)	35-2633842	00778R225	00778R233	00778R258	00778R241		EMDV183Q	11/10/2018	0.01630	0.01455
Emerging Markets Dividend Portfolio, Series 2018-3Q (ADT 1893)	35-2633842	00778R225	00778R233	00778R258	00778R241		EMDV183Q	12/10/2018	0.01900	0.01697
Emerging Markets Dividend Portfolio, Series 2018-3Q (ADT 1893)	35-2633842	00778R225	00778R233	00778R258	00778R241		EMDV183Q	12/31/2018	0.00640	0.00571
High 50® Dividend Strategy Portfolio, Series 2018-3Q - ADT 1893	35-2633843	00778R266	00778R274	00778R290	00778R282		HI50183Q	10/10/2018	0.03480	0.01287
High 50® Dividend Strategy Portfolio, Series 2018-3Q - ADT 1893	35-2633843	00778R266	00778R274	00778R290	00778R282		HI50183Q	11/10/2018	0.04530	0.01676
High 50® Dividend Strategy Portfolio, Series 2018-3Q - ADT 1893	35-2633843	00778R266	00778R274	00778R290	00778R282		HI50183Q	12/10/2018	0.04550	0.01683
High 50® Dividend Strategy Portfolio, Series 2018-3Q - ADT 1893	35-2633843	00778R266	00778R274	00778R290	00778R282		HI50183Q	12/31/2018	0.04620	0.01709
Peroni Growth Portfolio, Autumn 2018 Series - ADT1893	35-2633845	00778R332	00778R316	00778R308	00778R324		PGR18A	12/19/2018	0.00230	0.00230
Peroni Growth Portfolio, Autumn 2018 Series - ADT1893	35-2633845	00778R332	00778R316	00778R308	00778R324		PGR18A	12/31/2018	0.01170	0.01170
REIT Portfolio - A Hartford Investment Management Company ("HIMCO") Portfolio, 1893	35-2633838	00778R340	00778R357	00778R373	00778R365		REIT183Q	12/10/2018	0.09010	0.04713
REIT Portfolio - A Hartford Investment Management Company ("HIMCO") Portfolio, 1893	35-2633838	00778R340	00778R357	00778R373	00778R365		REIT183Q	12/19/2018	0.03050	0.02898
REIT Portfolio - A Hartford Investment Management Company ("HIMCO") Portfolio, 1893	35-2633838	00778R340	00778R357	00778R373	00778R365		REIT183Q	12/31/2018	0.02810	0.01470
Utilities Portfolio - A Hartford Investment Management Company ("HIMCO") Portfolio ADT 1893	35-2633840	00778R381	00778R399	00778R415	00778R407		UTIL183Q	10/10/2018	0.01840	0.00634
Utilities Portfolio - A Hartford Investment Management Company ("HIMCO") Portfolio ADT 1893	35-2633840	00778R381	00778R399	00778R415	00778R407		UTIL183Q	11/10/2018	0.02490	0.00857
Utilities Portfolio - A Hartford Investment Management Company ("HIMCO") Portfolio ADT 1893	35-2633840	00778R381	00778R399	00778R415	00778R407		UTIL183Q	12/10/2018	0.02530	0.00871
Utilities Portfolio - A Hartford Investment Management Company ("HIMCO") Portfolio ADT 1893	35-2633840	00778R381	00778R399	00778R415	00778R407		UTIL183Q	12/31/2018	0.01570	0.00541
60/40 Asset Allocation Portfolio, Series 2018-4Q -ADT 1900	35-2636386	00778R423	00778R431	00778R456	00778R449		SFAA184Q	12/31/2018	0.03410	0.00830
Advisors Core Equity Strategy Portfolio, Series 2018-4Q - ADT 1903	35-2640022	00778R498	00778R472	00778R464	00778R480		ACES184Q	12/31/2018	0.02050	0.00420
Bahl & Gaynor Income Growth Portfolio, Series 2018-4Q - ADT 1903	35-2640023	00778R506	00778R514	00778R530	00778R522		BGIG184Q	12/10/2018	0.02010	0.00183

Issuer's Name	EIN	CUSIP 1	CUSIP 2	CUSIP 3	CUSIP 4	CUSIP 5	Ticker Symbol	Date of Corporate Action	Distribution Per Unit	Per Unit Reduction of Taxpayer's Basis
Bahl & Gaynor Income Growth Portfolio, Series 2018-4Q - ADT 1903	35-2640023	00778R506	00778R514	00778R530	00778R522		BGIG184Q	12/31/2018	0.01390	0.00126
Blue Chip Portfolio, Series 2018-4Q - ADT 1903	35-2640024	00778R555	00778R548	00778R571	00778R563		BCP184Q	12/31/2018	0.00710	0.00114
Dividend Advantage Portfolio, Series 2018-4Q - ADT1903	35-2640025	00778R589	00778R597	00778R613	00778R605		DAP184Q	12/10/2018	0.03400	0.00595
Dividend Advantage Portfolio, Series 2018-4Q - ADT1903	35-2640025	00778R589	00778R597	00778R613	00778R605		DAP184Q	12/31/2018	0.03800	0.00665
Dividend Sustainability Portfolio-A Hartford Investment Management Company, ("Hies 2018-4Q - ADT 1903	35-2640026	00778R621	00778R639	00778R654	00778R647		DVSUS184Q	12/10/2018	0.01890	0.00043
Dividend Sustainability Portfolio-A Hartford Investment Management Company, ("Hies 2018-4Q - ADT 1903	35-2640026	00778R621	00778R639	00778R654	00778R647		DVSUS184Q	12/19/2018	0.00040	0.00039
Dividend Sustainability Portfolio-A Hartford Investment Management Company, ("Hies 2018-4Q - ADT 1903	35-2640026	00778R621	00778R639	00778R654	00778R647		DVSUS184Q	12/31/2018	0.01470	0.00033
Energy Opportunities Portfolio, Series 2018-4Q - ADT 1903	35-2640027	00778R712	00778R704	00778R738	00778R720		ENOP184Q	12/19/2018	0.00150	0.00150
Energy Opportunities Portfolio, Series 2018-4Q - ADT 1903	35-2640027	00778R712	00778R704	00778R738	00778R720		ENOP184Q	12/31/2018	0.04120	0.00356
European Select Portfolio, Series 2018-4Q - A Cyrus J. Lawrence LLC ("CJL") Por	35-2640028	00778R746	00778R753	00778R779	00778R761		EURS184Q	12/31/2018	0.00790	0.00790
International High 30 Dividend Portfolio, Series 2018-4Q - ADT 1904	35-2640029	00778R787	00778R795	00778R811	00778R803		IHT184Q	12/10/2018	0.02000	0.00520
International High 30 Dividend Portfolio, Series 2018-4Q - ADT 1904	35-2640029	00778R787	00778R795	00778R811	00778R803		IHT184Q	12/31/2018	0.03050	0.00792
Minimum Volatility Equity Income Portfolio -- A Hartford Investment Management,rtfolio, Series 2018-4Q - ADT 1904	35-2640030	00778R829	00778R837	00778R852	00778R845		MV184Q	12/10/2018	0.02310	0.00348
Minimum Volatility Equity Income Portfolio -- A Hartford Investment Management,rtfolio, Series 2018-4Q - ADT 1904	35-2640030	00778R829	00778R837	00778R852	00778R845		MV184Q	12/31/2018	0.02860	0.00431
Angels Portfolio, Series 2018-4Q - ADT 1898	35-2636374	00778T130	00778T114	00778T106	00778T122		ANGL184Q	12/19/2018	0.00330	0.00330
Angels Portfolio, Series 2018-4Q - ADT 1898	35-2636374	00778T130	00778T114	00778T106	00778T122		ANGL184Q	12/31/2018	0.01870	0.00053
Brand Favorites Focus Portfolio, Series 2018-4Q -ADT 1898	35-2636376	00778T155	00778T148	00778T171	00778T163		BFF184Q	12/19/2018	0.00170	0.00170
Brand Favorites Focus Portfolio, Series 2018-4Q -ADT 1898	35-2636376	00778T155	00778T148	00778T171	00778T163		BFF184Q	12/31/2018	0.02110	0.00647
Bulldog Portfolio -- A Cyrus J. Lawrence LLC ("CJL") Portfolio, Series 2018-4Q	35-2636375	00778T213	00778T197	00778T189	00778T205		BDOG184Q	12/19/2018	0.00230	0.00193
Cohen & Steers Real Estate Income Strategy Portfolio, Series 2018-4Q - ADT 1898	35-2636383	00778T221	00778T239	00778T254	00778T247		REIS184Q	11/10/2018	0.01830	0.00565
Cohen & Steers Real Estate Income Strategy Portfolio, Series 2018-4Q - ADT 1898	35-2636383	00778T221	00778T239	00778T254	00778T247		REIS184Q	12/10/2018	0.03700	0.01142
Cohen & Steers Real Estate Income Strategy Portfolio, Series 2018-4Q - ADT 1898	35-2636383	00778T221	00778T239	00778T254	00778T247		REIS184Q	12/31/2018	0.08150	0.02515
Global Dividend Strategy Portfolio -- A Hartford Investment Management CompanySeries 2018-4Q - ADT 1898	35-2636379	00778T262	00778T270	00778T296	00778T288		HGD184Q	11/10/2018	0.02020	0.00374
Global Dividend Strategy Portfolio -- A Hartford Investment Management CompanySeries 2018-4Q - ADT 1898	35-2636379	00778T262	00778T270	00778T296	00778T288		HGD184Q	12/10/2018	0.03260	0.00603
Global Dividend Strategy Portfolio -- A Hartford Investment Management CompanySeries 2018-4Q - ADT 1898	35-2636379	00778T262	00778T270	00778T296	00778T288		HGD184Q	12/31/2018	0.02850	0.00528
Global Technology Portfolio, Series 2018-4Q - ADT1898	35-2636378	00778T338	00778T312	00778T304	00778T320		GTP184Q	12/19/2018	0.00120	0.00120
Global Technology Portfolio, Series 2018-4Q - ADT1898	35-2636378	00778T338	00778T312	00778T304	00778T320		GTP184Q	12/31/2018	0.01240	0.00128
Inflation Sensitive Dividend Portfolio, - A Hartford Investment Management Compio, Series 2018-4Q - ADT 1898	35-2636380	00778T346	00778T353	00778T379	00778T361		ISD184Q	12/10/2018	0.01390	0.00603
Inflation Sensitive Dividend Portfolio, - A Hartford Investment Management Compio, Series 2018-4Q - ADT 1898	35-2636380	00778T346	00778T353	00778T379	00778T361		ISD184Q	12/31/2018	0.03410	0.01480
NASDAQ Q-50 Indexsm Portfolio, Series 2018-4Q (ADT1898)	35-2636381	00778T411	00778T395	00778T387	00778T403		NXTQ184Q	12/31/2018	0.01110	0.00395
Strategic High 50@Q-50 Dividend and Growth Portfolio, Series 2018-4Q ADT 1898	35-2636382	00778T429	00778T437	00778T452	00778T445		Q50H184Q	11/10/2018	0.01600	0.00528
Strategic High 50@Q-50 Dividend and Growth Portfolio, Series 2018-4Q ADT 1898	35-2636382	00778T429	00778T437	00778T452	00778T445		Q50H184Q	12/10/2018	0.02600	0.00859
Strategic High 50@Q-50 Dividend and Growth Portfolio, Series 2018-4Q ADT 1898	35-2636382	00778T429	00778T437	00778T452	00778T445		Q50H184Q	12/31/2018	0.03320	0.01096
Todd International Intrinsic Value Portfolio, Series 2018-4Q - ADT 1898	35-2636384	00778T460	00778T478	00778T494	00778T486		TIIV184Q	12/31/2018	0.01210	0.01210
Transformers Strategy Portfolio, Series 2018-4Q -ADT 1898	35-2636385	00778T536	00778T510	00778T502	00778T528		TSP184Q	12/31/2018	0.00690	0.00690
Next Generation ESG Strategy Portfolio - A Hartford Investment Management Compao, Series 2018-3Q - ADT 1901	35-2636326	00778T544	00778T551	00778T577	00778T569		NGES183Q	12/31/2018	0.00560	0.00187
Income Quality Covered Call Portfolio - 15 Month, Series 2018-4Q - (ADT 1896)	35-2636372	00778T585	00778T601				IQCVC184Q	12/31/2018	0.00220	0.00220
Blue Chip Covered Call Portfolio - 15 Month, Series 2018-4Q (ADT 1897)	35-2636373	00778T627	00778T643				BCCV184Q	12/31/2018	0.00120	0.00120
Aerospace/Defense Opportunities Portfolio, Series2018-4 - ADT 1902	35-2640017	00778T692	00778T676	00778T668	00778T684		ASD184	12/31/2018	0.01420	0.00159
Cohen & Steers Covered Call & Income Strategies Closed-End Portfolio, Series 201	35-2640018	00778T700	00778T718	00778T734	00778T726		CV2Y184	12/10/2018	0.06600	0.01478
Cohen & Steers Covered Call & Income Strategies Closed-End Portfolio, Series 201	35-2640018	00778T700	00778T718	00778T734	00778T726		CV2Y184	12/31/2018	0.05260	0.01178
Cohen & Steers Dynamic Income Portfolio, Series 2018-4 - ADT 1902	35-2640019	00778T742	00778T759	00778T775	00778T767		DIP184	12/10/2018	0.04920	0.00723
Cohen & Steers Dynamic Income Portfolio, Series 2018-4 - ADT 1902	35-2640019	00778T742	00778T759	00778T775	00778T767		DIP184	12/31/2018	0.02950	0.00434

Issuer's Name	EIN	CUSIP 1	CUSIP 2	CUSIP 3	CUSIP 4	CUSIP 5	Ticker Symbol	Date of Corporate Action	Distribution Per Unit	Per Unit Reduction of Taxpayer's Basis
Cohen & Steers Global Covered Call & Income Strategies Closed-End Portfolio, Se2	35-2640020	00778T783	00778T791	00778T817	00778T809		GCV2Y184	12/10/2018	0.07130	0.02267
Cohen & Steers Global Covered Call & Income Strategies Closed-End Portfolio, Se2	35-2640020	00778T783	00778T791	00778T817	00778T809		GCV2Y184	12/31/2018	0.04720	0.01500
Tactical Income Closed-End Portfolio, Series 2018-4 - ADT 1902	35-2640021	00778T825	00778T833	00778T858	00778T841		TICE2184	12/10/2018	0.08430	0.01277
Tactical Income Closed-End Portfolio, Series 2018-4 - ADT 1902	35-2640021	00778T825	00778T833	00778T858	00778T841		TICE2184	12/31/2018	0.04350	0.00659
Strategic Foundations of Growth Portfolio, Series2018-4Q - ADT 1904	35-2640031	00779K138	00779K112	00779K104	00779K120		FGR184Q	12/31/2018	0.01820	0.00273
Strategic High 80 Dividend Portfolio, Series 2018-4Q - ADT 1904	35-2640032	00779K146	00779K153	00779K179	00779K161		HI80184Q	12/10/2018	0.03400	0.00952
Strategic High 80 Dividend Portfolio, Series 2018-4Q - ADT 1904	35-2640032	00779K146	00779K153	00779K179	00779K161		HI80184Q	12/31/2018	0.04990	0.01397
Tactical Plus Closed-End Portfolio, 15-month Series 2018-4Q -- ADT 1904	35-2640033	00779K187	00779K195	00779K211	00779K203		TICP184Q	12/10/2018	0.06000	0.00845
Tactical Plus Closed-End Portfolio, 15-month Series 2018-4Q -- ADT 1904	35-2640033	00779K187	00779K195	00779K211	00779K203		TICP184Q	12/31/2018	0.06020	0.00848
Core Angels Portfolio, Series 2018-2 - ADT 1906	35-2642547	00779K336	00779K310	00779K302	00779K328		CANG182	12/31/2018	0.00260	0.00003
Business Development Company Opportunities Portfolio, Series 2018-4 - ADT 1907	35-2642556	00779K427	00779K435	00779K450	00779K443		BDC184	12/31/2018	0.12670	0.01090
Cohen & Steers Convertible and Income Closed-End Portfolio, Series 2018-4 - ADT	35-2642552	00779K500	00779K518	00779K534	00779K526		CONV184	12/31/2018	0.08260	0.00002
Cohen & Steers Senior Variable Rate and Income Closed-End Portfolio, Series 201	35-2642553	00779K625	00779K633	00779K658	00779K641		SRV2184	12/31/2018	0.09220	0.00003
Global Basic Materials Portfolio, Series 2018-4 -ADT 1907	35-2642554	00779K674	00779K666	00779K690	00779K682		GLOBM184	12/31/2018	0.01990	0.00418
Health Care Opportunities Portfolio, Series 2018-4- ADT 1907	35-2642557	00779K732	00779K716	00779K708	00779K724		HCO184	12/31/2018	0.00280	0.00003
Small/Mid-Cap Advantage Portfolio, Series 2018-4 -ADT 1907	35-2642555	00779K773	00779K757	00779K740	00779K765		SMID184	12/31/2018	0.00580	0.00358
"Bahl & Gaynor smig (Small/Mid Cap Income Growth)Portfolio, Series 2018-4Q -	35-2642560	00779K781	00779K799	00779K815	00779K807		SMIG184Q	12/31/2018	0.01320	0.00375
Emerging Markets Dividend Portfolio, Series 2018-4Q (ADT 1908)	35-2642563	00779L144	00779L151	00779L177	00779L169		EMDV184Q	12/31/2018	0.00790	0.00546
High 50® Dividend Strategy Portfolio, Series 2018-4Q - ADT 1908	35-2642564	00779L185	00779L193	00779L219	00779L201		HI50184Q	12/31/2018	0.03890	0.01962
Peroni Growth Portfolio, Winter 2019 Series - ADT1908	35-2642565	00779L250	00779L235	00779L227	00779L243		PGR19W	12/31/2018	0.00520	0.00009
REIT Portfolio - A Hartford Investment ManagementCompany ("HIMCO") Portfolio,1908	35-2642566	00779L268	00779L276	00779L292	00779L284		REIT184Q	12/31/2018	0.06760	0.03204
Utilities Portfolio - A Hartford Investment Management Company ("HIMCO") PortfoADT 1908	35-2642567	00779L300	00779L318	00779L334	00779L326		UTIL184Q	12/31/2018	0.01460	0.00644
Advisors Corporate Trust - Navellier/Dial High Income Opportunities Portfolio,	35-2642543	00779L425	00779L433				ACTND130	12/10/2018	2.94000	2.94000
UBS Longer Term Investments Series - Secular Technology Trends Portfolio, Serie	35-2640054	00779L557	00779L573				USTT184	12/19/2018	0.00210	0.00089
UBS Longer Term Investments Series - Retirement Trends Portfolio, Series 2018-4	35-2642515	00779L599	00779L623				URET184	12/10/2018	0.01960	0.00329
UBS Longer Term Investments Series - Retirement Trends Portfolio, Series 2018-4	35-2642515	00779L599	00779L623				URET184	12/31/2018	0.01150	0.00193
Transformers Opportunities Portfolio, Series 2018-4Q- ADT 1927	35-2642542	00779M852	00779M837	00779M829	00779M845		TOP184Q	12/31/2018	0.00330	0.00013
Kames Sustainable Equity Portfolio, Series 2018-4Q- ADT 1923	35-2642618	00779N132	00779N116	00779N108	00779N124		KSEP184Q	12/31/2018	0.00730	0.00478
Alaia Market Linked Trust, Series 1-3	35-2594941	01073C186	01073C194				AC S1-3	10/12/2018	0.20000	0.00038
Alaia Market Linked Trust, Series 5-1	35-7195206	01073C202	01073C210				AC S5-1	6/10/2018	3.08000	0.62278
Alaia Market Linked Trust, Series 5-1	35-7195206	01073C202	01073C210				AC S5-1	6/10/2018	6.92000	6.85564
Alaia Market Linked Trust, Series 5-1	35-7195206	01073C202	01073C210				AC S5-1	9/10/2018	4.44000	0.89777
Alaia Market Linked Trust, Series 5-1	35-7195206	01073C202	01073C210				AC S5-1	12/10/2018	4.21000	0.85126
Alaia Market Linked Trust, Series 5-1	35-7195206	01073C202	01073C210				AC S5-1	12/10/2018	9.70000	9.60979
Alaia Market Linked Trust, Series 4-3	35-2604037	01073C269	01073C277				AC S4-3	3/10/2018	1.60000	0.39248
Alaia Market Linked Trust, Series 4-3	35-2604037	01073C269	01073C277				AC S4-3	6/10/2018	3.88000	0.95176
Alaia Market Linked Trust, Series 4-3	35-2604037	01073C269	01073C277				AC S4-3	7/10/2018	21.75000	21.75000
Alaia Market Linked Trust, Series 4-3	35-2604037	01073C269	01073C277				AC S4-3	9/10/2018	3.24000	0.79477
Alaia Market Linked Trust, Series 4-3	35-2604037	01073C269	01073C277				AC S4-3	12/10/2018	3.69000	0.90516
Alaia Market Linked Trust, Series 4-4	35-2618928	01073C343	01073C350				AC S4-4	7/10/2018	20.32000	20.32000

Issuer's Name	EIN	CUSIP 1	CUSIP 2	CUSIP 3	CUSIP 4	CUSIP 5	Ticker Symbol	Date of Corporate Action	Distribution Per Unit	Per Unit Reduction of Taxpayer's Basis
Alaia Market Linked Trust, Series 4-4	35-2618928	01073C343	01073C350				AC S4-4	9/10/2018	3.99000	1.85176
Alaia Market Linked Trust, Series 4-4	35-2618928	01073C343	01073C350				AC S4-4	12/10/2018	3.73000	1.73109
Alaia Market Linked Trust, Series 4-5	35-2630843	01073C368	01073C376				AC S4-5	12/10/2018	4.90000	1.47000
Alaia Market Linked Trust, Series 4-6	35-2639987	01073C400	01073C418				AC S4-6	12/10/2018	0.48000	0.10008
Alaia Market Linked Trust, Series 4-6	35-2639987	01073C400	01073C418				AC S4-6	12/19/2018	3.40000	0.70890
BUILD AMERICA BONDS INCOME TRUST SERIES 78	45-2491679	12007A113	12007A105				BABS78	1/10/2018	4.44000	0.02264
BUILD AMERICA BONDS INCOME TRUST SERIES 78	45-2491679	12007A113	12007A105				BABS78	2/10/2018	4.44000	0.02264
BUILD AMERICA BONDS INCOME TRUST SERIES 78	45-2491679	12007A113	12007A105				BABS78	3/10/2018	4.45000	0.02270
BUILD AMERICA BONDS INCOME TRUST SERIES 78	45-2491679	12007A113	12007A105				BABS78	4/10/2018	4.45000	0.02270
BUILD AMERICA BONDS INCOME TRUST SERIES 78	45-2491679	12007A113	12007A105				BABS78	5/10/2018	4.45000	0.02270
BUILD AMERICA BONDS INCOME TRUST SERIES 78	45-2491679	12007A113	12007A105				BABS78	6/10/2018	4.43000	0.02259
BUILD AMERICA BONDS INCOME TRUST SERIES 78	45-2491679	12007A113	12007A105				BABS78	7/10/2018	4.43000	0.02259
BUILD AMERICA BONDS INCOME TRUST SERIES 78	45-2491679	12007A113	12007A105				BABS78	8/10/2018	4.44000	0.02264
BUILD AMERICA BONDS INCOME TRUST SERIES 78	45-2491679	12007A113	12007A105				BABS78	9/10/2018	4.43000	0.02259
BUILD AMERICA BONDS INCOME TRUST SERIES 78	45-2491679	12007A113	12007A105				BABS78	10/10/2018	4.43000	0.02259
BUILD AMERICA BONDS INCOME TRUST SERIES 78	45-2491679	12007A113	12007A105				BABS78	11/10/2018	4.43000	0.02259
BUILD AMERICA BONDS INCOME TRUST SERIES 78	45-2491679	12007A113	12007A105				BABS78	12/10/2018	4.44000	0.02264
BUILD AMERICA BONDS INCOME TRUST SERIES 79	45-2558034	12007A139	12007A121				BABS79	1/10/2018	4.33000	0.12470
BUILD AMERICA BONDS INCOME TRUST SERIES 79	45-2558034	12007A139	12007A121				BABS79	2/10/2018	4.34000	0.12499
BUILD AMERICA BONDS INCOME TRUST SERIES 79	45-2558034	12007A139	12007A121				BABS79	3/10/2018	4.33000	0.12470
BUILD AMERICA BONDS INCOME TRUST SERIES 79	45-2558034	12007A139	12007A121				BABS79	4/10/2018	4.35000	0.12528
BUILD AMERICA BONDS INCOME TRUST SERIES 79	45-2558034	12007A139	12007A121				BABS79	5/10/2018	4.34000	0.12499
BUILD AMERICA BONDS INCOME TRUST SERIES 79	45-2558034	12007A139	12007A121				BABS79	6/10/2018	4.33000	0.12470
BUILD AMERICA BONDS INCOME TRUST SERIES 79	45-2558034	12007A139	12007A121				BABS79	7/10/2018	4.33000	0.12470
BUILD AMERICA BONDS INCOME TRUST SERIES 79	45-2558034	12007A139	12007A121				BABS79	8/10/2018	4.33000	0.12470
BUILD AMERICA BONDS INCOME TRUST SERIES 79	45-2558034	12007A139	12007A121				BABS79	9/10/2018	4.32000	0.12442
BUILD AMERICA BONDS INCOME TRUST SERIES 79	45-2558034	12007A139	12007A121				BABS79	10/10/2018	4.32000	0.12442
BUILD AMERICA BONDS INCOME TRUST SERIES 79	45-2558034	12007A139	12007A121				BABS79	11/10/2018	4.31000	0.12413
BUILD AMERICA BONDS INCOME TRUST SERIES 79	45-2558034	12007A139	12007A121				BABS79	12/10/2018	4.32000	0.12442
BUILD AMERICA BONDS INCOME TRUST SERIES 80	45-2604579	12007A154	12007A147				BABS80	1/10/2018	4.48000	0.11066
BUILD AMERICA BONDS INCOME TRUST SERIES 80	45-2604579	12007A154	12007A147				BABS80	2/10/2018	4.49000	0.11090
BUILD AMERICA BONDS INCOME TRUST SERIES 80	45-2604579	12007A154	12007A147				BABS80	3/10/2018	4.49000	0.11090
BUILD AMERICA BONDS INCOME TRUST SERIES 80	45-2604579	12007A154	12007A147				BABS80	4/10/2018	4.50000	0.11115
BUILD AMERICA BONDS INCOME TRUST SERIES 80	45-2604579	12007A154	12007A147				BABS80	5/10/2018	4.49000	0.11090
BUILD AMERICA BONDS INCOME TRUST SERIES 80	45-2604579	12007A154	12007A147				BABS80	6/10/2018	4.49000	0.11090
BUILD AMERICA BONDS INCOME TRUST SERIES 80	45-2604579	12007A154	12007A147				BABS80	7/10/2018	4.49000	0.11090
BUILD AMERICA BONDS INCOME TRUST SERIES 80	45-2604579	12007A154	12007A147				BABS80	8/10/2018	4.49000	0.11090
BUILD AMERICA BONDS INCOME TRUST SERIES 80	45-2604579	12007A154	12007A147				BABS80	9/10/2018	4.49000	0.11090
BUILD AMERICA BONDS INCOME TRUST SERIES 80	45-2604579	12007A154	12007A147				BABS80	10/10/2018	4.49000	0.11090
BUILD AMERICA BONDS INCOME TRUST SERIES 80	45-2604579	12007A154	12007A147				BABS80	11/10/2018	4.47000	0.11041
BUILD AMERICA BONDS INCOME TRUST SERIES 80	45-2604579	12007A154	12007A147				BABS80	12/10/2018	4.48000	0.11066
BUILD AMERICA BONDS INCOME TRUST SERIES 3	27-0643040	12008A146	12008A153				BABS3	12/19/2018	3.52000	0.08589
BUILD AMERICA BONDS INCOME TRUST SERIES 7	27-0862653	12008A229	12008A237				BABS7	12/10/2018	34.60000	25.81160
BUILD AMERICA BONDS INCOME TRUST SERIES 9	27-0971085	12008A260	12008A278				BABS9	12/19/2018	0.80000	0.04568
BUILD AMERICA BONDS INCOME TRUST SERIES 11	27-1094189	12008A302	12008A310				BABS11	12/19/2018	0.55000	0.04433
BUILD AMERICA BONDS INCOME TRUST SERIES 12	27-1112861	12008A328	12008A336				BABS12	12/19/2018	0.34000	0.08208
BUILD AMERICA BONDS INCOME TRUST SERIES 13	27-1166700	12008A344	12008A351				BABS13	3/10/2018	7.54000	4.99676
BUILD AMERICA BONDS INCOME TRUST SERIES 13	27-1166700	12008A344	12008A351				BABS13	11/10/2018	8.97000	5.94442
BUILD AMERICA BONDS INCOME TRUST SERIES 15	27-1246780	12008A385	12008A393				BABS15	10/10/2018	33.44000	32.04221
BUILD AMERICA BONDS INCOME TRUST SERIES 16	27-1296029	12008A401	12008A419				BABS16	10/10/2018	23.58000	23.01172
BUILD AMERICA BONDS INCOME TRUST SERIES 17	27-1333201	12008A427	12008A435				BABS17	10/10/2018	11.69000	10.99094
BUILD AMERICA BONDS INCOME TRUST SERIES 20	27-1521170	12008A484	12008A492				BABS20	12/19/2018	5.83000	0.06355

Issuer's Name	EIN	CUSIP 1	CUSIP 2	CUSIP 3	CUSIP 4	CUSIP 5	Ticker Symbol	Date of Corporate Action	Distribution Per Unit	Per Unit Reduction of Taxpayer's Basis
BUILD AMERICA BONDS INCOME TRUST SERIES 24	27-1766213	12008A567	12008A575				BABS24	1/10/2018	4.56000	0.00091
BUILD AMERICA BONDS INCOME TRUST SERIES 24	27-1766213	12008A567	12008A575				BABS24	2/10/2018	4.54000	0.00091
BUILD AMERICA BONDS INCOME TRUST SERIES 24	27-1766213	12008A567	12008A575				BABS24	3/10/2018	4.55000	0.00091
BUILD AMERICA BONDS INCOME TRUST SERIES 24	27-1766213	12008A567	12008A575				BABS24	4/10/2018	4.56000	0.00091
BUILD AMERICA BONDS INCOME TRUST SERIES 24	27-1766213	12008A567	12008A575				BABS24	5/10/2018	4.55000	0.00091
BUILD AMERICA BONDS INCOME TRUST SERIES 24	27-1766213	12008A567	12008A575				BABS24	6/10/2018	4.55000	0.00091
BUILD AMERICA BONDS INCOME TRUST SERIES 24	27-1766213	12008A567	12008A575				BABS24	7/10/2018	4.55000	0.00091
BUILD AMERICA BONDS INCOME TRUST SERIES 24	27-1766213	12008A567	12008A575				BABS24	8/10/2018	4.55000	0.00091
BUILD AMERICA BONDS INCOME TRUST SERIES 24	27-1766213	12008A567	12008A575				BABS24	9/10/2018	4.54000	0.00091
BUILD AMERICA BONDS INCOME TRUST SERIES 24	27-1766213	12008A567	12008A575				BABS24	10/10/2018	4.55000	0.00091
BUILD AMERICA BONDS INCOME TRUST SERIES 24	27-1766213	12008A567	12008A575				BABS24	11/10/2018	4.54000	0.00091
BUILD AMERICA BONDS INCOME TRUST SERIES 24	27-1766213	12008A567	12008A575				BABS24	12/10/2018	4.53000	0.00091
BUILD AMERICA BONDS INCOME TRUST SERIES 24	27-1766213	12008A567	12008A575				BABS24	12/19/2018	8.34000	0.02919
BUILD AMERICA INCOME TRUST SERIES 28	27-1974733	12008A641	12008A658				BABS28	12/19/2018	9.00000	0.01350
BUILD AMERICA BONDS INCOME TRUST SERIES 31	27-2204980	12008A708	12008A716				BABS31	5/10/2018	24.28000	16.08307
BUILD AMERICA BONDS INCOME TRUST SERIES 32	27-2291908	12008A724	12008A732				BABS32	5/10/2018	11.00000	6.75510
BUILD AMERICA BONDS INCOME TRUST SERIES 38	27-2775589	12008A856	12008A849				BABS38	1/10/2018	4.29000	0.09953
BUILD AMERICA BONDS INCOME TRUST SERIES 38	27-2775589	12008A856	12008A849				BABS38	2/10/2018	4.29000	0.09953
BUILD AMERICA BONDS INCOME TRUST SERIES 38	27-2775589	12008A856	12008A849				BABS38	3/10/2018	4.29000	0.09953
BUILD AMERICA BONDS INCOME TRUST SERIES 38	27-2775589	12008A856	12008A849				BABS38	4/10/2018	4.31000	0.09999
BUILD AMERICA BONDS INCOME TRUST SERIES 38	27-2775589	12008A856	12008A849				BABS38	5/10/2018	4.31000	0.09999
BUILD AMERICA BONDS INCOME TRUST SERIES 38	27-2775589	12008A856	12008A849				BABS38	6/10/2018	4.29000	0.09953
BUILD AMERICA BONDS INCOME TRUST SERIES 38	27-2775589	12008A856	12008A849				BABS38	7/10/2018	4.31000	0.09999
BUILD AMERICA BONDS INCOME TRUST SERIES 38	27-2775589	12008A856	12008A849				BABS38	8/10/2018	4.30000	0.09976
BUILD AMERICA BONDS INCOME TRUST SERIES 38	27-2775589	12008A856	12008A849				BABS38	9/10/2018	4.30000	0.09976
BUILD AMERICA BONDS INCOME TRUST SERIES 38	27-2775589	12008A856	12008A849				BABS38	10/10/2018	4.30000	0.09976
BUILD AMERICA BONDS INCOME TRUST SERIES 38	27-2775589	12008A856	12008A849				BABS38	11/10/2018	4.30000	0.09976
BUILD AMERICA BONDS INCOME TRUST SERIES 38	27-2775589	12008A856	12008A849				BABS38	12/10/2018	4.29000	0.09953
BUILD AMERICA BONDS INCOME TRUST SERIES 38	27-2775589	12008A856	12008A849				BABS38	12/10/2018	10.18000	7.22169
BUILD AMERICA BONDS INCOME TRUST SERIES 53	27-3629352	12008C373	12008C365				BABS53	5/10/2018	26.09000	19.66142
BUILD AMERICA BONDS INCOME TRUST SERIES 60	27-4220305	12008C522	12008C514				BABS60	12/19/2018	0.54000	0.01388
BUILD AMERICA BONDS INCOME TRUST SERIES 67	27-5077365	12008C662	12008C654				BABS67	1/10/2018	4.65000	0.05301
BUILD AMERICA BONDS INCOME TRUST SERIES 67	27-5077365	12008C662	12008C654				BABS67	2/10/2018	4.66000	0.05312
BUILD AMERICA BONDS INCOME TRUST SERIES 67	27-5077365	12008C662	12008C654				BABS67	3/10/2018	4.66000	0.05312
BUILD AMERICA BONDS INCOME TRUST SERIES 67	27-5077365	12008C662	12008C654				BABS67	4/10/2018	4.66000	0.05312
BUILD AMERICA BONDS INCOME TRUST SERIES 67	27-5077365	12008C662	12008C654				BABS67	5/10/2018	4.65000	0.05301
BUILD AMERICA BONDS INCOME TRUST SERIES 67	27-5077365	12008C662	12008C654				BABS67	6/10/2018	4.65000	0.05301
BUILD AMERICA BONDS INCOME TRUST SERIES 67	27-5077365	12008C662	12008C654				BABS67	7/10/2018	4.65000	0.05301
BUILD AMERICA BONDS INCOME TRUST SERIES 67	27-5077365	12008C662	12008C654				BABS67	8/10/2018	4.63000	0.05278
BUILD AMERICA BONDS INCOME TRUST SERIES 67	27-5077365	12008C662	12008C654				BABS67	9/10/2018	4.65000	0.05301
BUILD AMERICA BONDS INCOME TRUST SERIES 67	27-5077365	12008C662	12008C654				BABS67	10/10/2018	4.64000	0.05290
BUILD AMERICA BONDS INCOME TRUST SERIES 67	27-5077365	12008C662	12008C654				BABS67	11/10/2018	4.65000	0.05301
BUILD AMERICA BONDS INCOME TRUST SERIES 67	27-5077365	12008C662	12008C654				BABS67	12/10/2018	4.64000	0.05290
BUILD AMERICA BONDS INCOME TRUST SERIES 68	27-5272255	12008C688	12008C670				BABS68	1/10/2018	4.66000	0.02796
BUILD AMERICA BONDS INCOME TRUST SERIES 68	27-5272255	12008C688	12008C670				BABS68	2/10/2018	4.65000	0.02790
BUILD AMERICA BONDS INCOME TRUST SERIES 68	27-5272255	12008C688	12008C670				BABS68	3/10/2018	4.67000	0.02802
BUILD AMERICA BONDS INCOME TRUST SERIES 68	27-5272255	12008C688	12008C670				BABS68	4/10/2018	4.65000	0.02790
BUILD AMERICA BONDS INCOME TRUST SERIES 68	27-5272255	12008C688	12008C670				BABS68	5/10/2018	4.64000	0.02784
BUILD AMERICA BONDS INCOME TRUST SERIES 68	27-5272255	12008C688	12008C670				BABS68	6/10/2018	4.65000	0.02790
BUILD AMERICA BONDS INCOME TRUST SERIES 68	27-5272255	12008C688	12008C670				BABS68	7/10/2018	4.64000	0.02784
BUILD AMERICA BONDS INCOME TRUST SERIES 68	27-5272255	12008C688	12008C670				BABS68	8/10/2018	4.64000	0.02784
BUILD AMERICA BONDS INCOME TRUST SERIES 68	27-5272255	12008C688	12008C670				BABS68	9/10/2018	4.64000	0.02784
BUILD AMERICA BONDS INCOME TRUST SERIES 68	27-5272255	12008C688	12008C670				BABS68	10/10/2018	4.65000	0.02790
BUILD AMERICA BONDS INCOME TRUST SERIES 68	27-5272255	12008C688	12008C670				BABS68	11/10/2018	4.64000	0.02784
BUILD AMERICA BONDS INCOME TRUST SERIES 68	27-5272255	12008C688	12008C670				BABS68	12/10/2018	4.64000	0.02784
BUILD AMERICA BONDS INCOME TRUST SERIES 69	27-5460071	12008C704	12008C696				BABS69	1/10/2018	4.76000	0.06331
BUILD AMERICA BONDS INCOME TRUST SERIES 69	27-5460071	12008C704	12008C696				BABS69	2/10/2018	4.76000	0.06331

Issuer's Name	EIN	CUSIP 1	CUSIP 2	CUSIP 3	CUSIP 4	CUSIP 5	Ticker Symbol	Date of Corporate Action	Distribution Per Unit	Per Unit Reduction of Taxpayer's Basis
BUILD AMERICA BONDS INCOME TRUST 10-20 YEAR SERIES27	27-4659947	12008M637	12008M629				LBAB27	8/10/2018	4.12000	0.00124
BUILD AMERICA BONDS INCOME TRUST 10-20 YEAR SERIES27	27-4659947	12008M637	12008M629				LBAB27	9/10/2018	4.12000	0.00124
BUILD AMERICA BONDS INCOME TRUST 10-20 YEAR SERIES27	27-4659947	12008M637	12008M629				LBAB27	10/10/2018	4.12000	0.00124
BUILD AMERICA BONDS INCOME TRUST 10-20 YEAR SERIES27	27-4659947	12008M637	12008M629				LBAB27	11/10/2018	4.12000	0.00124
BUILD AMERICA BONDS INCOME TRUST 10-20 YEAR SERIES27	27-4659947	12008M637	12008M629				LBAB27	12/10/2018	4.12000	0.00124
CALIFORNIA INSURED MUNICIPALS TRST SERIES 247	11-3797673	13033V204					I-CA247	1/10/2018	0.08000	0.05118
CALIFORNIA INSURED MUNICIPALS TRST SERIES 247	11-3797673	13033V204					I-CA247	2/10/2018	0.07000	0.04479
CALIFORNIA INSURED MUNICIPALS TRST SERIES 247	11-3797673	13033V204					I-CA247	3/10/2018	0.08000	0.05118
CALIFORNIA INSURED MUNICIPALS TRST SERIES 247	11-3797673	13033V204					I-CA247	4/10/2018	0.07000	0.04479
CALIFORNIA INSURED MUNICIPALS TRST SERIES 247	11-3797673	13033V204					I-CA247	5/10/2018	0.08000	0.05118
CALIFORNIA INSURED MUNICIPALS TRST SERIES 247	11-3797673	13033V204					I-CA247	6/10/2018	0.07000	0.04479
CALIFORNIA INSURED MUNICIPALS TRST SERIES 247	11-3797673	13033V204					I-CA247	7/10/2018	0.08000	0.05118
CALIFORNIA INSURED MUNICIPALS TRST SERIES 247	11-3797673	13033V204					I-CA247	8/10/2018	0.07000	0.04479
CALIFORNIA INSURED MUNICIPALS TRST SERIES 247	11-3797673	13033V204					I-CA247	9/10/2018	0.08000	0.05118
CALIFORNIA INSURED MUNICIPALS TRST SERIES 247	11-3797673	13033V204					I-CA247	10/10/2018	0.08000	0.05118
CALIFORNIA INSURED MUNICIPALS TRST SERIES 247	11-3797673	13033V204					I-CA247	11/10/2018	0.07000	0.04479
CALIFORNIA INSURED MUNICIPALS TRST SERIES 247	11-3797673	13033V204					I-CA247	12/10/2018	0.08000	0.05118
CALIFORNIA INSURED MUNICIPALS TRST SERIES 247	11-3797673	13033V212					I-CA247	1/10/2018	0.45000	0.28791
CALIFORNIA INSURED MUNICIPALS TRST SERIES 247	11-3797673	13033V212					I-CA247	7/10/2018	0.46000	0.29431
CALIFORNIA INSURED MUNICIPALS INCOME TRUST, SERIES248	11-3804680	13033V220					I-CA248	1/10/2018	0.16000	0.04706
CALIFORNIA INSURED MUNICIPALS INCOME TRUST, SERIES248	11-3804680	13033V220					I-CA248	2/10/2018	0.17000	0.05000
CALIFORNIA INSURED MUNICIPALS INCOME TRUST, SERIES248	11-3804680	13033V220					I-CA248	3/10/2018	0.17000	0.05000
CALIFORNIA INSURED MUNICIPALS INCOME TRUST, SERIES248	11-3804680	13033V220					I-CA248	4/10/2018	0.17000	0.05000
CALIFORNIA INSURED MUNICIPALS INCOME TRUST, SERIES248	11-3804680	13033V220					I-CA248	5/10/2018	0.17000	0.05000
CALIFORNIA INSURED MUNICIPALS INCOME TRUST, SERIES248	11-3804680	13033V238					I-CA248	1/10/2018	1.20000	0.35292
CALIFORNIA INSURED MUNICIPALS INCOME TRUST, SERIES248	11-3804680	13033V238	13033V220				I-CA248	1/10/2018	2.21000	2.21000
CALIFORNIA INSURED MUNICIPALS INCOME TRUST SER 249	11-3818730	13033V295	13033V287				I-CA249	5/10/2018	33.74000	33.41947
CALIFORNIA INSURED MUNICIPALS INCOME TRUST SER 249	11-3818730	13033V295	13033V287				I-CA249	6/10/2018	52.81000	52.30831
CALIFORNIA INSURED MUNICIPAL INCOME TRUST, SERIES250	11-3819609	13033V303					I-CA250	1/10/2018	0.03000	0.03000
CALIFORNIA INSURED MUNICIPAL INCOME TRUST, SERIES250	11-3819609	13033V311					I-CA250	1/10/2018	2.45000	2.45000
CALIFORNIA INSURED MUNICIPALS INCOME TRUST, SERIES251	11-3824304	13033V337	13033V329				I-CA251	10/10/2018	147.37000	144.99734
CALIFORNIA INVESTORS QUALITY TAX-EXEMPT TRUSTSERIES 36	27-0970915	130350291	130350267				Q-CA36	2/10/2018	41.06000	40.68635
CALIFORNIA INVESTORS QUALITY TAX-EXEMPT TRUSTSERIES 36	27-0970915	130350291	130350267				Q-CA36	6/10/2018	235.94000	233.79295
CALIFORNIA INVESTORS' QUALITY TAX-EXEMPT TRUST,SERIES 23	11-3834046	130350457	130350440				Q-CA23	2/10/2018	53.60000	53.09616
CALIFORNIA INV QUAL T/E TR SER 24	11-3839431	130350473	130350465				Q-CA24	4/10/2018	112.89000	112.78840
CALIFORNIA INVESTORS' QUALITY TAX-EXEMPT TRUST,SERIES 25	11-3841992	130350499	130350481				Q-CA25	2/10/2018	117.18000	115.02389
CALIFORNIA INVESTORS' QUALITY TAX-EXEMPT TRUST,SERIES 25	11-3841992	130350499	130350481				Q-CA25	3/10/2018	106.72000	104.75635
CALIFORNIA INVESTORS' QUALITY TAX-EXEMPT TRUST,SERIES 25	11-3841992	130350499	130350481				Q-CA25	5/10/2018	65.53000	64.32425
CALIFORNIA INVESTORS' QUALITY TAX-EXEMPT TRUST,SERIES 26	30-0492345	130350515	130350507				Q-CA26	2/10/2018	67.10000	65.61709
CALIFORNIA INVESTORS' QUALITY TAX-EXEMPT TRUST,SERIES 26	30-0492345	130350515	130350507				Q-CA26	3/10/2018	97.36000	95.20834
CALIFORNIA INVESTORS' QUALITY TAX-EXEMPT TRUST,SERIES 26	30-0492345	130350515	130350507				Q-CA26	7/10/2018	96.95000	94.80741
CALIFORNIA INVESTORS' QUALITY TAX-EXEMPT TRUST,SERIES 26	30-0492345	130350515	130350507				Q-CA26	8/10/2018	60.74000	59.39765
CALIFORNIA INVESTORS' QUALITY TAX-EXEMPT TRUST,SERIES 26	30-0492345	130350515	130350507				Q-CA26	9/10/2018	61.61000	60.24842
CALIFORNIA INVESTORS' QUALITY TAX-EXEMPT TRUST,SERIES 27	32-0259619	130350531	130350523				Q-CA27	6/10/2018	32.10000	27.55785
CALIFORNIA INVESTORS' QUALITY TAX-EXEMPT TRUST,SERIES 27	32-0259619	130350531	130350523				Q-CA27	8/10/2018	144.45000	124.01033
CALIFORNIA INVESTORS' QUALITY TAX-EXEMPT TRUST,SERIES 27	32-0259619	130350531	130350523				Q-CA27	9/10/2018	37.32000	32.03922
CALIFORNIA INVESTORS'QUALITY TAX-EXEMPT TRUST,SERIES 28	26-3984087	130350556	130350549				Q-CA28	6/10/2018	67.10000	64.28180
CALIFORNIA INVESTORS'QUALITY TAX-EXEMPT TRUST,SERIES 28	26-3984087	130350556	130350549				Q-CA28	8/10/2018	15.55000	14.89690
CALIFORNIA INVESTORS' QUALITY TAX-EXEMPT TRUST,SERIES 29	26-4148300	130350572	130350564				Q-CA29	1/10/2018	35.72000	34.09474
CALIFORNIA INVESTORS' QUALITY TAX-EXEMPT TRUST,SERIES 29	26-4148300	130350572	130350564				Q-CA29	2/10/2018	94.15000	89.86618
CALIFORNIA INVESTORS' QUALITY TAX-EXEMPT TRUST,SERIES 29	26-4148300	130350572	130350564				Q-CA29	7/10/2018	77.76000	74.22192
CALIFORNIA INVESTORS' QUALITY TAX-EXEMPT TRUST,SERIES 30	26-4341044	130350598	130350580				Q-CA30	6/10/2018	19.08000	18.71176
CALIFORNIA INVESTORS' QUALITY TAX-EXEMPT TRUST,SERIES 30	26-4341044	130350598	130350580				Q-CA30	8/10/2018	176.65000	173.24066

Issuer's Name	EIN	CUSIP 1	CUSIP 2	CUSIP 3	CUSIP 4	CUSIP 5	Ticker Symbol	Date of Corporate Action	Distribution Per Unit	Per Unit Reduction of Taxpayer's Basis
CALIFORNIA INVESTORS' QUALITY TAX-EXEMPT TRUST,SERIES 30	26-4341044	130350598	130350580				Q-CA30	11/10/2018	29.17000	28.60702
CALIFORNIA INVESTORS' QUALITY TAX-EXEMPT TRUST,SERIES 30	26-4341044	130350598	130350580				Q-CA30	12/10/2018	48.90000	47.95623
CALIFORNIA INVESTORS QUALITY TAX-EXEMPT TRUSTSERIES 31	26-4537990	130350614	130350606				Q-CA31	4/10/2018	13.03000	12.69513
CALIFORNIA INVESTORS QUALITY TAX-EXEMPT TRUSTSERIES 31	26-4537990	130350614	130350606				Q-CA31	8/10/2018	190.31000	185.41903
CALIFORNIA INVESTORS QUALITY TAX-EXEMPT TRUSTSERIES 31	26-4537990	130350614	130350606				Q-CA31	9/10/2018	82.40000	80.28232
CALIFORNIA INVESTORS QUALITY TAX-EXEMPT TRUSTSERIES 32	26-4698906	130350630	130350622				Q-CA32	1/10/2018	1.39000	0.02419
CALIFORNIA INVESTORS QUALITY TAX-EXEMPT TRUSTSERIES 32	26-4698906	130350630	130350622				Q-CA32	2/10/2018	1.33000	0.02314
CALIFORNIA INVESTORS QUALITY TAX-EXEMPT TRUSTSERIES 32	26-4698906	130350630	130350622				Q-CA32	3/10/2018	1.34000	0.02332
CALIFORNIA INVESTORS QUALITY TAX-EXEMPT TRUSTSERIES 32	26-4698906	130350630	130350622				Q-CA32	4/10/2018	1.32000	0.02297
CALIFORNIA INVESTORS QUALITY TAX-EXEMPT TRUSTSERIES 32	26-4698906	130350630	130350622				Q-CA32	5/10/2018	1.30000	0.02262
CALIFORNIA INVESTORS QUALITY TAX-EXEMPT TRUSTSERIES 32	26-4698906	130350630	130350622				Q-CA32	6/10/2018	1.28000	0.02227
CALIFORNIA INVESTORS QUALITY TAX-EXEMPT TRUSTSERIES 32	26-4698906	130350630	130350622				Q-CA32	7/10/2018	1.44000	0.02506
CALIFORNIA INVESTORS QUALITY TAX-EXEMPT TRUSTSERIES 32	26-4698906	130350630	130350622				Q-CA32	8/10/2018	1.29000	0.02245
CALIFORNIA INVESTORS QUALITY TAX-EXEMPT TRUSTSERIES 32	26-4698906	130350630	130350622				Q-CA32	9/10/2018	1.29000	0.02245
CALIFORNIA INVESTORS QUALITY TAX-EXEMPT TRUSTSERIES 32	26-4698906	130350630	130350622				Q-CA32	10/10/2018	1.29000	0.02245
CALIFORNIA INVESTORS QUALITY TAX-EXEMPT TRUSTSERIES 32	26-4698906	130350630	130350622				Q-CA32	11/10/2018	1.22000	0.02123
CALIFORNIA INVESTORS QUALITY TAX-EXEMPT TRUSTSERIES 32	26-4698906	130350630	130350622				Q-CA32	11/10/2018	48.83000	47.84852
CALIFORNIA INVESTORS QUALITY TAX-EXEMPT TRUSTSERIES 32	26-4698906	130350630	130350622				Q-CA32	12/10/2018	1.07000	0.01862
CALIFORNIA INVESTORS QUALITY TAX-EXEMPT TRUSTSERIES 33	27-0292013	130350655	130350648				Q-CA33	2/10/2018	269.65000	242.25356
CALIFORNIA INVESTORS QUALITY TAX-EXEMPT TRUSTSERIES 33	27-0292013	130350655	130350648				Q-CA33	11/10/2018	61.81000	55.53010
CALIFORNIA INVESTORS QUALITY TAX-EXEMPT TRUSTSERIES 34	27-0496742	130350671	130350663				Q-CA34	6/10/2018	12.45000	10.99211
CALIFORNIA INVESTORS QUALITY TAX-EXEMPT TRUSTSERIES 34	27-0496742	130350671	130350663				Q-CA34	9/10/2018	72.79000	64.26629
CALIFORNIA INVESTORS QUALITY TAX-EXEMPT TRUSTSERIES 35	27-0800652	130350697	130350689				Q-CA35	4/10/2018	105.79000	102.52109
CALIFORNIA INVESTORS QUALITY TAX-EXEMPT TRUSTSERIES 35	27-0800652	130350697	130350689				Q-CA35	5/10/2018	29.78000	28.85980
CALIFORNIA INVESTORS QUALITY TAX-EXEMPT TRUSTSERIES 37	27-1217491	130350713	130350705				Q-CA37	8/10/2018	157.18000	154.66512
CALIFORNIA INVESTORS QUALITY TAX-EXEMPT TRUSTSERIES 38	27-1392970	130350739	130350721				Q-CA38	3/10/2018	80.40000	77.92368
CALIFORNIA INVESTORS QUALITY TAX-EXEMPT TRUSTSERIES 38	27-1392970	130350739	130350721				Q-CA38	4/10/2018	45.08000	43.69154
CALIFORNIA INVESTORS QUALITY TAX-EXEMPT TRUSTSERIES 38	27-1392970	130350739	130350721				Q-CA38	6/10/2018	54.36000	52.68571
CALIFORNIA INVESTORS QUALITY TAX-EXEMPT TRUSTSERIES 38	27-1392970	130350739	130350721				Q-CA38	11/10/2018	33.77000	32.72988
CALIFORNIA INVESTORS QUALITY TAX-EXEMPT TRUSTSERIES 39	27-1612059	130350754	130350747				Q-CA39	6/10/2018	66.84000	66.24512
CALIFORNIA INVESTORS QUALITY TAX-EXEMPT TRUSTSERIES 39	27-1612059	130350754	130350747				Q-CA39	8/10/2018	32.27000	31.98280
CALIFORNIA INVESTORS' QUALITY TAX-EXEMPT TRUSTSERIES 40	27-2141565	130350770	130350762				Q-CA40	1/10/2018	1.82000	0.07098
CALIFORNIA INVESTORS' QUALITY TAX-EXEMPT TRUSTSERIES 40	27-2141565	130350770	130350762				Q-CA40	2/10/2018	1.81000	0.07059
CALIFORNIA INVESTORS' QUALITY TAX-EXEMPT TRUSTSERIES 40	27-2141565	130350770	130350762				Q-CA40	3/10/2018	1.79000	0.06981
CALIFORNIA INVESTORS' QUALITY TAX-EXEMPT TRUSTSERIES 40	27-2141565	130350770	130350762				Q-CA40	3/10/2018	16.94000	16.47584
CALIFORNIA INVESTORS' QUALITY TAX-EXEMPT TRUSTSERIES 40	27-2141565	130350770	130350762				Q-CA40	4/10/2018	1.74000	0.06786
CALIFORNIA INVESTORS' QUALITY TAX-EXEMPT TRUSTSERIES 40	27-2141565	130350770	130350762				Q-CA40	5/10/2018	1.76000	0.06864
CALIFORNIA INVESTORS' QUALITY TAX-EXEMPT TRUSTSERIES 40	27-2141565	130350770	130350762				Q-CA40	6/10/2018	1.74000	0.06786
CALIFORNIA INVESTORS' QUALITY TAX-EXEMPT TRUSTSERIES 40	27-2141565	130350770	130350762				Q-CA40	7/10/2018	1.74000	0.06786
CALIFORNIA INVESTORS' QUALITY TAX-EXEMPT TRUSTSERIES 40	27-2141565	130350770	130350762				Q-CA40	8/10/2018	1.73000	0.06747
CALIFORNIA INVESTORS' QUALITY TAX-EXEMPT TRUSTSERIES 40	27-2141565	130350770	130350762				Q-CA40	9/10/2018	1.75000	0.06825
CALIFORNIA INVESTORS' QUALITY TAX-EXEMPT TRUSTSERIES 40	27-2141565	130350770	130350762				Q-CA40	10/10/2018	1.74000	0.06786
CALIFORNIA INVESTORS' QUALITY TAX-EXEMPT TRUSTSERIES 40	27-2141565	130350770	130350762				Q-CA40	11/10/2018	1.71000	0.06669
CALIFORNIA INVESTORS' QUALITY TAX-EXEMPT TRUSTSERIES 40	27-2141565	130350770	130350762				Q-CA40	11/10/2018	26.41000	25.68637
CALIFORNIA INVESTORS' QUALITY TAX-EXEMPT TRUSTSERIES 40	27-2141565	130350770	130350762				Q-CA40	12/10/2018	1.61000	0.06279
CALIFORNIA INVESTORS' QUALITY TAX-EXEMPT TRUSTSERIES 41	27-2821889	130350796	130350788				Q-CA41	2/10/2018	68.01000	67.00345
CALIFORNIA INVESTORS' QUALITY TAX-EXEMPT TRUSTSERIES 41	27-2821889	130350796	130350788				Q-CA41	4/10/2018	48.78000	48.05806
CALIFORNIA INVESTORS' QUALITY TAX-EXEMPT TRUSTSERIES 41	27-2821889	130350796	130350788				Q-CA41	8/10/2018	83.96000	82.71739
CALIFORNIA INVESTORS QUALITY TAX-EXEMPT TRUSTSERIES 42	27-3306560	130350812	130350804				Q-CA42	9/10/2018	66.36000	66.13438
CALIFORNIA INVESTORS QUALITY TAX-EXEMPT TRUSTSERIES 42	27-3306560	130350812	130350804				Q-CA42	11/10/2018	69.85000	69.61251
CALIFORNIA INVESTORS QUALITY TAX-EXEMPT TRUSTSERIES 43	27-3574690	130350838	130350820				Q-CA43	8/10/2018	168.02000	162.27372
CALIFORNIA INVESTORS' QUALITY TAX-EXEMPT TRUSTSERIES 44	45-1498093	130350853	130350846				Q-CA44	1/10/2018	2.80000	0.25760
CALIFORNIA INVESTORS' QUALITY TAX-EXEMPT TRUSTSERIES 44	45-1498093	130350853	130350846				Q-CA44	2/10/2018	2.77000	0.25484
CALIFORNIA INVESTORS' QUALITY TAX-EXEMPT TRUSTSERIES 44	45-1498093	130350853	130350846				Q-CA44	2/10/2018	33.96000	33.64417

Issuer's Name	EIN	CUSIP 1	CUSIP 2	CUSIP 3	CUSIP 4	CUSIP 5	Ticker Symbol	Date of Corporate Action	Distribution Per Unit	Per Unit Reduction of Taxpayer's Basis
CALIFORNIA INVESTORS' QUALITY TAX-EXEMPT TRUSTSERIES 49	35-2466469	130351190	130351182				Q-CA49	1/10/2018	2.87000	0.50397
CALIFORNIA INVESTORS' QUALITY TAX-EXEMPT TRUSTSERIES 49	35-2466469	130351190	130351182				Q-CA49	2/10/2018	2.87000	0.50397
CALIFORNIA INVESTORS' QUALITY TAX-EXEMPT TRUSTSERIES 49	35-2466469	130351190	130351182				Q-CA49	3/10/2018	2.86000	0.50222
CALIFORNIA INVESTORS' QUALITY TAX-EXEMPT TRUSTSERIES 49	35-2466469	130351190	130351182				Q-CA49	4/10/2018	2.87000	0.50397
CALIFORNIA INVESTORS' QUALITY TAX-EXEMPT TRUSTSERIES 49	35-2466469	130351190	130351182				Q-CA49	5/10/2018	2.87000	0.50397
CALIFORNIA INVESTORS' QUALITY TAX-EXEMPT TRUSTSERIES 49	35-2466469	130351190	130351182				Q-CA49	6/10/2018	2.85000	0.50046
CALIFORNIA INVESTORS' QUALITY TAX-EXEMPT TRUSTSERIES 49	35-2466469	130351190	130351182				Q-CA49	7/10/2018	2.86000	0.50222
CALIFORNIA INVESTORS' QUALITY TAX-EXEMPT TRUSTSERIES 49	35-2466469	130351190	130351182				Q-CA49	8/10/2018	2.86000	0.50222
CALIFORNIA INVESTORS' QUALITY TAX-EXEMPT TRUSTSERIES 49	35-2466469	130351190	130351182				Q-CA49	9/10/2018	2.87000	0.50397
CALIFORNIA INVESTORS' QUALITY TAX-EXEMPT TRUSTSERIES 49	35-2466469	130351190	130351182				Q-CA49	10/10/2018	2.81000	0.49344
CALIFORNIA INVESTORS' QUALITY TAX-EXEMPT TRUSTSERIES 49	35-2466469	130351190	130351182				Q-CA49	11/10/2018	2.81000	0.49344
CALIFORNIA INVESTORS' QUALITY TAX-EXEMPT TRUSTSERIES 49	35-2466469	130351190	130351182				Q-CA49	12/10/2018	2.84000	0.49870
CLAYMORE SECURITIES DEFINED PORTFOLIOS GNMA SER 16	55-0884783	183840222					DGNMA16	1/15/2018	0.00064	0.00002
CLAYMORE SECURITIES DEFINED PORTFOLIOS GNMA SER 16	55-0884783	183840222					DGNMA16	1/15/2018	0.00304	0.00304
CLAYMORE SECURITIES DEFINED PORTFOLIOS GNMA SER 16	55-0884783	183840222					DGNMA16	2/15/2018	0.00063	0.00002
CLAYMORE SECURITIES DEFINED PORTFOLIOS GNMA SER 16	55-0884783	183840222					DGNMA16	3/15/2018	0.00062	0.00002
CLAYMORE SECURITIES DEFINED PORTFOLIOS GNMA SER 16	55-0884783	183840222					DGNMA16	3/15/2018	0.00096	0.00096
CLAYMORE SECURITIES DEFINED PORTFOLIOS GNMA SER 16	55-0884783	183840222					DGNMA16	4/15/2018	0.00062	0.00002
CLAYMORE SECURITIES DEFINED PORTFOLIOS GNMA SER 16	55-0884783	183840222					DGNMA16	4/15/2018	0.00384	0.00384
CLAYMORE SECURITIES DEFINED PORTFOLIOS GNMA SER 16	55-0884783	183840222					DGNMA16	5/15/2018	0.00061	0.00002
CLAYMORE SECURITIES DEFINED PORTFOLIOS GNMA SER 16	55-0884783	183840222					DGNMA16	6/15/2018	0.00009	0.00009
CLAYMORE SECURITIES DEFINED PORTFOLIOS GNMA SER 16	55-0884783	183840222					DGNMA16	6/15/2018	0.00061	0.00002
CLAYMORE SECURITIES DEFINED PORTFOLIOS GNMA SER 16	55-0884783	183840222					DGNMA16	7/15/2018	0.00060	0.00002
CLAYMORE SECURITIES DEFINED PORTFOLIOS GNMA SER 16	55-0884783	183840222					DGNMA16	7/15/2018	0.00203	0.00203
CLAYMORE SECURITIES DEFINED PORTFOLIOS GNMA SER 16	55-0884783	183840222					DGNMA16	8/15/2018	0.00060	0.00002
CLAYMORE SECURITIES DEFINED PORTFOLIOS GNMA SER 16	55-0884783	183840222					DGNMA16	9/15/2018	0.00038	0.00038
CLAYMORE SECURITIES DEFINED PORTFOLIOS GNMA SER 16	55-0884783	183840222					DGNMA16	9/15/2018	0.00059	0.00002
CLAYMORE SECURITIES DEFINED PORTFOLIOS GNMA SER 16	55-0884783	183840222					DGNMA16	10/15/2018	0.00060	0.00002
CLAYMORE SECURITIES DEFINED PORTFOLIOS GNMA SER 16	55-0884783	183840222					DGNMA16	10/15/2018	0.00114	0.00114
CLAYMORE SECURITIES DEFINED PORTFOLIOS GNMA SER 16	55-0884783	183840222					DGNMA16	11/15/2018	0.00058	0.00002
CLAYMORE SECURITIES DEFINED PORTFOLIOS GNMA SER 16	55-0884783	183840222					DGNMA16	11/15/2018	0.00070	0.00070
CLAYMORE SECURITIES DEFINED PORTFOLIOS GNMA SER 16	55-0884783	183840222					DGNMA16	12/15/2018	0.00058	0.00002
CLAYMORE SECURITIES DEFINED PORTFOLIOS GNMA SER 17	20-3855985	183842236					DGNMA17	1/1/2018	0.00081	0.00003
CLAYMORE SECURITIES DEFINED PORTFOLIOS GNMA SER 17	20-3855985	183842236					DGNMA17	1/1/2018	0.00396	0.00396
CLAYMORE SECURITIES DEFINED PORTFOLIOS GNMA SER 17	20-3855985	183842236					DGNMA17	2/1/2018	0.00079	0.00002
CLAYMORE SECURITIES DEFINED PORTFOLIOS GNMA SER 17	20-3855985	183842236					DGNMA17	2/1/2018	0.00099	0.00099
CLAYMORE SECURITIES DEFINED PORTFOLIOS GNMA SER 17	20-3855985	183842236					DGNMA17	3/1/2018	0.00080	0.00003
CLAYMORE SECURITIES DEFINED PORTFOLIOS GNMA SER 17	20-3855985	183842236					DGNMA17	3/1/2018	0.00084	0.00084
CLAYMORE SECURITIES DEFINED PORTFOLIOS GNMA SER 17	20-3855985	183842236					DGNMA17	4/1/2018	0.00077	0.00002
CLAYMORE SECURITIES DEFINED PORTFOLIOS GNMA SER 17	20-3855985	183842236					DGNMA17	4/1/2018	0.00386	0.00386
CLAYMORE SECURITIES DEFINED PORTFOLIOS GNMA SER 17	20-3855985	183842236					DGNMA17	5/1/2018	0.00076	0.00002
CLAYMORE SECURITIES DEFINED PORTFOLIOS GNMA SER 17	20-3855985	183842236					DGNMA17	5/1/2018	0.00228	0.00228
CLAYMORE SECURITIES DEFINED PORTFOLIOS GNMA SER 17	20-3855985	183842236					DGNMA17	6/1/2018	0.00076	0.00002
CLAYMORE SECURITIES DEFINED PORTFOLIOS GNMA SER 17	20-3855985	183842236					DGNMA17	6/1/2018	0.00091	0.00091
CLAYMORE SECURITIES DEFINED PORTFOLIOS GNMA SER 17	20-3855985	183842236					DGNMA17	7/1/2018	0.00076	0.00002
CLAYMORE SECURITIES DEFINED PORTFOLIOS GNMA SER 17	20-3855985	183842236					DGNMA17	7/1/2018	0.00156	0.00156
CLAYMORE SECURITIES DEFINED PORTFOLIOS GNMA SER 17	20-3855985	183842236					DGNMA17	8/1/2018	0.00074	0.00002
CLAYMORE SECURITIES DEFINED PORTFOLIOS GNMA SER 17	20-3855985	183842236					DGNMA17	8/1/2018	0.00164	0.00164
CLAYMORE SECURITIES DEFINED PORTFOLIOS GNMA SER 17	20-3855985	183842236					DGNMA17	9/1/2018	0.00075	0.00002
CLAYMORE SECURITIES DEFINED PORTFOLIOS GNMA SER 17	20-3855985	183842236					DGNMA17	10/1/2018	0.00001	0.00001
CLAYMORE SECURITIES DEFINED PORTFOLIOS GNMA SER 17	20-3855985	183842236					DGNMA17	10/1/2018	0.00074	0.00002
CLAYMORE SECURITIES DEFINED PORTFOLIOS GNMA SER 17	20-3855985	183842236					DGNMA17	11/1/2018	0.00074	0.00002
CLAYMORE SECURITIES DEFINED PORTFOLIOS GNMA SER 17	20-3855985	183842236					DGNMA17	11/1/2018	0.00112	0.00112
CLAYMORE SECURITIES DEFINED PORTFOLIOS GNMA SER 17	20-3855985	183842236					DGNMA17	12/1/2018	0.00071	0.00002
CLAYMORE SECURITIES DEFINED PORTFOLIOS GNMA SER 17	20-3855985	183842236					DGNMA17	12/1/2018	0.00345	0.00345
CLAYMORE SECURITIES DEFINED PORTFOLIOS GNMA SER 14	01-0721519	183845452					DGNMA 014	2/1/2018	0.00269	0.00165
CLAYMORE SECURITIES DEFINED PORTFOLIOS GNMA SER 14	01-0721519	183845452					DGNMA 014	4/1/2018	0.00137	0.00084
CLAYMORE SECURITIES DEFINED PORTFOLIOS GNMA SER 14	01-0721519	183845452					DGNMA 014	5/1/2018	0.00805	0.00493
CLAYMORE SECURITIES DEFINED PORTFOLIOS GNMA SER 14	01-0721519	183845452					DGNMA 014	6/1/2018	0.00665	0.00407
CLAYMORE SECURITIES DEFINED PORTFOLIOS GNMA SER 14	01-0721519	183845452					DGNMA 014	7/1/2018	0.00441	0.00270
CLAYMORE SECURITIES DEFINED PORTFOLIOS GNMA SER 14	01-0721519	183845452					DGNMA 014	8/1/2018	0.00702	0.00430
CLAYMORE GUGGENHEIM LONG-TERM NATIONAL MUNICIPALTRUST SER 1	26-4581800	18384L663	18384L671				GLTM001	1/15/2018	63.69000	55.79244

Issuer's Name	EIN	CUSIP 1	CUSIP 2	CUSIP 3	CUSIP 4	CUSIP 5	Ticker Symbol	Date of Corporate Action	Distribution Per Unit	Per Unit Reduction of Taxpayer's Basis
CLAYMORE GUGGENHEIM LONG-TERM NATIONAL MUNICIPAL TRUST SER 1	26-4581800	18384L663	18384L671				GLTM001	11/15/2018	50.90000	44.58840
CLAYMORE GUGGENHEIM INTERMEDIATE INVEST GRADE CORPTR SER 1	26-4581723	18384L689	18384L697				GIIC001	1/15/2018	167.08000	152.27671
CLAYMORE GUGGENHEIM INTERMEDIATE INVEST GRADE CORPTR SER 1	26-4581723	18384L689	18384L697				GIIC001	3/15/2018	39.81000	36.28283
CLAYMORE GUGGENHEIM INTERMEDIATE INVEST GRADE CORPTR SER 1	26-4581723	18384L689	18384L697				GIIC001	4/15/2018	15.58000	14.19961
CLAYMORE GUGGENHEIM INTERMEDIATE INVEST GRADE CORPTR SER 1	26-4581723	18384L689	18384L697				GIIC001	8/15/2018	1.26000	1.14836
CLAYMORE GUGGENHEIM INTERMEDIATE INVEST GRADE CORPTR SER 1	26-4581723	18384L689	18384L697				GIIC001	10/15/2018	3.51000	3.19901
CLAYMORE SECURITIES DEFINED PORTFOLIOS GNMA SER 15	51-0449681	18384P193					DGNMA15	1/1/2018	0.00266	0.00074
CLAYMORE SECURITIES DEFINED PORTFOLIOS GNMA SER 15	51-0449681	18384P193					DGNMA15	2/1/2018	0.00271	0.00076
CLAYMORE SECURITIES DEFINED PORTFOLIOS GNMA SER 15	51-0449681	18384P193					DGNMA15	3/1/2018	0.00239	0.00067
CLAYMORE SECURITIES DEFINED PORTFOLIOS GNMA SER 15	51-0449681	18384P193					DGNMA15	3/1/2018	0.01833	0.01833
CLAYMORE SECURITIES DEFINED PORTFOLIOS GNMA SER 15	51-0449681	18384P193					DGNMA15	4/1/2018	0.00233	0.00065
CLAYMORE SECURITIES DEFINED PORTFOLIOS GNMA SER 15	51-0449681	18384P193					DGNMA15	4/1/2018	0.01555	0.01555
CLAYMORE SECURITIES DEFINED PORTFOLIOS GNMA SER 15	51-0449681	18384P193					DGNMA15	5/1/2018	0.00225	0.00063
CLAYMORE SECURITIES DEFINED PORTFOLIOS GNMA SER 15	51-0449681	18384P193					DGNMA15	5/1/2018	0.01953	0.01953
CLAYMORE SECURITIES DEFINED PORTFOLIOS GNMA SER 15	51-0449681	18384P193					DGNMA15	6/1/2018	0.00214	0.00060
CLAYMORE SECURITIES DEFINED PORTFOLIOS GNMA SER 15	51-0449681	18384P193					DGNMA15	6/1/2018	0.02517	0.02517
CLAYMORE SECURITIES DEFINED PORTFOLIOS GNMA SER 15	51-0449681	18384P193					DGNMA15	7/1/2018	0.00209	0.00058
CLAYMORE SECURITIES DEFINED PORTFOLIOS GNMA SER 15	51-0449681	18384P193					DGNMA15	7/1/2018	0.01740	0.01740
CLAYMORE SECURITIES DEFINED PORTFOLIOS GNMA SER 15	51-0449681	18384P193					DGNMA15	8/1/2018	0.00202	0.00056
CLAYMORE SECURITIES DEFINED PORTFOLIOS GNMA SER 15	51-0449681	18384P193					DGNMA15	8/1/2018	0.01633	0.01633
CLAYMORE SECURITIES DEFINED PORTFOLIOS GNMA SER 15	51-0449681	18384P193					DGNMA15	9/1/2018	0.00196	0.00055
CLAYMORE SECURITIES DEFINED PORTFOLIOS GNMA SER 15	51-0449681	18384P193					DGNMA15	9/1/2018	0.01554	0.01554
CLAYMORE SECURITIES DEFINED PORTFOLIOS GNMA SER 15	51-0449681	18384P193					DGNMA15	10/1/2018	0.00191	0.00053
CLAYMORE SECURITIES DEFINED PORTFOLIOS GNMA SER 15	51-0449681	18384P193					DGNMA15	11/1/2018	0.00189	0.00053
CLAYMORE SECURITIES DEFINED PORTFOLIOS GNMA SER 15	51-0449681	18384P193					DGNMA15	12/1/2018	0.00186	0.00052
CLAYMORE GUGGENHEIM INTERMEDIATE INVEST GRADE CORPTR SER 2	26-4712593	18387C462	18387C488				GIIC002	1/15/2018	68.33000	65.63097
CLAYMORE GUGGENHEIM INTERMEDIATE INVEST GRADE CORPTR SER 2	26-4712593	18387C462	18387C488				GIIC002	3/15/2018	35.62000	34.21301
CLAYMORE GUGGENHEIM INTERMEDIATE INVEST GRADE CORPTR SER 2	26-4712593	18387C462	18387C488				GIIC002	7/15/2018	23.23000	22.31242
CLAYMORE GUGGENHEIM INTERMEDIATE INVEST GRADE CORPTR SER 2	26-4712593	18387C462	18387C488				GIIC002	11/15/2018	28.82000	27.68161
CLAYMORE GUGGENHEIM INTERMEDIATE INVEST GRADE CORPTR SER 3	26-4798192	18387C546	18387C553				GIIC003	1/15/2018	88.50000	87.21675
CLAYMORE GUGGENHEIM INTERMEDIATE INVEST GRADE CORPTR SER 3	26-4798192	18387C546	18387C553				GIIC003	4/15/2018	3.37000	3.32114
CLAYMORE GUGGENHEIM INTERMEDIATE INVEST GRADE CORPTR SER 3	26-4798192	18387C546	18387C553				GIIC003	7/15/2018	19.79000	19.50305
CLAYMORE GUGGENHEIM INTERMEDIATE INVEST GRADE CORPTR SER 3	26-4798192	18387C546	18387C553				GIIC003	9/15/2018	40.34000	39.75507
CLAYMORE-GUGGENHEIM INTERMEDIATE INVEST-GRADE CORPTR SER 4	27-0228521	18387C728	18387C736				GIIC004	1/15/2018	35.03000	34.44850
CLAYMORE-GUGGENHEIM INTERMEDIATE INVEST-GRADE CORPTR SER 4	27-0228521	18387C728	18387C736				GIIC004	4/15/2018	60.56000	59.55470
CLAYMORE-GUGGENHEIM INTERMEDIATE INVEST-GRADE CORPTR SER 4	27-0228521	18387C728	18387C736				GIIC004	6/15/2018	42.09000	41.39131
CLAYMORE-GUGGENHEIM INTERMEDIATE INVEST-GRADE CORPTR SER 4	27-0228521	18387C728	18387C736				GIIC004	7/15/2018	28.22000	27.75155
CLAYMORE-GUGGENHEIM INTERMEDIATE INVEST-GRADE CORPTR SER 4	27-0228521	18387C728	18387C736				GIIC004	9/15/2018	33.76000	33.19958
CLAYMORE-GUGGENHEIM INTERMEDIATE INVEST-GRADE CORPTR SER 4	27-0228521	18387C728	18387C736				GIIC004	11/15/2018	66.14000	65.04208
CLAYMORE-GUGGENHEIM INTERMEDIATE INVEST-GRADE CORPTR SER 4	27-0228521	18387C728	18387C736				GIIC004	12/15/2018	34.49000	33.91747
CLAYMORE GUGGENHEIM INTERMEDIATE INVEST-GRADE CORPTR SER 5	27-0349232	18387D460	18387D478				GIIC005	1/15/2018	3.03000	0.31300
CLAYMORE GUGGENHEIM INTERMEDIATE INVEST-GRADE CORPTR SER 5	27-0349232	18387D460	18387D478				GIIC005	1/15/2018	23.61000	23.34085
CLAYMORE GUGGENHEIM INTERMEDIATE INVEST-GRADE CORPTR SER 5	27-0349232	18387D460	18387D478				GIIC005	2/15/2018	2.95000	0.30474
CLAYMORE GUGGENHEIM INTERMEDIATE INVEST-GRADE CORPTR SER 5	27-0349232	18387D460	18387D478				GIIC005	3/15/2018	2.98000	0.30783
CLAYMORE GUGGENHEIM INTERMEDIATE INVEST-GRADE CORPTR SER 5	27-0349232	18387D460	18387D478				GIIC005	4/15/2018	2.82000	0.29131
CLAYMORE GUGGENHEIM INTERMEDIATE INVEST-GRADE CORPTR SER 5	27-0349232	18387D460	18387D478				GIIC005	4/15/2018	37.49000	37.06261
CLAYMORE GUGGENHEIM INTERMEDIATE INVEST-GRADE CORPTR SER 5	27-0349232	18387D460	18387D478				GIIC005	5/15/2018	2.76000	0.28511
CLAYMORE GUGGENHEIM INTERMEDIATE INVEST-GRADE CORPTR SER 5	27-0349232	18387D460	18387D478				GIIC005	6/15/2018	2.65000	0.27375
CLAYMORE GUGGENHEIM INTERMEDIATE INVEST-GRADE CORPTR SER 5	27-0349232	18387D460	18387D478				GIIC005	6/15/2018	42.64000	42.15390
CLAYMORE GUGGENHEIM INTERMEDIATE INVEST-GRADE CORPTR SER 5	27-0349232	18387D460	18387D478				GIIC005	7/15/2018	2.41000	0.24895
CLAYMORE GUGGENHEIM INTERMEDIATE INVEST-GRADE CORPTR SER 5	27-0349232	18387D460	18387D478				GIIC005	7/15/2018	16.34000	16.15372
CLAYMORE GUGGENHEIM INTERMEDIATE INVEST-GRADE CORPTR SER 5	27-0349232	18387D460	18387D478				GIIC005	8/15/2018	2.42000	0.24999
CLAYMORE GUGGENHEIM INTERMEDIATE INVEST-GRADE CORPTR SER 5	27-0349232	18387D460	18387D478				GIIC005	9/15/2018	2.37000	0.24482
CLAYMORE GUGGENHEIM INTERMEDIATE INVEST-GRADE CORPTR SER 5	27-0349232	18387D460	18387D478				GIIC005	9/15/2018	24.86000	24.57660
CLAYMORE GUGGENHEIM INTERMEDIATE INVEST-GRADE CORPTR SER 5	27-0349232	18387D460	18387D478				GIIC005	10/15/2018	2.28000	0.23552
CLAYMORE GUGGENHEIM INTERMEDIATE INVEST-GRADE CORPTR SER 5	27-0349232	18387D460	18387D478				GIIC005	11/15/2018	2.20000	0.22726
CLAYMORE GUGGENHEIM INTERMEDIATE INVEST-GRADE CORPTR SER 5	27-0349232	18387D460	18387D478				GIIC005	11/15/2018	86.16000	85.17778
CLAYMORE GUGGENHEIM INTERMEDIATE INVEST-GRADE CORPTR SER 5	27-0349232	18387D460	18387D478				GIIC005	12/15/2018	1.65000	0.17045
CLAYMORE GUGGENHEIM INTERMEDIATE INVEST-GRADE CORPTR SER 6	27-0602716	18387F192	18387F218				GIIC006	1/15/2018	2.82000	0.42272
CLAYMORE GUGGENHEIM INTERMEDIATE INVEST-GRADE CORPTR SER 6	27-0602716	18387F192	18387F218				GIIC006	1/15/2018	16.22000	16.04807

Issuer's Name	EIN	CUSIP 1	CUSIP 2	CUSIP 3	CUSIP 4	CUSIP 5	Ticker Symbol	Date of Corporate Action	Distribution Per Unit	Per Unit Reduction of Taxpayer's Basis
CLAYMORE GUGGENHEIM INTERMEDIATE INVEST-GRADE CORPTR SER 6	27-0602716	18387F192	18387F218				GIIC006	2/15/2018	2.92000	0.43771
CLAYMORE GUGGENHEIM INTERMEDIATE INVEST-GRADE CORPTR SER 6	27-0602716	18387F192	18387F218				GIIC006	3/15/2018	2.92000	0.43771
CLAYMORE GUGGENHEIM INTERMEDIATE INVEST-GRADE CORPTR SER 6	27-0602716	18387F192	18387F218				GIIC006	4/15/2018	2.66000	0.39873
CLAYMORE GUGGENHEIM INTERMEDIATE INVEST-GRADE CORPTR SER 6	27-0602716	18387F192	18387F218				GIIC006	4/15/2018	66.09000	65.38945
CLAYMORE GUGGENHEIM INTERMEDIATE INVEST-GRADE CORPTR SER 6	27-0602716	18387F192	18387F218				GIIC006	5/15/2018	2.53000	0.37925
CLAYMORE GUGGENHEIM INTERMEDIATE INVEST-GRADE CORPTR SER 6	27-0602716	18387F192	18387F218				GIIC006	6/15/2018	2.36000	0.35376
CLAYMORE GUGGENHEIM INTERMEDIATE INVEST-GRADE CORPTR SER 6	27-0602716	18387F192	18387F218				GIIC006	6/15/2018	67.37000	66.65588
CLAYMORE GUGGENHEIM INTERMEDIATE INVEST-GRADE CORPTR SER 6	27-0602716	18387F192	18387F218				GIIC006	7/15/2018	1.15000	1.13781
CLAYMORE GUGGENHEIM INTERMEDIATE INVEST-GRADE CORPTR SER 6	27-0602716	18387F192	18387F218				GIIC006	7/15/2018	2.17000	0.32528
CLAYMORE GUGGENHEIM INTERMEDIATE INVEST-GRADE CORPTR SER 6	27-0602716	18387F192	18387F218				GIIC006	8/15/2018	2.19000	0.32828
CLAYMORE GUGGENHEIM INTERMEDIATE INVEST-GRADE CORPTR SER 6	27-0602716	18387F192	18387F218				GIIC006	9/15/2018	2.20000	0.32978
CLAYMORE GUGGENHEIM INTERMEDIATE INVEST-GRADE CORPTR SER 6	27-0602716	18387F192	18387F218				GIIC006	10/15/2018	2.18000	0.32678
CLAYMORE GUGGENHEIM INTERMEDIATE INVEST-GRADE CORPTR SER 6	27-0602716	18387F192	18387F218				GIIC006	11/15/2018	2.19000	0.32828
CLAYMORE GUGGENHEIM INTERMEDIATE INVEST-GRADE CORPTR SER 6	27-0602716	18387F192	18387F218				GIIC006	11/15/2018	53.39000	52.82407
CLAYMORE GUGGENHEIM INTERMEDIATE INVEST-GRADE CORPTR SER 6	27-0602716	18387F192	18387F218				GIIC006	12/15/2018	1.83000	0.27432
CLAYMORE GUGGENHEIM INTERMEDIATE INVESTMENT GRCORP TR SR 7	27-0671906	18387F309	18387F317				GIIC007	1/15/2018	2.61000	0.48729
CLAYMORE GUGGENHEIM INTERMEDIATE INVESTMENT GRCORP TR SR 7	27-0671906	18387F309	18387F317				GIIC007	1/15/2018	39.36000	38.87194
CLAYMORE GUGGENHEIM INTERMEDIATE INVESTMENT GRCORP TR SR 7	27-0671906	18387F309	18387F317				GIIC007	2/15/2018	2.65000	0.49476
CLAYMORE GUGGENHEIM INTERMEDIATE INVESTMENT GRCORP TR SR 7	27-0671906	18387F309	18387F317				GIIC007	2/15/2018	17.57000	17.35213
CLAYMORE GUGGENHEIM INTERMEDIATE INVESTMENT GRCORP TR SR 7	27-0671906	18387F309	18387F317				GIIC007	3/15/2018	2.56000	0.47795
CLAYMORE GUGGENHEIM INTERMEDIATE INVESTMENT GRCORP TR SR 7	27-0671906	18387F309	18387F317				GIIC007	4/15/2018	2.40000	0.44808
CLAYMORE GUGGENHEIM INTERMEDIATE INVESTMENT GRCORP TR SR 7	27-0671906	18387F309	18387F317				GIIC007	4/15/2018	39.74000	39.24722
CLAYMORE GUGGENHEIM INTERMEDIATE INVESTMENT GRCORP TR SR 7	27-0671906	18387F309	18387F317				GIIC007	5/15/2018	2.35000	0.43875
CLAYMORE GUGGENHEIM INTERMEDIATE INVESTMENT GRCORP TR SR 7	27-0671906	18387F309	18387F317				GIIC007	6/15/2018	2.18000	0.40701
CLAYMORE GUGGENHEIM INTERMEDIATE INVESTMENT GRCORP TR SR 7	27-0671906	18387F309	18387F317				GIIC007	6/15/2018	51.05000	50.41698
CLAYMORE GUGGENHEIM INTERMEDIATE INVESTMENT GRCORP TR SR 7	27-0671906	18387F309	18387F317				GIIC007	7/15/2018	2.01000	0.37527
CLAYMORE GUGGENHEIM INTERMEDIATE INVESTMENT GRCORP TR SR 7	27-0671906	18387F309	18387F317				GIIC007	7/15/2018	2.82000	2.78503
CLAYMORE GUGGENHEIM INTERMEDIATE INVESTMENT GRCORP TR SR 7	27-0671906	18387F309	18387F317				GIIC007	8/15/2018	2.03000	0.37900
CLAYMORE GUGGENHEIM INTERMEDIATE INVESTMENT GRCORP TR SR 7	27-0671906	18387F309	18387F317				GIIC007	9/15/2018	2.03000	0.37900
CLAYMORE GUGGENHEIM INTERMEDIATE INVESTMENT GRCORP TR SR 7	27-0671906	18387F309	18387F317				GIIC007	10/15/2018	2.04000	0.38087
CLAYMORE GUGGENHEIM INTERMEDIATE INVESTMENT GRCORP TR SR 7	27-0671906	18387F309	18387F317				GIIC007	11/15/2018	2.04000	0.38087
CLAYMORE GUGGENHEIM INTERMEDIATE INVESTMENT GRCORP TR SR 7	27-0671906	18387F309	18387F317				GIIC007	11/15/2018	30.74000	30.35882
CLAYMORE GUGGENHEIM INTERMEDIATE INVESTMENT GRCORP TR SR 7	27-0671906	18387F309	18387F317				GIIC007	12/15/2018	1.81000	0.33793
CLAYMORE GUGGENHEIM INTERMEDIATE INVEST GRADE CORPTR SER 8	27-0754293	18387F606	18387F614				GIIC008	1/15/2018	2.95000	0.15134
CLAYMORE GUGGENHEIM INTERMEDIATE INVEST GRADE CORPTR SER 8	27-0754293	18387F606	18387F614				GIIC008	1/15/2018	20.11000	19.96119
CLAYMORE GUGGENHEIM INTERMEDIATE INVEST GRADE CORPTR SER 8	27-0754293	18387F606	18387F614				GIIC008	2/15/2018	2.99000	0.15339
CLAYMORE GUGGENHEIM INTERMEDIATE INVEST GRADE CORPTR SER 8	27-0754293	18387F606	18387F614				GIIC008	3/15/2018	2.99000	0.15339
CLAYMORE GUGGENHEIM INTERMEDIATE INVEST GRADE CORPTR SER 8	27-0754293	18387F606	18387F614				GIIC008	4/15/2018	2.98000	0.15287
CLAYMORE GUGGENHEIM INTERMEDIATE INVEST GRADE CORPTR SER 8	27-0754293	18387F606	18387F614				GIIC008	4/15/2018	59.07000	58.63288
CLAYMORE GUGGENHEIM INTERMEDIATE INVEST GRADE CORPTR SER 8	27-0754293	18387F606	18387F614				GIIC008	5/15/2018	2.84000	0.14569
CLAYMORE GUGGENHEIM INTERMEDIATE INVEST GRADE CORPTR SER 8	27-0754293	18387F606	18387F614				GIIC008	5/15/2018	13.95000	13.84677
CLAYMORE GUGGENHEIM INTERMEDIATE INVEST GRADE CORPTR SER 8	27-0754293	18387F606	18387F614				GIIC008	6/15/2018	2.50000	0.12825
CLAYMORE GUGGENHEIM INTERMEDIATE INVEST GRADE CORPTR SER 8	27-0754293	18387F606	18387F614				GIIC008	6/15/2018	63.50000	63.03010
CLAYMORE GUGGENHEIM INTERMEDIATE INVEST GRADE CORPTR SER 8	27-0754293	18387F606	18387F614				GIIC008	7/15/2018	1.99000	0.10209
CLAYMORE GUGGENHEIM INTERMEDIATE INVEST GRADE CORPTR SER 8	27-0754293	18387F606	18387F614				GIIC008	7/15/2018	47.52000	47.16835
CLAYMORE GUGGENHEIM INTERMEDIATE INVEST GRADE CORPTR SER 8	27-0754293	18387F606	18387F614				GIIC008	8/15/2018	1.98000	0.10157
CLAYMORE GUGGENHEIM INTERMEDIATE INVEST GRADE CORPTR SER 8	27-0754293	18387F606	18387F614				GIIC008	9/15/2018	1.98000	0.10157
CLAYMORE GUGGENHEIM INTERMEDIATE INVEST GRADE CORPTR SER 8	27-0754293	18387F606	18387F614				GIIC008	10/15/2018	1.97000	0.10106
CLAYMORE GUGGENHEIM INTERMEDIATE INVEST GRADE CORPTR SER 8	27-0754293	18387F606	18387F614				GIIC008	11/15/2018	2.00000	0.10260
CLAYMORE GUGGENHEIM INTERMEDIATE INVEST GRADE CORPTR SER 8	27-0754293	18387F606	18387F614				GIIC008	11/15/2018	42.37000	42.05646
CLAYMORE GUGGENHEIM INTERMEDIATE INVEST GRADE CORPTR SER 8	27-0754293	18387F606	18387F614				GIIC008	12/15/2018	1.56000	0.08003
CLAYMORE GUGGENHEIM INTERMEDIATE INVEST GRADE CORPTR SER 8	27-0754293	18387F606	18387F614				GIIC008	12/15/2018	44.55000	44.22033
CLAYMORE-GUGGENHEIM INTERMEDIATE INVEST-GRADE CORPTR SER 9	27-0806262	18387F705	18387F713				GIIC009	1/15/2018	2.38000	0.48076
CLAYMORE-GUGGENHEIM INTERMEDIATE INVEST-GRADE CORPTR SER 9	27-0806262	18387F705	18387F713				GIIC009	1/15/2018	41.52000	41.37883
CLAYMORE-GUGGENHEIM INTERMEDIATE INVEST-GRADE CORPTR SER 9	27-0806262	18387F705	18387F713				GIIC009	2/15/2018	2.30000	0.46460
CLAYMORE-GUGGENHEIM INTERMEDIATE INVEST-GRADE CORPTR SER 9	27-0806262	18387F705	18387F713				GIIC009	3/15/2018	2.29000	0.46258
CLAYMORE-GUGGENHEIM INTERMEDIATE INVEST-GRADE CORPTR SER 9	27-0806262	18387F705	18387F713				GIIC009	4/15/2018	2.29000	0.46258
CLAYMORE-GUGGENHEIM INTERMEDIATE INVEST-GRADE CORPTR SER 9	27-0806262	18387F705	18387F713				GIIC009	4/15/2018	18.84000	18.77594
CLAYMORE-GUGGENHEIM INTERMEDIATE INVEST-GRADE CORPTR SER 9	27-0806262	18387F705	18387F713				GIIC009	5/15/2018	2.21000	0.44642
CLAYMORE-GUGGENHEIM INTERMEDIATE INVEST-GRADE CORPTR SER 9	27-0806262	18387F705	18387F713				GIIC009	5/15/2018	29.24000	29.14058
CLAYMORE-GUGGENHEIM INTERMEDIATE INVEST-GRADE CORPTR SER 9	27-0806262	18387F705	18387F713				GIIC009	6/15/2018	2.06000	0.41612
CLAYMORE-GUGGENHEIM INTERMEDIATE INVEST-GRADE CORPTR SER 9	27-0806262	18387F705	18387F713				GIIC009	7/15/2018	1.98000	0.39996
CLAYMORE-GUGGENHEIM INTERMEDIATE INVEST-GRADE CORPTR SER 9	27-0806262	18387F705	18387F713				GIIC009	7/15/2018	11.23000	11.19182
CLAYMORE-GUGGENHEIM INTERMEDIATE INVEST-GRADE CORPTR SER 9	27-0806262	18387F705	18387F713				GIIC009	8/15/2018	1.98000	0.39996

Issuer's Name	EIN	CUSIP 1	CUSIP 2	CUSIP 3	CUSIP 4	CUSIP 5	Ticker Symbol	Date of Corporate Action	Distribution Per Unit	Per Unit Reduction of Taxpayer's Basis
CLAYMORE-GUGGENHEIM INTERMEDIATE INVEST-GRADE CORPTR SER 9	27-0806262	18387F705	18387F713				GIIC009	9/15/2018	1.98000	0.39996
CLAYMORE-GUGGENHEIM INTERMEDIATE INVEST-GRADE CORPTR SER 9	27-0806262	18387F705	18387F713				GIIC009	10/15/2018	1.99000	0.40198
CLAYMORE-GUGGENHEIM INTERMEDIATE INVEST-GRADE CORPTR SER 9	27-0806262	18387F705	18387F713				GIIC009	11/15/2018	1.99000	0.40198
CLAYMORE-GUGGENHEIM INTERMEDIATE INVEST-GRADE CORPTR SER 9	27-0806262	18387F705	18387F713				GIIC009	12/15/2018	1.80000	0.36360
CLAYMORE-GUGGENHEIM INTERMEDIATE INVEST-GRADE CORPTR SER 9	27-0806262	18387F705	18387F713				GIIC009	12/15/2018	61.11000	60.90223
CLAYMORE GUGGENHEIM INTERMEDIATE INVEST-GRADE CORPTR SER 10	27-0890134	18387G422	18387G430				GIIC010	1/15/2018	3.05000	0.60421
CLAYMORE GUGGENHEIM INTERMEDIATE INVEST-GRADE CORPTR SER 10	27-0890134	18387G422	18387G430				GIIC010	2/15/2018	3.06000	0.60619
CLAYMORE GUGGENHEIM INTERMEDIATE INVEST-GRADE CORPTR SER 10	27-0890134	18387G422	18387G430				GIIC010	3/15/2018	3.04000	0.60222
CLAYMORE GUGGENHEIM INTERMEDIATE INVEST-GRADE CORPTR SER 10	27-0890134	18387G422	18387G430				GIIC010	4/15/2018	2.85000	0.56459
CLAYMORE GUGGENHEIM INTERMEDIATE INVEST-GRADE CORPTR SER 10	27-0890134	18387G422	18387G430				GIIC010	4/15/2018	49.58000	48.59832
CLAYMORE GUGGENHEIM INTERMEDIATE INVEST-GRADE CORPTR SER 10	27-0890134	18387G422	18387G430				GIIC010	5/15/2018	2.65000	0.52497
CLAYMORE GUGGENHEIM INTERMEDIATE INVEST-GRADE CORPTR SER 10	27-0890134	18387G422	18387G430				GIIC010	5/15/2018	103.70000	101.64674
CLAYMORE GUGGENHEIM INTERMEDIATE INVEST-GRADE CORPTR SER 10	27-0890134	18387G422	18387G430				GIIC010	6/15/2018	2.26000	0.44771
CLAYMORE GUGGENHEIM INTERMEDIATE INVEST-GRADE CORPTR SER 10	27-0890134	18387G422	18387G430				GIIC010	7/15/2018	2.21000	0.43780
CLAYMORE GUGGENHEIM INTERMEDIATE INVEST-GRADE CORPTR SER 10	27-0890134	18387G422	18387G430				GIIC010	7/15/2018	8.47000	8.30229
CLAYMORE GUGGENHEIM INTERMEDIATE INVEST-GRADE CORPTR SER 10	27-0890134	18387G422	18387G430				GIIC010	8/15/2018	2.27000	0.44969
CLAYMORE GUGGENHEIM INTERMEDIATE INVEST-GRADE CORPTR SER 10	27-0890134	18387G422	18387G430				GIIC010	9/15/2018	2.23000	0.44176
CLAYMORE GUGGENHEIM INTERMEDIATE INVEST-GRADE CORPTR SER 10	27-0890134	18387G422	18387G430				GIIC010	10/15/2018	2.17000	0.42988
CLAYMORE GUGGENHEIM INTERMEDIATE INVEST-GRADE CORPTR SER 10	27-0890134	18387G422	18387G430				GIIC010	11/15/2018	2.32000	0.45959
CLAYMORE GUGGENHEIM INTERMEDIATE INVEST-GRADE CORPTR SER 10	27-0890134	18387G422	18387G430				GIIC010	12/15/2018	2.13000	0.42195
CLAYMORE GUGGENHEIM INTERMEDIATE INVEST-GRADE CORPTR SER 10	27-0890134	18387G422	18387G430				GIIC010	12/15/2018	22.44000	21.99569
CLAYMORE GUGGENHEIM INTERMEDIATE INVESTMENT-GR CORP TR SER 11	27-0962917	18387G448	18387G455				GIIC011	1/15/2018	2.79000	0.26310
CLAYMORE GUGGENHEIM INTERMEDIATE INVESTMENT-GR CORP TR SER 11	27-0962917	18387G448	18387G455				GIIC011	1/15/2018	75.41000	74.93492
CLAYMORE GUGGENHEIM INTERMEDIATE INVESTMENT-GR CORP TR SER 11	27-0962917	18387G448	18387G455				GIIC011	2/15/2018	2.73000	0.25744
CLAYMORE GUGGENHEIM INTERMEDIATE INVESTMENT-GR CORP TR SER 11	27-0962917	18387G448	18387G455				GIIC011	3/15/2018	2.73000	0.25744
CLAYMORE GUGGENHEIM INTERMEDIATE INVESTMENT-GR CORP TR SER 11	27-0962917	18387G448	18387G455				GIIC011	4/15/2018	2.57000	0.24235
CLAYMORE GUGGENHEIM INTERMEDIATE INVESTMENT-GR CORP TR SER 11	27-0962917	18387G448	18387G455				GIIC011	4/15/2018	46.18000	45.88907
CLAYMORE GUGGENHEIM INTERMEDIATE INVESTMENT-GR CORP TR SER 11	27-0962917	18387G448	18387G455				GIIC011	5/15/2018	2.32000	0.21878
CLAYMORE GUGGENHEIM INTERMEDIATE INVESTMENT-GR CORP TR SER 11	27-0962917	18387G448	18387G455				GIIC011	5/15/2018	85.35000	84.81230
CLAYMORE GUGGENHEIM INTERMEDIATE INVESTMENT-GR CORP TR SER 11	27-0962917	18387G448	18387G455				GIIC011	6/15/2018	1.98000	0.18671
CLAYMORE GUGGENHEIM INTERMEDIATE INVESTMENT-GR CORP TR SER 11	27-0962917	18387G448	18387G455				GIIC011	6/15/2018	30.52000	30.32772
CLAYMORE GUGGENHEIM INTERMEDIATE INVESTMENT-GR CORP TR SER 11	27-0962917	18387G448	18387G455				GIIC011	7/15/2018	1.88000	0.17728
CLAYMORE GUGGENHEIM INTERMEDIATE INVESTMENT-GR CORP TR SER 11	27-0962917	18387G448	18387G455				GIIC011	7/15/2018	4.29000	4.26297
CLAYMORE GUGGENHEIM INTERMEDIATE INVESTMENT-GR CORP TR SER 11	27-0962917	18387G448	18387G455				GIIC011	8/15/2018	1.88000	0.17728
CLAYMORE GUGGENHEIM INTERMEDIATE INVESTMENT-GR CORP TR SER 11	27-0962917	18387G448	18387G455				GIIC011	9/15/2018	1.87000	0.17634
CLAYMORE GUGGENHEIM INTERMEDIATE INVESTMENT-GR CORP TR SER 11	27-0962917	18387G448	18387G455				GIIC011	10/15/2018	1.88000	0.17728
CLAYMORE GUGGENHEIM INTERMEDIATE INVESTMENT-GR CORP TR SER 11	27-0962917	18387G448	18387G455				GIIC011	11/15/2018	1.74000	0.16408
CLAYMORE GUGGENHEIM INTERMEDIATE INVESTMENT-GR CORP TR SER 11	27-0962917	18387G448	18387G455				GIIC011	11/15/2018	36.88000	36.64766
CLAYMORE GUGGENHEIM INTERMEDIATE INVESTMENT-GR CORP TR SER 11	27-0962917	18387G448	18387G455				GIIC011	12/15/2018	1.54000	0.14522
CLAYMORE GUGGENHEIM INTERMEDIATE INVESTMENT-GR CORP TR SER 11	27-0962917	18387G448	18387G455				GIIC011	12/15/2018	45.87000	45.58102
CLAYMORE GUGGENHEIM INTERMEDIATE INVEST GRADE CORPTR SER 12	27-1060991	18387G463	18387G471				GIIC012	1/15/2018	3.25000	0.61263
CLAYMORE GUGGENHEIM INTERMEDIATE INVEST GRADE CORPTR SER 12	27-1060991	18387G463	18387G471				GIIC012	1/15/2018	45.90000	45.45018
CLAYMORE GUGGENHEIM INTERMEDIATE INVEST GRADE CORPTR SER 12	27-1060991	18387G463	18387G471				GIIC012	2/15/2018	3.28000	0.61828
CLAYMORE GUGGENHEIM INTERMEDIATE INVEST GRADE CORPTR SER 12	27-1060991	18387G463	18387G471				GIIC012	2/15/2018	44.99000	44.54910
CLAYMORE GUGGENHEIM INTERMEDIATE INVEST GRADE CORPTR SER 12	27-1060991	18387G463	18387G471				GIIC012	3/15/2018	2.94000	0.55419
CLAYMORE GUGGENHEIM INTERMEDIATE INVEST GRADE CORPTR SER 12	27-1060991	18387G463	18387G471				GIIC012	3/15/2018	40.46000	40.06349
CLAYMORE GUGGENHEIM INTERMEDIATE INVEST GRADE CORPTR SER 12	27-1060991	18387G463	18387G471				GIIC012	4/15/2018	2.88000	0.54288
CLAYMORE GUGGENHEIM INTERMEDIATE INVEST GRADE CORPTR SER 12	27-1060991	18387G463	18387G471				GIIC012	5/15/2018	2.72000	0.51272
CLAYMORE GUGGENHEIM INTERMEDIATE INVEST GRADE CORPTR SER 12	27-1060991	18387G463	18387G471				GIIC012	5/15/2018	71.86000	71.15577
CLAYMORE GUGGENHEIM INTERMEDIATE INVEST GRADE CORPTR SER 12	27-1060991	18387G463	18387G471				GIIC012	6/15/2018	2.56000	0.48256
CLAYMORE GUGGENHEIM INTERMEDIATE INVEST GRADE CORPTR SER 12	27-1060991	18387G463	18387G471				GIIC012	7/15/2018	2.52000	0.47502
CLAYMORE GUGGENHEIM INTERMEDIATE INVEST GRADE CORPTR SER 12	27-1060991	18387G463	18387G471				GIIC012	8/15/2018	2.55000	0.48068
CLAYMORE GUGGENHEIM INTERMEDIATE INVEST GRADE CORPTR SER 12	27-1060991	18387G463	18387G471				GIIC012	9/15/2018	2.56000	0.48256
CLAYMORE GUGGENHEIM INTERMEDIATE INVEST GRADE CORPTR SER 12	27-1060991	18387G463	18387G471				GIIC012	10/15/2018	2.56000	0.48256
CLAYMORE GUGGENHEIM INTERMEDIATE INVEST GRADE CORPTR SER 12	27-1060991	18387G463	18387G471				GIIC012	11/15/2018	2.38000	0.44863
CLAYMORE GUGGENHEIM INTERMEDIATE INVEST GRADE CORPTR SER 12	27-1060991	18387G463	18387G471				GIIC012	11/15/2018	61.89000	61.28348
CLAYMORE GUGGENHEIM INTERMEDIATE INVEST GRADE CORPTR SER 12	27-1060991	18387G463	18387G471				GIIC012	12/15/2018	2.11000	0.39774
CLAYMORE GUGGENHEIM INTERMEDIATE INVEST GRADE CORPTR SER 13	27-1161320	18387G562	18387G570				GIIC013	1/15/2018	3.08000	0.59475
CLAYMORE GUGGENHEIM INTERMEDIATE INVEST GRADE CORPTR SER 13	27-1161320	18387G562	18387G570				GIIC013	1/15/2018	38.52000	37.94605
CLAYMORE GUGGENHEIM INTERMEDIATE INVEST GRADE CORPTR SER 13	27-1161320	18387G562	18387G570				GIIC013	2/15/2018	3.12000	0.60247
CLAYMORE GUGGENHEIM INTERMEDIATE INVEST GRADE CORPTR SER 13	27-1161320	18387G562	18387G570				GIIC013	3/15/2018	3.11000	0.60054
CLAYMORE GUGGENHEIM INTERMEDIATE INVEST GRADE CORPTR SER 13	27-1161320	18387G562	18387G570				GIIC013	4/15/2018	3.16000	0.61020
CLAYMORE GUGGENHEIM INTERMEDIATE INVEST GRADE CORPTR SER 13	27-1161320	18387G562	18387G570				GIIC013	5/15/2018	2.97000	0.57351

Issuer's Name	EIN	CUSIP 1	CUSIP 2	CUSIP 3	CUSIP 4	CUSIP 5	Ticker Symbol	Date of Corporate Action	Distribution Per Unit	Per Unit Reduction of Taxpayer's Basis
CLAYMORE GUGGENHEIM INTERMEDIATE INVEST GRADE CORPTR SER 13	27-1161320	18387G562	18387G570				GIIC013	5/15/2018	59.87000	58.97794
CLAYMORE GUGGENHEIM INTERMEDIATE INVEST GRADE CORPTR SER 13	27-1161320	18387G562	18387G570				GIIC013	6/15/2018	2.84000	0.54840
CLAYMORE GUGGENHEIM INTERMEDIATE INVEST GRADE CORPTR SER 13	27-1161320	18387G562	18387G570				GIIC013	7/15/2018	2.78000	0.53682
CLAYMORE GUGGENHEIM INTERMEDIATE INVEST GRADE CORPTR SER 13	27-1161320	18387G562	18387G570				GIIC013	7/15/2018	8.32000	8.19603
CLAYMORE GUGGENHEIM INTERMEDIATE INVEST GRADE CORPTR SER 13	27-1161320	18387G562	18387G570				GIIC013	8/15/2018	2.79000	0.53875
CLAYMORE GUGGENHEIM INTERMEDIATE INVEST GRADE CORPTR SER 13	27-1161320	18387G562	18387G570				GIIC013	9/15/2018	2.70000	0.52137
CLAYMORE GUGGENHEIM INTERMEDIATE INVEST GRADE CORPTR SER 13	27-1161320	18387G562	18387G570				GIIC013	9/15/2018	54.83000	54.01303
CLAYMORE GUGGENHEIM INTERMEDIATE INVEST GRADE CORPTR SER 13	27-1161320	18387G562	18387G570				GIIC013	10/15/2018	2.32000	0.44799
CLAYMORE GUGGENHEIM INTERMEDIATE INVEST GRADE CORPTR SER 13	27-1161320	18387G562	18387G570				GIIC013	10/15/2018	68.22000	67.20352
CLAYMORE GUGGENHEIM INTERMEDIATE INVEST GRADE CORPTR SER 13	27-1161320	18387G562	18387G570				GIIC013	11/15/2018	2.21000	0.42675
CLAYMORE GUGGENHEIM INTERMEDIATE INVEST GRADE CORPTR SER 13	27-1161320	18387G562	18387G570				GIIC013	12/15/2018	2.24000	0.43254
CLAYMORE GUGGENHEIM INTERMEDIATE INVEST GRADE CORPTR SER 14	27-1311427	18387G588	18387G596				GIIC014	1/15/2018	3.20000	0.64704
CLAYMORE GUGGENHEIM INTERMEDIATE INVEST GRADE CORPTR SER 14	27-1311427	18387G588	18387G596				GIIC014	1/15/2018	21.03000	20.86807
CLAYMORE GUGGENHEIM INTERMEDIATE INVEST GRADE CORPTR SER 14	27-1311427	18387G588	18387G596				GIIC014	2/15/2018	3.24000	0.65513
CLAYMORE GUGGENHEIM INTERMEDIATE INVEST GRADE CORPTR SER 14	27-1311427	18387G588	18387G596				GIIC014	2/15/2018	48.29000	47.91817
CLAYMORE GUGGENHEIM INTERMEDIATE INVEST GRADE CORPTR SER 14	27-1311427	18387G588	18387G596				GIIC014	3/15/2018	3.04000	0.61469
CLAYMORE GUGGENHEIM INTERMEDIATE INVEST GRADE CORPTR SER 14	27-1311427	18387G588	18387G596				GIIC014	4/15/2018	3.01000	0.60862
CLAYMORE GUGGENHEIM INTERMEDIATE INVEST GRADE CORPTR SER 14	27-1311427	18387G588	18387G596				GIIC014	4/15/2018	3.43000	3.40359
CLAYMORE GUGGENHEIM INTERMEDIATE INVEST GRADE CORPTR SER 14	27-1311427	18387G588	18387G596				GIIC014	5/15/2018	2.82000	0.57020
CLAYMORE GUGGENHEIM INTERMEDIATE INVEST GRADE CORPTR SER 14	27-1311427	18387G588	18387G596				GIIC014	5/15/2018	55.78000	55.35049
CLAYMORE GUGGENHEIM INTERMEDIATE INVEST GRADE CORPTR SER 14	27-1311427	18387G588	18387G596				GIIC014	6/15/2018	2.73000	0.55201
CLAYMORE GUGGENHEIM INTERMEDIATE INVEST GRADE CORPTR SER 14	27-1311427	18387G588	18387G596				GIIC014	7/15/2018	2.76000	0.55807
CLAYMORE GUGGENHEIM INTERMEDIATE INVEST GRADE CORPTR SER 14	27-1311427	18387G588	18387G596				GIIC014	8/15/2018	2.75000	0.55605
CLAYMORE GUGGENHEIM INTERMEDIATE INVEST GRADE CORPTR SER 14	27-1311427	18387G588	18387G596				GIIC014	9/15/2018	2.71000	0.54796
CLAYMORE GUGGENHEIM INTERMEDIATE INVEST GRADE CORPTR SER 14	27-1311427	18387G588	18387G596				GIIC014	10/15/2018	2.65000	0.53583
CLAYMORE GUGGENHEIM INTERMEDIATE INVEST GRADE CORPTR SER 14	27-1311427	18387G588	18387G596				GIIC014	10/15/2018	34.17000	33.90689
CLAYMORE GUGGENHEIM INTERMEDIATE INVEST GRADE CORPTR SER 14	27-1311427	18387G588	18387G596				GIIC014	11/15/2018	2.58000	0.52168
CLAYMORE GUGGENHEIM INTERMEDIATE INVEST GRADE CORPTR SER 14	27-1311427	18387G588	18387G596				GIIC014	11/15/2018	32.52000	32.26960
CLAYMORE GUGGENHEIM INTERMEDIATE INVEST GRADE CORPTR SER 14	27-1311427	18387G588	18387G596				GIIC014	12/15/2018	2.21000	0.44686
CLAYMORE GUGGENHEIM INTERMEDIATE INVEST GRADE CORPTR SER 14	27-1311427	18387G588	18387G596				GIIC014	12/15/2018	62.98000	62.49505
CLAYMORE GUGGENHEIM INTERMEDIATE INVEST GRADE CORPTR SER 15	27-1400282	18387J269	18387J277				GIIC015	1/15/2018	2.91000	0.59801
CLAYMORE GUGGENHEIM INTERMEDIATE INVEST GRADE CORPTR SER 15	27-1400282	18387J269	18387J277				GIIC015	1/15/2018	46.75000	46.27315
CLAYMORE GUGGENHEIM INTERMEDIATE INVEST GRADE CORPTR SER 15	27-1400282	18387J269	18387J277				GIIC015	2/15/2018	2.93000	0.60212
CLAYMORE GUGGENHEIM INTERMEDIATE INVEST GRADE CORPTR SER 15	27-1400282	18387J269	18387J277				GIIC015	2/15/2018	62.91000	62.26832
CLAYMORE GUGGENHEIM INTERMEDIATE INVEST GRADE CORPTR SER 15	27-1400282	18387J269	18387J277				GIIC015	3/15/2018	2.73000	0.56102
CLAYMORE GUGGENHEIM INTERMEDIATE INVEST GRADE CORPTR SER 15	27-1400282	18387J269	18387J277				GIIC015	4/15/2018	2.62000	0.53841
CLAYMORE GUGGENHEIM INTERMEDIATE INVEST GRADE CORPTR SER 15	27-1400282	18387J269	18387J277				GIIC015	5/15/2018	2.42000	0.49731
CLAYMORE GUGGENHEIM INTERMEDIATE INVEST GRADE CORPTR SER 15	27-1400282	18387J269	18387J277				GIIC015	5/15/2018	60.66000	60.04127
CLAYMORE GUGGENHEIM INTERMEDIATE INVEST GRADE CORPTR SER 15	27-1400282	18387J269	18387J277				GIIC015	6/15/2018	2.35000	0.48293
CLAYMORE GUGGENHEIM INTERMEDIATE INVEST GRADE CORPTR SER 15	27-1400282	18387J269	18387J277				GIIC015	7/15/2018	2.31000	0.47471
CLAYMORE GUGGENHEIM INTERMEDIATE INVEST GRADE CORPTR SER 15	27-1400282	18387J269	18387J277				GIIC015	8/15/2018	2.34000	0.48087
CLAYMORE GUGGENHEIM INTERMEDIATE INVEST GRADE CORPTR SER 15	27-1400282	18387J269	18387J277				GIIC015	9/15/2018	2.27000	0.46649
CLAYMORE GUGGENHEIM INTERMEDIATE INVEST GRADE CORPTR SER 15	27-1400282	18387J269	18387J277				GIIC015	10/15/2018	2.21000	0.45416
CLAYMORE GUGGENHEIM INTERMEDIATE INVEST GRADE CORPTR SER 15	27-1400282	18387J269	18387J277				GIIC015	10/15/2018	30.40000	30.08992
CLAYMORE GUGGENHEIM INTERMEDIATE INVEST GRADE CORPTR SER 15	27-1400282	18387J269	18387J277				GIIC015	11/15/2018	2.17000	0.44594
CLAYMORE GUGGENHEIM INTERMEDIATE INVEST GRADE CORPTR SER 15	27-1400282	18387J269	18387J277				GIIC015	12/15/2018	1.96000	0.40278
CLAYMORE GUGGENHEIM INTERMEDIATE INVEST GRADE CORPTR SER 15	27-1400282	18387J269	18387J277				GIIC015	12/15/2018	69.65000	68.93957
CLAY-GUGGEN INTERMEDIATE INVEST GRADE CORP TRUSTSERIES 16	27-1494233	18387J285	18387J293				GIIC016	1/15/2018	3.44000	0.37806
CLAY-GUGGEN INTERMEDIATE INVEST GRADE CORP TRUSTSERIES 16	27-1494233	18387J285	18387J293				GIIC016	1/15/2018	39.41000	39.09472
CLAY-GUGGEN INTERMEDIATE INVEST GRADE CORP TRUSTSERIES 16	27-1494233	18387J285	18387J293				GIIC016	2/15/2018	3.35000	0.36817
CLAY-GUGGEN INTERMEDIATE INVEST GRADE CORP TRUSTSERIES 16	27-1494233	18387J285	18387J293				GIIC016	3/15/2018	3.36000	0.36926
CLAY-GUGGEN INTERMEDIATE INVEST GRADE CORP TRUSTSERIES 16	27-1494233	18387J285	18387J293				GIIC016	4/15/2018	3.37000	0.37036
CLAY-GUGGEN INTERMEDIATE INVEST GRADE CORP TRUSTSERIES 16	27-1494233	18387J285	18387J293				GIIC016	5/15/2018	3.17000	0.34838
CLAY-GUGGEN INTERMEDIATE INVEST GRADE CORP TRUSTSERIES 16	27-1494233	18387J285	18387J293				GIIC016	5/15/2018	103.42000	102.59264
CLAY-GUGGEN INTERMEDIATE INVEST GRADE CORP TRUSTSERIES 16	27-1494233	18387J285	18387J293				GIIC016	6/15/2018	2.82000	0.30992
CLAY-GUGGEN INTERMEDIATE INVEST GRADE CORP TRUSTSERIES 16	27-1494233	18387J285	18387J293				GIIC016	6/15/2018	28.94000	28.70848
CLAY-GUGGEN INTERMEDIATE INVEST GRADE CORP TRUSTSERIES 16	27-1494233	18387J285	18387J293				GIIC016	7/15/2018	2.72000	0.29893
CLAY-GUGGEN INTERMEDIATE INVEST GRADE CORP TRUSTSERIES 16	27-1494233	18387J285	18387J293				GIIC016	8/15/2018	2.81000	0.30882
CLAY-GUGGEN INTERMEDIATE INVEST GRADE CORP TRUSTSERIES 16	27-1494233	18387J285	18387J293				GIIC016	9/15/2018	2.67000	0.29343
CLAY-GUGGEN INTERMEDIATE INVEST GRADE CORP TRUSTSERIES 16	27-1494233	18387J285	18387J293				GIIC016	9/15/2018	34.62000	34.34304
CLAY-GUGGEN INTERMEDIATE INVEST GRADE CORP TRUSTSERIES 16	27-1494233	18387J285	18387J293				GIIC016	10/15/2018	2.42000	0.26596
CLAY-GUGGEN INTERMEDIATE INVEST GRADE CORP TRUSTSERIES 16	27-1494233	18387J285	18387J293				GIIC016	10/15/2018	45.08000	44.71936
CLAY-GUGGEN INTERMEDIATE INVEST GRADE CORP TRUSTSERIES 16	27-1494233	18387J285	18387J293				GIIC016	11/15/2018	2.35000	0.25827
CLAY-GUGGEN INTERMEDIATE INVEST GRADE CORP TRUSTSERIES 16	27-1494233	18387J285	18387J293				GIIC016	11/15/2018	77.06000	76.44352

Issuer's Name	EIN	CUSIP 1	CUSIP 2	CUSIP 3	CUSIP 4	CUSIP 5	Ticker Symbol	Date of Corporate Action	Distribution Per Unit	Per Unit Reduction of Taxpayer's Basis
CLAY-GUGGEN INTERMEDIATE INVEST GRADE CORP TRUSTSERIES 16	27-1494233	18387J285	18387J293				GIIC016	12/15/2018	1.80000	0.19782
CLAYMORE GUGGENHEIM INTERMEDIATE INVEST-GRADE CORPTR SER 17	27-1716991	18387J343	18387J350				GIIC017	1/15/2018	3.56000	0.74796
CLAYMORE GUGGENHEIM INTERMEDIATE INVEST-GRADE CORPTR SER 17	27-1716991	18387J343	18387J350				GIIC017	1/15/2018	13.59000	13.39838
CLAYMORE GUGGENHEIM INTERMEDIATE INVEST-GRADE CORPTR SER 17	27-1716991	18387J343	18387J350				GIIC017	2/15/2018	3.53000	0.74165
CLAYMORE GUGGENHEIM INTERMEDIATE INVEST-GRADE CORPTR SER 17	27-1716991	18387J343	18387J350				GIIC017	3/15/2018	3.55000	0.74586
CLAYMORE GUGGENHEIM INTERMEDIATE INVEST-GRADE CORPTR SER 17	27-1716991	18387J343	18387J350				GIIC017	4/15/2018	3.56000	0.74796
CLAYMORE GUGGENHEIM INTERMEDIATE INVEST-GRADE CORPTR SER 17	27-1716991	18387J343	18387J350				GIIC017	5/15/2018	3.46000	0.72695
CLAYMORE GUGGENHEIM INTERMEDIATE INVEST-GRADE CORPTR SER 17	27-1716991	18387J343	18387J350				GIIC017	5/15/2018	48.31000	47.62883
CLAYMORE GUGGENHEIM INTERMEDIATE INVEST-GRADE CORPTR SER 17	27-1716991	18387J343	18387J350				GIIC017	6/15/2018	3.20000	0.67232
CLAYMORE GUGGENHEIM INTERMEDIATE INVEST-GRADE CORPTR SER 17	27-1716991	18387J343	18387J350				GIIC017	6/15/2018	53.12000	52.37101
CLAYMORE GUGGENHEIM INTERMEDIATE INVEST-GRADE CORPTR SER 17	27-1716991	18387J343	18387J350				GIIC017	7/15/2018	3.01000	0.63240
CLAYMORE GUGGENHEIM INTERMEDIATE INVEST-GRADE CORPTR SER 17	27-1716991	18387J343	18387J350				GIIC017	7/15/2018	6.49000	6.39849
CLAYMORE GUGGENHEIM INTERMEDIATE INVEST-GRADE CORPTR SER 17	27-1716991	18387J343	18387J350				GIIC017	8/15/2018	3.01000	0.63240
CLAYMORE GUGGENHEIM INTERMEDIATE INVEST-GRADE CORPTR SER 17	27-1716991	18387J343	18387J350				GIIC017	9/15/2018	2.95000	0.61980
CLAYMORE GUGGENHEIM INTERMEDIATE INVEST-GRADE CORPTR SER 17	27-1716991	18387J343	18387J350				GIIC017	9/15/2018	46.25000	45.59788
CLAYMORE GUGGENHEIM INTERMEDIATE INVEST-GRADE CORPTR SER 17	27-1716991	18387J343	18387J350				GIIC017	10/15/2018	2.75000	0.57778
CLAYMORE GUGGENHEIM INTERMEDIATE INVEST-GRADE CORPTR SER 17	27-1716991	18387J343	18387J350				GIIC017	11/15/2018	2.58000	0.54206
CLAYMORE GUGGENHEIM INTERMEDIATE INVEST-GRADE CORPTR SER 17	27-1716991	18387J343	18387J350				GIIC017	11/15/2018	66.66000	65.72009
CLAYMORE GUGGENHEIM INTERMEDIATE INVEST-GRADE CORPTR SER 17	27-1716991	18387J343	18387J350				GIIC017	12/15/2018	2.26000	0.47483
CLAY GUGGEN INTERMED INVESTMENT GRADE CORP TRUSTSERIES 18	27-1966640	18387J368	18387J376				GIIC018	1/15/2018	3.24000	0.53330
CLAY GUGGEN INTERMED INVESTMENT GRADE CORP TRUSTSERIES 18	27-1966640	18387J368	18387J376				GIIC018	1/15/2018	87.08000	86.66202
CLAY GUGGEN INTERMED INVESTMENT GRADE CORP TRUSTSERIES 18	27-1966640	18387J368	18387J376				GIIC018	2/15/2018	3.16000	0.52014
CLAY GUGGEN INTERMED INVESTMENT GRADE CORP TRUSTSERIES 18	27-1966640	18387J368	18387J376				GIIC018	3/15/2018	3.08000	0.50697
CLAY GUGGEN INTERMED INVESTMENT GRADE CORP TRUSTSERIES 18	27-1966640	18387J368	18387J376				GIIC018	3/15/2018	38.98000	38.79290
CLAY GUGGEN INTERMED INVESTMENT GRADE CORP TRUSTSERIES 18	27-1966640	18387J368	18387J376				GIIC018	4/15/2018	2.97000	0.48886
CLAY GUGGEN INTERMED INVESTMENT GRADE CORP TRUSTSERIES 18	27-1966640	18387J368	18387J376				GIIC018	5/15/2018	2.84000	0.46746
CLAY GUGGEN INTERMED INVESTMENT GRADE CORP TRUSTSERIES 18	27-1966640	18387J368	18387J376				GIIC018	5/15/2018	101.02000	100.53510
CLAY GUGGEN INTERMED INVESTMENT GRADE CORP TRUSTSERIES 18	27-1966640	18387J368	18387J376				GIIC018	6/15/2018	2.40000	0.39504
CLAY GUGGEN INTERMED INVESTMENT GRADE CORP TRUSTSERIES 18	27-1966640	18387J368	18387J376				GIIC018	6/15/2018	36.31000	36.13571
CLAY GUGGEN INTERMED INVESTMENT GRADE CORP TRUSTSERIES 18	27-1966640	18387J368	18387J376				GIIC018	7/15/2018	2.33000	0.38352
CLAY GUGGEN INTERMED INVESTMENT GRADE CORP TRUSTSERIES 18	27-1966640	18387J368	18387J376				GIIC018	8/15/2018	2.36000	0.38846
CLAY GUGGEN INTERMED INVESTMENT GRADE CORP TRUSTSERIES 18	27-1966640	18387J368	18387J376				GIIC018	9/15/2018	2.33000	0.38352
CLAY GUGGEN INTERMED INVESTMENT GRADE CORP TRUSTSERIES 18	27-1966640	18387J368	18387J376				GIIC018	10/15/2018	2.35000	0.38681
CLAY GUGGEN INTERMED INVESTMENT GRADE CORP TRUSTSERIES 18	27-1966640	18387J368	18387J376				GIIC018	11/15/2018	2.06000	0.33908
CLAY GUGGEN INTERMED INVESTMENT GRADE CORP TRUSTSERIES 18	27-1966640	18387J368	18387J376				GIIC018	11/15/2018	141.29000	140.61181
CLAY GUGGEN INTERMED INVESTMENT GRADE CORP TRUSTSERIES 18	27-1966640	18387J368	18387J376				GIIC018	12/15/2018	1.29000	0.21233
CLAYMORE GUGGENHEIM INTERMEDIATE INVEST-GRADE CORPTR SER 19	27-2096960	18387K381	18387K399				GIIC019	1/15/2018	2.85000	0.36993
CLAYMORE GUGGENHEIM INTERMEDIATE INVEST-GRADE CORPTR SER 19	27-2096960	18387K381	18387K399				GIIC019	1/15/2018	67.50000	66.54150
CLAYMORE GUGGENHEIM INTERMEDIATE INVEST-GRADE CORPTR SER 19	27-2096960	18387K381	18387K399				GIIC019	2/15/2018	2.79000	0.36214
CLAYMORE GUGGENHEIM INTERMEDIATE INVEST-GRADE CORPTR SER 19	27-2096960	18387K381	18387K399				GIIC019	3/15/2018	2.82000	0.36604
CLAYMORE GUGGENHEIM INTERMEDIATE INVEST-GRADE CORPTR SER 19	27-2096960	18387K381	18387K399				GIIC019	4/15/2018	2.80000	0.36344
CLAYMORE GUGGENHEIM INTERMEDIATE INVEST-GRADE CORPTR SER 19	27-2096960	18387K381	18387K399				GIIC019	5/15/2018	2.68000	0.34786
CLAYMORE GUGGENHEIM INTERMEDIATE INVEST-GRADE CORPTR SER 19	27-2096960	18387K381	18387K399				GIIC019	5/15/2018	82.93000	81.75239
CLAYMORE GUGGENHEIM INTERMEDIATE INVEST-GRADE CORPTR SER 19	27-2096960	18387K381	18387K399				GIIC019	6/15/2018	2.51000	0.32580
CLAYMORE GUGGENHEIM INTERMEDIATE INVEST-GRADE CORPTR SER 19	27-2096960	18387K381	18387K399				GIIC019	7/15/2018	2.44000	0.31671
CLAYMORE GUGGENHEIM INTERMEDIATE INVEST-GRADE CORPTR SER 19	27-2096960	18387K381	18387K399				GIIC019	8/15/2018	2.50000	0.32450
CLAYMORE GUGGENHEIM INTERMEDIATE INVEST-GRADE CORPTR SER 19	27-2096960	18387K381	18387K399				GIIC019	9/15/2018	2.40000	0.31152
CLAYMORE GUGGENHEIM INTERMEDIATE INVEST-GRADE CORPTR SER 19	27-2096960	18387K381	18387K399				GIIC019	9/15/2018	46.17000	45.51439
CLAYMORE GUGGENHEIM INTERMEDIATE INVEST-GRADE CORPTR SER 19	27-2096960	18387K381	18387K399				GIIC019	10/15/2018	2.18000	0.28296
CLAYMORE GUGGENHEIM INTERMEDIATE INVEST-GRADE CORPTR SER 19	27-2096960	18387K381	18387K399				GIIC019	11/15/2018	2.19000	0.28426
CLAYMORE GUGGENHEIM INTERMEDIATE INVEST-GRADE CORPTR SER 19	27-2096960	18387K381	18387K399				GIIC019	11/15/2018	41.54000	40.95013
CLAYMORE GUGGENHEIM INTERMEDIATE INVEST-GRADE CORPTR SER 19	27-2096960	18387K381	18387K399				GIIC019	12/15/2018	1.85000	0.24013
CLAYMORE GUGGENHEIM INTERMEDIATE INVEST GRADE CORPTR SER 20	27-2459140	18387K407	18387K415				GIIC020	1/15/2018	2.50000	0.90675
CLAYMORE GUGGENHEIM INTERMEDIATE INVEST GRADE CORPTR SER 20	27-2459140	18387K407	18387K415				GIIC020	1/15/2018	117.78000	116.89665
CLAYMORE GUGGENHEIM INTERMEDIATE INVEST GRADE CORPTR SER 20	27-2459140	18387K407	18387K415				GIIC020	2/15/2018	2.38000	0.86323
CLAYMORE GUGGENHEIM INTERMEDIATE INVEST GRADE CORPTR SER 20	27-2459140	18387K407	18387K415				GIIC020	3/15/2018	2.39000	0.86685
CLAYMORE GUGGENHEIM INTERMEDIATE INVEST GRADE CORPTR SER 20	27-2459140	18387K407	18387K415				GIIC020	4/15/2018	2.38000	0.86323
CLAYMORE GUGGENHEIM INTERMEDIATE INVEST GRADE CORPTR SER 20	27-2459140	18387K407	18387K415				GIIC020	5/15/2018	2.32000	0.84146
CLAYMORE GUGGENHEIM INTERMEDIATE INVEST GRADE CORPTR SER 20	27-2459140	18387K407	18387K415				GIIC020	5/15/2018	59.12000	58.67660
CLAYMORE GUGGENHEIM INTERMEDIATE INVEST GRADE CORPTR SER 20	27-2459140	18387K407	18387K415				GIIC020	6/15/2018	2.14000	0.77618
CLAYMORE GUGGENHEIM INTERMEDIATE INVEST GRADE CORPTR SER 20	27-2459140	18387K407	18387K415				GIIC020	7/15/2018	2.14000	0.77618
CLAYMORE GUGGENHEIM INTERMEDIATE INVEST GRADE CORPTR SER 20	27-2459140	18387K407	18387K415				GIIC020	8/15/2018	2.17000	0.78706
CLAYMORE GUGGENHEIM INTERMEDIATE INVEST GRADE CORPTR SER 20	27-2459140	18387K407	18387K415				GIIC020	9/15/2018	2.05000	0.74354

Issuer's Name	EIN	CUSIP 1	CUSIP 2	CUSIP 3	CUSIP 4	CUSIP 5	Ticker Symbol	Date of Corporate Action	Distribution Per Unit	Per Unit Reduction of Taxpayer's Basis
CLAYMORE GUGGENHEIM INTERMEDIATE INVEST GRADE CORPTR SER 20	27-2459140	18387K407	18387K415				GIIC020	9/15/2018	69.58000	69.05815
CLAYMORE GUGGENHEIM INTERMEDIATE INVEST GRADE CORPTR SER 20	27-2459140	18387K407	18387K415				GIIC020	10/15/2018	1.75000	0.63473
CLAYMORE GUGGENHEIM INTERMEDIATE INVEST GRADE CORPTR SER 20	27-2459140	18387K407	18387K415				GIIC020	11/15/2018	1.52000	0.55130
CLAYMORE GUGGENHEIM INTERMEDIATE INVEST GRADE CORPTR SER 20	27-2459140	18387K407	18387K415				GIIC020	11/15/2018	68.13000	67.61903
CLAYMORE GUGGENHEIM INTERMEDIATE INVEST GRADE CORPTR SER 20	27-2459140	18387K407	18387K415				GIIC020	12/15/2018	1.24000	0.44975
CLAYMORE GUGGENHEIM INTER INVESTMENT-GRADE CORP TRSER 21	27-2691180	18387K423	18387K431				GIIC021	1/15/2018	3.27000	0.75243
CLAYMORE GUGGENHEIM INTER INVESTMENT-GRADE CORP TRSER 21	27-2691180	18387K423	18387K431				GIIC021	1/15/2018	75.30000	74.56959
CLAYMORE GUGGENHEIM INTER INVESTMENT-GRADE CORP TRSER 21	27-2691180	18387K423	18387K431				GIIC021	2/15/2018	3.25000	0.74783
CLAYMORE GUGGENHEIM INTER INVESTMENT-GRADE CORP TRSER 21	27-2691180	18387K423	18387K431				GIIC021	3/15/2018	3.22000	0.74092
CLAYMORE GUGGENHEIM INTER INVESTMENT-GRADE CORP TRSER 21	27-2691180	18387K423	18387K431				GIIC021	4/15/2018	3.29000	0.75703
CLAYMORE GUGGENHEIM INTER INVESTMENT-GRADE CORP TRSER 21	27-2691180	18387K423	18387K431				GIIC021	5/15/2018	3.15000	0.72482
CLAYMORE GUGGENHEIM INTER INVESTMENT-GRADE CORP TRSER 21	27-2691180	18387K423	18387K431				GIIC021	5/15/2018	66.05000	65.40932
CLAYMORE GUGGENHEIM INTER INVESTMENT-GRADE CORP TRSER 21	27-2691180	18387K423	18387K431				GIIC021	6/15/2018	2.96000	0.68110
CLAYMORE GUGGENHEIM INTER INVESTMENT-GRADE CORP TRSER 21	27-2691180	18387K423	18387K431				GIIC021	7/15/2018	2.99000	0.68800
CLAYMORE GUGGENHEIM INTER INVESTMENT-GRADE CORP TRSER 21	27-2691180	18387K423	18387K431				GIIC021	8/15/2018	2.98000	0.68570
CLAYMORE GUGGENHEIM INTER INVESTMENT-GRADE CORP TRSER 21	27-2691180	18387K423	18387K431				GIIC021	9/15/2018	2.90000	0.66729
CLAYMORE GUGGENHEIM INTER INVESTMENT-GRADE CORP TRSER 21	27-2691180	18387K423	18387K431				GIIC021	9/15/2018	36.54000	36.18556
CLAYMORE GUGGENHEIM INTER INVESTMENT-GRADE CORP TRSER 21	27-2691180	18387K423	18387K431				GIIC021	10/15/2018	2.76000	0.63508
CLAYMORE GUGGENHEIM INTER INVESTMENT-GRADE CORP TRSER 21	27-2691180	18387K423	18387K431				GIIC021	11/15/2018	2.67000	0.61437
CLAYMORE GUGGENHEIM INTER INVESTMENT-GRADE CORP TRSER 21	27-2691180	18387K423	18387K431				GIIC021	11/15/2018	16.33000	16.17160
CLAYMORE GUGGENHEIM INTER INVESTMENT-GRADE CORP TRSER 21	27-2691180	18387K423	18387K431				GIIC021	12/15/2018	2.46000	0.56605
CLAYMORE GUGGENHEIM INTER INVESTMENT-GRADE CORP TRSER 21	27-2691180	18387K423	18387K431				GIIC021	12/15/2018	41.69000	41.28561
CLAYMORE GUGGENHEIM INTERMEDIATE INVESTMENT GRADECORP TR SER 22	27-2918843	18387K449	18387K456				GIIC022	1/15/2018	2.93000	0.81337
CLAYMORE GUGGENHEIM INTERMEDIATE INVESTMENT GRADECORP TR SER 22	27-2918843	18387K449	18387K456				GIIC022	1/15/2018	95.15000	93.89402
CLAYMORE GUGGENHEIM INTERMEDIATE INVESTMENT GRADECORP TR SER 22	27-2918843	18387K449	18387K456				GIIC022	2/15/2018	2.83000	0.78561
CLAYMORE GUGGENHEIM INTERMEDIATE INVESTMENT GRADECORP TR SER 22	27-2918843	18387K449	18387K456				GIIC022	3/15/2018	2.85000	0.79116
CLAYMORE GUGGENHEIM INTERMEDIATE INVESTMENT GRADECORP TR SER 22	27-2918843	18387K449	18387K456				GIIC022	4/15/2018	2.89000	0.80226
CLAYMORE GUGGENHEIM INTERMEDIATE INVESTMENT GRADECORP TR SER 22	27-2918843	18387K449	18387K456				GIIC022	5/15/2018	2.70000	0.74952
CLAYMORE GUGGENHEIM INTERMEDIATE INVESTMENT GRADECORP TR SER 22	27-2918843	18387K449	18387K456				GIIC022	5/15/2018	56.74000	55.99103
CLAYMORE GUGGENHEIM INTERMEDIATE INVESTMENT GRADECORP TR SER 22	27-2918843	18387K449	18387K456				GIIC022	6/15/2018	2.65000	0.73564
CLAYMORE GUGGENHEIM INTERMEDIATE INVESTMENT GRADECORP TR SER 22	27-2918843	18387K449	18387K456				GIIC022	7/15/2018	2.64000	0.73286
CLAYMORE GUGGENHEIM INTERMEDIATE INVESTMENT GRADECORP TR SER 22	27-2918843	18387K449	18387K456				GIIC022	7/15/2018	2.64000	0.73286
CLAYMORE GUGGENHEIM INTERMEDIATE INVESTMENT GRADECORP TR SER 22	27-2918843	18387K449	18387K456				GIIC022	9/15/2018	2.62000	0.72731
CLAYMORE GUGGENHEIM INTERMEDIATE INVESTMENT GRADECORP TR SER 22	27-2918843	18387K449	18387K456				GIIC022	10/15/2018	2.61000	0.72454
CLAYMORE GUGGENHEIM INTERMEDIATE INVESTMENT GRADECORP TR SER 22	27-2918843	18387K449	18387K456				GIIC022	11/15/2018	2.47000	0.68567
CLAYMORE GUGGENHEIM INTERMEDIATE INVESTMENT GRADECORP TR SER 22	27-2918843	18387K449	18387K456				GIIC022	11/15/2018	28.60000	28.22248
CLAYMORE GUGGENHEIM INTERMEDIATE INVESTMENT GRADECORP TR SER 22	27-2918843	18387K449	18387K456				GIIC022	12/15/2018	2.36000	0.65514
CLAYMORE GUGGENHEIM INTERMEDIATE INVEST GRADE CORPTR SERIES 23	27-2997887	18387Q305	18387Q313				GIIC 023	1/15/2018	3.76000	0.91556
CLAYMORE GUGGENHEIM INTERMEDIATE INVEST GRADE CORPTR SERIES 23	27-2997887	18387Q305	18387Q313				GIIC 023	1/15/2018	40.72000	39.99111
CLAYMORE GUGGENHEIM INTERMEDIATE INVEST GRADE CORPTR SERIES 23	27-2997887	18387Q305	18387Q313				GIIC 023	2/15/2018	3.77000	0.91800
CLAYMORE GUGGENHEIM INTERMEDIATE INVEST GRADE CORPTR SERIES 23	27-2997887	18387Q305	18387Q313				GIIC 023	3/15/2018	3.79000	0.92287
CLAYMORE GUGGENHEIM INTERMEDIATE INVEST GRADE CORPTR SERIES 23	27-2997887	18387Q305	18387Q313				GIIC 023	4/15/2018	3.80000	0.92530
CLAYMORE GUGGENHEIM INTERMEDIATE INVEST GRADE CORPTR SERIES 23	27-2997887	18387Q305	18387Q313				GIIC 023	5/15/2018	3.79000	0.92287
CLAYMORE GUGGENHEIM INTERMEDIATE INVEST GRADE CORPTR SERIES 23	27-2997887	18387Q305	18387Q313				GIIC 023	6/15/2018	3.81000	0.92774
CLAYMORE GUGGENHEIM INTERMEDIATE INVEST GRADE CORPTR SERIES 23	27-2997887	18387Q305	18387Q313				GIIC 023	7/15/2018	3.52000	0.85712
CLAYMORE GUGGENHEIM INTERMEDIATE INVEST GRADE CORPTR SERIES 23	27-2997887	18387Q305	18387Q313				GIIC 023	7/15/2018	41.92000	41.16963
CLAYMORE GUGGENHEIM INTERMEDIATE INVEST GRADE CORPTR SERIES 23	27-2997887	18387Q305	18387Q313				GIIC 023	8/15/2018	3.52000	0.85712
CLAYMORE GUGGENHEIM INTERMEDIATE INVEST GRADE CORPTR SERIES 23	27-2997887	18387Q305	18387Q313				GIIC 023	9/15/2018	3.53000	0.85956
CLAYMORE GUGGENHEIM INTERMEDIATE INVEST GRADE CORPTR SERIES 23	27-2997887	18387Q305	18387Q313				GIIC 023	10/15/2018	3.56000	0.86686
CLAYMORE GUGGENHEIM INTERMEDIATE INVEST GRADE CORPTR SERIES 23	27-2997887	18387Q305	18387Q313				GIIC 023	11/15/2018	3.40000	0.82790
CLAYMORE GUGGENHEIM INTERMEDIATE INVEST GRADE CORPTR SERIES 23	27-2997887	18387Q305	18387Q313				GIIC 023	11/15/2018	77.48000	76.09311
CLAYMORE GUGGENHEIM INTERMEDIATE INVEST GRADE CORPTR SERIES 23	27-2997887	18387Q305	18387Q313				GIIC 023	12/15/2018	2.86000	0.69641
CLAYMORE GUGGENHEIM INTERMEDIATE INVEST-GRADE CORPTR SER 24	27-3162574	18387Q420	18387Q438				GIIC024	1/15/2018	3.57000	0.57477
CLAYMORE GUGGENHEIM INTERMEDIATE INVEST-GRADE CORPTR SER 24	27-3162574	18387Q420	18387Q438				GIIC024	1/15/2018	10.79000	10.14584
CLAYMORE GUGGENHEIM INTERMEDIATE INVEST-GRADE CORPTR SER 24	27-3162574	18387Q420	18387Q438				GIIC024	2/15/2018	3.61000	0.58121
CLAYMORE GUGGENHEIM INTERMEDIATE INVEST-GRADE CORPTR SER 24	27-3162574	18387Q420	18387Q438				GIIC024	3/15/2018	3.63000	0.58443
CLAYMORE GUGGENHEIM INTERMEDIATE INVEST-GRADE CORPTR SER 24	27-3162574	18387Q420	18387Q438				GIIC024	4/15/2018	3.62000	0.58282
CLAYMORE GUGGENHEIM INTERMEDIATE INVEST-GRADE CORPTR SER 24	27-3162574	18387Q420	18387Q438				GIIC024	5/15/2018	3.63000	0.58443
CLAYMORE GUGGENHEIM INTERMEDIATE INVEST-GRADE CORPTR SER 24	27-3162574	18387Q420	18387Q438				GIIC024	6/15/2018	3.64000	0.58604
CLAYMORE GUGGENHEIM INTERMEDIATE INVEST-GRADE CORPTR SER 24	27-3162574	18387Q420	18387Q438				GIIC024	7/15/2018	3.61000	0.58121
CLAYMORE GUGGENHEIM INTERMEDIATE INVEST-GRADE CORPTR SER 24	27-3162574	18387Q420	18387Q438				GIIC024	8/15/2018	3.56000	0.57316
CLAYMORE GUGGENHEIM INTERMEDIATE INVEST-GRADE CORPTR SER 24	27-3162574	18387Q420	18387Q438				GIIC024	9/15/2018	3.45000	0.55545
CLAYMORE GUGGENHEIM INTERMEDIATE INVEST-GRADE CORPTR SER 24	27-3162574	18387Q420	18387Q438				GIIC024	9/15/2018	49.43000	46.47903

Issuer's Name	EIN	CUSIP 1	CUSIP 2	CUSIP 3	CUSIP 4	CUSIP 5	Ticker Symbol	Date of Corporate Action	Distribution Per Unit	Per Unit Reduction of Taxpayer's Basis
CLAYMORE GUGGENHEIM INTERMEDIATE INVEST-GRADE CORPTR SER 24	27-3162574	18387Q420	18387Q438				GIIC024	10/15/2018	3.24000	0.52164
CLAYMORE GUGGENHEIM INTERMEDIATE INVEST-GRADE CORPTR SER 24	27-3162574	18387Q420	18387Q438				GIIC024	11/15/2018	3.13000	0.50393
CLAYMORE GUGGENHEIM INTERMEDIATE INVEST-GRADE CORPTR SER 24	27-3162574	18387Q420	18387Q438				GIIC024	11/15/2018	20.80000	19.55824
CLAYMORE GUGGENHEIM INTERMEDIATE INVEST-GRADE CORPTR SER 24	27-3162574	18387Q420	18387Q438				GIIC024	12/15/2018	3.13000	0.50393
CLAYMORE GUGGENHEIM INTERMEDIATE INVEST GRADE CORPTR SER 25	27-3244289	18387R204	18387R212				GIIC025	1/15/2018	3.29000	0.67248
CLAYMORE GUGGENHEIM INTERMEDIATE INVEST GRADE CORPTR SER 25	27-3244289	18387R204	18387R212				GIIC025	1/15/2018	93.73000	91.73355
CLAYMORE GUGGENHEIM INTERMEDIATE INVEST GRADE CORPTR SER 25	27-3244289	18387R204	18387R212				GIIC025	2/15/2018	3.19000	0.65204
CLAYMORE GUGGENHEIM INTERMEDIATE INVEST GRADE CORPTR SER 25	27-3244289	18387R204	18387R212				GIIC025	3/15/2018	3.23000	0.66021
CLAYMORE GUGGENHEIM INTERMEDIATE INVEST GRADE CORPTR SER 25	27-3244289	18387R204	18387R212				GIIC025	4/15/2018	3.21000	0.65612
CLAYMORE GUGGENHEIM INTERMEDIATE INVEST GRADE CORPTR SER 25	27-3244289	18387R204	18387R212				GIIC025	5/15/2018	3.24000	0.66226
CLAYMORE GUGGENHEIM INTERMEDIATE INVEST GRADE CORPTR SER 25	27-3244289	18387R204	18387R212				GIIC025	6/15/2018	3.20000	0.65408
CLAYMORE GUGGENHEIM INTERMEDIATE INVEST GRADE CORPTR SER 25	27-3244289	18387R204	18387R212				GIIC025	7/15/2018	3.23000	0.66021
CLAYMORE GUGGENHEIM INTERMEDIATE INVEST GRADE CORPTR SER 25	27-3244289	18387R204	18387R212				GIIC025	8/15/2018	3.21000	0.65612
CLAYMORE GUGGENHEIM INTERMEDIATE INVEST GRADE CORPTR SER 25	27-3244289	18387R204	18387R212				GIIC025	9/15/2018	3.16000	0.64590
CLAYMORE GUGGENHEIM INTERMEDIATE INVEST GRADE CORPTR SER 25	27-3244289	18387R204	18387R212				GIIC025	9/15/2018	34.69000	33.95110
CLAYMORE GUGGENHEIM INTERMEDIATE INVEST GRADE CORPTR SER 25	27-3244289	18387R204	18387R212				GIIC025	10/15/2018	3.00000	0.61320
CLAYMORE GUGGENHEIM INTERMEDIATE INVEST GRADE CORPTR SER 25	27-3244289	18387R204	18387R212				GIIC025	11/15/2018	2.89000	0.59072
CLAYMORE GUGGENHEIM INTERMEDIATE INVEST GRADE CORPTR SER 25	27-3244289	18387R204	18387R212				GIIC025	11/15/2018	29.54000	28.91080
CLAYMORE GUGGENHEIM INTERMEDIATE INVEST GRADE CORPTR SER 25	27-3244289	18387R204	18387R212				GIIC025	12/15/2018	2.81000	0.57436
COLORADO INVESTORS'QUALIT TAX-EXEMPT TR, SER 20	11-3839398	196524474	196524466				Q-CO20	5/10/2018	3.81000	3.60998
COLORADO INVESTORS'QUALIT TAX-EXEMPT TR, SER 20	11-3839398	196524474	196524466				Q-CO20	8/10/2018	195.26000	185.00885
COLORADO INVESTORS QUALITY TAX-EXEMPT TRUST SERIES21	27-0460078	196524490	196524482				Q-CO21	1/10/2018	2.47000	0.08373
COLORADO INVESTORS QUALITY TAX-EXEMPT TRUST SERIES21	27-0460078	196524490	196524482				Q-CO21	2/10/2018	2.48000	0.08407
COLORADO INVESTORS QUALITY TAX-EXEMPT TRUST SERIES21	27-0460078	196524490	196524482				Q-CO21	3/10/2018	2.49000	0.08441
COLORADO INVESTORS QUALITY TAX-EXEMPT TRUST SERIES21	27-0460078	196524490	196524482				Q-CO21	4/10/2018	2.49000	0.08441
COLORADO INVESTORS QUALITY TAX-EXEMPT TRUST SERIES21	27-0460078	196524490	196524482				Q-CO21	5/10/2018	2.47000	0.08373
COLORADO INVESTORS QUALITY TAX-EXEMPT TRUST SERIES21	27-0460078	196524490	196524482				Q-CO21	6/10/2018	2.45000	0.08306
COLORADO INVESTORS QUALITY TAX-EXEMPT TRUST SERIES21	27-0460078	196524490	196524482				Q-CO21	7/10/2018	2.48000	0.08407
COLORADO INVESTORS QUALITY TAX-EXEMPT TRUST SERIES21	27-0460078	196524490	196524482				Q-CO21	8/10/2018	2.47000	0.08373
COLORADO INVESTORS QUALITY TAX-EXEMPT TRUST SERIES21	27-0460078	196524490	196524482				Q-CO21	9/10/2018	2.40000	0.08136
COLORADO INVESTORS QUALITY TAX-EXEMPT TRUST SERIES21	27-0460078	196524490	196524482				Q-CO21	9/10/2018	54.64000	52.38337
COLORADO INVESTORS QUALITY TAX-EXEMPT TRUST SERIES21	27-0460078	196524490	196524482				Q-CO21	10/10/2018	2.20000	0.07458
COLORADO INVESTORS QUALITY TAX-EXEMPT TRUST SERIES21	27-0460078	196524490	196524482				Q-CO21	11/10/2018	2.21000	0.07492
COLORADO INVESTORS QUALITY TAX-EXEMPT TRUST SERIES21	27-0460078	196524490	196524482				Q-CO21	12/10/2018	2.14000	0.07255
COLORADO INVESTORS QUALITY TAX-EXEMPT TRUST SERIES21	27-0460078	196524490	196524482				Q-CO21	12/10/2018	16.12000	15.45424
CORPORATE INCOME TRUST SERIES 2	27-2996126	21989W118	21989W100				VKCT2	1/10/2018	58.34000	57.74493
CORPORATE INCOME TRUST SERIES 2	27-2996126	21989W118	21989W100				VKCT2	2/10/2018	160.60000	158.96188
CORPORATE INCOME TRUST SERIES 2	27-2996126	21989W118	21989W100				VKCT2	4/10/2018	56.06000	55.48819
Eaton Vance Merger & Acquisition Targets Portfolio, Series 6	35-2579914	27832M140	27832M157	27832M173	27832M165		EVMA006	1/10/2018	0.21760	0.15828
Eaton Vance Merger & Acquisition Targets Portfolio, Series 6	35-2579914	27832M140	27832M157	27832M173	27832M165		EVMA006	5/10/2018	0.37780	0.27481
Eaton Vance Merger & Acquisition Targets Portfolio, Series 6	35-2579914	27832M140	27832M157	27832M173	27832M165		EVMA006	11/10/2018	0.18630	0.13551
EV International Dividend Fortitude Portfolio, Series 5	35-2583862	27833B101	27833B119	27833B135	27833B127		EVIDF005	12/19/2018	0.28040	0.04273
EV Sustainable Impact Portfolio, Series 5	35-2583863	27833B143	27833B150	27833B176	27833B168		EVSIP005	12/19/2018	0.30510	0.02950
Eaton Vance Megatrends Portfolio, Series 7	35-2590458	27833R106	27833R114	27833R130	27833R122		EVMT007	5/10/2018	0.50530	0.01142
Eaton Vance Megatrends Portfolio, Series 7	35-2590458	27833R106	27833R114	27833R130	27833R122		EVMT007	12/19/2018	0.27380	0.00619
Eaton Vance Merger & Acquisition Targets Portfolio, Series 7	35-2590457	27833R148	27833R155	27833R171	27833R163		EVMA007	5/10/2018	0.37660	0.23786
Eaton Vance Merger & Acquisition Targets Portfolio, Series 7	35-2590457	27833R148	27833R155	27833R171	27833R163		EVMA007	11/10/2018	0.17620	0.11129
Eaton Vance Dividend Fortitude Portfolio, Series 7	35-2590456	27833R189	27833R197	27833R213	27833R205		EVDFF007	1/10/2018	0.01850	0.00003
Eaton Vance Dividend Fortitude Portfolio, Series 7	35-2590456	27833R189	27833R197	27833R213	27833R205		EVDFF007	2/10/2018	0.01850	0.00003
Eaton Vance Dividend Fortitude Portfolio, Series 7	35-2590456	27833R189	27833R197	27833R213	27833R205		EVDFF007	3/10/2018	0.01900	0.00003
Eaton Vance Dividend Fortitude Portfolio, Series 7	35-2590456	27833R189	27833R197	27833R213	27833R205		EVDFF007	4/10/2018	0.01900	0.00003
Eaton Vance Dividend Fortitude Portfolio, Series 7	35-2590456	27833R189	27833R197	27833R213	27833R205		EVDFF007	5/10/2018	0.01890	0.00003
Eaton Vance Dividend Fortitude Portfolio, Series 7	35-2590456	27833R189	27833R197	27833R213	27833R205		EVDFF007	6/10/2018	0.01890	0.00003
Eaton Vance Dividend Fortitude Portfolio, Series 7	35-2590456	27833R189	27833R197	27833R213	27833R205		EVDFF007	7/10/2018	0.01860	0.00003
Eaton Vance Dividend Fortitude Portfolio, Series 7	35-2590456	27833R189	27833R197	27833R213	27833R205		EVDFF007	8/10/2018	0.01860	0.00003
Eaton Vance Dividend Fortitude Portfolio, Series 7	35-2590456	27833R189	27833R197	27833R213	27833R205		EVDFF007	9/10/2018	0.01850	0.00003
Eaton Vance Dividend Fortitude Portfolio, Series 7	35-2590456	27833R189	27833R197	27833R213	27833R205		EVDFF007	10/10/2018	0.01900	0.00003

Issuer's Name	EIN	CUSIP 1	CUSIP 2	CUSIP 3	CUSIP 4	CUSIP 5	Ticker Symbol	Date of Corporate Action	Distribution Per Unit	Per Unit Reduction of Taxpayer's Basis
Eaton Vance Dividend Fortitude Portfolio, Series 7	35-2590456	27833R189	27833R197	27833R213	27833R205		EVDFP007	11/10/2018	0.01890	0.00003
Eaton Vance Dividend Fortitude Portfolio, Series 7	35-2590456	27833R189	27833R197	27833R213	27833R205		EVDFP007	12/10/2018	0.01890	0.00003
Eaton Vance Dividend Fortitude Portfolio, Series 7	35-2590456	27833R189	27833R197	27833R213	27833R205		EVDFP007	12/31/2018	0.03680	0.00005
GRIT 74 THE FIRST TRUST GNMA, SRS 74	13-7186713	30264V547						1/31/2018	0.01090	0.00921
GRIT 74 THE FIRST TRUST GNMA, SRS 74	13-7186713	30264V547						1/31/2018	0.05230	0.04419
GRIT 74 THE FIRST TRUST GNMA, SRS 74	13-7186713	30264V547						2/28/2018	0.01058	0.00894
GRIT 74 THE FIRST TRUST GNMA, SRS 74	13-7186713	30264V547						2/28/2018	0.03020	0.02552
GRIT 74 THE FIRST TRUST GNMA, SRS 74	13-7186713	30264V547						3/29/2018	0.01034	0.00874
GRIT 74 THE FIRST TRUST GNMA, SRS 74	13-7186713	30264V547						3/29/2018	0.04090	0.03456
GRIT 74 THE FIRST TRUST GNMA, SRS 74	13-7186713	30264V547						4/30/2018	0.01007	0.00851
GRIT 74 THE FIRST TRUST GNMA, SRS 74	13-7186713	30264V547						4/30/2018	0.04890	0.04132
GRIT 74 THE FIRST TRUST GNMA, SRS 74	13-7186713	30264V547						5/31/2018	0.04870	0.04115
GRIT 74 THE FIRST TRUST GNMA, SRS 74	13-7186713	30264V547						5/31/2018	0.00976	0.00825
GRIT 74 THE FIRST TRUST GNMA, SRS 74	13-7186713	30264V547						6/29/2018	0.01020	0.00862
GRIT 74 THE FIRST TRUST GNMA, SRS 74	13-7186713	30264V547						6/29/2018	0.04280	0.03616
GRIT 74 THE FIRST TRUST GNMA, SRS 74	13-7186713	30264V547						7/31/2018	0.06670	0.05635
GRIT 74 THE FIRST TRUST GNMA, SRS 74	13-7186713	30264V547						7/31/2018	0.00913	0.00771
GRIT 74 THE FIRST TRUST GNMA, SRS 74	13-7186713	30264V547						8/31/2018	0.06260	0.05289
GRIT 74 THE FIRST TRUST GNMA, SRS 74	13-7186713	30264V547						8/31/2018	0.00869	0.00734
GRIT 74 THE FIRST TRUST GNMA, SRS 74	13-7186713	30264V547						9/28/2018	0.00826	0.00698
GRIT 74 THE FIRST TRUST GNMA, SRS 74	13-7186713	30264V547						9/28/2018	0.06040	0.05103
GRIT 74 THE FIRST TRUST GNMA, SRS 74	13-7186713	30264V547						10/31/2018	0.05030	0.04250
GRIT 74 THE FIRST TRUST GNMA, SRS 74	13-7186713	30264V547						10/31/2018	0.00786	0.00664
GRIT 74 THE FIRST TRUST GNMA, SRS 74	13-7186713	30264V547						11/30/2018	0.04630	0.03912
GRIT 74 THE FIRST TRUST GNMA, SRS 74	13-7186713	30264V547						11/30/2018	0.00760	0.00642
GRIT 74 THE FIRST TRUST GNMA, SRS 74	13-7186713	30264V547						12/31/2018	0.04570	0.03861
GRIT 74 THE FIRST TRUST GNMA, SRS 74	13-7186713	30264V547						12/31/2018	0.00811	0.00685
GRIT 75 THE FIRST TRUST GNMA, SRS 75	13-7186712	30264V554						1/31/2018	0.05130	0.04621
GRIT 75 THE FIRST TRUST GNMA, SRS 75	13-7186712	30264V554						1/31/2018	0.00658	0.00593
GRIT 75 THE FIRST TRUST GNMA, SRS 75	13-7186712	30264V554						2/28/2018	0.00614	0.00553
GRIT 75 THE FIRST TRUST GNMA, SRS 75	13-7186712	30264V554						2/28/2018	0.05600	0.05044
GRIT 75 THE FIRST TRUST GNMA, SRS 75	13-7186712	30264V554						3/29/2018	0.00573	0.00516
GRIT 75 THE FIRST TRUST GNMA, SRS 75	13-7186712	30264V554						3/29/2018	0.03730	0.03360
GRIT 75 THE FIRST TRUST GNMA, SRS 75	13-7186712	30264V554						4/30/2018	0.03590	0.03234
GRIT 75 THE FIRST TRUST GNMA, SRS 75	13-7186712	30264V554						4/30/2018	0.00550	0.00495
GRIT 75 THE FIRST TRUST GNMA, SRS 75	13-7186712	30264V554						5/31/2018	0.00511	0.00460
GRIT 75 THE FIRST TRUST GNMA, SRS 75	13-7186712	30264V554						5/31/2018	0.08490	0.07648
GRIT 75 THE FIRST TRUST GNMA, SRS 75	13-7186712	30264V554						6/29/2018	0.00567	0.00511
GRIT 75 THE FIRST TRUST GNMA, SRS 75	13-7186712	30264V554						7/31/2018	0.04860	0.04378
GRIT 75 THE FIRST TRUST GNMA, SRS 75	13-7186712	30264V554						7/31/2018	0.00435	0.00392
GRIT 75 THE FIRST TRUST GNMA, SRS 75	13-7186712	30264V554						8/31/2018	0.00403	0.00363
GRIT 75 THE FIRST TRUST GNMA, SRS 75	13-7186712	30264V554						8/31/2018	0.03300	0.02973
GRIT 75 THE FIRST TRUST GNMA, SRS 75	13-7186712	30264V554						9/28/2018	0.00386	0.00348
GRIT 75 THE FIRST TRUST GNMA, SRS 75	13-7186712	30264V554						9/28/2018	0.01760	0.01585
GRIT 75 THE FIRST TRUST GNMA, SRS 75	13-7186712	30264V554						10/31/2018	0.06230	0.05612
GRIT 75 THE FIRST TRUST GNMA, SRS 75	13-7186712	30264V554						10/31/2018	0.00356	0.00321
GRIT 75 THE FIRST TRUST GNMA, SRS 75	13-7186712	30264V554						11/30/2018	0.00322	0.00290
GRIT 75 THE FIRST TRUST GNMA, SRS 75	13-7186712	30264V554						11/30/2018	0.03470	0.03126
GRIT 75 THE FIRST TRUST GNMA, SRS 75	13-7186712	30264V554						12/31/2018	0.04420	0.03982
GRIT 75 THE FIRST TRUST GNMA, SRS 75	13-7186712	30264V554						12/31/2018	0.00416	0.00375
GRIT 77 THE FIRST TRUST GNMA, SRS 77	13-7265008	30265L530	30265L548					1/31/2018	0.00959	0.00810
GRIT 77 THE FIRST TRUST GNMA, SRS 77	13-7265008	30265L530	30265L548					2/28/2018	0.00970	0.00819
GRIT 77 THE FIRST TRUST GNMA, SRS 77	13-7265008	30265L530	30265L548					3/29/2018	0.04800	0.04053
GRIT 77 THE FIRST TRUST GNMA, SRS 77	13-7265008	30265L530	30265L548					3/29/2018	0.00937	0.00791
GRIT 77 THE FIRST TRUST GNMA, SRS 77	13-7265008	30265L530	30265L548					4/30/2018	0.05690	0.04805
GRIT 77 THE FIRST TRUST GNMA, SRS 77	13-7265008	30265L530	30265L548					4/30/2018	0.00909	0.00768
GRIT 77 THE FIRST TRUST GNMA, SRS 77	13-7265008	30265L530	30265L548					5/31/2018	0.00871	0.00735
GRIT 77 THE FIRST TRUST GNMA, SRS 77	13-7265008	30265L530	30265L548					5/31/2018	0.05460	0.04610
GRIT 77 THE FIRST TRUST GNMA, SRS 77	13-7265008	30265L530	30265L548					6/29/2018	0.01007	0.00850
GRIT 77 THE FIRST TRUST GNMA, SRS 77	13-7265008	30265L530	30265L548					6/29/2018	0.04760	0.04019
GRIT 77 THE FIRST TRUST GNMA, SRS 77	13-7265008	30265L530	30265L548					7/31/2018	0.00803	0.00678
GRIT 77 THE FIRST TRUST GNMA, SRS 77	13-7265008	30265L530	30265L548					7/31/2018	0.05840	0.04931
GRIT 77 THE FIRST TRUST GNMA, SRS 77	13-7265008	30265L530	30265L548					8/31/2018	0.00764	0.00645
GRIT 77 THE FIRST TRUST GNMA, SRS 77	13-7265008	30265L530	30265L548					8/31/2018	0.03880	0.03276

Issuer's Name	EIN	CUSIP 1	CUSIP 2	CUSIP 3	CUSIP 4	CUSIP 5	Ticker Symbol	Date of Corporate Action	Distribution Per Unit	Per Unit Reduction of Taxpayer's Basis
GRIT 77 THE FIRST TRUST GNMA, SRS 77	13-7265008	30265L530	30265L548					9/28/2018	0.00739	0.00624
GRIT 77 THE FIRST TRUST GNMA, SRS 77	13-7265008	30265L530	30265L548					9/28/2018	0.05620	0.04746
GRIT 77 THE FIRST TRUST GNMA, SRS 77	13-7265008	30265L530	30265L548					10/31/2018	0.00701	0.00592
GRIT 77 THE FIRST TRUST GNMA, SRS 77	13-7265008	30265L530	30265L548					10/31/2018	0.08510	0.07186
GRIT 77 THE FIRST TRUST GNMA, SRS 77	13-7265008	30265L530	30265L548					11/30/2018	0.00661	0.00558
GRIT 77 THE FIRST TRUST GNMA, SRS 77	13-7265008	30265L530	30265L548					11/30/2018	0.04520	0.03817
GRIT 77 THE FIRST TRUST GNMA, SRS 77	13-7265008	30265L530	30265L548					12/31/2018	0.00814	0.00687
GRIT 77 THE FIRST TRUST GNMA, SRS 77	13-7265008	30265L530	30265L548					12/31/2018	0.03640	0.03074
GRIT 78 THE FIRST TRUST GNMA, SRS 78	13-7265009	30265L555	30265L563					1/31/2018	0.05480	0.04905
GRIT 78 THE FIRST TRUST GNMA, SRS 78	13-7265009	30265L555	30265L563					1/31/2018	0.00671	0.00601
GRIT 78 THE FIRST TRUST GNMA, SRS 78	13-7265009	30265L555	30265L563					2/28/2018	0.00641	0.00574
GRIT 78 THE FIRST TRUST GNMA, SRS 78	13-7265009	30265L555	30265L563					2/28/2018	0.03180	0.02846
GRIT 78 THE FIRST TRUST GNMA, SRS 78	13-7265009	30265L555	30265L563					3/29/2018	0.00611	0.00547
GRIT 78 THE FIRST TRUST GNMA, SRS 78	13-7265009	30265L555	30265L563					3/29/2018	0.04750	0.04252
GRIT 78 THE FIRST TRUST GNMA, SRS 78	13-7265009	30265L555	30265L563					4/30/2018	0.05820	0.05209
GRIT 78 THE FIRST TRUST GNMA, SRS 78	13-7265009	30265L555	30265L563					4/30/2018	0.00576	0.00516
GRIT 78 THE FIRST TRUST GNMA, SRS 78	13-7265009	30265L555	30265L563					5/31/2018	0.00534	0.00478
GRIT 78 THE FIRST TRUST GNMA, SRS 78	13-7265009	30265L555	30265L563					5/31/2018	0.04100	0.03670
GRIT 78 THE FIRST TRUST GNMA, SRS 78	13-7265009	30265L555	30265L563					6/29/2018	0.00549	0.00491
GRIT 78 THE FIRST TRUST GNMA, SRS 78	13-7265009	30265L555	30265L563					6/29/2018	0.05710	0.05111
GRIT 78 THE FIRST TRUST GNMA, SRS 78	13-7265009	30265L555	30265L563					7/31/2018	0.03630	0.03249
GRIT 78 THE FIRST TRUST GNMA, SRS 78	13-7265009	30265L555	30265L563					7/31/2018	0.00456	0.00408
GRIT 78 THE FIRST TRUST GNMA, SRS 78	13-7265009	30265L555	30265L563					8/31/2018	0.03320	0.02972
GRIT 78 THE FIRST TRUST GNMA, SRS 78	13-7265009	30265L555	30265L563					8/31/2018	0.00431	0.00386
GRIT 78 THE FIRST TRUST GNMA, SRS 78	13-7265009	30265L555	30265L563					9/28/2018	0.00407	0.00364
GRIT 78 THE FIRST TRUST GNMA, SRS 78	13-7265009	30265L555	30265L563					9/28/2018	0.05300	0.04744
GRIT 78 THE FIRST TRUST GNMA, SRS 78	13-7265009	30265L555	30265L563					10/31/2018	0.00361	0.00323
GRIT 78 THE FIRST TRUST GNMA, SRS 78	13-7265009	30265L555	30265L563					10/31/2018	0.03310	0.02963
GRIT 78 THE FIRST TRUST GNMA, SRS 78	13-7265009	30265L555	30265L563					11/30/2018	0.00345	0.00309
GRIT 78 THE FIRST TRUST GNMA, SRS 78	13-7265009	30265L555	30265L563					11/30/2018	0.01910	0.01710
GRIT 78 THE FIRST TRUST GNMA, SRS 78	13-7265009	30265L555	30265L563					12/31/2018	0.03420	0.03061
GRIT 78 THE FIRST TRUST GNMA, SRS 78	13-7265009	30265L555	30265L563					12/31/2018	0.00371	0.00332
GRIT 79 THE FT GNMA RINVST INC TRST (GRIT) SRS 79	13-7275241	30266E550	30266E543				ZFGMX	1/31/2018	0.05040	0.03538
GRIT 79 THE FT GNMA RINVST INC TRST (GRIT) SRS 79	13-7275241	30266E550	30266E543				ZFGMX	1/31/2018	0.01513	0.01062
GRIT 79 THE FT GNMA RINVST INC TRST (GRIT) SRS 79	13-7275241	30266E550	30266E543				ZFGMX	2/28/2018	0.04420	0.03103
GRIT 79 THE FT GNMA RINVST INC TRST (GRIT) SRS 79	13-7275241	30266E550	30266E543				ZFGMX	2/28/2018	0.01481	0.01040
GRIT 79 THE FT GNMA RINVST INC TRST (GRIT) SRS 79	13-7275241	30266E550	30266E543				ZFGMX	3/29/2018	0.01970	0.01383
GRIT 79 THE FT GNMA RINVST INC TRST (GRIT) SRS 79	13-7275241	30266E550	30266E543				ZFGMX	3/29/2018	0.01454	0.01021
GRIT 79 THE FT GNMA RINVST INC TRST (GRIT) SRS 79	13-7275241	30266E550	30266E543				ZFGMX	4/30/2018	0.02050	0.01439
GRIT 79 THE FT GNMA RINVST INC TRST (GRIT) SRS 79	13-7275241	30266E550	30266E543				ZFGMX	4/30/2018	0.01439	0.01010
GRIT 79 THE FT GNMA RINVST INC TRST (GRIT) SRS 79	13-7275241	30266E550	30266E543				ZFGMX	5/31/2018	0.03930	0.02759
GRIT 79 THE FT GNMA RINVST INC TRST (GRIT) SRS 79	13-7275241	30266E550	30266E543				ZFGMX	5/31/2018	0.01421	0.00998
GRIT 79 THE FT GNMA RINVST INC TRST (GRIT) SRS 79	13-7275241	30266E550	30266E543				ZFGMX	6/29/2018	0.01566	0.01099
GRIT 79 THE FT GNMA RINVST INC TRST (GRIT) SRS 79	13-7275241	30266E550	30266E543				ZFGMX	6/29/2018	0.03660	0.02569
GRIT 79 THE FT GNMA RINVST INC TRST (GRIT) SRS 79	13-7275241	30266E550	30266E543				ZFGMX	7/31/2018	0.01370	0.00962
GRIT 79 THE FT GNMA RINVST INC TRST (GRIT) SRS 79	13-7275241	30266E550	30266E543				ZFGMX	7/31/2018	0.04300	0.03019
GRIT 79 THE FT GNMA RINVST INC TRST (GRIT) SRS 79	13-7275241	30266E550	30266E543				ZFGMX	8/31/2018	0.02940	0.02064
GRIT 79 THE FT GNMA RINVST INC TRST (GRIT) SRS 79	13-7275241	30266E550	30266E543				ZFGMX	8/31/2018	0.01343	0.00943
GRIT 79 THE FT GNMA RINVST INC TRST (GRIT) SRS 79	13-7275241	30266E550	30266E543				ZFGMX	9/28/2018	0.03250	0.02282
GRIT 79 THE FT GNMA RINVST INC TRST (GRIT) SRS 79	13-7275241	30266E550	30266E543				ZFGMX	9/28/2018	0.01324	0.00929
GRIT 79 THE FT GNMA RINVST INC TRST (GRIT) SRS 79	13-7275241	30266E550	30266E543				ZFGMX	10/31/2018	0.01303	0.00915
GRIT 79 THE FT GNMA RINVST INC TRST (GRIT) SRS 79	13-7275241	30266E550	30266E543				ZFGMX	10/31/2018	0.03220	0.02260
GRIT 79 THE FT GNMA RINVST INC TRST (GRIT) SRS 79	13-7275241	30266E550	30266E543				ZFGMX	11/30/2018	0.02850	0.02001
GRIT 79 THE FT GNMA RINVST INC TRST (GRIT) SRS 79	13-7275241	30266E550	30266E543				ZFGMX	11/30/2018	0.01284	0.00901
GRIT 79 THE FT GNMA RINVST INC TRST (GRIT) SRS 79	13-7275241	30266E550	30266E543				ZFGMX	12/31/2018	0.01278	0.00897
GRIT 79 THE FT GNMA RINVST INC TRST (GRIT) SRS 79	13-7275241	30266E550	30266E543				ZFGMX	12/31/2018	0.02920	0.02050
GRIT 80 THE FT GNMA RINVST INC TRUST SRS 80	13-7305257	30266E824	30266E832	33733K316			FGNMAX	1/31/2018	0.04360	0.02894
GRIT 80 THE FT GNMA RINVST INC TRUST SRS 80	13-7305257	30266E824	30266E832	33733K316			FGNMAX	1/31/2018	0.01860	0.01234
GRIT 80 THE FT GNMA RINVST INC TRUST SRS 80	13-7305257	30266E824	30266E832	33733K316			FGNMAX	2/28/2018	0.01830	0.01215
GRIT 80 THE FT GNMA RINVST INC TRUST SRS 80	13-7305257	30266E824	30266E832	33733K316			FGNMAX	2/28/2018	0.04900	0.03252
GRIT 80 THE FT GNMA RINVST INC TRUST SRS 80	13-7305257	30266E824	30266E832	33733K316			FGNMAX	3/29/2018	0.01410	0.00936
GRIT 80 THE FT GNMA RINVST INC TRUST SRS 80	13-7305257	30266E824	30266E832	33733K316			FGNMAX	3/29/2018	0.01814	0.01204
GRIT 80 THE FT GNMA RINVST INC TRUST SRS 80	13-7305257	30266E824	30266E832	33733K316			FGNMAX	4/30/2018	0.02280	0.01513
GRIT 80 THE FT GNMA RINVST INC TRUST SRS 80	13-7305257	30266E824	30266E832	33733K316			FGNMAX	4/30/2018	0.01791	0.01189

Issuer's Name	EIN	CUSIP 1	CUSIP 2	CUSIP 3	CUSIP 4	CUSIP 5	Ticker Symbol	Date of Corporate Action	Distribution Per Unit	Per Unit Reduction of Taxpayer's Basis
GRIT 80 THE FT GNMA RINVST INC TRUST SRS 80	13-7305257	30266E824	30266E832	33733K316			FGNMAX	5/31/2018	0.04180	0.02774
GRIT 80 THE FT GNMA RINVST INC TRUST SRS 80	13-7305257	30266E824	30266E832	33733K316			FGNMAX	5/31/2018	0.01772	0.01176
GRIT 80 THE FT GNMA RINVST INC TRUST SRS 80	13-7305257	30266E824	30266E832	33733K316			FGNMAX	6/29/2018	0.01953	0.01296
GRIT 80 THE FT GNMA RINVST INC TRUST SRS 80	13-7305257	30266E824	30266E832	33733K316			FGNMAX	7/31/2018	0.01759	0.01167
GRIT 80 THE FT GNMA RINVST INC TRUST SRS 80	13-7305257	30266E824	30266E832	33733K316			FGNMAX	8/31/2018	0.01729	0.01148
GRIT 80 THE FT GNMA RINVST INC TRUST SRS 80	13-7305257	30266E824	30266E832	33733K316			FGNMAX	8/31/2018	0.03850	0.02555
GRIT 80 THE FT GNMA RINVST INC TRUST SRS 80	13-7305257	30266E824	30266E832	33733K316			FGNMAX	9/28/2018	0.06510	0.04321
GRIT 80 THE FT GNMA RINVST INC TRUST SRS 80	13-7305257	30266E824	30266E832	33733K316			FGNMAX	9/28/2018	0.01707	0.01133
GRIT 80 THE FT GNMA RINVST INC TRUST SRS 80	13-7305257	30266E824	30266E832	33733K316			FGNMAX	10/31/2018	0.01669	0.01108
GRIT 80 THE FT GNMA RINVST INC TRUST SRS 80	13-7305257	30266E824	30266E832	33733K316			FGNMAX	10/31/2018	0.05430	0.03604
GRIT 80 THE FT GNMA RINVST INC TRUST SRS 80	13-7305257	30266E824	30266E832	33733K316			FGNMAX	11/30/2018	0.03900	0.02588
GRIT 80 THE FT GNMA RINVST INC TRUST SRS 80	13-7305257	30266E824	30266E832	33733K316			FGNMAX	11/30/2018	0.01649	0.01094
GRIT 80 THE FT GNMA RINVST INC TRUST SRS 80	13-7305257	30266E824	30266E832	33733K316			FGNMAX	12/31/2018	0.04790	0.03179
GRIT 80 THE FT GNMA RINVST INC TRUST SRS 80	13-7305257	30266E824	30266E832	33733K316			FGNMAX	12/31/2018	0.01753	0.01163
GRIT 81 THE FT GNMA RINVST INC TRUST SRS 81	13-7305261	30266E857	30266E840	30266E865			FGRITX	1/31/2018	0.01882	0.01118
GRIT 81 THE FT GNMA RINVST INC TRUST SRS 81	13-7305261	30266E857	30266E840	30266E865			FGRITX	1/31/2018	0.04340	0.02578
GRIT 81 THE FT GNMA RINVST INC TRUST SRS 81	13-7305261	30266E857	30266E840	30266E865			FGRITX	2/28/2018	0.01838	0.01092
GRIT 81 THE FT GNMA RINVST INC TRUST SRS 81	13-7305261	30266E857	30266E840	30266E865			FGRITX	3/29/2018	0.02750	0.01634
GRIT 81 THE FT GNMA RINVST INC TRUST SRS 81	13-7305261	30266E857	30266E840	30266E865			FGRITX	3/29/2018	0.01829	0.01087
GRIT 81 THE FT GNMA RINVST INC TRUST SRS 81	13-7305261	30266E857	30266E840	30266E865			FGRITX	4/30/2018	0.01818	0.01080
GRIT 81 THE FT GNMA RINVST INC TRUST SRS 81	13-7305261	30266E857	30266E840	30266E865			FGRITX	4/30/2018	0.04850	0.02881
GRIT 81 THE FT GNMA RINVST INC TRUST SRS 81	13-7305261	30266E857	30266E840	30266E865			FGRITX	5/31/2018	0.01768	0.01050
GRIT 81 THE FT GNMA RINVST INC TRUST SRS 81	13-7305261	30266E857	30266E840	30266E865			FGRITX	5/31/2018	0.01730	0.01028
GRIT 81 THE FT GNMA RINVST INC TRUST SRS 81	13-7305261	30266E857	30266E840	30266E865			FGRITX	6/29/2018	0.01901	0.01129
GRIT 81 THE FT GNMA RINVST INC TRUST SRS 81	13-7305261	30266E857	30266E840	30266E865			FGRITX	6/29/2018	0.04500	0.02673
GRIT 81 THE FT GNMA RINVST INC TRUST SRS 81	13-7305261	30266E857	30266E840	30266E865			FGRITX	7/31/2018	0.01722	0.01023
GRIT 81 THE FT GNMA RINVST INC TRUST SRS 81	13-7305261	30266E857	30266E840	30266E865			FGRITX	7/31/2018	0.05110	0.03036
GRIT 81 THE FT GNMA RINVST INC TRUST SRS 81	13-7305261	30266E857	30266E840	30266E865			FGRITX	8/31/2018	0.01688	0.01003
GRIT 81 THE FT GNMA RINVST INC TRUST SRS 81	13-7305261	30266E857	30266E840	30266E865			FGRITX	8/31/2018	0.03360	0.01996
GRIT 81 THE FT GNMA RINVST INC TRUST SRS 81	13-7305261	30266E857	30266E840	30266E865			FGRITX	9/28/2018	0.02040	0.01212
GRIT 81 THE FT GNMA RINVST INC TRUST SRS 81	13-7305261	30266E857	30266E840	30266E865			FGRITX	9/28/2018	0.01667	0.00990
GRIT 81 THE FT GNMA RINVST INC TRUST SRS 81	13-7305261	30266E857	30266E840	30266E865			FGRITX	10/31/2018	0.01230	0.00731
GRIT 81 THE FT GNMA RINVST INC TRUST SRS 81	13-7305261	30266E857	30266E840	30266E865			FGRITX	10/31/2018	0.01650	0.00980
GRIT 81 THE FT GNMA RINVST INC TRUST SRS 81	13-7305261	30266E857	30266E840	30266E865			FGRITX	11/30/2018	0.01490	0.00885
GRIT 81 THE FT GNMA RINVST INC TRUST SRS 81	13-7305261	30266E857	30266E840	30266E865			FGRITX	11/30/2018	0.01653	0.00982
GRIT 81 THE FT GNMA RINVST INC TRUST SRS 81	13-7305261	30266E857	30266E840	30266E865			FGRITX	12/31/2018	0.01684	0.01000
GRIT 81 THE FT GNMA RINVST INC TRUST SRS 81	13-7305261	30266E857	30266E840	30266E865			FGRITX	12/31/2018	0.02070	0.01230
GRIT 83 THE FT GNMA RINVST INC TRST "GRIT" SRS 83	13-7320099	30267C876	33733P125	33733P133	30267C868	33733P885	FGRMAX	1/31/2018	0.01922	0.00993
GRIT 83 THE FT GNMA RINVST INC TRST "GRIT" SRS 83	13-7320099	30267C876	33733P125	33733P133	30267C868	33733P885	FGRMAX	1/31/2018	0.01350	0.00698
GRIT 83 THE FT GNMA RINVST INC TRST "GRIT" SRS 83	13-7320099	30267C876	33733P125	33733P133	30267C868	33733P885	FGRMAX	2/28/2018	0.01922	0.00993
GRIT 83 THE FT GNMA RINVST INC TRST "GRIT" SRS 83	13-7320099	30267C876	33733P125	33733P133	30267C868	33733P885	FGRMAX	3/29/2018	0.01917	0.00991
GRIT 83 THE FT GNMA RINVST INC TRST "GRIT" SRS 83	13-7320099	30267C876	33733P125	33733P133	30267C868	33733P885	FGRMAX	4/30/2018	0.03630	0.01876
GRIT 83 THE FT GNMA RINVST INC TRST "GRIT" SRS 83	13-7320099	30267C876	33733P125	33733P133	30267C868	33733P885	FGRMAX	4/30/2018	0.01905	0.00984
GRIT 83 THE FT GNMA RINVST INC TRST "GRIT" SRS 83	13-7320099	30267C876	33733P125	33733P133	30267C868	33733P885	FGRMAX	5/31/2018	0.02050	0.01059
GRIT 83 THE FT GNMA RINVST INC TRST "GRIT" SRS 83	13-7320099	30267C876	33733P125	33733P133	30267C868	33733P885	FGRMAX	5/31/2018	0.01877	0.00970
GRIT 83 THE FT GNMA RINVST INC TRST "GRIT" SRS 83	13-7320099	30267C876	33733P125	33733P133	30267C868	33733P885	FGRMAX	6/29/2018	0.01730	0.03787
GRIT 83 THE FT GNMA RINVST INC TRST "GRIT" SRS 83	13-7320099	30267C876	33733P125	33733P133	30267C868	33733P885	FGRMAX	6/29/2018	0.01995	0.01031
GRIT 83 THE FT GNMA RINVST INC TRST "GRIT" SRS 83	13-7320099	30267C876	33733P125	33733P133	30267C868	33733P885	FGRMAX	7/31/2018	0.04170	0.02155
GRIT 83 THE FT GNMA RINVST INC TRST "GRIT" SRS 83	13-7320099	30267C876	33733P125	33733P133	30267C868	33733P885	FGRMAX	7/31/2018	0.01809	0.00935
GRIT 83 THE FT GNMA RINVST INC TRST "GRIT" SRS 83	13-7320099	30267C876	33733P125	33733P133	30267C868	33733P885	FGRMAX	8/31/2018	0.02420	0.01250
GRIT 83 THE FT GNMA RINVST INC TRST "GRIT" SRS 83	13-7320099	30267C876	33733P125	33733P133	30267C868	33733P885	FGRMAX	8/31/2018	0.01813	0.00937
GRIT 83 THE FT GNMA RINVST INC TRST "GRIT" SRS 83	13-7320099	30267C876	33733P125	33733P133	30267C868	33733P885	FGRMAX	9/28/2018	0.01756	0.00907
GRIT 83 THE FT GNMA RINVST INC TRST "GRIT" SRS 83	13-7320099	30267C876	33733P125	33733P133	30267C868	33733P885	FGRMAX	9/28/2018	0.02130	0.01101
GRIT 83 THE FT GNMA RINVST INC TRST "GRIT" SRS 83	13-7320099	30267C876	33733P125	33733P133	30267C868	33733P885	FGRMAX	10/31/2018	0.01300	0.00672
GRIT 83 THE FT GNMA RINVST INC TRST "GRIT" SRS 83	13-7320099	30267C876	33733P125	33733P133	30267C868	33733P885	FGRMAX	10/31/2018	0.01745	0.00902
GRIT 83 THE FT GNMA RINVST INC TRST "GRIT" SRS 83	13-7320099	30267C876	33733P125	33733P133	30267C868	33733P885	FGRMAX	11/30/2018	0.01742	0.00900
GRIT 83 THE FT GNMA RINVST INC TRST "GRIT" SRS 83	13-7320099	30267C876	33733P125	33733P133	30267C868	33733P885	FGRMAX	12/31/2018	0.01170	0.00605
GRIT 83 THE FT GNMA RINVST INC TRST "GRIT" SRS 83	13-7320099	30267C876	33733P125	33733P133	30267C868	33733P885	FGRMAX	12/31/2018	0.01772	0.00916
GRIT 86 THE FT GNMA RINVST INC TRST "GRIT" SRS 86	25-6821736	30267G810	30267G802	30267G786	30267G794	33733K332	FTGRSX	1/31/2018	0.11230	0.07484
GRIT 86 THE FT GNMA RINVST INC TRST "GRIT" SRS 86	25-6821736	30267G810	30267G802	30267G786	30267G794	33733K332	FTGRSX	1/31/2018	0.01904	0.01269
GRIT 86 THE FT GNMA RINVST INC TRST "GRIT" SRS 86	25-6821736	30267G810	30267G802	30267G786	30267G794	33733K332	FTGRSX	2/28/2018	0.02780	0.01853
GRIT 86 THE FT GNMA RINVST INC TRST "GRIT" SRS 86	25-6821736	30267G810	30267G802	30267G786	30267G794	33733K332	FTGRSX	2/28/2018	0.01857	0.01238
GRIT 86 THE FT GNMA RINVST INC TRST "GRIT" SRS 86	25-6821736	30267G810	30267G802	30267G786	30267G794	33733K332	FTGRSX	3/29/2018	0.01842	0.01228
GRIT 86 THE FT GNMA RINVST INC TRST "GRIT" SRS 86	25-6821736	30267G810	30267G802	30267G786	30267G794	33733K332	FTGRSX	4/30/2018	0.01836	0.01224

Issuer's Name	EIN	CUSIP 1	CUSIP 2	CUSIP 3	CUSIP 4	CUSIP 5	Ticker Symbol	Date of Corporate Action	Distribution Per Unit	Per Unit Reduction of Taxpayer's Basis
GRIT 86 THE FT GNMA RINVST INC TRST "GRIT" SRS 86	25-6821736	30267G810	30267G802	30267G786	30267G794	33733K332	FTGRSX	5/31/2018	0.01818	0.01212
GRIT 86 THE FT GNMA RINVST INC TRST "GRIT" SRS 86	25-6821736	30267G810	30267G802	30267G786	30267G794	33733K332	FTGRSX	5/31/2018	0.03580	0.02386
GRIT 86 THE FT GNMA RINVST INC TRST "GRIT" SRS 86	25-6821736	30267G810	30267G802	30267G786	30267G794	33733K332	FTGRSX	6/29/2018	0.02047	0.01364
GRIT 86 THE FT GNMA RINVST INC TRST "GRIT" SRS 86	25-6821736	30267G810	30267G802	30267G786	30267G794	33733K332	FTGRSX	6/29/2018	0.05050	0.03365
GRIT 86 THE FT GNMA RINVST INC TRST "GRIT" SRS 86	25-6821736	30267G810	30267G802	30267G786	30267G794	33733K332	FTGRSX	7/31/2018	0.01781	0.01187
GRIT 86 THE FT GNMA RINVST INC TRST "GRIT" SRS 86	25-6821736	30267G810	30267G802	30267G786	30267G794	33733K332	FTGRSX	8/31/2018	0.01767	0.01178
GRIT 86 THE FT GNMA RINVST INC TRST "GRIT" SRS 86	25-6821736	30267G810	30267G802	30267G786	30267G794	33733K332	FTGRSX	9/28/2018	0.05810	0.03872
GRIT 86 THE FT GNMA RINVST INC TRST "GRIT" SRS 86	25-6821736	30267G810	30267G802	30267G786	30267G794	33733K332	FTGRSX	9/28/2018	0.01750	0.01166
GRIT 86 THE FT GNMA RINVST INC TRST "GRIT" SRS 86	25-6821736	30267G810	30267G802	30267G786	30267G794	33733K332	FTGRSX	10/31/2018	0.01714	0.01142
GRIT 86 THE FT GNMA RINVST INC TRST "GRIT" SRS 86	25-6821736	30267G810	30267G802	30267G786	30267G794	33733K332	FTGRSX	10/31/2018	0.05590	0.03725
GRIT 86 THE FT GNMA RINVST INC TRST "GRIT" SRS 86	25-6821736	30267G810	30267G802	30267G786	30267G794	33733K332	FTGRSX	11/30/2018	0.01690	0.01126
GRIT 86 THE FT GNMA RINVST INC TRST "GRIT" SRS 86	25-6821736	30267G810	30267G802	30267G786	30267G794	33733K332	FTGRSX	11/30/2018	0.04570	0.03045
GRIT 86 THE FT GNMA RINVST INC TRST "GRIT" SRS 86	25-6821736	30267G810	30267G802	30267G786	30267G794	33733K332	FTGRSX	12/31/2018	0.01769	0.01179
GRIT 86 THE FT GNMA RINVST INC TRST "GRIT" SRS 86	25-6821736	30267G810	30267G802	30267G786	30267G794	33733K332	FTGRSX	12/31/2018	0.04180	0.02786
GRIT 87 THE FT GNMA RINVST INC TRST "GRIT" SRS 87	25-6821737	30267G851	30267G844	30267G828	30267G836	30276G751	FTGREX	1/31/2018	0.04930	0.02705
GRIT 87 THE FT GNMA RINVST INC TRST "GRIT" SRS 87	25-6821737	30267G851	30267G844	30267G828	30267G836	30276G751	FTGREX	1/31/2018	0.01961	0.01076
GRIT 87 THE FT GNMA RINVST INC TRST "GRIT" SRS 87	25-6821737	30267G851	30267G844	30267G828	30267G836	30276G751	FTGREX	2/28/2018	0.01951	0.01071
GRIT 87 THE FT GNMA RINVST INC TRST "GRIT" SRS 87	25-6821737	30267G851	30267G844	30267G828	30267G836	30276G751	FTGREX	3/29/2018	0.02620	0.01438
GRIT 87 THE FT GNMA RINVST INC TRST "GRIT" SRS 87	25-6821737	30267G851	30267G844	30267G828	30267G836	30276G751	FTGREX	3/29/2018	0.01941	0.01065
GRIT 87 THE FT GNMA RINVST INC TRST "GRIT" SRS 87	25-6821737	30267G851	30267G844	30267G828	30267G836	30276G751	FTGREX	4/30/2018	0.01919	0.01053
GRIT 87 THE FT GNMA RINVST INC TRST "GRIT" SRS 87	25-6821737	30267G851	30267G844	30267G828	30267G836	30276G751	FTGREX	4/30/2018	0.03750	0.02058
GRIT 87 THE FT GNMA RINVST INC TRST "GRIT" SRS 87	25-6821737	30267G851	30267G844	30267G828	30267G836	30276G751	FTGREX	5/31/2018	0.01896	0.01040
GRIT 87 THE FT GNMA RINVST INC TRST "GRIT" SRS 87	25-6821737	30267G851	30267G844	30267G828	30267G836	30276G751	FTGREX	5/31/2018	0.03750	0.02058
GRIT 87 THE FT GNMA RINVST INC TRST "GRIT" SRS 87	25-6821737	30267G851	30267G844	30267G828	30267G836	30276G751	FTGREX	6/29/2018	0.04860	0.02667
GRIT 87 THE FT GNMA RINVST INC TRST "GRIT" SRS 87	25-6821737	30267G851	30267G844	30267G828	30267G836	30276G751	FTGREX	6/29/2018	0.02046	0.01123
GRIT 87 THE FT GNMA RINVST INC TRST "GRIT" SRS 87	25-6821737	30267G851	30267G844	30267G828	30267G836	30276G751	FTGREX	7/31/2018	0.01848	0.01014
GRIT 87 THE FT GNMA RINVST INC TRST "GRIT" SRS 87	25-6821737	30267G851	30267G844	30267G828	30267G836	30276G751	FTGREX	8/31/2018	0.01080	0.00593
GRIT 87 THE FT GNMA RINVST INC TRST "GRIT" SRS 87	25-6821737	30267G851	30267G844	30267G828	30267G836	30276G751	FTGREX	8/31/2018	0.01841	0.01010
GRIT 87 THE FT GNMA RINVST INC TRST "GRIT" SRS 87	25-6821737	30267G851	30267G844	30267G828	30267G836	30276G751	FTGREX	9/28/2018	0.03880	0.02129
GRIT 87 THE FT GNMA RINVST INC TRST "GRIT" SRS 87	25-6821737	30267G851	30267G844	30267G828	30267G836	30276G751	FTGREX	9/28/2018	0.01829	0.01004
GRIT 87 THE FT GNMA RINVST INC TRST "GRIT" SRS 87	25-6821737	30267G851	30267G844	30267G828	30267G836	30276G751	FTGREX	10/31/2018	0.01812	0.00994
GRIT 87 THE FT GNMA RINVST INC TRST "GRIT" SRS 87	25-6821737	30267G851	30267G844	30267G828	30267G836	30276G751	FTGREX	11/30/2018	0.02720	0.01492
GRIT 87 THE FT GNMA RINVST INC TRST "GRIT" SRS 87	25-6821737	30267G851	30267G844	30267G828	30267G836	30276G751	FTGREX	11/30/2018	0.01807	0.00992
GRIT 87 THE FT GNMA RINVST INC TRST "GRIT" SRS 87	25-6821737	30267G851	30267G844	30267G828	30267G836	30276G751	FTGREX	12/31/2018	0.02550	0.01399
GRIT 87 THE FT GNMA RINVST INC TRST "GRIT" SRS 87	25-6821737	30267G851	30267G844	30267G828	30267G836	30276G751	FTGREX	12/31/2018	0.01855	0.01018
GRIT 88 THE FT GNMA RINVST INC TRST "GRIT" SRS 88	11-6579121	30267J210	30267J236	30267J202	30267J228		FGRMEX	1/31/2018	0.05040	0.04082
GRIT 88 THE FT GNMA RINVST INC TRST "GRIT" SRS 88	11-6579121	30267J210	30267J236	30267J202	30267J228		FGRMEX	1/31/2018	0.01262	0.01022
GRIT 88 THE FT GNMA RINVST INC TRST "GRIT" SRS 88	11-6579121	30267J210	30267J236	30267J202	30267J228		FGRMEX	2/28/2018	0.04070	0.03296
GRIT 88 THE FT GNMA RINVST INC TRST "GRIT" SRS 88	11-6579121	30267J210	30267J236	30267J202	30267J228		FGRMEX	2/28/2018	0.01237	0.01002
GRIT 88 THE FT GNMA RINVST INC TRST "GRIT" SRS 88	11-6579121	30267J210	30267J236	30267J202	30267J228		FGRMEX	3/29/2018	0.10190	0.08253
GRIT 88 THE FT GNMA RINVST INC TRST "GRIT" SRS 88	11-6579121	30267J210	30267J236	30267J202	30267J228		FGRMEX	3/29/2018	0.01218	0.00986
GRIT 88 THE FT GNMA RINVST INC TRST "GRIT" SRS 88	11-6579121	30267J210	30267J236	30267J202	30267J228		FGRMEX	4/30/2018	0.01171	0.00948
GRIT 88 THE FT GNMA RINVST INC TRST "GRIT" SRS 88	11-6579121	30267J210	30267J236	30267J202	30267J228		FGRMEX	4/30/2018	0.07600	0.06155
GRIT 88 THE FT GNMA RINVST INC TRST "GRIT" SRS 88	11-6579121	30267J210	30267J236	30267J202	30267J228		FGRMEX	5/31/2018	0.01127	0.00913
GRIT 88 THE FT GNMA RINVST INC TRST "GRIT" SRS 88	11-6579121	30267J210	30267J236	30267J202	30267J228		FGRMEX	5/31/2018	0.04380	0.03547
GRIT 88 THE FT GNMA RINVST INC TRST "GRIT" SRS 88	11-6579121	30267J210	30267J236	30267J202	30267J228		FGRMEX	6/29/2018	0.05050	0.04090
GRIT 88 THE FT GNMA RINVST INC TRST "GRIT" SRS 88	11-6579121	30267J210	30267J236	30267J202	30267J228		FGRMEX	6/29/2018	0.01314	0.01064
GRIT 88 THE FT GNMA RINVST INC TRST "GRIT" SRS 88	11-6579121	30267J210	30267J236	30267J202	30267J228		FGRMEX	7/31/2018	0.01080	0.00875
GRIT 88 THE FT GNMA RINVST INC TRST "GRIT" SRS 88	11-6579121	30267J210	30267J236	30267J202	30267J228		FGRMEX	7/31/2018	0.03790	0.03070
GRIT 88 THE FT GNMA RINVST INC TRST "GRIT" SRS 88	11-6579121	30267J210	30267J236	30267J202	30267J228		FGRMEX	8/31/2018	0.04600	0.03726
GRIT 88 THE FT GNMA RINVST INC TRST "GRIT" SRS 88	11-6579121	30267J210	30267J236	30267J202	30267J228		FGRMEX	8/31/2018	0.01061	0.00859
GRIT 88 THE FT GNMA RINVST INC TRST "GRIT" SRS 88	11-6579121	30267J210	30267J236	30267J202	30267J228		FGRMEX	9/28/2018	0.01038	0.00841
GRIT 88 THE FT GNMA RINVST INC TRST "GRIT" SRS 88	11-6579121	30267J210	30267J236	30267J202	30267J228		FGRMEX	9/28/2018	0.04500	0.03645
GRIT 88 THE FT GNMA RINVST INC TRST "GRIT" SRS 88	11-6579121	30267J210	30267J236	30267J202	30267J228		FGRMEX	10/31/2018	0.02800	0.02268
GRIT 88 THE FT GNMA RINVST INC TRST "GRIT" SRS 88	11-6579121	30267J210	30267J236	30267J202	30267J228		FGRMEX	10/31/2018	0.01016	0.00823
GRIT 88 THE FT GNMA RINVST INC TRST "GRIT" SRS 88	11-6579121	30267J210	30267J236	30267J202	30267J228		FGRMEX	11/30/2018	0.01500	0.01215
GRIT 88 THE FT GNMA RINVST INC TRST "GRIT" SRS 88	11-6579121	30267J210	30267J236	30267J202	30267J228		FGRMEX	11/30/2018	0.01006	0.00815
GRIT 88 THE FT GNMA RINVST INC TRST "GRIT" SRS 88	11-6579121	30267J210	30267J236	30267J202	30267J228		FGRMEX	12/31/2018	0.03990	0.03232
GRIT 88 THE FT GNMA RINVST INC TRST "GRIT" SRS 88	11-6579121	30267J210	30267J236	30267J202	30267J228		FGRMEX	12/31/2018	0.01019	0.00825
FT 3963 HIGH YIELD CRPT TRST, SHRT INTRMDTE, SRS 9	35-2463571	30272S221	30272S205	30272S213			FHYPMX	1/25/2018	0.84000	0.66604
FT 3963 HIGH YIELD CRPT TRST, SHRT INTRMDTE, SRS 9	35-2463571	30272S221	30272S205	30272S213			FHYPMX	2/25/2018	0.86000	0.68189
FT 3963 HIGH YIELD CRPT TRST, SHRT INTRMDTE, SRS 9	35-2463571	30272S221	30272S205	30272S213			FHYPMX	3/25/2018	0.92000	0.72947
FT 3963 HIGH YIELD CRPT TRST, SHRT INTRMDTE, SRS 9	35-2463571	30272S221	30272S205	30272S213			FHYPMX	4/25/2018	0.93000	0.73740
FT 3963 HIGH YIELD CRPT TRST, SHRT INTRMDTE, SRS 9	35-2463571	30272S221	30272S205	30272S213			FHYPMX	5/25/2018	0.74000	0.58675

Issuer's Name	EIN	CUSIP 1	CUSIP 2	CUSIP 3	CUSIP 4	CUSIP 5	Ticker Symbol	Date of Corporate Action	Distribution Per Unit	Per Unit Reduction of Taxpayer's Basis
FT 3963 HIGH YIELD CRPT TRST, SHRT INTRMDTE, SRS 9	35-2463571	30272S221	30272S205	30272S213			FHYPMX	5/25/2018	23.77000	18.84723
FT 3963 HIGH YIELD CRPT TRST, SHRT INTRMDTE, SRS 9	35-2463571	30272S221	30272S205	30272S213			FHYPMX	6/25/2018	0.89000	0.70568
FT 3963 HIGH YIELD CRPT TRST, SHRT INTRMDTE, SRS 9	35-2463571	30272S221	30272S205	30272S213			FHYPMX	7/25/2018	0.74000	0.58675
FT 3963 HIGH YIELD CRPT TRST, SHRT INTRMDTE, SRS 9	35-2463571	30272S221	30272S205	30272S213			FHYPMX	8/25/2018	0.74000	0.58675
FT 3963 HIGH YIELD CRPT TRST, SHRT INTRMDTE, SRS 9	35-2463571	30272S221	30272S205	30272S213			FHYPMX	9/25/2018	0.74000	0.58675
FT 3963 HIGH YIELD CRPT TRST, SHRT INTRMDTE, SRS 9	35-2463571	30272S221	30272S205	30272S213			FHYPMX	10/25/2018	0.76000	0.60260
FT 3963 HIGH YIELD CRPT TRST, SHRT INTRMDTE, SRS 9	35-2463571	30272S221	30272S205	30272S213			FHYPMX	11/25/2018	0.75000	0.59468
FT 3963 HIGH YIELD CRPT TRST, SHRT INTRMDTE, SRS 9	35-2463571	30272S221	30272S205	30272S213			FHYPMX	12/25/2018	0.74000	0.58675
FT 3964 CORPORATE HIGH INCOME PORT, SRS 7	35-2463586	30272S353	30272S338	30272S346			FNDSHX	1/25/2018	3.65000	2.95833
FT 3964 CORPORATE HIGH INCOME PORT, SRS 7	35-2463586	30272S353	30272S338	30272S346			FNDSHX	2/25/2018	3.68000	2.98264
FT 3964 CORPORATE HIGH INCOME PORT, SRS 7	35-2463586	30272S353	30272S338	30272S346			FNDSHX	3/25/2018	3.67000	2.97454
FT 3964 CORPORATE HIGH INCOME PORT, SRS 7	35-2463586	30272S353	30272S338	30272S346			FNDSHX	4/25/2018	3.61000	2.92591
FT 3964 CORPORATE HIGH INCOME PORT, SRS 7	35-2463586	30272S353	30272S338	30272S346			FNDSHX	4/25/2018	27.98000	22.67779
FT 3964 CORPORATE HIGH INCOME PORT, SRS 7	35-2463586	30272S353	30272S338	30272S346			FNDSHX	5/25/2018	3.51000	2.84486
FT 3964 CORPORATE HIGH INCOME PORT, SRS 7	35-2463586	30272S353	30272S338	30272S346			FNDSHX	6/25/2018	3.60000	2.91780
FT 3964 CORPORATE HIGH INCOME PORT, SRS 7	35-2463586	30272S353	30272S338	30272S346			FNDSHX	7/25/2018	22.51000	18.24436
FT 3964 CORPORATE HIGH INCOME PORT, SRS 7	35-2463586	30272S353	30272S338	30272S346			FNDSHX	7/25/2018	3.39000	2.74760
FT 3964 CORPORATE HIGH INCOME PORT, SRS 7	35-2463586	30272S353	30272S338	30272S346			FNDSHX	8/25/2018	63.41000	51.39381
FT 3964 CORPORATE HIGH INCOME PORT, SRS 7	35-2463586	30272S353	30272S338	30272S346			FNDSHX	8/25/2018	3.26000	2.64223
FT 3964 CORPORATE HIGH INCOME PORT, SRS 7	35-2463586	30272S353	30272S338	30272S346			FNDSHX	9/25/2018	3.02000	2.44771
FT 3964 CORPORATE HIGH INCOME PORT, SRS 7	35-2463586	30272S353	30272S338	30272S346			FNDSHX	10/25/2018	3.05000	2.47203
FT 3964 CORPORATE HIGH INCOME PORT, SRS 7	35-2463586	30272S353	30272S338	30272S346			FNDSHX	11/25/2018	3.05000	2.47203
FT 3964 CORPORATE HIGH INCOME PORT, SRS 7	35-2463586	30272S353	30272S338	30272S346			FNDSHX	12/25/2018	3.06000	2.48013
FT 1910 CRPT INVSTMNT GRADE PORT - INTRMDTE, SRS 5	32-0270386	30276A812	30276A390	30276A382			FCIVGX	1/25/2018	2.25000	1.97775
FT 1910 CRPT INVSTMNT GRADE PORT - INTRMDTE, SRS 5	32-0270386	30276A812	30276A390	30276A382			FCIVGX	2/25/2018	2.27000	1.99533
FT 1910 CRPT INVSTMNT GRADE PORT - INTRMDTE, SRS 5	32-0270386	30276A812	30276A390	30276A382			FCIVGX	3/25/2018	2.09000	1.83711
FT 1910 CRPT INVSTMNT GRADE PORT - INTRMDTE, SRS 5	32-0270386	30276A812	30276A390	30276A382			FCIVGX	3/25/2018	41.50000	36.47850
FT 1910 CRPT INVSTMNT GRADE PORT - INTRMDTE, SRS 5	32-0270386	30276A812	30276A390	30276A382			FCIVGX	4/25/2018	2.06000	1.81074
FT 1910 CRPT INVSTMNT GRADE PORT - INTRMDTE, SRS 5	32-0270386	30276A812	30276A390	30276A382			FCIVGX	5/25/2018	15.51000	13.63329
FT 1910 CRPT INVSTMNT GRADE PORT - INTRMDTE, SRS 5	32-0270386	30276A812	30276A390	30276A382			FCIVGX	5/25/2018	1.99000	1.74921
FT 1910 CRPT INVSTMNT GRADE PORT - INTRMDTE, SRS 5	32-0270386	30276A812	30276A390	30276A382			FCIVGX	6/25/2018	38.72000	34.03488
FT 1910 CRPT INVSTMNT GRADE PORT - INTRMDTE, SRS 5	32-0270386	30276A812	30276A390	30276A382			FCIVGX	6/25/2018	1.95000	1.71405
FT 1910 CRPT INVSTMNT GRADE PORT - INTRMDTE, SRS 5	32-0270386	30276A812	30276A390	30276A382			FCIVGX	7/25/2018	26.42000	23.22318
FT 1910 CRPT INVSTMNT GRADE PORT - INTRMDTE, SRS 5	32-0270386	30276A812	30276A390	30276A382			FCIVGX	7/25/2018	1.68000	1.47672
FT 1910 CRPT INVSTMNT GRADE PORT - INTRMDTE, SRS 5	32-0270386	30276A812	30276A390	30276A382			FCIVGX	8/25/2018	1.68000	1.47672
FT 1910 CRPT INVSTMNT GRADE PORT - INTRMDTE, SRS 5	32-0270386	30276A812	30276A390	30276A382			FCIVGX	9/25/2018	1.56000	1.37124
FT 1910 CRPT INVSTMNT GRADE PORT - INTRMDTE, SRS 5	32-0270386	30276A812	30276A390	30276A382			FCIVGX	9/25/2018	26.26000	23.08254
FT 1910 CRPT INVSTMNT GRADE PORT - INTRMDTE, SRS 5	32-0270386	30276A812	30276A390	30276A382			FCIVGX	10/25/2018	1.55000	1.36245
FT 1910 CRPT INVSTMNT GRADE PORT - INTRMDTE, SRS 5	32-0270386	30276A812	30276A390	30276A382			FCIVGX	11/25/2018	1.53000	1.34487
FT 1910 CRPT INVSTMNT GRADE PORT - INTRMDTE, SRS 5	32-0270386	30276A812	30276A390	30276A382			FCIVGX	11/25/2018	23.08000	20.28732
FT 1910 CRPT INVSTMNT GRADE PORT - INTRMDTE, SRS 5	32-0270386	30276A812	30276A390	30276A382			FCIVGX	12/25/2018	1.34000	1.17786
FT 2003 CRPT INVSTMNT GRADE PORT - INTRMDTE, SRS 6	26-4361298	30276K646	30276K638	30276K653			FCPVSX	1/25/2018	28.56000	24.92146
FT 2003 CRPT INVSTMNT GRADE PORT - INTRMDTE, SRS 6	26-4361298	30276K646	30276K638	30276K653			FCPVSX	1/25/2018	2.70000	2.35602
FT 2003 CRPT INVSTMNT GRADE PORT - INTRMDTE, SRS 6	26-4361298	30276K646	30276K638	30276K653			FCPVSX	2/25/2018	2.63000	2.29494
FT 2003 CRPT INVSTMNT GRADE PORT - INTRMDTE, SRS 6	26-4361298	30276K646	30276K638	30276K653			FCPVSX	3/25/2018	55.69000	48.59509
FT 2003 CRPT INVSTMNT GRADE PORT - INTRMDTE, SRS 6	26-4361298	30276K646	30276K638	30276K653			FCPVSX	3/25/2018	2.50000	2.18150
FT 2003 CRPT INVSTMNT GRADE PORT - INTRMDTE, SRS 6	26-4361298	30276K646	30276K638	30276K653			FCPVSX	4/25/2018	2.31000	2.01571
FT 2003 CRPT INVSTMNT GRADE PORT - INTRMDTE, SRS 6	26-4361298	30276K646	30276K638	30276K653			FCPVSX	4/25/2018	22.86000	19.94764
FT 2003 CRPT INVSTMNT GRADE PORT - INTRMDTE, SRS 6	26-4361298	30276K646	30276K638	30276K653			FCPVSX	5/25/2018	27.67000	24.14484
FT 2003 CRPT INVSTMNT GRADE PORT - INTRMDTE, SRS 6	26-4361298	30276K646	30276K638	30276K653			FCPVSX	5/25/2018	2.16000	1.88482
FT 2003 CRPT INVSTMNT GRADE PORT - INTRMDTE, SRS 6	26-4361298	30276K646	30276K638	30276K653			FCPVSX	6/25/2018	2.27000	1.98080
FT 2003 CRPT INVSTMNT GRADE PORT - INTRMDTE, SRS 6	26-4361298	30276K646	30276K638	30276K653			FCPVSX	7/25/2018	2.16000	1.88482
FT 2003 CRPT INVSTMNT GRADE PORT - INTRMDTE, SRS 6	26-4361298	30276K646	30276K638	30276K653			FCPVSX	7/25/2018	38.83000	33.88306
FT 2003 CRPT INVSTMNT GRADE PORT - INTRMDTE, SRS 6	26-4361298	30276K646	30276K638	30276K653			FCPVSX	8/25/2018	2.05000	1.78883
FT 2003 CRPT INVSTMNT GRADE PORT - INTRMDTE, SRS 6	26-4361298	30276K646	30276K638	30276K653			FCPVSX	9/25/2018	88.50000	77.22510
FT 2003 CRPT INVSTMNT GRADE PORT - INTRMDTE, SRS 6	26-4361298	30276K646	30276K638	30276K653			FCPVSX	9/25/2018	1.73000	1.50960
FT 2003 CRPT INVSTMNT GRADE PORT - INTRMDTE, SRS 6	26-4361298	30276K646	30276K638	30276K653			FCPVSX	10/25/2018	1.44000	1.25654
FT 2003 CRPT INVSTMNT GRADE PORT - INTRMDTE, SRS 6	26-4361298	30276K646	30276K638	30276K653			FCPVSX	11/25/2018	1.45000	1.26527
FT 2003 CRPT INVSTMNT GRADE PORT - INTRMDTE, SRS 6	26-4361298	30276K646	30276K638	30276K653			FCPVSX	12/25/2018	1.47000	1.28272
FT 2033 CRPT INVSTMNT GRADE PORT - INTRMDTE, SRS 8	26-4639693	30276N426	30276N418	30276N392			FTKIMX	1/25/2018	1.47000	1.37901
FT 2033 CRPT INVSTMNT GRADE PORT - INTRMDTE, SRS 8	26-4639693	30276N426	30276N418	30276N392			FTKIMX	2/25/2018	42.68000	40.03811
FT 2033 CRPT INVSTMNT GRADE PORT - INTRMDTE, SRS 8	26-4639693	30276N426	30276N418	30276N392			FTKIMX	2/25/2018	1.44000	1.35086
FT 2033 CRPT INVSTMNT GRADE PORT - INTRMDTE, SRS 8	26-4639693	30276N426	30276N418	30276N392			FTKIMX	3/25/2018	1.29000	1.21015

Issuer's Name	EIN	CUSIP 1	CUSIP 2	CUSIP 3	CUSIP 4	CUSIP 5	Ticker Symbol	Date of Corporate Action	Distribution Per Unit	Per Unit Reduction of Taxpayer's Basis
FT 2033 CRPT INVSTMNT GRADE PORT - INTRMDTE, SRS 8	26-4639693	30276N426	30276N418	30276N392			FTKIMX	4/25/2018	1.31000	1.22891
FT 2033 CRPT INVSTMNT GRADE PORT - INTRMDTE, SRS 8	26-4639693	30276N426	30276N418	30276N392			FTKIMX	5/25/2018	1.30000	1.21953
FT 2033 CRPT INVSTMNT GRADE PORT - INTRMDTE, SRS 8	26-4639693	30276N426	30276N418	30276N392			FTKIMX	6/25/2018	1.26000	1.18201
FT 2033 CRPT INVSTMNT GRADE PORT - INTRMDTE, SRS 8	26-4639693	30276N426	30276N418	30276N392			FTKIMX	6/25/2018	37.92000	35.57275
FT 2033 CRPT INVSTMNT GRADE PORT - INTRMDTE, SRS 8	26-4639693	30276N426	30276N418	30276N392			FTKIMX	7/25/2018	1.12000	1.05067
FT 2033 CRPT INVSTMNT GRADE PORT - INTRMDTE, SRS 8	26-4639693	30276N426	30276N418	30276N392			FTKIMX	8/25/2018	1.12000	1.05067
FT 2033 CRPT INVSTMNT GRADE PORT - INTRMDTE, SRS 8	26-4639693	30276N426	30276N418	30276N392			FTKIMX	9/25/2018	0.96000	0.90058
FT 2033 CRPT INVSTMNT GRADE PORT - INTRMDTE, SRS 8	26-4639693	30276N426	30276N418	30276N392			FTKIMX	9/25/2018	95.53000	89.61669
FT 2033 CRPT INVSTMNT GRADE PORT - INTRMDTE, SRS 8	26-4639693	30276N426	30276N418	30276N392			FTKIMX	10/25/2018	0.60000	0.56286
FT 2033 CRPT INVSTMNT GRADE PORT - INTRMDTE, SRS 8	26-4639693	30276N426	30276N418	30276N392			FTKIMX	11/25/2018	39.67000	37.21443
FT 2033 CRPT INVSTMNT GRADE PORT - INTRMDTE, SRS 8	26-4639693	30276N426	30276N418	30276N392			FTKIMX	11/25/2018	0.60000	0.56286
FT 2033 CRPT INVSTMNT GRADE PORT - INTRMDTE, SRS 8	26-4639693	30276N426	30276N418	30276N392			FTKIMX	12/25/2018	0.28000	0.26267
FT 3413 CORPORATE HIGH INCOME PORT, SRS 3	45-4490719	30279K452	30279K478	30279K460			FTEMPX	1/25/2018	70.33000	68.91637
FT 3413 CORPORATE HIGH INCOME PORT, SRS 3	45-4490719	30279K452	30279K478	30279K460			FTEMPX	1/25/2018	1.99000	1.95000
FT 3413 CORPORATE HIGH INCOME PORT, SRS 3	45-4490719	30279K452	30279K478	30279K460			FTEMPX	2/25/2018	1.82000	1.78342
FT 3413 CORPORATE HIGH INCOME PORT, SRS 3	45-4490719	30279K452	30279K478	30279K460			FTEMPX	3/25/2018	1.82000	1.78342
FT 3413 CORPORATE HIGH INCOME PORT, SRS 3	45-4490719	30279K452	30279K478	30279K460			FTEMPX	4/25/2018	153.05000	149.97370
FT 3413 CORPORATE HIGH INCOME PORT, SRS 3	45-4490719	30279K452	30279K478	30279K460			FTEMPX	4/25/2018	1.18000	1.15628
FT 3413 CORPORATE HIGH INCOME PORT, SRS 3	45-4490719	30279K452	30279K478	30279K460			FTEMPX	5/25/2018	49.02000	48.03470
FT 3413 CORPORATE HIGH INCOME PORT, SRS 3	45-4490719	30279K452	30279K478	30279K460			FTEMPX	5/25/2018	0.90000	0.88191
FT 3413 CORPORATE HIGH INCOME PORT, SRS 3	45-4490719	30279K452	30279K478	30279K460			FTEMPX	6/25/2018	126.72000	124.17293
FT 3413 CORPORATE HIGH INCOME PORT, SRS 3	45-4490719	30279K452	30279K478	30279K460			FTEMPX	6/25/2018	0.61000	0.59774
FT 3413 CORPORATE HIGH INCOME PORT, SRS 3	45-4490719	30279K452	30279K478	30279K460			FTEMPX	7/25/2018	0.05000	0.04900
FT 3434 CORPORATE HIGH INCOME PORT, SRS 4	45-4660894	30279N571	30279N555	30279N563			FBRWNX	1/25/2018	55.74000	54.10682
FT 3434 CORPORATE HIGH INCOME PORT, SRS 4	45-4660894	30279N571	30279N555	30279N563			FBRWNX	1/25/2018	1.94000	1.88316
FT 3434 CORPORATE HIGH INCOME PORT, SRS 4	45-4660894	30279N571	30279N555	30279N563			FBRWNX	2/25/2018	53.51000	51.94216
FT 3434 CORPORATE HIGH INCOME PORT, SRS 4	45-4660894	30279N571	30279N555	30279N563			FBRWNX	2/25/2018	1.71000	1.65990
FT 3434 CORPORATE HIGH INCOME PORT, SRS 4	45-4660894	30279N571	30279N555	30279N563			FBRWNX	3/25/2018	1.53000	1.48517
FT 3434 CORPORATE HIGH INCOME PORT, SRS 4	45-4660894	30279N571	30279N555	30279N563			FBRWNX	4/25/2018	1.25000	1.21338
FT 3434 CORPORATE HIGH INCOME PORT, SRS 4	45-4660894	30279N571	30279N555	30279N563			FBRWNX	4/25/2018	80.92000	78.54904
FT 3434 CORPORATE HIGH INCOME PORT, SRS 4	45-4660894	30279N571	30279N555	30279N563			FBRWNX	5/25/2018	1.11000	1.07748
FT 3434 CORPORATE HIGH INCOME PORT, SRS 4	45-4660894	30279N571	30279N555	30279N563			FBRWNX	6/25/2018	109.16000	105.96161
FT 3434 CORPORATE HIGH INCOME PORT, SRS 4	45-4660894	30279N571	30279N555	30279N563			FBRWNX	6/25/2018	0.98000	0.95129
FT 3434 CORPORATE HIGH INCOME PORT, SRS 4	45-4660894	30279N571	30279N555	30279N563			FBRWNX	7/25/2018	61.62000	59.81453
FT 3434 CORPORATE HIGH INCOME PORT, SRS 4	45-4660894	30279N571	30279N555	30279N563			FBRWNX	7/25/2018	0.38000	0.36887
FT 3559 CORPORATE HIGH INCOME PORT, SRS 5	45-5153150	30279V102	30279V110	30279V128			FSCRNX	1/25/2018	3.68000	3.59794
FT 3559 CORPORATE HIGH INCOME PORT, SRS 5	45-5153150	30279V102	30279V110	30279V128			FSCRNX	1/25/2018	1.61000	1.57410
FT 3559 CORPORATE HIGH INCOME PORT, SRS 5	45-5153150	30279V102	30279V110	30279V128			FSCRNX	2/25/2018	1.60000	1.56432
FT 3559 CORPORATE HIGH INCOME PORT, SRS 5	45-5153150	30279V102	30279V110	30279V128			FSCRNX	3/25/2018	1.33000	1.30034
FT 3559 CORPORATE HIGH INCOME PORT, SRS 5	45-5153150	30279V102	30279V110	30279V128			FSCRNX	3/25/2018	54.17000	52.96201
FT 3559 CORPORATE HIGH INCOME PORT, SRS 5	45-5153150	30279V102	30279V110	30279V128			FSCRNX	4/25/2018	1.26000	1.23190
FT 3559 CORPORATE HIGH INCOME PORT, SRS 5	45-5153150	30279V102	30279V110	30279V128			FSCRNX	4/25/2018	26.03000	25.44953
FT 3559 CORPORATE HIGH INCOME PORT, SRS 5	45-5153150	30279V102	30279V110	30279V128			FSCRNX	5/25/2018	80.86000	79.05682
FT 3559 CORPORATE HIGH INCOME PORT, SRS 5	45-5153150	30279V102	30279V110	30279V128			FSCRNX	5/25/2018	0.87000	0.85060
FT 3559 CORPORATE HIGH INCOME PORT, SRS 5	45-5153150	30279V102	30279V110	30279V128			FSCRNX	6/25/2018	0.53000	0.51818
FT 3559 CORPORATE HIGH INCOME PORT, SRS 5	45-5153150	30279V102	30279V110	30279V128			FSCRNX	6/25/2018	119.85000	117.17735
FT 3559 CORPORATE HIGH INCOME PORT, SRS 5	45-5153150	30279V102	30279V110	30279V128			FSCRNX	7/25/2018	0.01000	0.00978
FT 3773 NORTHL& SEC HI YD CRPT TRST, SHRT INTRMD SRS	35-2451379	30280P409	30280P417				FHAIRX	1/25/2018	0.47000	0.44490
FT 3773 NORTHL& SEC HI YD CRPT TRST, SHRT INTRMD SRS	35-2451379	30280P409	30280P417				FHAIRX	2/25/2018	0.46000	0.43544
FT 3773 NORTHL& SEC HI YD CRPT TRST, SHRT INTRMD SRS	35-2451379	30280P409	30280P417				FHAIRX	3/25/2018	0.47000	0.44490
FT 3773 NORTHL& SEC HI YD CRPT TRST, SHRT INTRMD SRS	35-2451379	30280P409	30280P417				FHAIRX	4/25/2018	0.47000	0.44490
FT 3773 NORTHL& SEC HI YD CRPT TRST, SHRT INTRMD SRS	35-2451379	30280P409	30280P417				FHAIRX	5/25/2018	0.47000	0.44490
FT 3773 NORTHL& SEC HI YD CRPT TRST, SHRT INTRMD SRS	35-2451379	30280P409	30280P417				FHAIRX	6/25/2018	0.46000	0.43544
FT 3773 NORTHL& SEC HI YD CRPT TRST, SHRT INTRMD SRS	35-2451379	30280P409	30280P417				FHAIRX	7/25/2018	0.37000	0.35024
FT 3773 NORTHL& SEC HI YD CRPT TRST, SHRT INTRMD SRS	35-2451379	30280P409	30280P417				FHAIRX	7/25/2018	48.97000	46.35500
FT 3773 NORTHL& SEC HI YD CRPT TRST, SHRT INTRMD SRS	35-2451379	30280P409	30280P417				FHAIRX	8/25/2018	0.11000	0.10413
FT 3773 NORTHL& SEC HI YD CRPT TRST, SHRT INTRMD SRS	35-2451379	30280P409	30280P417				FHAIRX	9/25/2018	0.11000	0.10413
FT 3773 NORTHL& SEC HI YD CRPT TRST, SHRT INTRMD SRS	35-2451379	30280P409	30280P417				FHAIRX	10/25/2018	0.10000	0.09466
FT 3773 NORTHL& SEC HI YD CRPT TRST, SHRT INTRMD SRS	35-2451379	30280P409	30280P417				FHAIRX	11/25/2018	0.11000	0.10413
FT 3773 NORTHL& SEC HI YD CRPT TRST, SHRT INTRMD SRS	35-2451379	30280P409	30280P417				FHAIRX	12/25/2018	0.11000	0.10413
FT 3805 CORPORATE HIGH INCOME PORT, SRS 6	35-2453392	30280R595	30280R603	30280R587			FBZKJX	1/25/2018	3.21000	2.98370
FT 3805 CORPORATE HIGH INCOME PORT, SRS 6	35-2453392	30280R595	30280R603	30280R587			FBZKJX	2/25/2018	27.54000	25.59843

Issuer's Name	EIN	CUSIP 1	CUSIP 2	CUSIP 3	CUSIP 4	CUSIP 5	Ticker Symbol	Date of Corporate Action	Distribution Per Unit	Per Unit Reduction of Taxpayer's Basis
FT 3805 CORPORATE HIGH INCOME PORT, SRS 6	35-2453392	30280R595	30280R603	30280R587			FBZKJX	2/25/2018	3.08000	2.86286
FT 3805 CORPORATE HIGH INCOME PORT, SRS 6	35-2453392	30280R595	30280R603	30280R587			FBZKJX	3/25/2018	40.82000	37.94219
FT 3805 CORPORATE HIGH INCOME PORT, SRS 6	35-2453392	30280R595	30280R603	30280R587			FBZKJX	3/25/2018	3.04000	2.82568
FT 3805 CORPORATE HIGH INCOME PORT, SRS 6	35-2453392	30280R595	30280R603	30280R587			FBZKJX	4/25/2018	2.87000	2.66767
FT 3805 CORPORATE HIGH INCOME PORT, SRS 6	35-2453392	30280R595	30280R603	30280R587			FBZKJX	5/25/2018	88.84000	82.57678
FT 3805 CORPORATE HIGH INCOME PORT, SRS 6	35-2453392	30280R595	30280R603	30280R587			FBZKJX	5/25/2018	2.48000	2.30516
FT 3805 CORPORATE HIGH INCOME PORT, SRS 6	35-2453392	30280R595	30280R603	30280R587			FBZKJX	6/25/2018	96.49000	89.68746
FT 3805 CORPORATE HIGH INCOME PORT, SRS 6	35-2453392	30280R595	30280R603	30280R587			FBZKJX	6/25/2018	2.14000	1.98913
FT 3805 CORPORATE HIGH INCOME PORT, SRS 6	35-2453392	30280R595	30280R603	30280R587			FBZKJX	7/25/2018	1.81000	1.68240
FT 3805 CORPORATE HIGH INCOME PORT, SRS 6	35-2453392	30280R595	30280R603	30280R587			FBZKJX	8/25/2018	62.60000	58.18670
FT 3805 CORPORATE HIGH INCOME PORT, SRS 6	35-2453392	30280R595	30280R603	30280R587			FBZKJX	8/25/2018	1.72000	1.59874
FT 3805 CORPORATE HIGH INCOME PORT, SRS 6	35-2453392	30280R595	30280R603	30280R587			FBZKJX	9/25/2018	1.48000	1.37566
FT 3805 CORPORATE HIGH INCOME PORT, SRS 6	35-2453392	30280R595	30280R603	30280R587			FBZKJX	10/25/2018	1.48000	1.37566
FT 3805 CORPORATE HIGH INCOME PORT, SRS 6	35-2453392	30280R595	30280R603	30280R587			FBZKJX	11/25/2018	1.47000	1.36637
FT 3805 CORPORATE HIGH INCOME PORT, SRS 6	35-2453392	30280R595	30280R603	30280R587			FBZKJX	12/25/2018	1.50000	1.39425
FT 3820 HIGH YIELD CRPT TRST, SHRT INTRMDTE, SRS 7	35-2453450	30280S775	30280S759	30280S767			FRUHGX	1/25/2018	0.48000	0.44736
FT 3820 HIGH YIELD CRPT TRST, SHRT INTRMDTE, SRS 7	35-2453450	30280S775	30280S759	30280S767			FRUHGX	2/25/2018	0.49000	0.45668
FT 3820 HIGH YIELD CRPT TRST, SHRT INTRMDTE, SRS 7	35-2453450	30280S775	30280S759	30280S767			FRUHGX	3/25/2018	0.48000	0.44736
FT 3820 HIGH YIELD CRPT TRST, SHRT INTRMDTE, SRS 7	35-2453450	30280S775	30280S759	30280S767			FRUHGX	4/25/2018	0.47000	0.43804
FT 3820 HIGH YIELD CRPT TRST, SHRT INTRMDTE, SRS 7	35-2453450	30280S775	30280S759	30280S767			FRUHGX	5/25/2018	0.49000	0.45668
FT 3820 HIGH YIELD CRPT TRST, SHRT INTRMDTE, SRS 7	35-2453450	30280S775	30280S759	30280S767			FRUHGX	6/25/2018	0.48000	0.44736
FT 3820 HIGH YIELD CRPT TRST, SHRT INTRMDTE, SRS 7	35-2453450	30280S775	30280S759	30280S767			FRUHGX	7/25/2018	0.40000	0.37280
FT 3820 HIGH YIELD CRPT TRST, SHRT INTRMDTE, SRS 7	35-2453450	30280S775	30280S759	30280S767			FRUHGX	7/25/2018	36.53000	34.04596
FT 3820 HIGH YIELD CRPT TRST, SHRT INTRMDTE, SRS 7	35-2453450	30280S775	30280S759	30280S767			FRUHGX	8/25/2018	0.21000	0.19572
FT 3820 HIGH YIELD CRPT TRST, SHRT INTRMDTE, SRS 7	35-2453450	30280S775	30280S759	30280S767			FRUHGX	9/25/2018	0.22000	0.20504
FT 3820 HIGH YIELD CRPT TRST, SHRT INTRMDTE, SRS 7	35-2453450	30280S775	30280S759	30280S767			FRUHGX	10/25/2018	0.21000	0.19572
FT 3820 HIGH YIELD CRPT TRST, SHRT INTRMDTE, SRS 7	35-2453450	30280S775	30280S759	30280S767			FRUHGX	11/25/2018	0.21000	0.19572
FT 3820 HIGH YIELD CRPT TRST, SHRT INTRMDTE, SRS 7	35-2453450	30280S775	30280S759	30280S767			FRUHGX	12/25/2018	0.22000	0.20504
FT 3883 HIGH YIELD CRPT TRST, SHRT INTRMDTE, SRS 8	35-2456902	30280X535	30280X501	30280X527			FPNELX	1/25/2018	0.63000	0.25673
FT 3883 HIGH YIELD CRPT TRST, SHRT INTRMDTE, SRS 8	35-2456902	30280X535	30280X501	30280X527			FPNELX	2/25/2018	0.64000	0.26080
FT 3883 HIGH YIELD CRPT TRST, SHRT INTRMDTE, SRS 8	35-2456902	30280X535	30280X501	30280X527			FPNELX	3/25/2018	0.65000	0.26488
FT 3883 HIGH YIELD CRPT TRST, SHRT INTRMDTE, SRS 8	35-2456902	30280X535	30280X501	30280X527			FPNELX	4/25/2018	0.64000	0.26080
FT 3883 HIGH YIELD CRPT TRST, SHRT INTRMDTE, SRS 8	35-2456902	30280X535	30280X501	30280X527			FPNELX	5/25/2018	0.65000	0.26488
FT 3883 HIGH YIELD CRPT TRST, SHRT INTRMDTE, SRS 8	35-2456902	30280X535	30280X501	30280X527			FPNELX	6/25/2018	0.64000	0.26080
FT 3883 HIGH YIELD CRPT TRST, SHRT INTRMDTE, SRS 8	35-2456902	30280X535	30280X501	30280X527			FPNELX	7/25/2018	0.65000	0.26488
FT 3883 HIGH YIELD CRPT TRST, SHRT INTRMDTE, SRS 8	35-2456902	30280X535	30280X501	30280X527			FPNELX	8/25/2018	0.62000	0.25265
FT 3883 HIGH YIELD CRPT TRST, SHRT INTRMDTE, SRS 8	35-2456902	30280X535	30280X501	30280X527			FPNELX	9/25/2018	0.63000	0.25673
FT 3883 HIGH YIELD CRPT TRST, SHRT INTRMDTE, SRS 8	35-2456902	30280X535	30280X501	30280X527			FPNELX	10/25/2018	0.62000	0.25265
FT 3883 HIGH YIELD CRPT TRST, SHRT INTRMDTE, SRS 8	35-2456902	30280X535	30280X501	30280X527			FPNELX	11/25/2018	0.63000	0.25673
FT 3883 HIGH YIELD CRPT TRST, SHRT INTRMDTE, SRS 8	35-2456902	30280X535	30280X501	30280X527			FPNELX	12/25/2018	0.63000	0.25673
FT 4119 MRG STNL - TRIBECA STR CRPT BOND PORT SRS	35-2487134	30281G507	30281G515	30281G523			FGCNVX	1/25/2018	3.19000	2.94565
FT 4119 MRG STNL - TRIBECA STR CRPT BOND PORT SRS	35-2487134	30281G507	30281G515	30281G523			FGCNVX	2/25/2018	22.59000	20.85961
FT 4119 MRG STNL - TRIBECA STR CRPT BOND PORT SRS	35-2487134	30281G507	30281G515	30281G523			FGCNVX	2/25/2018	3.25000	3.00105
FT 4119 MRG STNL - TRIBECA STR CRPT BOND PORT SRS	35-2487134	30281G507	30281G515	30281G523			FGCNVX	3/25/2018	3.30000	3.04722
FT 4119 MRG STNL - TRIBECA STR CRPT BOND PORT SRS	35-2487134	30281G507	30281G515	30281G523			FGCNVX	4/25/2018	123.49000	114.03067
FT 4119 MRG STNL - TRIBECA STR CRPT BOND PORT SRS	35-2487134	30281G507	30281G515	30281G523			FGCNVX	4/25/2018	3.14000	2.89948
FT 4119 MRG STNL - TRIBECA STR CRPT BOND PORT SRS	35-2487134	30281G507	30281G515	30281G523			FGCNVX	5/25/2018	37.13000	34.28584
FT 4119 MRG STNL - TRIBECA STR CRPT BOND PORT SRS	35-2487134	30281G507	30281G515	30281G523			FGCNVX	5/25/2018	2.72000	2.51165
FT 4119 MRG STNL - TRIBECA STR CRPT BOND PORT SRS	35-2487134	30281G507	30281G515	30281G523			FGCNVX	6/25/2018	2.76000	2.54858
FT 4119 MRG STNL - TRIBECA STR CRPT BOND PORT SRS	35-2487134	30281G507	30281G515	30281G523			FGCNVX	6/25/2018	70.23000	64.85038
FT 4119 MRG STNL - TRIBECA STR CRPT BOND PORT SRS	35-2487134	30281G507	30281G515	30281G523			FGCNVX	7/25/2018	2.54000	2.34544
FT 4119 MRG STNL - TRIBECA STR CRPT BOND PORT SRS	35-2487134	30281G507	30281G515	30281G523			FGCNVX	8/25/2018	2.49000	2.29927
FT 4119 MRG STNL - TRIBECA STR CRPT BOND PORT SRS	35-2487134	30281G507	30281G515	30281G523			FGCNVX	8/25/2018	74.09000	68.41471
FT 4119 MRG STNL - TRIBECA STR CRPT BOND PORT SRS	35-2487134	30281G507	30281G515	30281G523			FGCNVX	9/25/2018	2.29000	2.11459
FT 4119 MRG STNL - TRIBECA STR CRPT BOND PORT SRS	35-2487134	30281G507	30281G515	30281G523			FGCNVX	10/25/2018	2.30000	2.12382
FT 4119 MRG STNL - TRIBECA STR CRPT BOND PORT SRS	35-2487134	30281G507	30281G515	30281G523			FGCNVX	11/25/2018	2.30000	2.12382
FT 4119 MRG STNL - TRIBECA STR CRPT BOND PORT SRS	35-2487134	30281G507	30281G515	30281G523			FGCNVX	12/25/2018	2.33000	2.15152
FT 4143 CORPORATE HIGH INCOME PORT, SRS 8	35-2479732	30281J337	30281J329	30281J311			FRVICX	1/25/2018	3.70000	2.69841
FT 4143 CORPORATE HIGH INCOME PORT, SRS 8	35-2479732	30281J337	30281J329	30281J311			FRVICX	1/25/2018	4.52000	3.29644
FT 4143 CORPORATE HIGH INCOME PORT, SRS 8	35-2479732	30281J337	30281J329	30281J311			FRVICX	2/25/2018	3.73000	2.72029
FT 4143 CORPORATE HIGH INCOME PORT, SRS 8	35-2479732	30281J337	30281J329	30281J311			FRVICX	3/25/2018	3.74000	2.72758
FT 4143 CORPORATE HIGH INCOME PORT, SRS 8	35-2479732	30281J337	30281J329	30281J311			FRVICX	4/25/2018	3.72000	2.71300
FT 4143 CORPORATE HIGH INCOME PORT, SRS 8	35-2479732	30281J337	30281J329	30281J311			FRVICX	5/25/2018	26.65000	19.43585

Issuer's Name	EIN	CUSIP 1	CUSIP 2	CUSIP 3	CUSIP 4	CUSIP 5	Ticker Symbol	Date of Corporate Action	Distribution Per Unit	Per Unit Reduction of Taxpayer's Basis
FT 4143 CORPORATE HIGH INCOME PORT, SRS 8	35-2479732	30281J337	30281J329	30281J311			FRVICX	5/25/2018	3.69000	2.69112
FT 4143 CORPORATE HIGH INCOME PORT, SRS 8	35-2479732	30281J337	30281J329	30281J311			FRVICX	6/25/2018	3.80000	2.77134
FT 4143 CORPORATE HIGH INCOME PORT, SRS 8	35-2479732	30281J337	30281J329	30281J311			FRVICX	7/25/2018	3.56000	2.59631
FT 4143 CORPORATE HIGH INCOME PORT, SRS 8	35-2479732	30281J337	30281J329	30281J311			FRVICX	7/25/2018	31.72000	23.13340
FT 4143 CORPORATE HIGH INCOME PORT, SRS 8	35-2479732	30281J337	30281J329	30281J311			FRVICX	8/25/2018	11.70000	8.53281
FT 4143 CORPORATE HIGH INCOME PORT, SRS 8	35-2479732	30281J337	30281J329	30281J311			FRVICX	8/25/2018	3.47000	2.53067
FT 4143 CORPORATE HIGH INCOME PORT, SRS 8	35-2479732	30281J337	30281J329	30281J311			FRVICX	9/25/2018	3.43000	2.50150
FT 4143 CORPORATE HIGH INCOME PORT, SRS 8	35-2479732	30281J337	30281J329	30281J311			FRVICX	10/25/2018	3.43000	2.50150
FT 4143 CORPORATE HIGH INCOME PORT, SRS 8	35-2479732	30281J337	30281J329	30281J311			FRVICX	11/25/2018	3.43000	2.50150
FT 4143 CORPORATE HIGH INCOME PORT, SRS 8	35-2479732	30281J337	30281J329	30281J311			FRVICX	12/25/2018	3.44000	2.50879
FT 4104 HIGH YIELD CRPT TRST, SHRT INTRMDTE, SRS 10	35-2469670	30282H736	30282H751	30282H744			FQVCLX	1/25/2018	2.31000	2.11781
FT 4104 HIGH YIELD CRPT TRST, SHRT INTRMDTE, SRS 10	35-2469670	30282H736	30282H751	30282H744			FQVCLX	2/25/2018	2.31000	2.11781
FT 4104 HIGH YIELD CRPT TRST, SHRT INTRMDTE, SRS 10	35-2469670	30282H736	30282H751	30282H744			FQVCLX	3/25/2018	2.31000	2.11781
FT 4104 HIGH YIELD CRPT TRST, SHRT INTRMDTE, SRS 10	35-2469670	30282H736	30282H751	30282H744			FQVCLX	4/25/2018	2.30000	2.10864
FT 4104 HIGH YIELD CRPT TRST, SHRT INTRMDTE, SRS 10	35-2469670	30282H736	30282H751	30282H744			FQVCLX	5/25/2018	1.95000	1.78776
FT 4104 HIGH YIELD CRPT TRST, SHRT INTRMDTE, SRS 10	35-2469670	30282H736	30282H751	30282H744			FQVCLX	5/25/2018	44.57000	40.86178
FT 4104 HIGH YIELD CRPT TRST, SHRT INTRMDTE, SRS 10	35-2469670	30282H736	30282H751	30282H744			FQVCLX	6/25/2018	2.03000	1.86110
FT 4104 HIGH YIELD CRPT TRST, SHRT INTRMDTE, SRS 10	35-2469670	30282H736	30282H751	30282H744			FQVCLX	6/25/2018	28.86000	26.45885
FT 4104 HIGH YIELD CRPT TRST, SHRT INTRMDTE, SRS 10	35-2469670	30282H736	30282H751	30282H744			FQVCLX	7/25/2018	74.07000	67.90738
FT 4104 HIGH YIELD CRPT TRST, SHRT INTRMDTE, SRS 10	35-2469670	30282H736	30282H751	30282H744			FQVCLX	7/25/2018	1.68000	1.54022
FT 4104 HIGH YIELD CRPT TRST, SHRT INTRMDTE, SRS 10	35-2469670	30282H736	30282H751	30282H744			FQVCLX	8/25/2018	39.36000	36.08525
FT 4104 HIGH YIELD CRPT TRST, SHRT INTRMDTE, SRS 10	35-2469670	30282H736	30282H751	30282H744			FQVCLX	8/25/2018	1.28000	1.17350
FT 4104 HIGH YIELD CRPT TRST, SHRT INTRMDTE, SRS 10	35-2469670	30282H736	30282H751	30282H744			FQVCLX	9/25/2018	1.12000	1.02682
FT 4104 HIGH YIELD CRPT TRST, SHRT INTRMDTE, SRS 10	35-2469670	30282H736	30282H751	30282H744			FQVCLX	10/25/2018	56.23000	51.55166
FT 4104 HIGH YIELD CRPT TRST, SHRT INTRMDTE, SRS 10	35-2469670	30282H736	30282H751	30282H744			FQVCLX	10/25/2018	1.11000	1.01765
FT 4104 HIGH YIELD CRPT TRST, SHRT INTRMDTE, SRS 10	35-2469670	30282H736	30282H751	30282H744			FQVCLX	11/25/2018	0.75000	0.68760
FT 4104 HIGH YIELD CRPT TRST, SHRT INTRMDTE, SRS 10	35-2469670	30282H736	30282H751	30282H744			FQVCLX	12/25/2018	0.76000	0.69677
FT 4567 CORPORATE HIGH INCOME PORT, SRS 9	35-2490174	30283A102	30283A128	30283A110			FEGOLX	1/25/2018	4.04000	2.59328
FT 4567 CORPORATE HIGH INCOME PORT, SRS 9	35-2490174	30283A102	30283A128	30283A110			FEGOLX	2/25/2018	4.03000	2.58686
FT 4567 CORPORATE HIGH INCOME PORT, SRS 9	35-2490174	30283A102	30283A128	30283A110			FEGOLX	3/25/2018	4.13000	2.65105
FT 4567 CORPORATE HIGH INCOME PORT, SRS 9	35-2490174	30283A102	30283A128	30283A110			FEGOLX	4/25/2018	4.04000	2.59328
FT 4567 CORPORATE HIGH INCOME PORT, SRS 9	35-2490174	30283A102	30283A128	30283A110			FEGOLX	5/25/2018	3.97000	2.54834
FT 4567 CORPORATE HIGH INCOME PORT, SRS 9	35-2490174	30283A102	30283A128	30283A110			FEGOLX	5/25/2018	56.61000	36.33796
FT 4567 CORPORATE HIGH INCOME PORT, SRS 9	35-2490174	30283A102	30283A128	30283A110			FEGOLX	6/25/2018	3.94000	2.52909
FT 4567 CORPORATE HIGH INCOME PORT, SRS 9	35-2490174	30283A102	30283A128	30283A110			FEGOLX	7/25/2018	3.80000	2.43922
FT 4567 CORPORATE HIGH INCOME PORT, SRS 9	35-2490174	30283A102	30283A128	30283A110			FEGOLX	8/25/2018	3.80000	2.43922
FT 4567 CORPORATE HIGH INCOME PORT, SRS 9	35-2490174	30283A102	30283A128	30283A110			FEGOLX	9/25/2018	3.80000	2.43922
FT 4567 CORPORATE HIGH INCOME PORT, SRS 9	35-2490174	30283A102	30283A128	30283A110			FEGOLX	10/25/2018	3.80000	2.43922
FT 4567 CORPORATE HIGH INCOME PORT, SRS 9	35-2490174	30283A102	30283A128	30283A110			FEGOLX	11/25/2018	3.79000	2.43280
FT 4567 CORPORATE HIGH INCOME PORT, SRS 9	35-2490174	30283A102	30283A128	30283A110			FEGOLX	12/25/2018	3.85000	2.47132
FT 4597 HIGH YIELD CORPORATE TRST, INTRMDTE, SRS 11	35-2490213	30283A557	30283A540	30283A532			FVBPUX	1/25/2018	3.32000	2.98999
FT 4597 HIGH YIELD CORPORATE TRST, INTRMDTE, SRS 11	35-2490213	30283A557	30283A540	30283A532			FVBPUX	2/25/2018	3.31000	2.98099
FT 4597 HIGH YIELD CORPORATE TRST, INTRMDTE, SRS 11	35-2490213	30283A557	30283A540	30283A532			FVBPUX	3/25/2018	3.30000	2.97198
FT 4597 HIGH YIELD CORPORATE TRST, INTRMDTE, SRS 11	35-2490213	30283A557	30283A540	30283A532			FVBPUX	4/25/2018	3.29000	2.96297
FT 4597 HIGH YIELD CORPORATE TRST, INTRMDTE, SRS 11	35-2490213	30283A557	30283A540	30283A532			FVBPUX	5/25/2018	2.92000	2.62975
FT 4597 HIGH YIELD CORPORATE TRST, INTRMDTE, SRS 11	35-2490213	30283A557	30283A540	30283A532			FVBPUX	5/25/2018	126.22000	113.67373
FT 4597 HIGH YIELD CORPORATE TRST, INTRMDTE, SRS 11	35-2490213	30283A557	30283A540	30283A532			FVBPUX	6/25/2018	42.09000	37.90625
FT 4597 HIGH YIELD CORPORATE TRST, INTRMDTE, SRS 11	35-2490213	30283A557	30283A540	30283A532			FVBPUX	6/25/2018	2.49000	2.24249
FT 4597 HIGH YIELD CORPORATE TRST, INTRMDTE, SRS 11	35-2490213	30283A557	30283A540	30283A532			FVBPUX	7/25/2018	2.13000	1.91828
FT 4597 HIGH YIELD CORPORATE TRST, INTRMDTE, SRS 11	35-2490213	30283A557	30283A540	30283A532			FVBPUX	7/25/2018	47.77000	43.02166
FT 4597 HIGH YIELD CORPORATE TRST, INTRMDTE, SRS 11	35-2490213	30283A557	30283A540	30283A532			FVBPUX	8/25/2018	1.84000	1.65710
FT 4597 HIGH YIELD CORPORATE TRST, INTRMDTE, SRS 11	35-2490213	30283A557	30283A540	30283A532			FVBPUX	9/25/2018	1.84000	1.65710
FT 4597 HIGH YIELD CORPORATE TRST, INTRMDTE, SRS 11	35-2490213	30283A557	30283A540	30283A532			FVBPUX	10/25/2018	1.82000	1.63909
FT 4597 HIGH YIELD CORPORATE TRST, INTRMDTE, SRS 11	35-2490213	30283A557	30283A540	30283A532			FVBPUX	10/25/2018	60.28000	54.28817
FT 4597 HIGH YIELD CORPORATE TRST, INTRMDTE, SRS 11	35-2490213	30283A557	30283A540	30283A532			FVBPUX	11/25/2018	1.45000	1.30587
FT 4597 HIGH YIELD CORPORATE TRST, INTRMDTE, SRS 11	35-2490213	30283A557	30283A540	30283A532			FVBPUX	12/25/2018	1.46000	1.31488
FT 4586 DIV GROWTH PORT, SRS 4	35-2492424	30283B449	30283B431	30283B456	30283B472	30283B464	FIPLDX	1/25/2018	0.02250	0.00031
FT 4586 DIV GROWTH PORT, SRS 4	35-2492424	30283B449	30283B431	30283B456	30283B472	30283B464	FIPLDX	2/25/2018	0.01200	0.00016
FT 4586 DIV GROWTH PORT, SRS 4	35-2492424	30283B449	30283B431	30283B456	30283B472	30283B464	FIPLDX	3/25/2018	0.04000	0.00054
FT 4586 DIV GROWTH PORT, SRS 4	35-2492424	30283B449	30283B431	30283B456	30283B472	30283B464	FIPLDX	4/25/2018	0.02230	0.00030
FT 4586 DIV GROWTH PORT, SRS 4	35-2492424	30283B449	30283B431	30283B456	30283B472	30283B464	FIPLDX	5/25/2018	0.01380	0.00019
FT 4586 DIV GROWTH PORT, SRS 4	35-2492424	30283B449	30283B431	30283B456	30283B472	30283B464	FIPLDX	6/25/2018	0.04460	0.00061
FT 4586 DIV GROWTH PORT, SRS 4	35-2492424	30283B449	30283B431	30283B456	30283B472	30283B464	FIPLDX	7/25/2018	0.01950	0.00027

Issuer's Name	EIN	CUSIP 1	CUSIP 2	CUSIP 3	CUSIP 4	CUSIP 5	Ticker Symbol	Date of Corporate Action	Distribution Per Unit	Per Unit Reduction of Taxpayer's Basis
FT 4586 DIV GROWTH PORT, SRS 4	35-2492424	30283B449	30283B431	30283B456	30283B472	30283B464	FIPLDX	8/25/2018	0.01290	0.00018
FT 4586 DIV GROWTH PORT, SRS 4	35-2492424	30283B449	30283B431	30283B456	30283B472	30283B464	FIPLDX	9/25/2018	0.04080	0.00055
FT 4586 DIV GROWTH PORT, SRS 4	35-2492424	30283B449	30283B431	30283B456	30283B472	30283B464	FIPLDX	10/25/2018	0.02370	0.00032
FT 4586 DIV GROWTH PORT, SRS 4	35-2492424	30283B449	30283B431	30283B456	30283B472	30283B464	FIPLDX	11/25/2018	0.01290	0.00018
FT 4586 DIV GROWTH PORT, SRS 4	35-2492424	30283B449	30283B431	30283B456	30283B472	30283B464	FIPLDX	11/25/2018	0.40290	0.00548
FT 4586 DIV GROWTH PORT, SRS 4	35-2492424	30283B449	30283B431	30283B456	30283B472	30283B464	FIPLDX	12/25/2018	0.03960	0.00054
FT 4654 BALANCED INCOME PORT, SRS 43	35-2494773	30283L173	30283L199	30283L157	30283L165	30283L181	FMVRUX	1/25/2018	0.04230	0.00919
FT 4654 BALANCED INCOME PORT, SRS 43	35-2494773	30283L173	30283L199	30283L157	30283L165	30283L181	FMVRUX	2/25/2018	0.02930	0.00636
FT 4654 BALANCED INCOME PORT, SRS 43	35-2494773	30283L173	30283L199	30283L157	30283L165	30283L181	FMVRUX	3/25/2018	0.04470	0.00971
FT 4654 BALANCED INCOME PORT, SRS 43	35-2494773	30283L173	30283L199	30283L157	30283L165	30283L181	FMVRUX	4/25/2018	0.04410	0.00958
FT 4654 BALANCED INCOME PORT, SRS 43	35-2494773	30283L173	30283L199	30283L157	30283L165	30283L181	FMVRUX	5/25/2018	0.03050	0.00662
FT 4654 BALANCED INCOME PORT, SRS 43	35-2494773	30283L173	30283L199	30283L157	30283L165	30283L181	FMVRUX	6/25/2018	0.04850	0.01053
FT 4654 BALANCED INCOME PORT, SRS 43	35-2494773	30283L173	30283L199	30283L157	30283L165	30283L181	FMVRUX	7/25/2018	0.04270	0.00927
FT 4654 BALANCED INCOME PORT, SRS 43	35-2494773	30283L173	30283L199	30283L157	30283L165	30283L181	FMVRUX	8/25/2018	0.03000	0.00652
FT 4654 BALANCED INCOME PORT, SRS 43	35-2494773	30283L173	30283L199	30283L157	30283L165	30283L181	FMVRUX	9/25/2018	0.05240	0.01138
FT 4654 BALANCED INCOME PORT, SRS 43	35-2494773	30283L173	30283L199	30283L157	30283L165	30283L181	FMVRUX	10/25/2018	0.04810	0.01045
FT 4654 BALANCED INCOME PORT, SRS 43	35-2494773	30283L173	30283L199	30283L157	30283L165	30283L181	FMVRUX	11/25/2018	0.02990	0.00649
FT 4654 BALANCED INCOME PORT, SRS 43	35-2494773	30283L173	30283L199	30283L157	30283L165	30283L181	FMVRUX	11/25/2018	0.00510	0.00111
FT 4654 BALANCED INCOME PORT, SRS 43	35-2494773	30283L173	30283L199	30283L157	30283L165	30283L181	FMVRUX	12/25/2018	0.04950	0.01075
FT 4688 MUNICIPAL INC CLOSED-END PORT, SRS 58	35-2494782	30283M262	30283M254	30283M296	30283M270	30283M288	FGENRX	1/25/2018	0.04050	0.01439
FT 4688 MUNICIPAL INC CLOSED-END PORT, SRS 58	35-2494782	30283M262	30283M254	30283M296	30283M270	30283M288	FGENRX	2/25/2018	0.04020	0.01429
FT 4688 MUNICIPAL INC CLOSED-END PORT, SRS 58	35-2494782	30283M262	30283M254	30283M296	30283M270	30283M288	FGENRX	2/25/2018	0.00030	0.00011
FT 4688 MUNICIPAL INC CLOSED-END PORT, SRS 58	35-2494782	30283M262	30283M254	30283M296	30283M270	30283M288	FGENRX	3/25/2018	0.04020	0.01429
FT 4688 MUNICIPAL INC CLOSED-END PORT, SRS 58	35-2494782	30283M262	30283M254	30283M296	30283M270	30283M288	FGENRX	4/25/2018	0.03810	0.01354
FT 4688 MUNICIPAL INC CLOSED-END PORT, SRS 58	35-2494782	30283M262	30283M254	30283M296	30283M270	30283M288	FGENRX	5/25/2018	0.03810	0.01354
FT 4688 MUNICIPAL INC CLOSED-END PORT, SRS 58	35-2494782	30283M262	30283M254	30283M296	30283M270	30283M288	FGENRX	6/25/2018	0.03810	0.01354
FT 4688 MUNICIPAL INC CLOSED-END PORT, SRS 58	35-2494782	30283M262	30283M254	30283M296	30283M270	30283M288	FGENRX	7/25/2018	0.03710	0.01319
FT 4688 MUNICIPAL INC CLOSED-END PORT, SRS 58	35-2494782	30283M262	30283M254	30283M296	30283M270	30283M288	FGENRX	8/25/2018	0.03710	0.01319
FT 4688 MUNICIPAL INC CLOSED-END PORT, SRS 58	35-2494782	30283M262	30283M254	30283M296	30283M270	30283M288	FGENRX	9/25/2018	0.03710	0.01319
FT 4688 MUNICIPAL INC CLOSED-END PORT, SRS 58	35-2494782	30283M262	30283M254	30283M296	30283M270	30283M288	FGENRX	10/25/2018	0.23320	0.08288
FT 4688 MUNICIPAL INC CLOSED-END PORT, SRS 58	35-2494782	30283M262	30283M254	30283M296	30283M270	30283M288	FGENRX	10/25/2018	0.03530	0.01255
FT 4688 MUNICIPAL INC CLOSED-END PORT, SRS 58	35-2494782	30283M262	30283M254	30283M296	30283M270	30283M288	FGENRX	11/25/2018	0.03530	0.01255
FT 4688 MUNICIPAL INC CLOSED-END PORT, SRS 58	35-2494782	30283M262	30283M254	30283M296	30283M270	30283M288	FGENRX	12/25/2018	0.03530	0.01255
FT 4688 MUNICIPAL INC CLOSED-END PORT, SRS 58	35-2494782	30283M262	30283M254	30283M296	30283M270	30283M288	FGENRX	12/25/2018	0.00100	0.00036
FT 4760 CORPORATE HIGH INCOME PORT, SRS 11	35-2510469	30283P877	30283P851	30283P869			FKLQVX	1/25/2018	4.64000	3.58301
FT 4760 CORPORATE HIGH INCOME PORT, SRS 11	35-2510469	30283P877	30283P851	30283P869			FKLQVX	2/25/2018	4.67000	3.60617
FT 4760 CORPORATE HIGH INCOME PORT, SRS 11	35-2510469	30283P877	30283P851	30283P869			FKLQVX	3/25/2018	78.21000	60.39376
FT 4760 CORPORATE HIGH INCOME PORT, SRS 11	35-2510469	30283P877	30283P851	30283P869			FKLQVX	3/25/2018	4.55000	3.51351
FT 4760 CORPORATE HIGH INCOME PORT, SRS 11	35-2510469	30283P877	30283P851	30283P869			FKLQVX	4/25/2018	4.22000	3.25868
FT 4760 CORPORATE HIGH INCOME PORT, SRS 11	35-2510469	30283P877	30283P851	30283P869			FKLQVX	5/25/2018	4.17000	3.22007
FT 4760 CORPORATE HIGH INCOME PORT, SRS 11	35-2510469	30283P877	30283P851	30283P869			FKLQVX	5/25/2018	39.45000	30.46329
FT 4760 CORPORATE HIGH INCOME PORT, SRS 11	35-2510469	30283P877	30283P851	30283P869			FKLQVX	6/25/2018	4.15000	3.20463
FT 4760 CORPORATE HIGH INCOME PORT, SRS 11	35-2510469	30283P877	30283P851	30283P869			FKLQVX	7/25/2018	4.01000	3.09652
FT 4760 CORPORATE HIGH INCOME PORT, SRS 11	35-2510469	30283P877	30283P851	30283P869			FKLQVX	8/25/2018	4.05000	3.12741
FT 4760 CORPORATE HIGH INCOME PORT, SRS 11	35-2510469	30283P877	30283P851	30283P869			FKLQVX	9/25/2018	4.05000	3.12741
FT 4760 CORPORATE HIGH INCOME PORT, SRS 11	35-2510469	30283P877	30283P851	30283P869			FKLQVX	10/25/2018	4.05000	3.12741
FT 4760 CORPORATE HIGH INCOME PORT, SRS 11	35-2510469	30283P877	30283P851	30283P869			FKLQVX	11/25/2018	4.07000	3.14285
FT 4760 CORPORATE HIGH INCOME PORT, SRS 11	35-2510469	30283P877	30283P851	30283P869			FKLQVX	12/25/2018	4.07000	3.14285
FT 4821 BALANCED INCOME PORT SRS 44	35-2505195	30283X847	30283X854	30283X862	30283X839	30283X870	FVHBEX	1/25/2018	0.05240	0.01109
FT 4821 BALANCED INCOME PORT SRS 44	35-2505195	30283X847	30283X854	30283X862	30283X839	30283X870	FVHBEX	1/25/2018	0.00080	0.00017
FT 4821 BALANCED INCOME PORT SRS 44	35-2505195	30283X847	30283X854	30283X862	30283X839	30283X870	FVHBEX	2/25/2018	0.02990	0.00633
FT 4821 BALANCED INCOME PORT SRS 44	35-2505195	30283X847	30283X854	30283X862	30283X839	30283X870	FVHBEX	3/25/2018	0.04090	0.00866
FT 4821 BALANCED INCOME PORT SRS 44	35-2505195	30283X847	30283X854	30283X862	30283X839	30283X870	FVHBEX	4/25/2018	0.04720	0.00999
FT 4821 BALANCED INCOME PORT SRS 44	35-2505195	30283X847	30283X854	30283X862	30283X839	30283X870	FVHBEX	5/25/2018	0.03410	0.00722
FT 4821 BALANCED INCOME PORT SRS 44	35-2505195	30283X847	30283X854	30283X862	30283X839	30283X870	FVHBEX	6/25/2018	0.04230	0.00895
FT 4821 BALANCED INCOME PORT SRS 44	35-2505195	30283X847	30283X854	30283X862	30283X839	30283X870	FVHBEX	7/25/2018	0.04210	0.00891
FT 4821 BALANCED INCOME PORT SRS 44	35-2505195	30283X847	30283X854	30283X862	30283X839	30283X870	FVHBEX	8/25/2018	0.03230	0.00684
FT 4821 BALANCED INCOME PORT SRS 44	35-2505195	30283X847	30283X854	30283X862	30283X839	30283X870	FVHBEX	9/25/2018	0.04370	0.00925
FT 4821 BALANCED INCOME PORT SRS 44	35-2505195	30283X847	30283X854	30283X862	30283X839	30283X870	FVHBEX	10/25/2018	0.04680	0.00991
FT 4821 BALANCED INCOME PORT SRS 44	35-2505195	30283X847	30283X854	30283X862	30283X839	30283X870	FVHBEX	11/25/2018	0.00500	0.00106
FT 4821 BALANCED INCOME PORT SRS 44	35-2505195	30283X847	30283X854	30283X862	30283X839	30283X870	FVHBEX	11/25/2018	0.03410	0.00722
FT 4821 BALANCED INCOME PORT SRS 44	35-2505195	30283X847	30283X854	30283X862	30283X839	30283X870	FVHBEX	12/25/2018	0.03890	0.00824

Issuer's Name	EIN	CUSIP 1	CUSIP 2	CUSIP 3	CUSIP 4	CUSIP 5	Ticker Symbol	Date of Corporate Action	Distribution Per Unit	Per Unit Reduction of Taxpayer's Basis
FT 4852 CORPORATE HIGH INCOME PORT SRS 10	35-2505145	30284C214	30284C222	30284C230			FGWFRX	1/25/2018	4.23000	2.48893
FT 4852 CORPORATE HIGH INCOME PORT SRS 10	35-2505145	30284C214	30284C222	30284C230			FGWFRX	2/25/2018	4.23000	2.48893
FT 4852 CORPORATE HIGH INCOME PORT SRS 10	35-2505145	30284C214	30284C222	30284C230			FGWFRX	3/25/2018	4.34000	2.55366
FT 4852 CORPORATE HIGH INCOME PORT SRS 10	35-2505145	30284C214	30284C222	30284C230			FGWFRX	4/25/2018	4.26000	2.50658
FT 4852 CORPORATE HIGH INCOME PORT SRS 10	35-2505145	30284C214	30284C222	30284C230			FGWFRX	5/25/2018	4.23000	2.48893
FT 4852 CORPORATE HIGH INCOME PORT SRS 10	35-2505145	30284C214	30284C222	30284C230			FGWFRX	6/25/2018	4.36000	2.56542
FT 4852 CORPORATE HIGH INCOME PORT SRS 10	35-2505145	30284C214	30284C222	30284C230			FGWFRX	7/25/2018	4.24000	2.49482
FT 4852 CORPORATE HIGH INCOME PORT SRS 10	35-2505145	30284C214	30284C222	30284C230			FGWFRX	8/25/2018	4.23000	2.48893
FT 4852 CORPORATE HIGH INCOME PORT SRS 10	35-2505145	30284C214	30284C222	30284C230			FGWFRX	9/25/2018	4.23000	2.48893
FT 4852 CORPORATE HIGH INCOME PORT SRS 10	35-2505145	30284C214	30284C222	30284C230			FGWFRX	10/25/2018	4.24000	2.49482
FT 4852 CORPORATE HIGH INCOME PORT SRS 10	35-2505145	30284C214	30284C222	30284C230			FGWFRX	11/25/2018	4.12000	2.42421
FT 4852 CORPORATE HIGH INCOME PORT SRS 10	35-2505145	30284C214	30284C222	30284C230			FGWFRX	11/25/2018	36.89000	21.70608
FT 4852 CORPORATE HIGH INCOME PORT SRS 10	35-2505145	30284C214	30284C222	30284C230			FGWFRX	12/25/2018	4.10000	2.41244
FT 4819 MRG STNL TRIBECA STR CORP BOND PORT SER 2	35-2505234	30284C768	30284C750	30284C743			FHYRLX	1/25/2018	3.65000	3.13097
FT 4819 MRG STNL TRIBECA STR CORP BOND PORT SER 2	35-2505234	30284C768	30284C750	30284C743			FHYRLX	2/25/2018	41.26000	35.39283
FT 4819 MRG STNL TRIBECA STR CORP BOND PORT SER 2	35-2505234	30284C768	30284C750	30284C743			FHYRLX	2/25/2018	3.66000	3.13955
FT 4819 MRG STNL TRIBECA STR CORP BOND PORT SER 2	35-2505234	30284C768	30284C750	30284C743			FHYRLX	3/25/2018	3.64000	3.12239
FT 4819 MRG STNL TRIBECA STR CORP BOND PORT SER 2	35-2505234	30284C768	30284C750	30284C743			FHYRLX	4/25/2018	29.49000	25.29652
FT 4819 MRG STNL TRIBECA STR CORP BOND PORT SER 2	35-2505234	30284C768	30284C750	30284C743			FHYRLX	4/25/2018	3.64000	3.12239
FT 4819 MRG STNL TRIBECA STR CORP BOND PORT SER 2	35-2505234	30284C768	30284C750	30284C743			FHYRLX	5/25/2018	3.55000	3.04519
FT 4819 MRG STNL TRIBECA STR CORP BOND PORT SER 2	35-2505234	30284C768	30284C750	30284C743			FHYRLX	5/25/2018	88.02000	75.50356
FT 4819 MRG STNL TRIBECA STR CORP BOND PORT SER 2	35-2505234	30284C768	30284C750	30284C743			FHYRLX	6/25/2018	30.11000	25.82836
FT 4819 MRG STNL TRIBECA STR CORP BOND PORT SER 2	35-2505234	30284C768	30284C750	30284C743			FHYRLX	6/25/2018	3.63000	3.11381
FT 4819 MRG STNL TRIBECA STR CORP BOND PORT SER 2	35-2505234	30284C768	30284C750	30284C743			FHYRLX	7/25/2018	3.39000	2.90794
FT 4819 MRG STNL TRIBECA STR CORP BOND PORT SER 2	35-2505234	30284C768	30284C750	30284C743			FHYRLX	8/25/2018	3.41000	2.92510
FT 4819 MRG STNL TRIBECA STR CORP BOND PORT SER 2	35-2505234	30284C768	30284C750	30284C743			FHYRLX	9/25/2018	3.37000	2.89079
FT 4819 MRG STNL TRIBECA STR CORP BOND PORT SER 2	35-2505234	30284C768	30284C750	30284C743			FHYRLX	10/25/2018	3.40000	2.91652
FT 4819 MRG STNL TRIBECA STR CORP BOND PORT SER 2	35-2505234	30284C768	30284C750	30284C743			FHYRLX	11/25/2018	3.41000	2.92510
FT 4819 MRG STNL TRIBECA STR CORP BOND PORT SER 2	35-2505234	30284C768	30284C750	30284C743			FHYRLX	12/25/2018	3.44000	2.95083
FT 4842 MUNICIPAL INC CLOSED-END PORT SRS 59	35-2508067	30284H627	30284H643	30284H619	30284H635	30284H601	FMAEX	1/25/2018	0.00010	0.00001
FT 4842 MUNICIPAL INC CLOSED-END PORT SRS 59	35-2508067	30284H627	30284H643	30284H619	30284H635	30284H601	FMAEX	1/25/2018	0.03940	0.00231
FT 4842 MUNICIPAL INC CLOSED-END PORT SRS 59	35-2508067	30284H627	30284H643	30284H619	30284H635	30284H601	FMAEX	2/25/2018	0.00030	0.00002
FT 4842 MUNICIPAL INC CLOSED-END PORT SRS 59	35-2508067	30284H627	30284H643	30284H619	30284H635	30284H601	FMAEX	2/25/2018	0.03910	0.00229
FT 4842 MUNICIPAL INC CLOSED-END PORT SRS 59	35-2508067	30284H627	30284H643	30284H619	30284H635	30284H601	FMAEX	3/25/2018	0.03910	0.00229
FT 4842 MUNICIPAL INC CLOSED-END PORT SRS 59	35-2508067	30284H627	30284H643	30284H619	30284H635	30284H601	FMAEX	4/25/2018	0.03730	0.00219
FT 4842 MUNICIPAL INC CLOSED-END PORT SRS 59	35-2508067	30284H627	30284H643	30284H619	30284H635	30284H601	FMAEX	5/25/2018	0.03730	0.00219
FT 4842 MUNICIPAL INC CLOSED-END PORT SRS 59	35-2508067	30284H627	30284H643	30284H619	30284H635	30284H601	FMAEX	6/25/2018	0.03730	0.00219
FT 4842 MUNICIPAL INC CLOSED-END PORT SRS 59	35-2508067	30284H627	30284H643	30284H619	30284H635	30284H601	FMAEX	7/25/2018	0.03620	0.00212
FT 4842 MUNICIPAL INC CLOSED-END PORT SRS 59	35-2508067	30284H627	30284H643	30284H619	30284H635	30284H601	FMAEX	8/25/2018	0.03620	0.00212
FT 4842 MUNICIPAL INC CLOSED-END PORT SRS 59	35-2508067	30284H627	30284H643	30284H619	30284H635	30284H601	FMAEX	9/25/2018	0.03620	0.00212
FT 4842 MUNICIPAL INC CLOSED-END PORT SRS 59	35-2508067	30284H627	30284H643	30284H619	30284H635	30284H601	FMAEX	10/25/2018	0.03510	0.00206
FT 4842 MUNICIPAL INC CLOSED-END PORT SRS 59	35-2508067	30284H627	30284H643	30284H619	30284H635	30284H601	FMAEX	11/25/2018	0.03510	0.00206
FT 4842 MUNICIPAL INC CLOSED-END PORT SRS 59	35-2508067	30284H627	30284H643	30284H619	30284H635	30284H601	FMAEX	12/25/2018	0.00080	0.00005
FT 4842 MUNICIPAL INC CLOSED-END PORT SRS 59	35-2508067	30284H627	30284H643	30284H619	30284H635	30284H601	FMAEX	12/25/2018	0.03510	0.00206
FT 4992 BALANCED INCOME PORT SRS 45	35-2510542	30284Q395	30284Q437	30284Q411	30284Q429	30284Q403	FCWTEX	1/25/2018	0.04510	0.01172
FT 4992 BALANCED INCOME PORT SRS 45	35-2510542	30284Q395	30284Q437	30284Q411	30284Q429	30284Q403	FCWTEX	1/25/2018	0.00080	0.00021
FT 4992 BALANCED INCOME PORT SRS 45	35-2510542	30284Q395	30284Q437	30284Q411	30284Q429	30284Q403	FCWTEX	2/25/2018	0.03470	0.00902
FT 4992 BALANCED INCOME PORT SRS 45	35-2510542	30284Q395	30284Q437	30284Q411	30284Q429	30284Q403	FCWTEX	2/25/2018	0.00380	0.00099
FT 4992 BALANCED INCOME PORT SRS 45	35-2510542	30284Q395	30284Q437	30284Q411	30284Q429	30284Q403	FCWTEX	3/25/2018	0.03580	0.00930
FT 4992 BALANCED INCOME PORT SRS 45	35-2510542	30284Q395	30284Q437	30284Q411	30284Q429	30284Q403	FCWTEX	4/25/2018	0.05200	0.01351
FT 4992 BALANCED INCOME PORT SRS 45	35-2510542	30284Q395	30284Q437	30284Q411	30284Q429	30284Q403	FCWTEX	5/25/2018	0.04870	0.01265
FT 4992 BALANCED INCOME PORT SRS 45	35-2510542	30284Q395	30284Q437	30284Q411	30284Q429	30284Q403	FCWTEX	6/25/2018	0.04120	0.01070
FT 4992 BALANCED INCOME PORT SRS 45	35-2510542	30284Q395	30284Q437	30284Q411	30284Q429	30284Q403	FCWTEX	7/25/2018	0.03440	0.00894
FT 4992 BALANCED INCOME PORT SRS 45	35-2510542	30284Q395	30284Q437	30284Q411	30284Q429	30284Q403	FCWTEX	8/25/2018	0.03520	0.00914
FT 4992 BALANCED INCOME PORT SRS 45	35-2510542	30284Q395	30284Q437	30284Q411	30284Q429	30284Q403	FCWTEX	9/25/2018	0.04040	0.01050
FT 4992 BALANCED INCOME PORT SRS 45	35-2510542	30284Q395	30284Q437	30284Q411	30284Q429	30284Q403	FCWTEX	10/25/2018	0.03880	0.01008
FT 4992 BALANCED INCOME PORT SRS 45	35-2510542	30284Q395	30284Q437	30284Q411	30284Q429	30284Q403	FCWTEX	11/25/2018	0.00510	0.00132
FT 4992 BALANCED INCOME PORT SRS 45	35-2510542	30284Q395	30284Q437	30284Q411	30284Q429	30284Q403	FCWTEX	11/25/2018	0.03680	0.00956
FT 4992 BALANCED INCOME PORT SRS 45	35-2510542	30284Q395	30284Q437	30284Q411	30284Q429	30284Q403	FCWTEX	12/25/2018	0.03570	0.00927
FT 5012 MUNICIPAL INC CLOSED-END PORT SRS 60	35-2512888	30284V154	30284V196	30284V162	30284V170	30284V188	FJBTKX	1/25/2018	0.04090	0.00166
FT 5012 MUNICIPAL INC CLOSED-END PORT SRS 60	35-2512888	30284V154	30284V196	30284V162	30284V170	30284V188	FJBTKX	1/25/2018	0.00020	0.00001
FT 5012 MUNICIPAL INC CLOSED-END PORT SRS 60	35-2512888	30284V154	30284V196	30284V162	30284V170	30284V188	FJBTKX	2/25/2018	0.04040	0.00164
FT 5012 MUNICIPAL INC CLOSED-END PORT SRS 60	35-2512888	30284V154	30284V196	30284V162	30284V170	30284V188	FJBTKX	2/25/2018	0.00040	0.00002

Issuer's Name	EIN	CUSIP 1	CUSIP 2	CUSIP 3	CUSIP 4	CUSIP 5	Ticker Symbol	Date of Corporate Action	Distribution Per Unit	Per Unit Reduction of Taxpayer's Basis
FT 5012 MUNICIPAL INC CLOSED-END PORT SRS 60	35-2512888	30284V154	30284V196	30284V162	30284V170	30284V188	FJBTXX	3/25/2018	0.04040	0.00164
FT 5012 MUNICIPAL INC CLOSED-END PORT SRS 60	35-2512888	30284V154	30284V196	30284V162	30284V170	30284V188	FJBTXX	4/25/2018	0.03850	0.00156
FT 5012 MUNICIPAL INC CLOSED-END PORT SRS 60	35-2512888	30284V154	30284V196	30284V162	30284V170	30284V188	FJBTXX	5/25/2018	0.03850	0.00156
FT 5012 MUNICIPAL INC CLOSED-END PORT SRS 60	35-2512888	30284V154	30284V196	30284V162	30284V170	30284V188	FJBTXX	6/25/2018	0.03850	0.00156
FT 5012 MUNICIPAL INC CLOSED-END PORT SRS 60	35-2512888	30284V154	30284V196	30284V162	30284V170	30284V188	FJBTXX	7/25/2018	0.03730	0.00151
FT 5012 MUNICIPAL INC CLOSED-END PORT SRS 60	35-2512888	30284V154	30284V196	30284V162	30284V170	30284V188	FJBTXX	8/25/2018	0.03730	0.00151
FT 5012 MUNICIPAL INC CLOSED-END PORT SRS 60	35-2512888	30284V154	30284V196	30284V162	30284V170	30284V188	FJBTXX	9/25/2018	0.03730	0.00151
FT 5012 MUNICIPAL INC CLOSED-END PORT SRS 60	35-2512888	30284V154	30284V196	30284V162	30284V170	30284V188	FJBTXX	10/25/2018	0.03610	0.00147
FT 5012 MUNICIPAL INC CLOSED-END PORT SRS 60	35-2512888	30284V154	30284V196	30284V162	30284V170	30284V188	FJBTXX	11/25/2018	0.03610	0.00147
FT 5012 MUNICIPAL INC CLOSED-END PORT SRS 60	35-2512888	30284V154	30284V196	30284V162	30284V170	30284V188	FJBTXX	12/25/2018	0.03610	0.00147
FT 5040 CORPORATE HIGH INCOME PORT SRS 12	35-2512865	30284V519	30284V493	30284V501			FBCJNX	1/25/2018	4.77000	2.72176
FT 5040 CORPORATE HIGH INCOME PORT SRS 12	35-2512865	30284V519	30284V493	30284V501			FBCJNX	2/25/2018	4.78000	2.72747
FT 5040 CORPORATE HIGH INCOME PORT SRS 12	35-2512865	30284V519	30284V493	30284V501			FBCJNX	3/25/2018	4.75000	2.71035
FT 5040 CORPORATE HIGH INCOME PORT SRS 12	35-2512865	30284V519	30284V493	30284V501			FBCJNX	4/25/2018	4.75000	2.71035
FT 5040 CORPORATE HIGH INCOME PORT SRS 12	35-2512865	30284V519	30284V493	30284V501			FBCJNX	5/25/2018	45.49000	25.95659
FT 5040 CORPORATE HIGH INCOME PORT SRS 12	35-2512865	30284V519	30284V493	30284V501			FBCJNX	5/25/2018	4.70000	2.68182
FT 5040 CORPORATE HIGH INCOME PORT SRS 12	35-2512865	30284V519	30284V493	30284V501			FBCJNX	6/25/2018	4.65000	2.65329
FT 5040 CORPORATE HIGH INCOME PORT SRS 12	35-2512865	30284V519	30284V493	30284V501			FBCJNX	7/25/2018	4.54000	2.59052
FT 5040 CORPORATE HIGH INCOME PORT SRS 12	35-2512865	30284V519	30284V493	30284V501			FBCJNX	8/25/2018	4.53000	2.58482
FT 5040 CORPORATE HIGH INCOME PORT SRS 12	35-2512865	30284V519	30284V493	30284V501			FBCJNX	9/25/2018	4.54000	2.59052
FT 5040 CORPORATE HIGH INCOME PORT SRS 12	35-2512865	30284V519	30284V493	30284V501			FBCJNX	10/25/2018	4.54000	2.59052
FT 5040 CORPORATE HIGH INCOME PORT SRS 12	35-2512865	30284V519	30284V493	30284V501			FBCJNX	11/25/2018	4.55000	2.59623
FT 5040 CORPORATE HIGH INCOME PORT SRS 12	35-2512865	30284V519	30284V493	30284V501			FBCJNX	12/25/2018	4.58000	2.61335
FT 5064 DIV GROWTH PORT SRS 7	35-2515104	30284Y323	30284Y307	30284Y349	30284Y331	30284Y315	FABDCX	1/25/2018	0.02250	0.00064
FT 5064 DIV GROWTH PORT SRS 7	35-2515104	30284Y323	30284Y307	30284Y349	30284Y331	30284Y315	FABDCX	2/25/2018	0.01530	0.00043
FT 5064 DIV GROWTH PORT SRS 7	35-2515104	30284Y323	30284Y307	30284Y349	30284Y331	30284Y315	FABDCX	3/25/2018	0.03430	0.00097
FT 5064 DIV GROWTH PORT SRS 7	35-2515104	30284Y323	30284Y307	30284Y349	30284Y331	30284Y315	FABDCX	4/25/2018	0.01980	0.00056
FT 5064 DIV GROWTH PORT SRS 7	35-2515104	30284Y323	30284Y307	30284Y349	30284Y331	30284Y315	FABDCX	5/25/2018	0.02300	0.00065
FT 5064 DIV GROWTH PORT SRS 7	35-2515104	30284Y323	30284Y307	30284Y349	30284Y331	30284Y315	FABDCX	6/25/2018	0.03520	0.00100
FT 5064 DIV GROWTH PORT SRS 7	35-2515104	30284Y323	30284Y307	30284Y349	30284Y331	30284Y315	FABDCX	7/25/2018	0.02020	0.00057
FT 5064 DIV GROWTH PORT SRS 7	35-2515104	30284Y323	30284Y307	30284Y349	30284Y331	30284Y315	FABDCX	8/25/2018	0.01640	0.00046
FT 5064 DIV GROWTH PORT SRS 7	35-2515104	30284Y323	30284Y307	30284Y349	30284Y331	30284Y315	FABDCX	9/25/2018	0.03160	0.00089
FT 5064 DIV GROWTH PORT SRS 7	35-2515104	30284Y323	30284Y307	30284Y349	30284Y331	30284Y315	FABDCX	10/25/2018	0.02400	0.00068
FT 5064 DIV GROWTH PORT SRS 7	35-2515104	30284Y323	30284Y307	30284Y349	30284Y331	30284Y315	FABDCX	11/25/2018	0.02370	0.00067
FT 5064 DIV GROWTH PORT SRS 7	35-2515104	30284Y323	30284Y307	30284Y349	30284Y331	30284Y315	FABDCX	12/25/2018	0.03280	0.00093
FT 5120 BALANCED INCOME PORT SRS 46	35-2517649	30285B462	30285B496	30285B454	30285B488	30285B470	FEFGOX	1/25/2018	0.04230	0.01066
FT 5120 BALANCED INCOME PORT SRS 46	35-2517649	30285B462	30285B496	30285B454	30285B488	30285B470	FEFGOX	1/25/2018	0.00080	0.00020
FT 5120 BALANCED INCOME PORT SRS 46	35-2517649	30285B462	30285B496	30285B454	30285B488	30285B470	FEFGOX	2/25/2018	0.04120	0.01038
FT 5120 BALANCED INCOME PORT SRS 46	35-2517649	30285B462	30285B496	30285B454	30285B488	30285B470	FEFGOX	2/25/2018	0.00370	0.00093
FT 5120 BALANCED INCOME PORT SRS 46	35-2517649	30285B462	30285B496	30285B454	30285B488	30285B470	FEFGOX	3/25/2018	0.03870	0.00975
FT 5120 BALANCED INCOME PORT SRS 46	35-2517649	30285B462	30285B496	30285B454	30285B488	30285B470	FEFGOX	4/25/2018	0.04670	0.01177
FT 5120 BALANCED INCOME PORT SRS 46	35-2517649	30285B462	30285B496	30285B454	30285B488	30285B470	FEFGOX	5/25/2018	0.05420	0.01366
FT 5120 BALANCED INCOME PORT SRS 46	35-2517649	30285B462	30285B496	30285B454	30285B488	30285B470	FEFGOX	6/25/2018	0.04480	0.01129
FT 5120 BALANCED INCOME PORT SRS 46	35-2517649	30285B462	30285B496	30285B454	30285B488	30285B470	FEFGOX	7/25/2018	0.03320	0.00837
FT 5120 BALANCED INCOME PORT SRS 46	35-2517649	30285B462	30285B496	30285B454	30285B488	30285B470	FEFGOX	8/25/2018	0.03980	0.01003
FT 5120 BALANCED INCOME PORT SRS 46	35-2517649	30285B462	30285B496	30285B454	30285B488	30285B470	FEFGOX	9/25/2018	0.03880	0.00978
FT 5120 BALANCED INCOME PORT SRS 46	35-2517649	30285B462	30285B496	30285B454	30285B488	30285B470	FEFGOX	10/25/2018	0.03720	0.00937
FT 5120 BALANCED INCOME PORT SRS 46	35-2517649	30285B462	30285B496	30285B454	30285B488	30285B470	FEFGOX	11/25/2018	0.00540	0.00136
FT 5120 BALANCED INCOME PORT SRS 46	35-2517649	30285B462	30285B496	30285B454	30285B488	30285B470	FEFGOX	11/25/2018	0.04140	0.01043
FT 5120 BALANCED INCOME PORT SRS 46	35-2517649	30285B462	30285B496	30285B454	30285B488	30285B470	FEFGOX	12/25/2018	0.03960	0.00998
FT 5188 CORPORATE HIGH INCOME PORT SRS 13	35-2519850	30285J317	30285J309	30285J325			FCHOXC	1/25/2018	4.36000	2.98660
FT 5188 CORPORATE HIGH INCOME PORT SRS 13	35-2519850	30285J317	30285J309	30285J325			FCHOXC	2/25/2018	4.38000	3.00030
FT 5188 CORPORATE HIGH INCOME PORT SRS 13	35-2519850	30285J317	30285J309	30285J325			FCHOXC	3/25/2018	4.32000	2.95920
FT 5188 CORPORATE HIGH INCOME PORT SRS 13	35-2519850	30285J317	30285J309	30285J325			FCHOXC	4/25/2018	4.30000	2.94550
FT 5188 CORPORATE HIGH INCOME PORT SRS 13	35-2519850	30285J317	30285J309	30285J325			FCHOXC	5/25/2018	41.59000	28.48915
FT 5188 CORPORATE HIGH INCOME PORT SRS 13	35-2519850	30285J317	30285J309	30285J325			FCHOXC	5/25/2018	4.18000	2.86330
FT 5188 CORPORATE HIGH INCOME PORT SRS 13	35-2519850	30285J317	30285J309	30285J325			FCHOXC	6/25/2018	4.26000	2.91810
FT 5188 CORPORATE HIGH INCOME PORT SRS 13	35-2519850	30285J317	30285J309	30285J325			FCHOXC	7/25/2018	4.15000	2.84275
FT 5188 CORPORATE HIGH INCOME PORT SRS 13	35-2519850	30285J317	30285J309	30285J325			FCHOXC	8/25/2018	4.13000	2.82905
FT 5188 CORPORATE HIGH INCOME PORT SRS 13	35-2519850	30285J317	30285J309	30285J325			FCHOXC	8/25/2018	6.85000	4.69225
FT 5188 CORPORATE HIGH INCOME PORT SRS 13	35-2519850	30285J317	30285J309	30285J325			FCHOXC	9/25/2018	4.11000	2.81535
FT 5188 CORPORATE HIGH INCOME PORT SRS 13	35-2519850	30285J317	30285J309	30285J325			FCHOXC	10/25/2018	4.11000	2.81535
FT 5188 CORPORATE HIGH INCOME PORT SRS 13	35-2519850	30285J317	30285J309	30285J325			FCHOXC	11/25/2018	3.93000	2.69205

Issuer's Name	EIN	CUSIP 1	CUSIP 2	CUSIP 3	CUSIP 4	CUSIP 5	Ticker Symbol	Date of Corporate Action	Distribution Per Unit	Per Unit Reduction of Taxpayer's Basis
FT 5188 CORPORATE HIGH INCOME PORT SRS 13	35-2519850	30285J317	30285J309	30285J325			FCHOCX	11/25/2018	38.03000	26.05055
FT 5188 CORPORATE HIGH INCOME PORT SRS 13	35-2519850	30285J317	30285J309	30285J325			FCHOCX	12/25/2018	3.96000	2.71260
FT 5203 MUNICIPAL INC CLOSED-END PORT SRS 61	35-2519842	30285K322	30285K306	30285K314	30285K330	30285K348	FABKXL	1/25/2018	0.00010	0.00000
FT 5203 MUNICIPAL INC CLOSED-END PORT SRS 61	35-2519842	30285K322	30285K306	30285K314	30285K330	30285K348	FABKXL	1/25/2018	0.03980	0.00139
FT 5203 MUNICIPAL INC CLOSED-END PORT SRS 61	35-2519842	30285K322	30285K306	30285K314	30285K330	30285K348	FABKXL	2/25/2018	0.03960	0.00138
FT 5203 MUNICIPAL INC CLOSED-END PORT SRS 61	35-2519842	30285K322	30285K306	30285K314	30285K330	30285K348	FABKXL	2/25/2018	0.00030	0.00001
FT 5203 MUNICIPAL INC CLOSED-END PORT SRS 61	35-2519842	30285K322	30285K306	30285K314	30285K330	30285K348	FABKXL	3/25/2018	0.03960	0.00138
FT 5203 MUNICIPAL INC CLOSED-END PORT SRS 61	35-2519842	30285K322	30285K306	30285K314	30285K330	30285K348	FABKXL	4/25/2018	0.03770	0.00131
FT 5203 MUNICIPAL INC CLOSED-END PORT SRS 61	35-2519842	30285K322	30285K306	30285K314	30285K330	30285K348	FABKXL	5/25/2018	0.03770	0.00131
FT 5203 MUNICIPAL INC CLOSED-END PORT SRS 61	35-2519842	30285K322	30285K306	30285K314	30285K330	30285K348	FABKXL	6/25/2018	0.03770	0.00131
FT 5203 MUNICIPAL INC CLOSED-END PORT SRS 61	35-2519842	30285K322	30285K306	30285K314	30285K330	30285K348	FABKXL	7/25/2018	0.03670	0.00128
FT 5203 MUNICIPAL INC CLOSED-END PORT SRS 61	35-2519842	30285K322	30285K306	30285K314	30285K330	30285K348	FABKXL	8/25/2018	0.03670	0.00128
FT 5203 MUNICIPAL INC CLOSED-END PORT SRS 61	35-2519842	30285K322	30285K306	30285K314	30285K330	30285K348	FABKXL	9/25/2018	0.03670	0.00128
FT 5203 MUNICIPAL INC CLOSED-END PORT SRS 61	35-2519842	30285K322	30285K306	30285K314	30285K330	30285K348	FABKXL	10/25/2018	0.03570	0.00124
FT 5203 MUNICIPAL INC CLOSED-END PORT SRS 61	35-2519842	30285K322	30285K306	30285K314	30285K330	30285K348	FABKXL	11/25/2018	0.03570	0.00124
FT 5203 MUNICIPAL INC CLOSED-END PORT SRS 61	35-2519842	30285K322	30285K306	30285K314	30285K330	30285K348	FABKXL	12/25/2018	0.00240	0.00008
FT 5203 MUNICIPAL INC CLOSED-END PORT SRS 61	35-2519842	30285K322	30285K306	30285K314	30285K330	30285K348	FABKXL	12/25/2018	0.03570	0.00124
FT5237 BALANCED INCOME PORTFOLIO SERIES 47	35-2519914	30285M344	30285M328	30285M302	30285M310	30285M336	FPKREX	1/25/2018	0.00300	0.00072
FT5237 BALANCED INCOME PORTFOLIO SERIES 47	35-2519914	30285M344	30285M328	30285M302	30285M310	30285M336	FPKREX	1/25/2018	0.04580	0.01099
FT5237 BALANCED INCOME PORTFOLIO SERIES 47	35-2519914	30285M344	30285M328	30285M302	30285M310	30285M336	FPKREX	2/25/2018	0.03970	0.00952
FT5237 BALANCED INCOME PORTFOLIO SERIES 47	35-2519914	30285M344	30285M328	30285M302	30285M310	30285M336	FPKREX	2/25/2018	0.00390	0.00094
FT5237 BALANCED INCOME PORTFOLIO SERIES 47	35-2519914	30285M344	30285M328	30285M302	30285M310	30285M336	FPKREX	3/25/2018	0.04220	0.01012
FT5237 BALANCED INCOME PORTFOLIO SERIES 47	35-2519914	30285M344	30285M328	30285M302	30285M310	30285M336	FPKREX	4/25/2018	0.04830	0.01159
FT5237 BALANCED INCOME PORTFOLIO SERIES 47	35-2519914	30285M344	30285M328	30285M302	30285M310	30285M336	FPKREX	5/25/2018	0.05930	0.01423
FT5237 BALANCED INCOME PORTFOLIO SERIES 47	35-2519914	30285M344	30285M328	30285M302	30285M310	30285M336	FPKREX	6/25/2018	0.04620	0.01108
FT5237 BALANCED INCOME PORTFOLIO SERIES 47	35-2519914	30285M344	30285M328	30285M302	30285M310	30285M336	FPKREX	7/25/2018	0.03560	0.00854
FT5237 BALANCED INCOME PORTFOLIO SERIES 47	35-2519914	30285M344	30285M328	30285M302	30285M310	30285M336	FPKREX	8/25/2018	0.04340	0.01041
FT5237 BALANCED INCOME PORTFOLIO SERIES 47	35-2519914	30285M344	30285M328	30285M302	30285M310	30285M336	FPKREX	9/25/2018	0.04030	0.00967
FT5237 BALANCED INCOME PORTFOLIO SERIES 47	35-2519914	30285M344	30285M328	30285M302	30285M310	30285M336	FPKREX	10/25/2018	0.03960	0.00950
FT5237 BALANCED INCOME PORTFOLIO SERIES 47	35-2519914	30285M344	30285M328	30285M302	30285M310	30285M336	FPKREX	11/25/2018	0.00550	0.00132
FT5237 BALANCED INCOME PORTFOLIO SERIES 47	35-2519914	30285M344	30285M328	30285M302	30285M310	30285M336	FPKREX	11/25/2018	0.04470	0.01072
FT5237 BALANCED INCOME PORTFOLIO SERIES 47	35-2519914	30285M344	30285M328	30285M302	30285M310	30285M336	FPKREX	12/25/2018	0.04080	0.00979
FT5246 CORE HOLDINGS GROWTH TRUST 2015 SPRING SERIES	35-2524931	30285R152	30285R160	30285R186	30285R194	30285R178	FNQPSX	6/25/2018	0.13030	0.00598
FT5246 CORE HOLDINGS GROWTH TRUST 2015 SPRING SERIES	35-2524931	30285R152	30285R160	30285R186	30285R194	30285R178	FNQPSX	12/25/2018	0.10880	0.00499
FT5294 CORPORATE HIGH INCOME PORTFOLIO SERIES 14	35-2524919	30285U528	30285U510	30285U502			FVHJPX	1/25/2018	4.36000	0.81227
FT5294 CORPORATE HIGH INCOME PORTFOLIO SERIES 14	35-2524919	30285U528	30285U510	30285U502			FVHJPX	2/25/2018	4.33000	0.80668
FT5294 CORPORATE HIGH INCOME PORTFOLIO SERIES 14	35-2524919	30285U528	30285U510	30285U502			FVHJPX	3/25/2018	4.34000	0.80854
FT5294 CORPORATE HIGH INCOME PORTFOLIO SERIES 14	35-2524919	30285U528	30285U510	30285U502			FVHJPX	4/25/2018	4.36000	0.81227
FT5294 CORPORATE HIGH INCOME PORTFOLIO SERIES 14	35-2524919	30285U528	30285U510	30285U502			FVHJPX	5/25/2018	4.38000	0.81599
FT5294 CORPORATE HIGH INCOME PORTFOLIO SERIES 14	35-2524919	30285U528	30285U510	30285U502			FVHJPX	6/25/2018	4.49000	0.83649
FT5294 CORPORATE HIGH INCOME PORTFOLIO SERIES 14	35-2524919	30285U528	30285U510	30285U502			FVHJPX	7/25/2018	4.37000	0.81413
FT5294 CORPORATE HIGH INCOME PORTFOLIO SERIES 14	35-2524919	30285U528	30285U510	30285U502			FVHJPX	8/25/2018	4.37000	0.81413
FT5294 CORPORATE HIGH INCOME PORTFOLIO SERIES 14	35-2524919	30285U528	30285U510	30285U502			FVHJPX	9/25/2018	4.37000	0.81413
FT5294 CORPORATE HIGH INCOME PORTFOLIO SERIES 14	35-2524919	30285U528	30285U510	30285U502			FVHJPX	10/25/2018	4.37000	0.81413
FT5294 CORPORATE HIGH INCOME PORTFOLIO SERIES 14	35-2524919	30285U528	30285U510	30285U502			FVHJPX	11/25/2018	4.39000	0.81786
FT5294 CORPORATE HIGH INCOME PORTFOLIO SERIES 14	35-2524919	30285U528	30285U510	30285U502			FVHJPX	12/25/2018	4.41000	0.82158
FT5319 EQUITY INCOME PORTFOLIO SERIES 46	35-2525001	30285V203	30285V187	30285V211	30285V195	30285V229	FWRZNX	1/25/2018	0.01620	0.00076
FT5319 EQUITY INCOME PORTFOLIO SERIES 46	35-2525001	30285V203	30285V187	30285V211	30285V195	30285V229	FWRZNX	2/25/2018	0.01220	0.00058
FT5319 EQUITY INCOME PORTFOLIO SERIES 46	35-2525001	30285V203	30285V187	30285V211	30285V195	30285V229	FWRZNX	3/25/2018	0.03840	0.00181
FT5319 EQUITY INCOME PORTFOLIO SERIES 46	35-2525001	30285V203	30285V187	30285V211	30285V195	30285V229	FWRZNX	4/25/2018	0.03610	0.00170
FT5319 EQUITY INCOME PORTFOLIO SERIES 46	35-2525001	30285V203	30285V187	30285V211	30285V195	30285V229	FWRZNX	5/25/2018	0.03920	0.00185
FT5319 EQUITY INCOME PORTFOLIO SERIES 46	35-2525001	30285V203	30285V187	30285V211	30285V195	30285V229	FWRZNX	6/25/2018	0.03560	0.00168
FT5319 EQUITY INCOME PORTFOLIO SERIES 46	35-2525001	30285V203	30285V187	30285V211	30285V195	30285V229	FWRZNX	7/25/2018	0.02550	0.00120
FT5319 EQUITY INCOME PORTFOLIO SERIES 46	35-2525001	30285V203	30285V187	30285V211	30285V195	30285V229	FWRZNX	8/25/2018	0.01960	0.00093
FT5319 EQUITY INCOME PORTFOLIO SERIES 46	35-2525001	30285V203	30285V187	30285V211	30285V195	30285V229	FWRZNX	9/25/2018	0.03820	0.00180
FT5319 EQUITY INCOME PORTFOLIO SERIES 46	35-2525001	30285V203	30285V187	30285V211	30285V195	30285V229	FWRZNX	10/25/2018	0.02330	0.00110
FT5319 EQUITY INCOME PORTFOLIO SERIES 46	35-2525001	30285V203	30285V187	30285V211	30285V195	30285V229	FWRZNX	11/25/2018	0.01700	0.00080
FT5319 EQUITY INCOME PORTFOLIO SERIES 46	35-2525001	30285V203	30285V187	30285V211	30285V195	30285V229	FWRZNX	12/25/2018	0.03730	0.00176
FT5381 BALANCED INCOME PORTFOLIO SERIES 48	35-2527618	30286C303	30286C311	30286C337	30286C329	30286C345	FDLIEX	1/25/2018	0.00080	0.00017
FT5381 BALANCED INCOME PORTFOLIO SERIES 48	35-2527618	30286C303	30286C311	30286C337	30286C329	30286C345	FDLIEX	1/25/2018	0.04430	0.00918
FT5381 BALANCED INCOME PORTFOLIO SERIES 48	35-2527618	30286C303	30286C311	30286C337	30286C329	30286C345	FDLIEX	2/25/2018	0.00370	0.00078

Issuer's Name	EIN	CUSIP 1	CUSIP 2	CUSIP 3	CUSIP 4	CUSIP 5	Ticker Symbol	Date of Corporate Action	Distribution Per Unit	Per Unit Reduction of Taxpayer's Basis
FT5821 BALANCED INCOME PORTFOLIO SERIES 51	35-2546668	30288A362	30288A370	30288A388	30288A396	30288A354	FNXPX	12/25/2018	0.17370	0.0021
FT5821 BALANCED INCOME PORTFOLIO SERIES 51	35-2546668	30288A362	30288A370	30288A388	30288A396	30288A354	FNXPX	12/25/2018	0.05560	0.0064
FT5844 STRATEGIC OPPORTUNITY PORTFOLIO JANUARY 2016 SERIES	35-2546684	30288E117	30288E141	30288E133	30288E109	30288E125	FMYLOX	4/25/2018	0.03860	0.00119
FT5844 STRATEGIC OPPORTUNITY PORTFOLIO JANUARY 2016 SERIES	35-2546684	30288E117	30288E141	30288E133	30288E109	30288E125	FMYLOX	6/25/2018	0.08400	0.00258
FT5844 STRATEGIC OPPORTUNITY PORTFOLIO JANUARY 2016 SERIES	35-2546684	30288E117	30288E141	30288E133	30288E109	30288E125	FMYLOX	12/25/2018	0.09000	0.00276
FT5844 STRATEGIC OPPORTUNITY PORTFOLIO JANUARY 2016 SERIES	35-2546684	30288E117	30288E141	30288E133	30288E109	30288E125	FMYLOX	12/25/2018	1.43170	0.04395
FT5978 STONEBRIDGE PREFERRED INCOME PORTFOLIO SERIES	35-2551145	30288F759	30288F783	30288F742	30288F767	30288F775	FBKCOX	1/25/2018	0.04450	0.00023
FT5978 STONEBRIDGE PREFERRED INCOME PORTFOLIO SERIES	35-2551145	30288F759	30288F783	30288F742	30288F767	30288F775	FBKCOX	2/25/2018	0.04450	0.00023
FT5961 INVESTMENT GRADE SELECT CLOSED END PORTFOLIO SER 57	35-2554342	30288F809	30288F833	30288F825	30288F817	30288F791	FHSKAX	1/25/2018	0.04010	0.00635
FT5961 INVESTMENT GRADE SELECT CLOSED END PORTFOLIO SER 57	35-2554342	30288F809	30288F833	30288F825	30288F817	30288F791	FHSKAX	1/25/2018	0.00830	0.00131
FT5961 INVESTMENT GRADE SELECT CLOSED END PORTFOLIO SER 57	35-2554342	30288F809	30288F833	30288F825	30288F817	30288F791	FHSKAX	2/25/2018	0.00860	0.00136
FT5961 INVESTMENT GRADE SELECT CLOSED END PORTFOLIO SER 57	35-2554342	30288F809	30288F833	30288F825	30288F817	30288F791	FHSKAX	2/25/2018	0.03980	0.00630
FT5985 BALANCED INCOME PORTFOLIO SERIES 52	35-2554391	30288G526	30288G534	30288G518	30288G542	30288G500	FPLGKX	1/25/2018	0.05070	0.00280
FT5985 BALANCED INCOME PORTFOLIO SERIES 52	35-2554391	30288G526	30288G534	30288G518	30288G542	30288G500	FPLGKX	1/25/2018	0.00300	0.00017
FT5985 BALANCED INCOME PORTFOLIO SERIES 52	35-2554391	30288G526	30288G534	30288G518	30288G542	30288G500	FPLGKX	2/25/2018	0.03260	0.00180
FT5985 BALANCED INCOME PORTFOLIO SERIES 52	35-2554391	30288G526	30288G534	30288G518	30288G542	30288G500	FPLGKX	2/25/2018	0.00390	0.00022
FT5985 BALANCED INCOME PORTFOLIO SERIES 52	35-2554391	30288G526	30288G534	30288G518	30288G542	30288G500	FPLGKX	3/25/2018	0.04310	0.00238
FT5985 BALANCED INCOME PORTFOLIO SERIES 52	35-2554391	30288G526	30288G534	30288G518	30288G542	30288G500	FPLGKX	4/25/2018	0.04060	0.00224
FT5985 BALANCED INCOME PORTFOLIO SERIES 52	35-2554391	30288G526	30288G534	30288G518	30288G542	30288G500	FPLGKX	5/25/2018	0.04040	0.00223
FT5985 BALANCED INCOME PORTFOLIO SERIES 52	35-2554391	30288G526	30288G534	30288G518	30288G542	30288G500	FPLGKX	6/25/2018	0.04320	0.00238
FT5985 BALANCED INCOME PORTFOLIO SERIES 52	35-2554391	30288G526	30288G534	30288G518	30288G542	30288G500	FPLGKX	7/25/2018	0.04410	0.00243
FT5985 BALANCED INCOME PORTFOLIO SERIES 52	35-2554391	30288G526	30288G534	30288G518	30288G542	30288G500	FPLGKX	8/25/2018	0.03890	0.00215
FT5985 BALANCED INCOME PORTFOLIO SERIES 52	35-2554391	30288G526	30288G534	30288G518	30288G542	30288G500	FPLGKX	9/25/2018	0.04690	0.00259
FT5985 BALANCED INCOME PORTFOLIO SERIES 52	35-2554391	30288G526	30288G534	30288G518	30288G542	30288G500	FPLGKX	10/25/2018	0.04110	0.00227
FT5985 BALANCED INCOME PORTFOLIO SERIES 52	35-2554391	30288G526	30288G534	30288G518	30288G542	30288G500	FPLGKX	11/25/2018	0.04090	0.00226
FT5985 BALANCED INCOME PORTFOLIO SERIES 52	35-2554391	30288G526	30288G534	30288G518	30288G542	30288G500	FPLGKX	12/25/2018	0.04810	0.00266
FT5985 BALANCED INCOME PORTFOLIO SERIES 52	35-2554391	30288G526	30288G534	30288G518	30288G542	30288G500	FPLGKX	12/25/2018	0.14710	0.00812
FT5986 CORPORATE HIGH INCOME PORTFOLIO SERIES 19	35-2554350	30288H300	30288H326	30288H318			FYOIMX	1/25/2018	3.82000	2.16900
FT5986 CORPORATE HIGH INCOME PORTFOLIO SERIES 19	35-2554350	30288H300	30288H326	30288H318			FYOIMX	2/25/2018	3.82000	2.16900
FT5986 CORPORATE HIGH INCOME PORTFOLIO SERIES 19	35-2554350	30288H300	30288H326	30288H318			FYOIMX	3/25/2018	3.82000	2.16900
FT5986 CORPORATE HIGH INCOME PORTFOLIO SERIES 19	35-2554350	30288H300	30288H326	30288H318			FYOIMX	4/25/2018	3.77000	2.14061
FT5986 CORPORATE HIGH INCOME PORTFOLIO SERIES 19	35-2554350	30288H300	30288H326	30288H318			FYOIMX	4/25/2018	49.21000	27.94144
FT5986 CORPORATE HIGH INCOME PORTFOLIO SERIES 19	35-2554350	30288H300	30288H326	30288H318			FYOIMX	5/25/2018	3.68000	2.08950
FT5986 CORPORATE HIGH INCOME PORTFOLIO SERIES 19	35-2554350	30288H300	30288H326	30288H318			FYOIMX	6/25/2018	3.79000	2.15196
FT5986 CORPORATE HIGH INCOME PORTFOLIO SERIES 19	35-2554350	30288H300	30288H326	30288H318			FYOIMX	7/25/2018	3.69000	2.09518
FT5986 CORPORATE HIGH INCOME PORTFOLIO SERIES 19	35-2554350	30288H300	30288H326	30288H318			FYOIMX	8/25/2018	35.98000	20.42944
FT5986 CORPORATE HIGH INCOME PORTFOLIO SERIES 19	35-2554350	30288H300	30288H326	30288H318			FYOIMX	8/25/2018	3.57000	2.02705
FT5986 CORPORATE HIGH INCOME PORTFOLIO SERIES 19	35-2554350	30288H300	30288H326	30288H318			FYOIMX	9/25/2018	3.56000	2.02137
FT5986 CORPORATE HIGH INCOME PORTFOLIO SERIES 19	35-2554350	30288H300	30288H326	30288H318			FYOIMX	10/25/2018	3.57000	2.02705
FT5986 CORPORATE HIGH INCOME PORTFOLIO SERIES 19	35-2554350	30288H300	30288H326	30288H318			FYOIMX	11/25/2018	3.56000	2.02137
FT5986 CORPORATE HIGH INCOME PORTFOLIO SERIES 19	35-2554350	30288H300	30288H326	30288H318			FYOIMX	12/25/2018	3.58000	2.03272
FT6013 REIT GROWTH & INCOME SELECT PORTFOLIO SERIES 37	35-2558617	30288Q227	30288Q243	30288Q219	30288Q235	30288Q201	FNDUCX	1/25/2018	0.04660	0.01067
FT6013 REIT GROWTH & INCOME SELECT PORTFOLIO SERIES 37	35-2558617	30288Q227	30288Q243	30288Q219	30288Q235	30288Q201	FNDUCX	2/25/2018	0.03260	0.00746
FT6013 REIT GROWTH & INCOME SELECT PORTFOLIO SERIES 37	35-2558617	30288Q227	30288Q243	30288Q219	30288Q235	30288Q201	FNDUCX	3/25/2018	0.03260	0.00746
FT6013 REIT GROWTH & INCOME SELECT PORTFOLIO SERIES 37	35-2558617	30288Q227	30288Q243	30288Q219	30288Q235	30288Q201	FNDUCX	4/25/2018	0.03340	0.00765
FT6035 DIVIDEND INCOME TRUST SERIES 14	35-2558657	30288Q300	30288Q334	30288Q326	30288Q318		FAMOCX	1/25/2018	0.00870	0.00342
FT6035 DIVIDEND INCOME TRUST SERIES 14	35-2558657	30288Q300	30288Q334	30288Q326	30288Q318		FAMOCX	1/25/2018	0.02500	0.00982
FT6035 DIVIDEND INCOME TRUST SERIES 14	35-2558657	30288Q300	30288Q334	30288Q326	30288Q318		FAMOCX	2/25/2018	0.02520	0.00990
FT6035 DIVIDEND INCOME TRUST SERIES 14	35-2558657	30288Q300	30288Q334	30288Q326	30288Q318		FAMOCX	3/25/2018	0.05380	0.02113
FT6035 DIVIDEND INCOME TRUST SERIES 14	35-2558657	30288Q300	30288Q334	30288Q326	30288Q318		FAMOCX	3/25/2018	0.26770	0.10513
FT6035 DIVIDEND INCOME TRUST SERIES 14	35-2558657	30288Q300	30288Q334	30288Q326	30288Q318		FAMOCX	4/25/2018	0.02110	0.00829
FT6035 DIVIDEND INCOME TRUST SERIES 14	35-2558657	30288Q300	30288Q334	30288Q326	30288Q318		FAMOCX	5/25/2018	0.03040	0.01194
FT6035 DIVIDEND INCOME TRUST SERIES 14	35-2558657	30288Q300	30288Q334	30288Q326	30288Q318		FAMOCX	6/25/2018	0.04890	0.01920
FT6035 DIVIDEND INCOME TRUST SERIES 14	35-2558657	30288Q300	30288Q334	30288Q326	30288Q318		FAMOCX	7/25/2018	0.02100	0.00825
FT6035 DIVIDEND INCOME TRUST SERIES 14	35-2558657	30288Q300	30288Q334	30288Q326	30288Q318		FAMOCX	8/25/2018	0.02950	0.01158
FT6035 DIVIDEND INCOME TRUST SERIES 14	35-2558657	30288Q300	30288Q334	30288Q326	30288Q318		FAMOCX	8/25/2018	0.03100	0.01217
FT6035 DIVIDEND INCOME TRUST SERIES 14	35-2558657	30288Q300	30288Q334	30288Q326	30288Q318		FAMOCX	9/25/2018	0.04630	0.01818
FT6035 DIVIDEND INCOME TRUST SERIES 14	35-2558657	30288Q300	30288Q334	30288Q326	30288Q318		FAMOCX	10/25/2018	0.02400	0.00942
FT6035 DIVIDEND INCOME TRUST SERIES 14	35-2558657	30288Q300	30288Q334	30288Q326	30288Q318		FAMOCX	11/25/2018	0.03070	0.01206
FT6035 DIVIDEND INCOME TRUST SERIES 14	35-2558657	30288Q300	30288Q334	30288Q326	30288Q318		FAMOCX	12/25/2018	0.05450	0.02140

Issuer's Name	EIN	CUSIP 1	CUSIP 2	CUSIP 3	CUSIP 4	CUSIP 5	Ticker Symbol	Date of Corporate Action	Distribution Per Unit	Per Unit Reduction of Taxpayer's Basis
FT6040 CORPORATE HIGH INCOME PORTFOLIO SERIES 20	35-2554443	30288Q359	30288Q342	30288Q367			FTJYLX	1/25/2018	3.76000	1.85368
FT6040 CORPORATE HIGH INCOME PORTFOLIO SERIES 20	35-2554443	30288Q359	30288Q342	30288Q367			FTJYLX	2/25/2018	3.77000	1.85861
FT6040 CORPORATE HIGH INCOME PORTFOLIO SERIES 20	35-2554443	30288Q359	30288Q342	30288Q367			FTJYLX	3/25/2018	3.76000	1.85368
FT6040 CORPORATE HIGH INCOME PORTFOLIO SERIES 20	35-2554443	30288Q359	30288Q342	30288Q367			FTJYLX	4/25/2018	3.77000	1.85861
FT6040 CORPORATE HIGH INCOME PORTFOLIO SERIES 20	35-2554443	30288Q359	30288Q342	30288Q367			FTJYLX	5/25/2018	3.76000	1.85368
FT6040 CORPORATE HIGH INCOME PORTFOLIO SERIES 20	35-2554443	30288Q359	30288Q342	30288Q367			FTJYLX	6/25/2018	3.87000	1.90791
FT6040 CORPORATE HIGH INCOME PORTFOLIO SERIES 20	35-2554443	30288Q359	30288Q342	30288Q367			FTJYLX	7/25/2018	3.75000	1.84875
FT6040 CORPORATE HIGH INCOME PORTFOLIO SERIES 20	35-2554443	30288Q359	30288Q342	30288Q367			FTJYLX	8/25/2018	39.96000	19.70028
FT6040 CORPORATE HIGH INCOME PORTFOLIO SERIES 20	35-2554443	30288Q359	30288Q342	30288Q367			FTJYLX	8/25/2018	3.63000	1.78959
FT6040 CORPORATE HIGH INCOME PORTFOLIO SERIES 20	35-2554443	30288Q359	30288Q342	30288Q367			FTJYLX	9/25/2018	3.61000	1.77973
FT6040 CORPORATE HIGH INCOME PORTFOLIO SERIES 20	35-2554443	30288Q359	30288Q342	30288Q367			FTJYLX	10/25/2018	3.62000	1.78466
FT6040 CORPORATE HIGH INCOME PORTFOLIO SERIES 20	35-2554443	30288Q359	30288Q342	30288Q367			FTJYLX	11/25/2018	3.64000	1.79452
FT6040 CORPORATE HIGH INCOME PORTFOLIO SERIES 20	35-2554443	30288Q359	30288Q342	30288Q367			FTJYLX	12/25/2018	3.63000	1.78959
FT6009 LIMITED DURATION FIXED INCOME ETF PORTFOLIO SERIES 15	35-2558569	30288Q706	30288Q714	30288Q698	30288Q680	30288Q672	FNGMCX	1/25/2018	0.03190	0.00477
FT6009 LIMITED DURATION FIXED INCOME ETF PORTFOLIO SERIES 15	35-2558569	30288Q706	30288Q714	30288Q698	30288Q680	30288Q672	FNGMCX	2/25/2018	0.03190	0.00477
FT6009 LIMITED DURATION FIXED INCOME ETF PORTFOLIO SERIES 15	35-2558569	30288Q706	30288Q714	30288Q698	30288Q680	30288Q672	FNGMCX	3/25/2018	0.03190	0.00477
FT6009 LIMITED DURATION FIXED INCOME ETF PORTFOLIO SERIES 15	35-2558569	30288Q706	30288Q714	30288Q698	30288Q680	30288Q672	FNGMCX	4/25/2018	0.02990	0.00447
FT6044 MUNICIPAL INCOME CLOSED-END PORTFOLIO SERIES 65	35-2558565	30288Q854	30288Q847	30288Q862	30288Q821	30288Q839	FWZJOX	1/25/2018	0.03760	0.00138
FT6044 MUNICIPAL INCOME CLOSED-END PORTFOLIO SERIES 65	35-2558565	30288Q854	30288Q847	30288Q862	30288Q821	30288Q839	FWZJOX	2/25/2018	0.03690	0.00135
FT6044 MUNICIPAL INCOME CLOSED-END PORTFOLIO SERIES 65	35-2558565	30288Q854	30288Q847	30288Q862	30288Q821	30288Q839	FWZJOX	3/25/2018	0.03690	0.00135
FT6044 MUNICIPAL INCOME CLOSED-END PORTFOLIO SERIES 65	35-2558565	30288Q854	30288Q847	30288Q862	30288Q821	30288Q839	FWZJOX	4/25/2018	0.03580	0.00131
FT6044 MUNICIPAL INCOME CLOSED-END PORTFOLIO SERIES 65	35-2558565	30288Q854	30288Q847	30288Q862	30288Q821	30288Q839	FWZJOX	5/25/2018	0.03580	0.00131
FT6044 MUNICIPAL INCOME CLOSED-END PORTFOLIO SERIES 65	35-2558565	30288Q854	30288Q847	30288Q862	30288Q821	30288Q839	FWZJOX	6/25/2018	0.03580	0.00131
FT6044 MUNICIPAL INCOME CLOSED-END PORTFOLIO SERIES 65	35-2558565	30288Q854	30288Q847	30288Q862	30288Q821	30288Q839	FWZJOX	7/25/2018	0.03450	0.00126
FT6044 MUNICIPAL INCOME CLOSED-END PORTFOLIO SERIES 65	35-2558565	30288Q854	30288Q847	30288Q862	30288Q821	30288Q839	FWZJOX	8/25/2018	0.03450	0.00126
FT6044 MUNICIPAL INCOME CLOSED-END PORTFOLIO SERIES 65	35-2558565	30288Q854	30288Q847	30288Q862	30288Q821	30288Q839	FWZJOX	9/25/2018	0.03450	0.00126
FT6044 MUNICIPAL INCOME CLOSED-END PORTFOLIO SERIES 65	35-2558565	30288Q854	30288Q847	30288Q862	30288Q821	30288Q839	FWZJOX	10/25/2018	0.03360	0.00123
FT6044 MUNICIPAL INCOME CLOSED-END PORTFOLIO SERIES 65	35-2558565	30288Q854	30288Q847	30288Q862	30288Q821	30288Q839	FWZJOX	11/25/2018	0.03360	0.00123
FT6044 MUNICIPAL INCOME CLOSED-END PORTFOLIO SERIES 65	35-2558565	30288Q854	30288Q847	30288Q862	30288Q821	30288Q839	FWZJOX	12/25/2018	0.03360	0.00123
FT6044 MUNICIPAL INCOME CLOSED-END PORTFOLIO SERIES 65	35-2558565	30288Q854	30288Q847	30288Q862	30288Q821	30288Q839	FWZJOX	12/25/2018	0.00190	0.00007
FT6046 MUNICIPAL ADVANTAGE CLOSED END AND ETF PORT SERIES 34	35-2558614	30288T510	30288T536	30288T494	30288T528	30288T502	FQHVXL	1/25/2018	0.02200	0.00369
FT6046 MUNICIPAL ADVANTAGE CLOSED END AND ETF PORT SERIES 34	35-2558614	30288T510	30288T536	30288T494	30288T528	30288T502	FQHVXL	1/25/2018	0.00110	0.00018
FT6046 MUNICIPAL ADVANTAGE CLOSED END AND ETF PORT SERIES 34	35-2558614	30288T510	30288T536	30288T494	30288T528	30288T502	FQHVXL	2/25/2018	0.02070	0.00347
FT6046 MUNICIPAL ADVANTAGE CLOSED END AND ETF PORT SERIES 34	35-2558614	30288T510	30288T536	30288T494	30288T528	30288T502	FQHVXL	3/25/2018	0.02070	0.00347
FT6046 MUNICIPAL ADVANTAGE CLOSED END AND ETF PORT SERIES 34	35-2558614	30288T510	30288T536	30288T494	30288T528	30288T502	FQHVXL	4/25/2018	0.02090	0.00351
FT6053 TAX ADVANTAGED MUNICIPAL CLOSED END PORTFOLIO SERIES 47	35-2560643	30288U632	30288U608	30288U616	30288U624	30288U590	FOECMX	1/25/2018	0.03540	0.00105
FT6053 TAX ADVANTAGED MUNICIPAL CLOSED END PORTFOLIO SERIES 47	35-2560643	30288U632	30288U608	30288U616	30288U624	30288U590	FOECMX	1/25/2018	0.00810	0.00024
FT6053 TAX ADVANTAGED MUNICIPAL CLOSED END PORTFOLIO SERIES 47	35-2560643	30288U632	30288U608	30288U616	30288U624	30288U590	FOECMX	2/25/2018	0.03460	0.00103
FT6053 TAX ADVANTAGED MUNICIPAL CLOSED END PORTFOLIO SERIES 47	35-2560643	30288U632	30288U608	30288U616	30288U624	30288U590	FOECMX	3/25/2018	0.03460	0.00103
FT6053 TAX ADVANTAGED MUNICIPAL CLOSED END PORTFOLIO SERIES 47	35-2560643	30288U632	30288U608	30288U616	30288U624	30288U590	FOECMX	4/25/2018	0.03290	0.00098
FT6100 CORPORATE HIGH INCOME PORTFOLIO SERIES 21	35-2560677	30288Y295	30288Y303	30288Y311			FYNERX	1/25/2018	3.55000	0.24495
FT6100 CORPORATE HIGH INCOME PORTFOLIO SERIES 21	35-2560677	30288Y295	30288Y303	30288Y311			FYNERX	2/25/2018	3.55000	0.24495
FT6100 CORPORATE HIGH INCOME PORTFOLIO SERIES 21	35-2560677	30288Y295	30288Y303	30288Y311			FYNERX	3/25/2018	3.56000	0.24564
FT6100 CORPORATE HIGH INCOME PORTFOLIO SERIES 21	35-2560677	30288Y295	30288Y303	30288Y311			FYNERX	4/25/2018	3.55000	0.24495
FT6100 CORPORATE HIGH INCOME PORTFOLIO SERIES 21	35-2560677	30288Y295	30288Y303	30288Y311			FYNERX	5/25/2018	3.54000	0.24426
FT6100 CORPORATE HIGH INCOME PORTFOLIO SERIES 21	35-2560677	30288Y295	30288Y303	30288Y311			FYNERX	6/25/2018	3.66000	0.25254
FT6100 CORPORATE HIGH INCOME PORTFOLIO SERIES 21	35-2560677	30288Y295	30288Y303	30288Y311			FYNERX	7/25/2018	3.54000	0.24426
FT6100 CORPORATE HIGH INCOME PORTFOLIO SERIES 21	35-2560677	30288Y295	30288Y303	30288Y311			FYNERX	8/25/2018	3.54000	0.24426
FT6100 CORPORATE HIGH INCOME PORTFOLIO SERIES 21	35-2560677	30288Y295	30288Y303	30288Y311			FYNERX	9/25/2018	3.54000	0.24426
FT6100 CORPORATE HIGH INCOME PORTFOLIO SERIES 21	35-2560677	30288Y295	30288Y303	30288Y311			FYNERX	10/25/2018	3.55000	0.24495
FT6100 CORPORATE HIGH INCOME PORTFOLIO SERIES 21	35-2560677	30288Y295	30288Y303	30288Y311			FYNERX	11/25/2018	3.53000	0.24357
FT6100 CORPORATE HIGH INCOME PORTFOLIO SERIES 21	35-2560677	30288Y295	30288Y303	30288Y311			FYNERX	12/25/2018	3.56000	0.24564
FT6093 CORPORATE INVESTMENT GRADE LADDERED PORTFOLIO SERIES	35-2560675	30289A270	30289A262	30289A254			FAIDLX	1/25/2018	3.78000	1.47647
FT6093 CORPORATE INVESTMENT GRADE LADDERED PORTFOLIO SERIES	35-2560675	30289A270	30289A262	30289A254			FAIDLX	2/25/2018	3.76000	1.46866
FT6093 CORPORATE INVESTMENT GRADE LADDERED PORTFOLIO SERIES	35-2560675	30289A270	30289A262	30289A254			FAIDLX	3/25/2018	3.77000	1.47256
FT6093 CORPORATE INVESTMENT GRADE LADDERED PORTFOLIO SERIES	35-2560675	30289A270	30289A262	30289A254			FAIDLX	4/25/2018	3.74000	1.46084
FT6093 CORPORATE INVESTMENT GRADE LADDERED PORTFOLIO SERIES	35-2560675	30289A270	30289A262	30289A254			FAIDLX	5/25/2018	3.75000	1.46475
FT6093 CORPORATE INVESTMENT GRADE LADDERED PORTFOLIO SERIES	35-2560675	30289A270	30289A262	30289A254			FAIDLX	6/25/2018	3.88000	1.51553
FT6093 CORPORATE INVESTMENT GRADE LADDERED PORTFOLIO SERIES	35-2560675	30289A270	30289A262	30289A254			FAIDLX	7/25/2018	3.76000	1.46866
FT6093 CORPORATE INVESTMENT GRADE LADDERED PORTFOLIO SERIES	35-2560675	30289A270	30289A262	30289A254			FAIDLX	8/25/2018	3.76000	1.46866

Issuer's Name	EIN	CUSIP 1	CUSIP 2	CUSIP 3	CUSIP 4	CUSIP 5	Ticker Symbol	Date of Corporate Action	Distribution Per Unit	Per Unit Reduction of Taxpayer's Basis
FT6093 CORPORATE INVESTMENT GRADE LADDERED PORTFOLIO SERIES	35-2560675	30289A270	30289A262	30289A254			FAIDLX	9/25/2018	3.76000	1.46866
FT6093 CORPORATE INVESTMENT GRADE LADDERED PORTFOLIO SERIES	35-2560675	30289A270	30289A262	30289A254			FAIDLX	10/25/2018	3.76000	1.46866
FT6093 CORPORATE INVESTMENT GRADE LADDERED PORTFOLIO SERIES	35-2560675	30289A270	30289A262	30289A254			FAIDLX	11/25/2018	3.76000	1.46866
FT6093 CORPORATE INVESTMENT GRADE LADDERED PORTFOLIO SERIES	35-2560675	30289A270	30289A262	30289A254			FAIDLX	12/25/2018	3.78000	1.47647
FT6094 NJ MUNICIPAL INCOME SELECT CLOSED END PORT SER 48	35-2558668	30289A296	30289A320	30289A288	30289A304	30289A312	FPLBAX	1/25/2018	0.03240	0.00315
FT6094 NJ MUNICIPAL INCOME SELECT CLOSED END PORT SER 48	35-2558668	30289A296	30289A320	30289A288	30289A304	30289A312	FPLBAX	2/25/2018	0.03230	0.00314
FT6094 NJ MUNICIPAL INCOME SELECT CLOSED END PORT SER 48	35-2558668	30289A296	30289A320	30289A288	30289A304	30289A312	FPLBAX	3/25/2018	0.03230	0.00314
FT6094 NJ MUNICIPAL INCOME SELECT CLOSED END PORT SER 48	35-2558668	30289A296	30289A320	30289A288	30289A304	30289A312	FPLBAX	4/25/2018	0.03060	0.00297
FT6098 MUNICIPAL ADVANTAGE CLOSED END AND ETF PORT SER 35	35-2560676	30289E173	30289E165	30289E181	30289E157	30289E199	FTUCBX	1/25/2018	0.00080	0.00007
FT6098 MUNICIPAL ADVANTAGE CLOSED END AND ETF PORT SER 35	35-2560676	30289E173	30289E165	30289E181	30289E157	30289E199	FTUCBX	1/25/2018	0.02420	0.00204
FT6098 MUNICIPAL ADVANTAGE CLOSED END AND ETF PORT SER 35	35-2560676	30289E173	30289E165	30289E181	30289E157	30289E199	FTUCBX	2/25/2018	0.02230	0.00188
FT6098 MUNICIPAL ADVANTAGE CLOSED END AND ETF PORT SER 35	35-2560676	30289E173	30289E165	30289E181	30289E157	30289E199	FTUCBX	3/25/2018	0.02230	0.00188
FT6098 MUNICIPAL ADVANTAGE CLOSED END AND ETF PORT SER 35	35-2560676	30289E173	30289E165	30289E181	30289E157	30289E199	FTUCBX	4/25/2018	0.02240	0.00189
FT6098 MUNICIPAL ADVANTAGE CLOSED END AND ETF PORT SER 35	35-2560676	30289E173	30289E165	30289E181	30289E157	30289E199	FTUCBX	5/25/2018	0.02240	0.00189
FT6102 INVESTMENT GRADE SELECT CLOSED END PORTFOLIO SER 58	35-2560686	30289E686	30289E678	30289E694	30289E652	30289E660	FCHARX	1/25/2018	0.03800	0.00579
FT6102 INVESTMENT GRADE SELECT CLOSED END PORTFOLIO SER 58	35-2560686	30289E686	30289E678	30289E694	30289E652	30289E660	FCHARX	1/25/2018	0.00870	0.00133
FT6102 INVESTMENT GRADE SELECT CLOSED END PORTFOLIO SER 58	35-2560686	30289E686	30289E678	30289E694	30289E652	30289E660	FCHARX	2/25/2018	0.01080	0.00164
FT6102 INVESTMENT GRADE SELECT CLOSED END PORTFOLIO SER 58	35-2560686	30289E686	30289E678	30289E694	30289E652	30289E660	FCHARX	2/25/2018	0.03800	0.00579
FT6102 INVESTMENT GRADE SELECT CLOSED END PORTFOLIO SER 58	35-2560686	30289E686	30289E678	30289E694	30289E652	30289E660	FCHARX	3/25/2018	0.03800	0.00579
FT6102 INVESTMENT GRADE SELECT CLOSED END PORTFOLIO SER 58	35-2560686	30289E686	30289E678	30289E694	30289E652	30289E660	FCHARX	4/25/2018	0.03750	0.00571
FT5890 CORPORATE HIGH INCOME PORTFOLIO SERIES 18	35-2548762	30289K211	30289K229	30289K203			FGNHXB	1/25/2018	3.43000	0.94119
FT5890 CORPORATE HIGH INCOME PORTFOLIO SERIES 18	35-2548762	30289K211	30289K229	30289K203			FGNHXB	2/25/2018	3.44000	0.94394
FT5890 CORPORATE HIGH INCOME PORTFOLIO SERIES 18	35-2548762	30289K211	30289K229	30289K203			FGNHXB	3/25/2018	3.44000	0.94394
FT5890 CORPORATE HIGH INCOME PORTFOLIO SERIES 18	35-2548762	30289K211	30289K229	30289K203			FGNHXB	4/25/2018	3.41000	0.93570
FT5890 CORPORATE HIGH INCOME PORTFOLIO SERIES 18	35-2548762	30289K211	30289K229	30289K203			FGNHXB	5/25/2018	3.42000	0.93845
FT5890 CORPORATE HIGH INCOME PORTFOLIO SERIES 18	35-2548762	30289K211	30289K229	30289K203			FGNHXB	5/25/2018	25.92000	7.11245
FT5890 CORPORATE HIGH INCOME PORTFOLIO SERIES 18	35-2548762	30289K211	30289K229	30289K203			FGNHXB	6/25/2018	3.52000	0.96589
FT5890 CORPORATE HIGH INCOME PORTFOLIO SERIES 18	35-2548762	30289K211	30289K229	30289K203			FGNHXB	7/25/2018	3.38000	0.92747
FT5890 CORPORATE HIGH INCOME PORTFOLIO SERIES 18	35-2548762	30289K211	30289K229	30289K203			FGNHXB	8/25/2018	3.38000	0.92747
FT5890 CORPORATE HIGH INCOME PORTFOLIO SERIES 18	35-2548762	30289K211	30289K229	30289K203			FGNHXB	9/25/2018	3.39000	0.93022
FT5890 CORPORATE HIGH INCOME PORTFOLIO SERIES 18	35-2548762	30289K211	30289K229	30289K203			FGNHXB	10/25/2018	3.38000	0.92747
FT5890 CORPORATE HIGH INCOME PORTFOLIO SERIES 18	35-2548762	30289K211	30289K229	30289K203			FGNHXB	11/25/2018	3.38000	0.92747
FT5890 CORPORATE HIGH INCOME PORTFOLIO SERIES 18	35-2548762	30289K211	30289K229	30289K203			FGNHXB	12/25/2018	3.37000	0.92473
FT5874 MUNICIPAL INCOME PLUS CLOSED-END PORTFOLIO SERIES 52	35-2548828	30289L102	30289L136	30289L144	30289L128	30289L110	FMRTOX	1/25/2018	0.03540	0.00436
FT5900 MUNICIPAL INCOME CLOSED-END PORTFOLIO SERIES 64	35-2548831	30289L557	30289L565	30289L581	30289L573	30289L599	FHZPLX	1/25/2018	0.00370	0.00016
FT5900 MUNICIPAL INCOME CLOSED-END PORTFOLIO SERIES 64	35-2548831	30289L557	30289L565	30289L581	30289L573	30289L599	FHZPLX	1/25/2018	0.03520	0.00149
FT5900 MUNICIPAL INCOME CLOSED-END PORTFOLIO SERIES 64	35-2548831	30289L557	30289L565	30289L581	30289L573	30289L599	FHZPLX	2/25/2018	0.00070	0.00003
FT5900 MUNICIPAL INCOME CLOSED-END PORTFOLIO SERIES 64	35-2548831	30289L557	30289L565	30289L581	30289L573	30289L599	FHZPLX	2/25/2018	0.03470	0.00147
FT5900 MUNICIPAL INCOME CLOSED-END PORTFOLIO SERIES 64	35-2548831	30289L557	30289L565	30289L581	30289L573	30289L599	FHZPLX	3/25/2018	0.03470	0.00147
FT5900 MUNICIPAL INCOME CLOSED-END PORTFOLIO SERIES 64	35-2548831	30289L557	30289L565	30289L581	30289L573	30289L599	FHZPLX	4/25/2018	0.03380	0.00143
FT5900 MUNICIPAL INCOME CLOSED-END PORTFOLIO SERIES 64	35-2548831	30289L557	30289L565	30289L581	30289L573	30289L599	FHZPLX	5/25/2018	0.03380	0.00143
FT5900 MUNICIPAL INCOME CLOSED-END PORTFOLIO SERIES 64	35-2548831	30289L557	30289L565	30289L581	30289L573	30289L599	FHZPLX	6/25/2018	0.03380	0.00143
FT5900 MUNICIPAL INCOME CLOSED-END PORTFOLIO SERIES 64	35-2548831	30289L557	30289L565	30289L581	30289L573	30289L599	FHZPLX	7/25/2018	0.03270	0.00138
FT5900 MUNICIPAL INCOME CLOSED-END PORTFOLIO SERIES 64	35-2548831	30289L557	30289L565	30289L581	30289L573	30289L599	FHZPLX	8/25/2018	0.03270	0.00138
FT5900 MUNICIPAL INCOME CLOSED-END PORTFOLIO SERIES 64	35-2548831	30289L557	30289L565	30289L581	30289L573	30289L599	FHZPLX	9/25/2018	0.03270	0.00138
FT5900 MUNICIPAL INCOME CLOSED-END PORTFOLIO SERIES 64	35-2548831	30289L557	30289L565	30289L581	30289L573	30289L599	FHZPLX	10/25/2018	0.03210	0.00136
FT5900 MUNICIPAL INCOME CLOSED-END PORTFOLIO SERIES 64	35-2548831	30289L557	30289L565	30289L581	30289L573	30289L599	FHZPLX	11/25/2018	0.03210	0.00136
FT5900 MUNICIPAL INCOME CLOSED-END PORTFOLIO SERIES 64	35-2548831	30289L557	30289L565	30289L581	30289L573	30289L599	FHZPLX	12/25/2018	0.03210	0.00136
FT5900 MUNICIPAL INCOME CLOSED-END PORTFOLIO SERIES 64	35-2548831	30289L557	30289L565	30289L581	30289L573	30289L599	FHZPLX	12/25/2018	0.00210	0.00009
FT5951 MUNICIPAL ADVANTAGE CLOSED END AND ETF PORT SER 33	35-2551115	30289P723	30289P707	30289P731	30289P749	30289P715	FGRCJX	1/25/2018	0.00550	0.00100
FT5951 MUNICIPAL ADVANTAGE CLOSED END AND ETF PORT SER 33	35-2551115	30289P723	30289P707	30289P731	30289P749	30289P715	FGRCJX	1/25/2018	0.02550	0.00464
FT5951 MUNICIPAL ADVANTAGE CLOSED END AND ETF PORT SER 33	35-2551115	30289P723	30289P707	30289P731	30289P749	30289P715	FGRCJX	2/25/2018	0.02370	0.00431
FT6153 GLOBAL BOND INCOME CLOSED END PORTFOLIO SERIES 22	35-2566371	30294Y263	30294Y297	30294Y271	30294Y289		FROHGX	1/25/2018	0.05850	0.02407
FT6153 GLOBAL BOND INCOME CLOSED END PORTFOLIO SERIES 22	35-2566371	30294Y263	30294Y297	30294Y271	30294Y289		FROHGX	2/25/2018	0.05850	0.02407
FT6153 GLOBAL BOND INCOME CLOSED END PORTFOLIO SERIES 22	35-2566371	30294Y263	30294Y297	30294Y271	30294Y289		FROHGX	3/25/2018	0.05850	0.02407
FT6153 GLOBAL BOND INCOME CLOSED END PORTFOLIO SERIES 22	35-2566371	30294Y263	30294Y297	30294Y271	30294Y289		FROHGX	4/25/2018	0.05920	0.02435
FT6153 GLOBAL BOND INCOME CLOSED END PORTFOLIO SERIES 22	35-2566371	30294Y263	30294Y297	30294Y271	30294Y289		FROHGX	5/25/2018	0.05920	0.02435
FT6153 GLOBAL BOND INCOME CLOSED END PORTFOLIO SERIES 22	35-2566371	30294Y263	30294Y297	30294Y271	30294Y289		FROHGX	6/25/2018	0.05920	0.02435
FT6153 GLOBAL BOND INCOME CLOSED END PORTFOLIO SERIES 22	35-2566371	30294Y263	30294Y297	30294Y271	30294Y289		FROHGX	7/25/2018	0.05610	0.02308

Issuer's Name	EIN	CUSIP 1	CUSIP 2	CUSIP 3	CUSIP 4	CUSIP 5	Ticker Symbol	Date of Corporate Action	Distribution Per Unit	Per Unit Reduction of Taxpayer's Basis
FT6210 CORPORATE HIGH INCOME PORTFOLIO SERIES 22	35-2566381	30294Y305	30294Y313				FMAULX	1/25/2018	3.54000	0.50834
FT6210 CORPORATE HIGH INCOME PORTFOLIO SERIES 22	35-2566381	30294Y305	30294Y313				FMAULX	2/25/2018	3.56000	0.51122
FT6210 CORPORATE HIGH INCOME PORTFOLIO SERIES 22	35-2566381	30294Y305	30294Y313				FMAULX	3/25/2018	3.56000	0.51122
FT6210 CORPORATE HIGH INCOME PORTFOLIO SERIES 22	35-2566381	30294Y305	30294Y313				FMAULX	4/25/2018	3.56000	0.51122
FT6210 CORPORATE HIGH INCOME PORTFOLIO SERIES 22	35-2566381	30294Y305	30294Y313				FMAULX	5/25/2018	3.57000	0.51265
FT6210 CORPORATE HIGH INCOME PORTFOLIO SERIES 22	35-2566381	30294Y305	30294Y313				FMAULX	6/25/2018	3.68000	0.52845
FT6210 CORPORATE HIGH INCOME PORTFOLIO SERIES 22	35-2566381	30294Y305	30294Y313				FMAULX	7/25/2018	3.55000	0.50978
FT6210 CORPORATE HIGH INCOME PORTFOLIO SERIES 22	35-2566381	30294Y305	30294Y313				FMAULX	8/25/2018	3.55000	0.50978
FT6210 CORPORATE HIGH INCOME PORTFOLIO SERIES 22	35-2566381	30294Y305	30294Y313				FMAULX	9/25/2018	3.55000	0.50978
FT6210 CORPORATE HIGH INCOME PORTFOLIO SERIES 22	35-2566381	30294Y305	30294Y313				FMAULX	10/25/2018	3.53000	0.50691
FT6210 CORPORATE HIGH INCOME PORTFOLIO SERIES 22	35-2566381	30294Y305	30294Y313				FMAULX	11/25/2018	3.54000	0.50834
FT6210 CORPORATE HIGH INCOME PORTFOLIO SERIES 22	35-2566381	30294Y305	30294Y313				FMAULX	12/25/2018	3.56000	0.51122
FT6247 MUNICIPAL ADVANTAGE CLOSED END AND ETF PORT SER 37	35-2566395	30294Y842	30294Y875	30294Y867	30294Y859		FWCRNX	1/25/2018	0.00010	0.00000
FT6247 MUNICIPAL ADVANTAGE CLOSED END AND ETF PORT SER 37	35-2566395	30294Y842	30294Y875	30294Y867	30294Y859		FWCRNX	1/25/2018	0.02520	0.00099
FT6247 MUNICIPAL ADVANTAGE CLOSED END AND ETF PORT SER 37	35-2566395	30294Y842	30294Y875	30294Y867	30294Y859		FWCRNX	2/25/2018	0.02280	0.00089
FT6247 MUNICIPAL ADVANTAGE CLOSED END AND ETF PORT SER 37	35-2566395	30294Y842	30294Y875	30294Y867	30294Y859		FWCRNX	3/25/2018	0.02280	0.00089
FT6247 MUNICIPAL ADVANTAGE CLOSED END AND ETF PORT SER 37	35-2566395	30294Y842	30294Y875	30294Y867	30294Y859		FWCRNX	4/25/2018	0.02320	0.00091
FT6247 MUNICIPAL ADVANTAGE CLOSED END AND ETF PORT SER 37	35-2566395	30294Y842	30294Y875	30294Y867	30294Y859		FWCRNX	5/25/2018	0.02320	0.00091
FT6247 MUNICIPAL ADVANTAGE CLOSED END AND ETF PORT SER 37	35-2566395	30294Y842	30294Y875	30294Y867	30294Y859		FWCRNX	6/25/2018	0.02320	0.00091
FT6247 MUNICIPAL ADVANTAGE CLOSED END AND ETF PORT SER 37	35-2566395	30294Y842	30294Y875	30294Y867	30294Y859		FWCRNX	7/25/2018	0.02270	0.00089
FT6106 HIGH-YIELD INCOME CLOSED-END PORTFOLIO SERIES 73	35-2560715	30300A101	30300A143	30300A135	30300A119	30300A127	FGNTVX	1/25/2018	0.06020	0.00586
FT6106 HIGH-YIELD INCOME CLOSED-END PORTFOLIO SERIES 73	35-2560715	30300A101	30300A143	30300A135	30300A119	30300A127	FGNTVX	2/25/2018	0.05940	0.00578
FT6106 HIGH-YIELD INCOME CLOSED-END PORTFOLIO SERIES 73	35-2560715	30300A101	30300A143	30300A135	30300A119	30300A127	FGNTVX	3/25/2018	0.05940	0.00578
FT6106 HIGH-YIELD INCOME CLOSED-END PORTFOLIO SERIES 73	35-2560715	30300A101	30300A143	30300A135	30300A119	30300A127	FGNTVX	4/25/2018	0.05720	0.00557
FT6106 HIGH-YIELD INCOME CLOSED-END PORTFOLIO SERIES 73	35-2560715	30300A101	30300A143	30300A135	30300A119	30300A127	FGNTVX	5/25/2018	0.05720	0.00557
FT6110 CORE THREE CLOSED END ALLOCATION PORTFOLIO SERIES 24	35-2560706	30300A259	30300A267	30300A291	30300A283	30300A275	FUONTX	1/25/2018	0.02670	0.00010
FT6110 CORE THREE CLOSED END ALLOCATION PORTFOLIO SERIES 24	35-2560706	30300A259	30300A267	30300A291	30300A283	30300A275	FUONTX	1/25/2018	0.05470	0.00020
FT6110 CORE THREE CLOSED END ALLOCATION PORTFOLIO SERIES 24	35-2560706	30300A259	30300A267	30300A291	30300A283	30300A275	FUONTX	2/25/2018	0.00050	0.00000
FT6110 CORE THREE CLOSED END ALLOCATION PORTFOLIO SERIES 24	35-2560706	30300A259	30300A267	30300A291	30300A283	30300A275	FUONTX	2/25/2018	0.05390	0.00020
FT6110 CORE THREE CLOSED END ALLOCATION PORTFOLIO SERIES 24	35-2560706	30300A259	30300A267	30300A291	30300A283	30300A275	FUONTX	3/25/2018	0.05390	0.00020
FT6110 CORE THREE CLOSED END ALLOCATION PORTFOLIO SERIES 24	35-2560706	30300A259	30300A267	30300A291	30300A283	30300A275	FUONTX	4/25/2018	0.05260	0.00019
FT6110 CORE THREE CLOSED END ALLOCATION PORTFOLIO SERIES 24	35-2560706	30300A259	30300A267	30300A291	30300A283	30300A275	FUONTX	5/25/2018	0.05260	0.00019
FT6113 STRATEGIC INCOME CLOSED END PORTFOLIO SERIES 59	35-2560703	30300A507	30300A549	30300A523	30300A531	30300A515	FUAOLX	1/25/2018	0.06010	0.01885
FT6113 STRATEGIC INCOME CLOSED END PORTFOLIO SERIES 59	35-2560703	30300A507	30300A549	30300A523	30300A531	30300A515	FUAOLX	2/25/2018	0.00380	0.00119
FT6113 STRATEGIC INCOME CLOSED END PORTFOLIO SERIES 59	35-2560703	30300A507	30300A549	30300A523	30300A531	30300A515	FUAOLX	2/25/2018	0.05930	0.01860
FT6113 STRATEGIC INCOME CLOSED END PORTFOLIO SERIES 59	35-2560703	30300A507	30300A549	30300A523	30300A531	30300A515	FUAOLX	3/25/2018	0.05930	0.01860
FT6113 STRATEGIC INCOME CLOSED END PORTFOLIO SERIES 59	35-2560703	30300A507	30300A549	30300A523	30300A531	30300A515	FUAOLX	4/25/2018	0.05810	0.01822
FT6113 STRATEGIC INCOME CLOSED END PORTFOLIO SERIES 59	35-2560703	30300A507	30300A549	30300A523	30300A531	30300A515	FUAOLX	5/25/2018	0.05810	0.01822
FT6117 CORPORATE INVESTMENT GRADE PORTFOLIO 3 7 YEAR SERIES	35-2560724	30300A853	30300A861	30300A879			FHMZAX	1/25/2018	3.07000	1.91660
FT6117 CORPORATE INVESTMENT GRADE PORTFOLIO 3 7 YEAR SERIES	35-2560724	30300A853	30300A861	30300A879			FHMZAX	2/25/2018	32.90000	20.53947
FT6117 CORPORATE INVESTMENT GRADE PORTFOLIO 3 7 YEAR SERIES	35-2560724	30300A853	30300A861	30300A879			FHMZAX	2/25/2018	3.02000	1.88539
FT6117 CORPORATE INVESTMENT GRADE PORTFOLIO 3 7 YEAR SERIES	35-2560724	30300A853	30300A861	30300A879			FHMZAX	3/25/2018	2.96000	1.84793
FT6117 CORPORATE INVESTMENT GRADE PORTFOLIO 3 7 YEAR SERIES	35-2560724	30300A853	30300A861	30300A879			FHMZAX	4/25/2018	2.97000	1.85417
FT6117 CORPORATE INVESTMENT GRADE PORTFOLIO 3 7 YEAR SERIES	35-2560724	30300A853	30300A861	30300A879			FHMZAX	5/25/2018	2.96000	1.84793
FT6117 CORPORATE INVESTMENT GRADE PORTFOLIO 3 7 YEAR SERIES	35-2560724	30300A853	30300A861	30300A879			FHMZAX	6/25/2018	3.09000	1.92909
FT6117 CORPORATE INVESTMENT GRADE PORTFOLIO 3 7 YEAR SERIES	35-2560724	30300A853	30300A861	30300A879			FHMZAX	7/25/2018	2.97000	1.85417
FT6117 CORPORATE INVESTMENT GRADE PORTFOLIO 3 7 YEAR SERIES	35-2560724	30300A853	30300A861	30300A879			FHMZAX	8/25/2018	2.96000	1.84793
FT6117 CORPORATE INVESTMENT GRADE PORTFOLIO 3 7 YEAR SERIES	35-2560724	30300A853	30300A861	30300A879			FHMZAX	9/25/2018	2.95000	1.84169
FT6117 CORPORATE INVESTMENT GRADE PORTFOLIO 3 7 YEAR SERIES	35-2560724	30300A853	30300A861	30300A879			FHMZAX	10/25/2018	2.95000	1.84169
FT6117 CORPORATE INVESTMENT GRADE PORTFOLIO 3 7 YEAR SERIES	35-2560724	30300A853	30300A861	30300A879			FHMZAX	11/25/2018	2.95000	1.84169
FT6117 CORPORATE INVESTMENT GRADE PORTFOLIO 3 7 YEAR SERIES	35-2560724	30300A853	30300A861	30300A879			FHMZAX	12/25/2018	2.96000	1.84793
FT6115 BALANCED INCOME PORTFOLIO SERIES 53	35-2560730	30300B133	30300B109	30300B117	30300B125	30300B141	FSNKLX	1/25/2018	0.04600	0.00414
FT6115 BALANCED INCOME PORTFOLIO SERIES 53	35-2560730	30300B133	30300B109	30300B117	30300B125	30300B141	FSNKLX	1/25/2018	0.00290	0.00026
FT6115 BALANCED INCOME PORTFOLIO SERIES 53	35-2560730	30300B133	30300B109	30300B117	30300B125	30300B141	FSNKLX	2/25/2018	0.00370	0.00033
FT6115 BALANCED INCOME PORTFOLIO SERIES 53	35-2560730	30300B133	30300B109	30300B117	30300B125	30300B141	FSNKLX	2/25/2018	0.03090	0.00278
FT6115 BALANCED INCOME PORTFOLIO SERIES 53	35-2560730	30300B133	30300B109	30300B117	30300B125	30300B141	FSNKLX	3/25/2018	0.04790	0.00432
FT6115 BALANCED INCOME PORTFOLIO SERIES 53	35-2560730	30300B133	30300B109	30300B117	30300B125	30300B141	FSNKLX	4/25/2018	0.03600	0.00324
FT6115 BALANCED INCOME PORTFOLIO SERIES 53	35-2560730	30300B133	30300B109	30300B117	30300B125	30300B141	FSNKLX	5/25/2018	0.03900	0.00351
FT6115 BALANCED INCOME PORTFOLIO SERIES 53	35-2560730	30300B133	30300B109	30300B117	30300B125	30300B141	FSNKLX	6/25/2018	0.04710	0.00424
FT6115 BALANCED INCOME PORTFOLIO SERIES 53	35-2560730	30300B133	30300B109	30300B117	30300B125	30300B141	FSNKLX	7/25/2018	0.04000	0.00360

Issuer's Name	EIN	CUSIP 1	CUSIP 2	CUSIP 3	CUSIP 4	CUSIP 5	Ticker Symbol	Date of Corporate Action	Distribution Per Unit	Per Unit Reduction of Taxpayer's Basis
FT6140 LIMITED DURATION FIXED INCOME ETF PORTFOLIO, SERIES 16	35-2566323	30300D766	30300D790	30300D808	30300D782	30300D774	FMBYHX	6/25/2018	0.02770	0.00153
FT6156 CORPORATE INVESTMENT GRADE LADDERED PORTFOLIO, SERIES 2	35-2563682	30300D873	30300D881	30300D865			FJCHRX	1/25/2018	3.54000	1.47583
FT6156 CORPORATE INVESTMENT GRADE LADDERED PORTFOLIO, SERIES 2	35-2563682	30300D873	30300D881	30300D865			FJCHRX	2/25/2018	3.54000	1.47583
FT6156 CORPORATE INVESTMENT GRADE LADDERED PORTFOLIO, SERIES 2	35-2563682	30300D873	30300D881	30300D865			FJCHRX	3/25/2018	3.54000	1.47583
FT6156 CORPORATE INVESTMENT GRADE LADDERED PORTFOLIO, SERIES 2	35-2563682	30300D873	30300D881	30300D865			FJCHRX	4/25/2018	3.53000	1.47166
FT6156 CORPORATE INVESTMENT GRADE LADDERED PORTFOLIO, SERIES 2	35-2563682	30300D873	30300D881	30300D865			FJCHRX	5/25/2018	3.53000	1.47166
FT6156 CORPORATE INVESTMENT GRADE LADDERED PORTFOLIO, SERIES 2	35-2563682	30300D873	30300D881	30300D865			FJCHRX	6/25/2018	3.63000	1.51335
FT6156 CORPORATE INVESTMENT GRADE LADDERED PORTFOLIO, SERIES 2	35-2563682	30300D873	30300D881	30300D865			FJCHRX	7/25/2018	3.53000	1.47166
FT6156 CORPORATE INVESTMENT GRADE LADDERED PORTFOLIO, SERIES 2	35-2563682	30300D873	30300D881	30300D865			FJCHRX	8/25/2018	3.53000	1.47166
FT6156 CORPORATE INVESTMENT GRADE LADDERED PORTFOLIO, SERIES 2	35-2563682	30300D873	30300D881	30300D865			FJCHRX	9/25/2018	3.53000	1.47166
FT6156 CORPORATE INVESTMENT GRADE LADDERED PORTFOLIO, SERIES 2	35-2563682	30300D873	30300D881	30300D865			FJCHRX	10/25/2018	3.53000	1.47166
FT6156 CORPORATE INVESTMENT GRADE LADDERED PORTFOLIO, SERIES 2	35-2563682	30300D873	30300D881	30300D865			FJCHRX	11/25/2018	3.53000	1.47166
FT6156 CORPORATE INVESTMENT GRADE LADDERED PORTFOLIO, SERIES 2	35-2563682	30300D873	30300D881	30300D865			FJCHRX	12/25/2018	3.53000	1.47166
FT6476 NASDAQ DIVIDEND ACHIEVERS 25 PORTFOLIO SERIES 9	35-2576210	30300F126	30300F100	30300F118	30300F134		FSREXV	1/25/2018	0.01260	0.00001
FT6476 NASDAQ DIVIDEND ACHIEVERS 25 PORTFOLIO SERIES 9	35-2576210	30300F126	30300F100	30300F118	30300F134		FSREXV	2/25/2018	0.01250	0.00001
FT6476 NASDAQ DIVIDEND ACHIEVERS 25 PORTFOLIO SERIES 9	35-2576210	30300F126	30300F100	30300F118	30300F134		FSREXV	3/25/2018	0.04680	0.00003
FT6476 NASDAQ DIVIDEND ACHIEVERS 25 PORTFOLIO SERIES 9	35-2576210	30300F126	30300F100	30300F118	30300F134		FSREXV	4/25/2018	0.01140	0.00001
FT6476 NASDAQ DIVIDEND ACHIEVERS 25 PORTFOLIO SERIES 9	35-2576210	30300F126	30300F100	30300F118	30300F134		FSREXV	5/25/2018	0.01620	0.00001
FT6476 NASDAQ DIVIDEND ACHIEVERS 25 PORTFOLIO SERIES 9	35-2576210	30300F126	30300F100	30300F118	30300F134		FSREXV	6/25/2018	0.04780	0.00003
FT6476 NASDAQ DIVIDEND ACHIEVERS 25 PORTFOLIO SERIES 9	35-2576210	30300F126	30300F100	30300F118	30300F134		FSREXV	8/25/2018	0.02720	0.00002
FT6476 NASDAQ DIVIDEND ACHIEVERS 25 PORTFOLIO SERIES 9	35-2576210	30300F126	30300F100	30300F118	30300F134		FSREXV	9/25/2018	0.03840	0.00003
FT6476 NASDAQ DIVIDEND ACHIEVERS 25 PORTFOLIO SERIES 9	35-2576210	30300F126	30300F100	30300F118	30300F134		FSREXV	10/25/2018	0.01500	0.00001
FT6476 NASDAQ DIVIDEND ACHIEVERS 25 PORTFOLIO SERIES 9	35-2576210	30300F126	30300F100	30300F118	30300F134		FSREXV	11/25/2018	0.01740	0.00001
FT6476 NASDAQ DIVIDEND ACHIEVERS 25 PORTFOLIO SERIES 9	35-2576210	30300F126	30300F100	30300F118	30300F134		FSREXV	12/25/2018	0.03970	0.00003
FT6476 NASDAQ DIVIDEND ACHIEVERS 25 PORTFOLIO SERIES 9	35-2576210	30300F126	30300F100	30300F118	30300F134		FSREXV	12/25/2018	0.26070	0.00018
FT6482 TACTICAL INCOME PORTFOLIO SERIES 45	35-2579922	30300F159	30300F142	30300F175	30300F167		FDEJMX	1/25/2018	0.00030	0.00007
FT6482 TACTICAL INCOME PORTFOLIO SERIES 45	35-2579922	30300F159	30300F142	30300F175	30300F167		FDEJMX	1/25/2018	0.08100	0.01872
FT6482 TACTICAL INCOME PORTFOLIO SERIES 45	35-2579922	30300F159	30300F142	30300F175	30300F167		FDEJMX	2/25/2018	0.03020	0.00698
FT6482 TACTICAL INCOME PORTFOLIO SERIES 45	35-2579922	30300F159	30300F142	30300F175	30300F167		FDEJMX	3/25/2018	0.04880	0.01128
FT6482 TACTICAL INCOME PORTFOLIO SERIES 45	35-2579922	30300F159	30300F142	30300F175	30300F167		FDEJMX	4/25/2018	0.05730	0.01324
FT6482 TACTICAL INCOME PORTFOLIO SERIES 45	35-2579922	30300F159	30300F142	30300F175	30300F167		FDEJMX	4/25/2018	0.08890	0.02054
FT6482 TACTICAL INCOME PORTFOLIO SERIES 45	35-2579922	30300F159	30300F142	30300F175	30300F167		FDEJMX	5/25/2018	0.05310	0.01227
FT6482 TACTICAL INCOME PORTFOLIO SERIES 45	35-2579922	30300F159	30300F142	30300F175	30300F167		FDEJMX	6/25/2018	0.05150	0.01190
FT6482 TACTICAL INCOME PORTFOLIO SERIES 45	35-2579922	30300F159	30300F142	30300F175	30300F167		FDEJMX	7/25/2018	0.05130	0.01186
FT6482 TACTICAL INCOME PORTFOLIO SERIES 45	35-2579922	30300F159	30300F142	30300F175	30300F167		FDEJMX	8/25/2018	0.06100	0.01410
FT6482 TACTICAL INCOME PORTFOLIO SERIES 45	35-2579922	30300F159	30300F142	30300F175	30300F167		FDEJMX	9/25/2018	0.04720	0.01091
FT6482 TACTICAL INCOME PORTFOLIO SERIES 45	35-2579922	30300F159	30300F142	30300F175	30300F167		FDEJMX	10/25/2018	0.05180	0.01197
FT6482 TACTICAL INCOME PORTFOLIO SERIES 45	35-2579922	30300F159	30300F142	30300F175	30300F167		FDEJMX	11/25/2018	0.04590	0.01061
FT6482 TACTICAL INCOME PORTFOLIO SERIES 45	35-2579922	30300F159	30300F142	30300F175	30300F167		FDEJMX	12/25/2018	0.04330	0.01001
FT6477 STRATEGIC DIVIDEND SELECT PORTFOLIO SERIES 27	35-2576211	30300F183	30300F191	30300F217	30300F209		FPWACX	1/25/2018	0.01000	0.00444
FT6477 STRATEGIC DIVIDEND SELECT PORTFOLIO SERIES 27	35-2576211	30300F183	30300F191	30300F217	30300F209		FPWACX	1/25/2018	0.05020	0.02230
FT6477 STRATEGIC DIVIDEND SELECT PORTFOLIO SERIES 27	35-2576211	30300F183	30300F191	30300F217	30300F209		FPWACX	2/25/2018	0.02170	0.00964
FT6477 STRATEGIC DIVIDEND SELECT PORTFOLIO SERIES 27	35-2576211	30300F183	30300F191	30300F217	30300F209		FPWACX	2/25/2018	0.00370	0.00164
FT6477 STRATEGIC DIVIDEND SELECT PORTFOLIO SERIES 27	35-2576211	30300F183	30300F191	30300F217	30300F209		FPWACX	3/25/2018	0.00220	0.00098
FT6477 STRATEGIC DIVIDEND SELECT PORTFOLIO SERIES 27	35-2576211	30300F183	30300F191	30300F217	30300F209		FPWACX	3/25/2018	0.03440	0.01528
FT6477 STRATEGIC DIVIDEND SELECT PORTFOLIO SERIES 27	35-2576211	30300F183	30300F191	30300F217	30300F209		FPWACX	4/25/2018	0.05560	0.02470
FT6477 STRATEGIC DIVIDEND SELECT PORTFOLIO SERIES 27	35-2576211	30300F183	30300F191	30300F217	30300F209		FPWACX	5/25/2018	0.02800	0.01244
FT6477 STRATEGIC DIVIDEND SELECT PORTFOLIO SERIES 27	35-2576211	30300F183	30300F191	30300F217	30300F209		FPWACX	6/25/2018	0.04500	0.01999
FT6477 STRATEGIC DIVIDEND SELECT PORTFOLIO SERIES 27	35-2576211	30300F183	30300F191	30300F217	30300F209		FPWACX	6/25/2018	0.00220	0.00098
FT6477 STRATEGIC DIVIDEND SELECT PORTFOLIO SERIES 27	35-2576211	30300F183	30300F191	30300F217	30300F209		FPWACX	7/25/2018	0.04970	0.02208
FT6477 STRATEGIC DIVIDEND SELECT PORTFOLIO SERIES 27	35-2576211	30300F183	30300F191	30300F217	30300F209		FPWACX	8/25/2018	0.13440	0.05971
FT6477 STRATEGIC DIVIDEND SELECT PORTFOLIO SERIES 27	35-2576211	30300F183	30300F191	30300F217	30300F209		FPWACX	9/25/2018	0.03890	0.01728
FT6477 STRATEGIC DIVIDEND SELECT PORTFOLIO SERIES 27	35-2576211	30300F183	30300F191	30300F217	30300F209		FPWACX	9/25/2018	0.00220	0.00098
FT6477 STRATEGIC DIVIDEND SELECT PORTFOLIO SERIES 27	35-2576211	30300F183	30300F191	30300F217	30300F209		FPWACX	10/25/2018	0.04480	0.01990
FT6477 STRATEGIC DIVIDEND SELECT PORTFOLIO SERIES 27	35-2576211	30300F183	30300F191	30300F217	30300F209		FPWACX	11/25/2018	0.01920	0.00853
FT6477 STRATEGIC DIVIDEND SELECT PORTFOLIO SERIES 27	35-2576211	30300F183	30300F191	30300F217	30300F209		FPWACX	11/25/2018	0.12640	0.05616
FT6477 STRATEGIC DIVIDEND SELECT PORTFOLIO SERIES 27	35-2576211	30300F183	30300F191	30300F217	30300F209		FPWACX	12/25/2018	0.19440	0.08637
FT6477 STRATEGIC DIVIDEND SELECT PORTFOLIO SERIES 27	35-2576211	30300F183	30300F191	30300F217	30300F209		FPWACX	12/25/2018	0.04220	0.01875
FT6479 INTEREST RATE HEDGE PORTFOLIO SERIES 107	35-2579839	30300F662	30300F696	30300F670	30300F688		FHPVCX	1/25/2018	0.05150	0.02549
FT6479 INTEREST RATE HEDGE PORTFOLIO SERIES 107	35-2579839	30300F662	30300F696	30300F670	30300F688		FHPVCX	2/25/2018	0.02980	0.01475
FT6479 INTEREST RATE HEDGE PORTFOLIO SERIES 107	35-2579839	30300F662	30300F696	30300F670	30300F688		FHPVCX	3/25/2018	0.05280	0.02614
FT6479 INTEREST RATE HEDGE PORTFOLIO SERIES 107	35-2579839	30300F662	30300F696	30300F670	30300F688		FHPVCX	4/25/2018	0.04290	0.02124

Issuer's Name	EIN	CUSIP 1	CUSIP 2	CUSIP 3	CUSIP 4	CUSIP 5	Ticker Symbol	Date of Corporate Action	Distribution Per Unit	Per Unit Reduction of Taxpayer's Basis
FT6479 INTEREST RATE HEDGE PORTFOLIO SERIES 107	35-2579839	30300F662	30300F696	30300F670	30300F688		FHPVXC	5/25/2018	0.03930	0.01945
FT6479 INTEREST RATE HEDGE PORTFOLIO SERIES 107	35-2579839	30300F662	30300F696	30300F670	30300F688		FHPVXC	6/25/2018	0.05250	0.02599
FT6479 INTEREST RATE HEDGE PORTFOLIO SERIES 107	35-2579839	30300F662	30300F696	30300F670	30300F688		FHPVXC	7/25/2018	0.04000	0.01980
FT6479 INTEREST RATE HEDGE PORTFOLIO SERIES 107	35-2579839	30300F662	30300F696	30300F670	30300F688		FHPVXC	8/25/2018	0.24790	0.12271
FT6479 INTEREST RATE HEDGE PORTFOLIO SERIES 107	35-2579839	30300F662	30300F696	30300F670	30300F688		FHPVXC	9/25/2018	0.05220	0.02584
FT6479 INTEREST RATE HEDGE PORTFOLIO SERIES 107	35-2579839	30300F662	30300F696	30300F670	30300F688		FHPVXC	10/25/2018	0.04170	0.02064
FT6479 INTEREST RATE HEDGE PORTFOLIO SERIES 107	35-2579839	30300F662	30300F696	30300F670	30300F688		FHPVXC	11/25/2018	0.03710	0.01836
FT6479 INTEREST RATE HEDGE PORTFOLIO SERIES 107	35-2579839	30300F662	30300F696	30300F670	30300F688		FHPVXC	12/25/2018	0.05110	0.02529
FT6479 INTEREST RATE HEDGE PORTFOLIO SERIES 107	35-2579839	30300F662	30300F696	30300F670	30300F688		FHPVXC	12/25/2018	0.10430	0.05163
FT6484 STRTG INCME ADVT SLC CLSD END PT S63	35-2579840	30300F738	30300F712	30300F720	30300F704		FBDALX	1/25/2018	0.06060	0.02153
FT6484 STRTG INCME ADVT SLC CLSD END PT S63	35-2579840	30300F738	30300F712	30300F720	30300F704		FBDALX	1/25/2018	0.07830	0.02782
FT6484 STRTG INCME ADVT SLC CLSD END PT S63	35-2579840	30300F738	30300F712	30300F720	30300F704		FBDALX	2/25/2018	0.00210	0.00075
FT6484 STRTG INCME ADVT SLC CLSD END PT S63	35-2579840	30300F738	30300F712	30300F720	30300F704		FBDALX	2/25/2018	0.05640	0.02004
FT6484 STRTG INCME ADVT SLC CLSD END PT S63	35-2579840	30300F738	30300F712	30300F720	30300F704		FBDALX	3/25/2018	0.05640	0.02004
FT6484 STRTG INCME ADVT SLC CLSD END PT S63	35-2579840	30300F738	30300F712	30300F720	30300F704		FBDALX	4/25/2018	0.05560	0.01975
FT6484 STRTG INCME ADVT SLC CLSD END PT S63	35-2579840	30300F738	30300F712	30300F720	30300F704		FBDALX	5/25/2018	0.05560	0.01975
FT6484 STRTG INCME ADVT SLC CLSD END PT S63	35-2579840	30300F738	30300F712	30300F720	30300F704		FBDALX	6/25/2018	0.05560	0.01975
FT6484 STRTG INCME ADVT SLC CLSD END PT S63	35-2579840	30300F738	30300F712	30300F720	30300F704		FBDALX	7/25/2018	0.05420	0.01926
FT6484 STRTG INCME ADVT SLC CLSD END PT S63	35-2579840	30300F738	30300F712	30300F720	30300F704		FBDALX	8/25/2018	0.05420	0.01926
FT6484 STRTG INCME ADVT SLC CLSD END PT S63	35-2579840	30300F738	30300F712	30300F720	30300F704		FBDALX	9/25/2018	0.05420	0.01926
FT6484 STRTG INCME ADVT SLC CLSD END PT S63	35-2579840	30300F738	30300F712	30300F720	30300F704		FBDALX	10/25/2018	0.05370	0.01908
FT6484 STRTG INCME ADVT SLC CLSD END PT S63	35-2579840	30300F738	30300F712	30300F720	30300F704		FBDALX	11/25/2018	0.05370	0.01908
FT6484 STRTG INCME ADVT SLC CLSD END PT S63	35-2579840	30300F738	30300F712	30300F720	30300F704		FBDALX	12/25/2018	0.00190	0.00068
FT6484 STRTG INCME ADVT SLC CLSD END PT S63	35-2579840	30300F738	30300F712	30300F720	30300F704		FBDALX	12/25/2018	0.05370	0.01908
FT6446 ENERGY SELECT PORTFOLIO SERIES 62	35-2579842	30300F761	30300F746	30300F753	30300F779		FEPZDX	6/25/2018	0.10250	0.01571
FT6446 ENERGY SELECT PORTFOLIO SERIES 62	35-2579842	30300F761	30300F746	30300F753	30300F779		FEPZDX	10/25/2018	0.07750	0.01188
FT6446 ENERGY SELECT PORTFOLIO SERIES 62	35-2579842	30300F761	30300F746	30300F753	30300F779		FEPZDX	12/25/2018	0.10610	0.01627
FT6488 MUNICIPAL ADVANTAGE CE AND ETF PORT SER 40	35-2579833	30300G132	30300G124	30300G108	30300G116		FTUWAX	1/25/2018	0.00510	0.00029
FT6488 MUNICIPAL ADVANTAGE CE AND ETF PORT SER 40	35-2579833	30300G132	30300G124	30300G108	30300G116		FTUWAX	1/25/2018	0.02710	0.00154
FT6488 MUNICIPAL ADVANTAGE CE AND ETF PORT SER 40	35-2579833	30300G132	30300G124	30300G108	30300G116		FTUWAX	2/25/2018	0.02510	0.00143
FT6488 MUNICIPAL ADVANTAGE CE AND ETF PORT SER 40	35-2579833	30300G132	30300G124	30300G108	30300G116		FTUWAX	2/25/2018	0.02510	0.00143
FT6488 MUNICIPAL ADVANTAGE CE AND ETF PORT SER 40	35-2579833	30300G132	30300G124	30300G108	30300G116		FTUWAX	4/25/2018	0.02540	0.00145
FT6488 MUNICIPAL ADVANTAGE CE AND ETF PORT SER 40	35-2579833	30300G132	30300G124	30300G108	30300G116		FTUWAX	5/25/2018	0.02540	0.00145
FT6488 MUNICIPAL ADVANTAGE CE AND ETF PORT SER 40	35-2579833	30300G132	30300G124	30300G108	30300G116		FTUWAX	6/25/2018	0.02540	0.00145
FT6488 MUNICIPAL ADVANTAGE CE AND ETF PORT SER 40	35-2579833	30300G132	30300G124	30300G108	30300G116		FTUWAX	7/25/2018	0.02490	0.00142
FT6488 MUNICIPAL ADVANTAGE CE AND ETF PORT SER 40	35-2579833	30300G132	30300G124	30300G108	30300G116		FTUWAX	7/25/2018	0.02490	0.00142
FT6488 MUNICIPAL ADVANTAGE CE AND ETF PORT SER 40	35-2579833	30300G132	30300G124	30300G108	30300G116		FTUWAX	9/25/2018	0.02490	0.00142
FT6488 MUNICIPAL ADVANTAGE CE AND ETF PORT SER 40	35-2579833	30300G132	30300G124	30300G108	30300G116		FTUWAX	10/25/2018	0.02500	0.00143
FT6488 MUNICIPAL ADVANTAGE CE AND ETF PORT SER 40	35-2579833	30300G132	30300G124	30300G108	30300G116		FTUWAX	11/25/2018	0.02500	0.00143
FT6488 MUNICIPAL ADVANTAGE CE AND ETF PORT SER 40	35-2579833	30300G132	30300G124	30300G108	30300G116		FTUWAX	12/25/2018	0.02500	0.00143
FT6456 REIT GROWTH & INCOME SELECT PORTFOLIO SERIES 40	35-2579872	30300G207	30300G199	30300G215	30300G181		FMBYLX	1/25/2018	0.04640	0.01376
FT6456 REIT GROWTH & INCOME SELECT PORTFOLIO SERIES 40	35-2579872	30300G207	30300G199	30300G215	30300G181		FMBYLX	2/25/2018	0.03300	0.00979
FT6456 REIT GROWTH & INCOME SELECT PORTFOLIO SERIES 40	35-2579872	30300G207	30300G199	30300G215	30300G181		FMBYLX	3/25/2018	0.03300	0.00979
FT6456 REIT GROWTH & INCOME SELECT PORTFOLIO SERIES 40	35-2579872	30300G207	30300G199	30300G215	30300G181		FMBYLX	4/25/2018	0.03380	0.01003
FT6456 REIT GROWTH & INCOME SELECT PORTFOLIO SERIES 40	35-2579872	30300G207	30300G199	30300G215	30300G181		FMBYLX	5/25/2018	0.03380	0.01003
FT6456 REIT GROWTH & INCOME SELECT PORTFOLIO SERIES 40	35-2579872	30300G207	30300G199	30300G215	30300G181		FMBYLX	6/25/2018	0.03380	0.01003
FT6456 REIT GROWTH & INCOME SELECT PORTFOLIO SERIES 40	35-2579872	30300G207	30300G199	30300G215	30300G181		FMBYLX	7/25/2018	0.03400	0.01008
FT6456 REIT GROWTH & INCOME SELECT PORTFOLIO SERIES 40	35-2579872	30300G207	30300G199	30300G215	30300G181		FMBYLX	8/25/2018	0.03400	0.01008
FT6456 REIT GROWTH & INCOME SELECT PORTFOLIO SERIES 40	35-2579872	30300G207	30300G199	30300G215	30300G181		FMBYLX	9/25/2018	0.03400	0.01008
FT6456 REIT GROWTH & INCOME SELECT PORTFOLIO SERIES 40	35-2579872	30300G207	30300G199	30300G215	30300G181		FMBYLX	10/25/2018	0.03440	0.01020
FT6456 REIT GROWTH & INCOME SELECT PORTFOLIO SERIES 40	35-2579872	30300G207	30300G199	30300G215	30300G181		FMBYLX	11/25/2018	0.03540	0.01050
FT6456 REIT GROWTH & INCOME SELECT PORTFOLIO SERIES 40	35-2579872	30300G207	30300G199	30300G215	30300G181		FMBYLX	12/25/2018	0.03440	0.01020
FT6506 STRATEGIC DIVIDEND PLUS PORTFOLIO SERIES 30	35-2579901	30300G298	30300G280	30300G264	30300G272		FHEJVX	1/25/2018	0.04940	0.01675
FT6506 STRATEGIC DIVIDEND PLUS PORTFOLIO SERIES 30	35-2579901	30300G298	30300G280	30300G264	30300G272		FHEJVX	1/25/2018	0.00990	0.00336
FT6506 STRATEGIC DIVIDEND PLUS PORTFOLIO SERIES 30	35-2579901	30300G298	30300G280	30300G264	30300G272		FHEJVX	2/25/2018	0.02190	0.00743
FT6506 STRATEGIC DIVIDEND PLUS PORTFOLIO SERIES 30	35-2579901	30300G298	30300G280	30300G264	30300G272		FHEJVX	2/25/2018	0.00360	0.00122
FT6506 STRATEGIC DIVIDEND PLUS PORTFOLIO SERIES 30	35-2579901	30300G298	30300G280	30300G264	30300G272		FHEJVX	3/25/2018	0.00220	0.00075
FT6506 STRATEGIC DIVIDEND PLUS PORTFOLIO SERIES 30	35-2579901	30300G298	30300G280	30300G264	30300G272		FHEJVX	3/25/2018	0.03540	0.01200
FT6506 STRATEGIC DIVIDEND PLUS PORTFOLIO SERIES 30	35-2579901	30300G298	30300G280	30300G264	30300G272		FHEJVX	4/25/2018	0.05290	0.01794
FT6506 STRATEGIC DIVIDEND PLUS PORTFOLIO SERIES 30	35-2579901	30300G298	30300G280	30300G264	30300G272		FHEJVX	5/25/2018	0.03010	0.01021
FT6506 STRATEGIC DIVIDEND PLUS PORTFOLIO SERIES 30	35-2579901	30300G298	30300G280	30300G264	30300G272		FHEJVX	6/25/2018	0.00210	0.00071
FT6506 STRATEGIC DIVIDEND PLUS PORTFOLIO SERIES 30	35-2579901	30300G298	30300G280	30300G264	30300G272		FHEJVX	6/25/2018	0.04700	0.01594

Issuer's Name	EIN	CUSIP 1	CUSIP 2	CUSIP 3	CUSIP 4	CUSIP 5	Ticker Symbol	Date of Corporate Action	Distribution Per Unit	Per Unit Reduction of Taxpayer's Basis
FT6244 MUNICIPAL INCOME CLOSED END PORTFOLIO SERIES 67	35-2566414	30300M162	30300M147	30300M154	30300M170		FQRBCX	10/25/2018	0.13750	0.03813
FT6244 MUNICIPAL INCOME CLOSED END PORTFOLIO SERIES 67	35-2566414	30300M162	30300M147	30300M154	30300M170		FQRBCX	10/25/2018	0.03110	0.00862
FT6244 MUNICIPAL INCOME CLOSED END PORTFOLIO SERIES 67	35-2566414	30300M162	30300M147	30300M154	30300M170		FQRBCX	11/25/2018	0.03110	0.00862
FT6244 MUNICIPAL INCOME CLOSED END PORTFOLIO SERIES 67	35-2566414	30300M162	30300M147	30300M154	30300M170		FQRBCX	12/25/2018	0.03110	0.00862
FT6255 SENIOR LOAN LIMIT DURATION CLSD END PORT SER 67	35-2566413	30300M188	30300M212	30300M204	30300M196		FCJPVX	1/25/2018	0.06360	0.01253
FT6255 SENIOR LOAN LIMIT DURATION CLSD END PORT SER 67	35-2566413	30300M188	30300M212	30300M204	30300M196		FCJPVX	2/25/2018	0.06020	0.01186
FT6255 SENIOR LOAN LIMIT DURATION CLSD END PORT SER 67	35-2566413	30300M188	30300M212	30300M204	30300M196		FCJPVX	3/25/2018	0.06020	0.01186
FT6255 SENIOR LOAN LIMIT DURATION CLSD END PORT SER 67	35-2566413	30300M188	30300M212	30300M204	30300M196		FCJPVX	4/25/2018	0.05930	0.01168
FT6255 SENIOR LOAN LIMIT DURATION CLSD END PORT SER 67	35-2566413	30300M188	30300M212	30300M204	30300M196		FCJPVX	5/25/2018	0.05930	0.01168
FT6255 SENIOR LOAN LIMIT DURATION CLSD END PORT SER 67	35-2566413	30300M188	30300M212	30300M204	30300M196		FCJPVX	6/25/2018	0.05930	0.01168
FT6255 SENIOR LOAN LIMIT DURATION CLSD END PORT SER 67	35-2566413	30300M188	30300M212	30300M204	30300M196		FCJPVX	7/25/2018	0.05830	0.01149
FT6143 MUNICIPAL INCOME SELECT, CLOSED-END PORTFOLIO, SERIES 78	35-2563690	30300T498	30300T480	30300T472	30300T506	30300T464	FKAVLX	1/25/2018	0.00020	0.00001
FT6143 MUNICIPAL INCOME SELECT, CLOSED-END PORTFOLIO, SERIES 78	35-2563690	30300T498	30300T480	30300T472	30300T506	30300T464	FKAVLX	1/25/2018	0.03700	0.00169
FT6143 MUNICIPAL INCOME SELECT, CLOSED-END PORTFOLIO, SERIES 78	35-2563690	30300T498	30300T480	30300T472	30300T506	30300T464	FKAVLX	2/25/2018	0.03630	0.00166
FT6143 MUNICIPAL INCOME SELECT, CLOSED-END PORTFOLIO, SERIES 78	35-2563690	30300T498	30300T480	30300T472	30300T506	30300T464	FKAVLX	3/25/2018	0.03630	0.00166
FT6143 MUNICIPAL INCOME SELECT, CLOSED-END PORTFOLIO, SERIES 78	35-2563690	30300T498	30300T480	30300T472	30300T506	30300T464	FKAVLX	4/25/2018	0.03530	0.00162
FT6143 MUNICIPAL INCOME SELECT, CLOSED-END PORTFOLIO, SERIES 78	35-2563690	30300T498	30300T480	30300T472	30300T506	30300T464	FKAVLX	5/25/2018	0.03530	0.00162
FT6143 MUNICIPAL INCOME SELECT, CLOSED-END PORTFOLIO, SERIES 78	35-2563690	30300T498	30300T480	30300T472	30300T506	30300T464	FKAVLX	6/25/2018	0.03530	0.00162
FT6145 HIGH-YIELD INCOME CLOSED-END PORTFOLIO, SERIES 74	35-2563692	30300T563	30300T605	30300T597	30300T571	30300T589	FDRVEX	1/25/2018	0.06130	0.00191
FT6145 HIGH-YIELD INCOME CLOSED-END PORTFOLIO, SERIES 74	35-2563692	30300T563	30300T605	30300T597	30300T571	30300T589	FDRVEX	2/25/2018	0.05930	0.00185
FT6145 HIGH-YIELD INCOME CLOSED-END PORTFOLIO, SERIES 74	35-2563692	30300T563	30300T605	30300T597	30300T571	30300T589	FDRVEX	3/25/2018	0.05930	0.00185
FT6145 HIGH-YIELD INCOME CLOSED-END PORTFOLIO, SERIES 74	35-2563692	30300T563	30300T605	30300T597	30300T571	30300T589	FDRVEX	4/25/2018	0.05770	0.00180
FT6145 HIGH-YIELD INCOME CLOSED-END PORTFOLIO, SERIES 74	35-2563692	30300T563	30300T605	30300T597	30300T571	30300T589	FDRVEX	5/25/2018	0.05770	0.00180
FT6145 HIGH-YIELD INCOME CLOSED-END PORTFOLIO, SERIES 74	35-2563692	30300T563	30300T605	30300T597	30300T571	30300T589	FDRVEX	6/25/2018	0.05770	0.00180
FT6261 NEW YORK MUNI INC SLCT CLSD END PORTFOLIO SER 38	35-2568712	30301C692	30301C684	30301C676	30301C668		FIRENX	1/25/2018	0.03050	0.00148
FT6261 NEW YORK MUNI INC SLCT CLSD END PORTFOLIO SER 38	35-2568712	30301C692	30301C684	30301C676	30301C668		FIRENX	2/25/2018	0.03050	0.00148
FT6261 NEW YORK MUNI INC SLCT CLSD END PORTFOLIO SER 38	35-2568712	30301C692	30301C684	30301C676	30301C668		FIRENX	3/25/2018	0.03050	0.00148
FT6261 NEW YORK MUNI INC SLCT CLSD END PORTFOLIO SER 38	35-2568712	30301C692	30301C684	30301C676	30301C668		FIRENX	4/25/2018	0.02910	0.00141
FT6261 NEW YORK MUNI INC SLCT CLSD END PORTFOLIO SER 38	35-2568712	30301C692	30301C684	30301C676	30301C668		FIRENX	5/25/2018	0.02910	0.00141
FT6261 NEW YORK MUNI INC SLCT CLSD END PORTFOLIO SER 38	35-2568712	30301C692	30301C684	30301C676	30301C668		FIRENX	6/25/2018	0.02910	0.00141
FT6261 NEW YORK MUNI INC SLCT CLSD END PORTFOLIO SER 38	35-2568712	30301C692	30301C684	30301C676	30301C668		FIRENX	7/25/2018	0.02810	0.00136
FT6261 NEW YORK MUNI INC SLCT CLSD END PORTFOLIO SER 38	35-2568712	30301C692	30301C684	30301C676	30301C668		FIRENX	8/25/2018	0.02810	0.00136
FT6264 HIGH YIELD INCOME CLOSED END PORTFOLIO SERIES 75	35-2568713	30301C759	30301C742	30301C767	30301C775		FMEANX	1/25/2018	0.06100	0.00542
FT6264 HIGH YIELD INCOME CLOSED END PORTFOLIO SERIES 75	35-2568713	30301C759	30301C742	30301C767	30301C775		FMEANX	2/25/2018	0.05890	0.00523
FT6264 HIGH YIELD INCOME CLOSED END PORTFOLIO SERIES 75	35-2568713	30301C759	30301C742	30301C767	30301C775		FMEANX	3/25/2018	0.05890	0.00523
FT6264 HIGH YIELD INCOME CLOSED END PORTFOLIO SERIES 75	35-2568713	30301C759	30301C742	30301C767	30301C775		FMEANX	4/25/2018	0.05760	0.00511
FT6264 HIGH YIELD INCOME CLOSED END PORTFOLIO SERIES 75	35-2568713	30301C759	30301C742	30301C767	30301C775		FMEANX	5/25/2018	0.05760	0.00511
FT6264 HIGH YIELD INCOME CLOSED END PORTFOLIO SERIES 75	35-2568713	30301C759	30301C742	30301C767	30301C775		FMEANX	6/25/2018	0.05760	0.00511
FT6264 HIGH YIELD INCOME CLOSED END PORTFOLIO SERIES 75	35-2568713	30301C759	30301C742	30301C767	30301C775		FMEANX	7/25/2018	0.05770	0.00512
FT6264 HIGH YIELD INCOME CLOSED END PORTFOLIO SERIES 75	35-2568713	30301C759	30301C742	30301C767	30301C775		FMEANX	8/25/2018	0.05770	0.00512
FT6294 CORPORATE INVESTMENT GRADE LADDERED PORTFOLIO SER 3	35-2568709	30301D278	30301D260				FGNWTX	1/25/2018	3.69000	2.29592
FT6294 CORPORATE INVESTMENT GRADE LADDERED PORTFOLIO SER 3	35-2568709	30301D278	30301D260				FGNWTX	2/25/2018	3.60000	2.23992
FT6294 CORPORATE INVESTMENT GRADE LADDERED PORTFOLIO SER 3	35-2568709	30301D278	30301D260				FGNWTX	3/25/2018	30.03000	18.68467
FT6294 CORPORATE INVESTMENT GRADE LADDERED PORTFOLIO SER 3	35-2568709	30301D278	30301D260				FGNWTX	3/25/2018	3.57000	2.22125
FT6294 CORPORATE INVESTMENT GRADE LADDERED PORTFOLIO SER 3	35-2568709	30301D278	30301D260				FGNWTX	4/25/2018	3.35000	2.08437
FT6294 CORPORATE INVESTMENT GRADE LADDERED PORTFOLIO SER 3	35-2568709	30301D278	30301D260				FGNWTX	5/25/2018	3.34000	2.07815
FT6294 CORPORATE INVESTMENT GRADE LADDERED PORTFOLIO SER 3	35-2568709	30301D278	30301D260				FGNWTX	6/25/2018	3.48000	2.16526
FT6294 CORPORATE INVESTMENT GRADE LADDERED PORTFOLIO SER 3	35-2568709	30301D278	30301D260				FGNWTX	7/25/2018	3.35000	2.08437
FT6294 CORPORATE INVESTMENT GRADE LADDERED PORTFOLIO SER 3	35-2568709	30301D278	30301D260				FGNWTX	8/25/2018	3.32000	2.06570
FT6294 CORPORATE INVESTMENT GRADE LADDERED PORTFOLIO SER 3	35-2568709	30301D278	30301D260				FGNWTX	9/25/2018	3.36000	2.09059
FT6294 CORPORATE INVESTMENT GRADE LADDERED PORTFOLIO SER 3	35-2568709	30301D278	30301D260				FGNWTX	10/25/2018	3.34000	2.07815
FT6294 CORPORATE INVESTMENT GRADE LADDERED PORTFOLIO SER 3	35-2568709	30301D278	30301D260				FGNWTX	11/25/2018	3.32000	2.06570
FT6294 CORPORATE INVESTMENT GRADE LADDERED PORTFOLIO SER 3	35-2568709	30301D278	30301D260				FGNWTX	12/25/2018	3.31000	2.05948
FT6283 BALANCED INCOME PORTFOLIO SERIES 54	35-2568730	30301D658	30301D641	30301D666	30301D674		FRHEAX	1/25/2018	0.04760	0.00469
FT6283 BALANCED INCOME PORTFOLIO SERIES 54	35-2568730	30301D658	30301D641	30301D666	30301D674		FRHEAX	1/25/2018	0.00280	0.00028
FT6283 BALANCED INCOME PORTFOLIO SERIES 54	35-2568730	30301D658	30301D641	30301D666	30301D674		FRHEAX	2/25/2018	0.03330	0.00328
FT6283 BALANCED INCOME PORTFOLIO SERIES 54	35-2568730	30301D658	30301D641	30301D666	30301D674		FRHEAX	2/25/2018	0.00370	0.00036
FT6283 BALANCED INCOME PORTFOLIO SERIES 54	35-2568730	30301D658	30301D641	30301D666	30301D674		FRHEAX	3/25/2018	0.04140	0.00408
FT6283 BALANCED INCOME PORTFOLIO SERIES 54	35-2568730	30301D658	30301D641	30301D666	30301D674		FRHEAX	4/25/2018	0.03900	0.00385
FT6283 BALANCED INCOME PORTFOLIO SERIES 54	35-2568730	30301D658	30301D641	30301D666	30301D674		FRHEAX	5/25/2018	0.03940	0.00388

Issuer's Name	EIN	CUSIP 1	CUSIP 2	CUSIP 3	CUSIP 4	CUSIP 5	Ticker Symbol	Date of Corporate Action	Distribution Per Unit	Per Unit Reduction of Taxpayer's Basis
FT6391 DIVIDEND INCOME PLUS CLOSED END PORTFOLIO SERIES 63	35-2574341	30302A547	30302A570	30302A554	30302A562		FWEYSX	8/25/2018	0.06770	0.03080
FT6391 DIVIDEND INCOME PLUS CLOSED END PORTFOLIO SERIES 63	35-2574341	30302A547	30302A570	30302A554	30302A562		FWEYSX	9/25/2018	0.06770	0.03080
FT6391 DIVIDEND INCOME PLUS CLOSED END PORTFOLIO SERIES 63	35-2574341	30302A547	30302A570	30302A554	30302A562		FWEYSX	9/25/2018	0.00840	0.00382
FT6391 DIVIDEND INCOME PLUS CLOSED END PORTFOLIO SERIES 63	35-2574341	30302A547	30302A570	30302A554	30302A562		FWEYSX	10/25/2018	0.06760	0.03076
FT6392 MUNICIPAL INCOME PLUS CLOSED END PORTFOLIO SERIES 58	35-2574342	30302A604	30302A596	30302A588	30302A612		FOVJDX	1/25/2018	0.04320	0.01500
FT6392 MUNICIPAL INCOME PLUS CLOSED END PORTFOLIO SERIES 58	35-2574342	30302A604	30302A596	30302A588	30302A612		FOVJDX	1/25/2018	0.00020	0.00007
FT6392 MUNICIPAL INCOME PLUS CLOSED END PORTFOLIO SERIES 58	35-2574342	30302A604	30302A596	30302A588	30302A612		FOVJDX	2/25/2018	0.04260	0.01479
FT6392 MUNICIPAL INCOME PLUS CLOSED END PORTFOLIO SERIES 58	35-2574342	30302A604	30302A596	30302A588	30302A612		FOVJDX	2/25/2018	0.00060	0.00021
FT6392 MUNICIPAL INCOME PLUS CLOSED END PORTFOLIO SERIES 58	35-2574342	30302A604	30302A596	30302A588	30302A612		FOVJDX	3/25/2018	0.04260	0.01479
FT6392 MUNICIPAL INCOME PLUS CLOSED END PORTFOLIO SERIES 58	35-2574342	30302A604	30302A596	30302A588	30302A612		FOVJDX	4/25/2018	0.04110	0.01427
FT6392 MUNICIPAL INCOME PLUS CLOSED END PORTFOLIO SERIES 58	35-2574342	30302A604	30302A596	30302A588	30302A612		FOVJDX	5/25/2018	0.04110	0.01427
FT6392 MUNICIPAL INCOME PLUS CLOSED END PORTFOLIO SERIES 58	35-2574342	30302A604	30302A596	30302A588	30302A612		FOVJDX	6/25/2018	0.04110	0.01427
FT6392 MUNICIPAL INCOME PLUS CLOSED END PORTFOLIO SERIES 58	35-2574342	30302A604	30302A596	30302A588	30302A612		FOVJDX	7/25/2018	0.03960	0.01375
FT6392 MUNICIPAL INCOME PLUS CLOSED END PORTFOLIO SERIES 58	35-2574342	30302A604	30302A596	30302A588	30302A612		FOVJDX	8/25/2018	0.03960	0.01375
FT6392 MUNICIPAL INCOME PLUS CLOSED END PORTFOLIO SERIES 58	35-2574342	30302A604	30302A596	30302A588	30302A612		FOVJDX	9/25/2018	0.03960	0.01375
FT6392 MUNICIPAL INCOME PLUS CLOSED END PORTFOLIO SERIES 58	35-2574342	30302A604	30302A596	30302A588	30302A612		FOVJDX	10/25/2018	0.03780	0.01312
FT6392 MUNICIPAL INCOME PLUS CLOSED END PORTFOLIO SERIES 58	35-2574342	30302A604	30302A596	30302A588	30302A612		FOVJDX	10/25/2018	0.23980	0.08326
FT6414 NEW JERSEY MUNICIPAL INCOME SELECT CLOSED-END POR S53	35-2574338	30302A679	30302A687	30302A661	30302A695		FEARUX	1/25/2018	0.03920	0.00008
FT6414 NEW JERSEY MUNICIPAL INCOME SELECT CLOSED-END POR S53	35-2574338	30302A679	30302A687	30302A661	30302A695		FEARUX	2/25/2018	0.03890	0.00008
FT6414 NEW JERSEY MUNICIPAL INCOME SELECT CLOSED-END POR S53	35-2574338	30302A679	30302A687	30302A661	30302A695		FEARUX	2/25/2018	0.03890	0.00008
FT6414 NEW JERSEY MUNICIPAL INCOME SELECT CLOSED-END POR S53	35-2574338	30302A679	30302A687	30302A661	30302A695		FEARUX	4/25/2018	0.03690	0.00007
FT6414 NEW JERSEY MUNICIPAL INCOME SELECT CLOSED-END POR S53	35-2574338	30302A679	30302A687	30302A661	30302A695		FEARUX	5/25/2018	0.03690	0.00007
FT6414 NEW JERSEY MUNICIPAL INCOME SELECT CLOSED-END POR S53	35-2574338	30302A679	30302A687	30302A661	30302A695		FEARUX	6/25/2018	0.01970	0.00004
FT6414 NEW JERSEY MUNICIPAL INCOME SELECT CLOSED-END POR S53	35-2574338	30302A679	30302A687	30302A661	30302A695		FEARUX	7/25/2018	0.06000	0.00012
FT6414 NEW JERSEY MUNICIPAL INCOME SELECT CLOSED-END POR S53	35-2574338	30302A679	30302A687	30302A661	30302A695		FEARUX	8/25/2018	0.03470	0.00007
FT6414 NEW JERSEY MUNICIPAL INCOME SELECT CLOSED-END POR S53	35-2574338	30302A679	30302A687	30302A661	30302A695		FEARUX	9/25/2018	0.03470	0.00007
FT6414 NEW JERSEY MUNICIPAL INCOME SELECT CLOSED-END POR S53	35-2574338	30302A679	30302A687	30302A661	30302A695		FEARUX	10/25/2018	0.03450	0.00007
FT6470 TARGET GLOBAL DVD LEADERS 1Q 17 TERM 04-09-18	35-2576200	30302B461	30302B446	30302B479	30302B453		FKQVBX	1/25/2018	0.00090	0.00009
FT6470 TARGET GLOBAL DVD LEADERS 1Q 17 TERM 04-09-18	35-2576200	30302B461	30302B446	30302B479	30302B453		FKQVBX	1/25/2018	0.02510	0.00262
FT6470 TARGET GLOBAL DVD LEADERS 1Q 17 TERM 04-09-18	35-2576200	30302B461	30302B446	30302B479	30302B453		FKQVBX	2/25/2018	0.04570	0.00476
FT6470 TARGET GLOBAL DVD LEADERS 1Q 17 TERM 04-09-18	35-2576200	30302B461	30302B446	30302B479	30302B453		FKQVBX	3/25/2018	0.03430	0.00357
FT6470 SP TARGET SMID 60 1Q 17 TERM 4918	35-2576216	30302B529	30302B552	30302B545	30302B537		FLZGNX	2/25/2018	0.21230	0.18627
FT6398 US EQUITY CLOSED END PORTFOLIO SERIES 22	35-2576141	30302B776	30302B784	30302B792	30302B768		FRVPNX	1/25/2018	0.08320	0.06119
FT6398 US EQUITY CLOSED END PORTFOLIO SERIES 22	35-2576141	30302B776	30302B784	30302B792	30302B768		FRVPNX	1/25/2018	0.06250	0.04597
FT6398 US EQUITY CLOSED END PORTFOLIO SERIES 22	35-2576141	30302B776	30302B784	30302B792	30302B768		FRVPNX	2/25/2018	0.00960	0.00706
FT6398 US EQUITY CLOSED END PORTFOLIO SERIES 22	35-2576141	30302B776	30302B784	30302B792	30302B768		FRVPNX	2/25/2018	0.06250	0.04597
FT6398 US EQUITY CLOSED END PORTFOLIO SERIES 22	35-2576141	30302B776	30302B784	30302B792	30302B768		FRVPNX	3/25/2018	0.06250	0.04597
FT6398 US EQUITY CLOSED END PORTFOLIO SERIES 22	35-2576141	30302B776	30302B784	30302B792	30302B768		FRVPNX	3/25/2018	0.01050	0.00772
FT6398 US EQUITY CLOSED END PORTFOLIO SERIES 22	35-2576141	30302B776	30302B784	30302B792	30302B768		FRVPNX	4/25/2018	0.05880	0.04325
FT6398 US EQUITY CLOSED END PORTFOLIO SERIES 22	35-2576141	30302B776	30302B784	30302B792	30302B768		FRVPNX	5/25/2018	0.05880	0.04325
FT6398 US EQUITY CLOSED END PORTFOLIO SERIES 22	35-2576141	30302B776	30302B784	30302B792	30302B768		FRVPNX	6/25/2018	0.00570	0.00419
FT6398 US EQUITY CLOSED END PORTFOLIO SERIES 22	35-2576141	30302B776	30302B784	30302B792	30302B768		FRVPNX	6/25/2018	0.05880	0.04325
FT6398 US EQUITY CLOSED END PORTFOLIO SERIES 22	35-2576141	30302B776	30302B784	30302B792	30302B768		FRVPNX	7/25/2018	0.05850	0.04303
FT6398 US EQUITY CLOSED END PORTFOLIO SERIES 22	35-2576141	30302B776	30302B784	30302B792	30302B768		FRVPNX	8/25/2018	0.05850	0.04303
FT6398 US EQUITY CLOSED END PORTFOLIO SERIES 22	35-2576141	30302B776	30302B784	30302B792	30302B768		FRVPNX	9/25/2018	0.00570	0.00419
FT6398 US EQUITY CLOSED END PORTFOLIO SERIES 22	35-2576141	30302B776	30302B784	30302B792	30302B768		FRVPNX	9/25/2018	0.05850	0.04303
FT6398 US EQUITY CLOSED END PORTFOLIO SERIES 22	35-2576141	30302B776	30302B784	30302B792	30302B768		FRVPNX	10/25/2018	0.05880	0.04325
FT6398 US EQUITY CLOSED END PORTFOLIO SERIES 22	35-2576141	30302B776	30302B784	30302B792	30302B768		FRVPNX	11/25/2018	0.05880	0.04325
FT6418 SENIOR LOAN SELECT CLOSED END PORTFOLIO SERIES 22	35-2574370	30302C360	30302C345	30302C352	30302C378		FDULWX	1/25/2018	0.05220	0.00032
FT6418 SENIOR LOAN SELECT CLOSED END PORTFOLIO SERIES 22	35-2574370	30302C360	30302C345	30302C352	30302C378		FDULWX	2/25/2018	0.04960	0.00031
FT6418 SENIOR LOAN SELECT CLOSED END PORTFOLIO SERIES 22	35-2574370	30302C360	30302C345	30302C352	30302C378		FDULWX	3/25/2018	0.04960	0.00031
FT6418 SENIOR LOAN SELECT CLOSED END PORTFOLIO SERIES 22	35-2574370	30302C360	30302C345	30302C352	30302C378		FDULWX	4/25/2018	0.04960	0.00031
FT6418 SENIOR LOAN SELECT CLOSED END PORTFOLIO SERIES 22	35-2574370	30302C360	30302C345	30302C352	30302C378		FDULWX	5/25/2018	0.04960	0.00031
FT6418 SENIOR LOAN SELECT CLOSED END PORTFOLIO SERIES 22	35-2574370	30302C360	30302C345	30302C352	30302C378		FDULWX	6/25/2018	0.04960	0.00031
FT6418 SENIOR LOAN SELECT CLOSED END PORTFOLIO SERIES 22	35-2574370	30302C360	30302C345	30302C352	30302C378		FDULWX	7/25/2018	0.04910	0.00030
FT6418 SENIOR LOAN SELECT CLOSED END PORTFOLIO SERIES 22	35-2574370	30302C360	30302C345	30302C352	30302C378		FDULWX	8/25/2018	0.04910	0.00030
FT6418 SENIOR LOAN SELECT CLOSED END PORTFOLIO SERIES 22	35-2574370	30302C360	30302C345	30302C352	30302C378		FDULWX	9/25/2018	0.04910	0.00030
FT6418 SENIOR LOAN SELECT CLOSED END PORTFOLIO SERIES 22	35-2574370	30302C360	30302C345	30302C352	30302C378		FDULWX	10/25/2018	0.04940	0.00031
FT6394 DIVERSIFIED HIGH INCOME CLOSED-END PORTFOLIO SER 26	35-2576111	30302C386	30302C402	30302C394	30302C410		FZANFX	1/25/2018	0.00680	0.00315
FT6394 DIVERSIFIED HIGH INCOME CLOSED-END PORTFOLIO SER 26	35-2576111	30302C386	30302C402	30302C394	30302C410		FZANFX	1/25/2018	0.07370	0.03416

Issuer's Name	EIN	CUSIP 1	CUSIP 2	CUSIP 3	CUSIP 4	CUSIP 5	Ticker Symbol	Date of Corporate Action	Distribution Per Unit	Per Unit Reduction of Taxpayer's Basis
FT6428 SENIOR LOAN & LIMITED DURATION CLSD END PORT SER 70	35-2576143	30302D178	30302D145	30302D152	30302D160		FJKNGX	6/25/2018	0.05640	0.00553
FT6428 SENIOR LOAN & LIMITED DURATION CLSD END PORT SER 70	35-2576143	30302D178	30302D145	30302D152	30302D160		FJKNGX	7/25/2018	0.05610	0.00550
FT6428 SENIOR LOAN & LIMITED DURATION CLSD END PORT SER 70	35-2576143	30302D178	30302D145	30302D152	30302D160		FJKNGX	8/25/2018	0.05610	0.00550
FT6428 SENIOR LOAN & LIMITED DURATION CLSD END PORT SER 70	35-2576143	30302D178	30302D145	30302D152	30302D160		FJKNGX	9/25/2018	0.05610	0.00550
FT6428 SENIOR LOAN & LIMITED DURATION CLSD END PORT SER 70	35-2576143	30302D178	30302D145	30302D152	30302D160		FJKNGX	10/25/2018	0.05620	0.00551
FT6428 SENIOR LOAN & LIMITED DURATION CLSD END PORT SER 70	35-2576143	30302D178	30302D145	30302D152	30302D160		FJKNGX	11/25/2018	0.06020	0.00590
FT6449 CORE THREE CLOSED-END ALLOCATION PORTFOLIO SERIES 27	35-2576177	30302D194	30302D186	30302D210	30302D202		FRWLMX	1/25/2018	0.05440	0.02037
FT6449 CORE THREE CLOSED-END ALLOCATION PORTFOLIO SERIES 27	35-2576177	30302D194	30302D186	30302D210	30302D202		FRWLMX	1/25/2018	0.02920	0.01094
FT6449 CORE THREE CLOSED-END ALLOCATION PORTFOLIO SERIES 27	35-2576177	30302D194	30302D186	30302D210	30302D202		FRWLMX	2/25/2018	0.05830	0.02183
FT6449 CORE THREE CLOSED-END ALLOCATION PORTFOLIO SERIES 27	35-2576177	30302D194	30302D186	30302D210	30302D202		FRWLMX	2/25/2018	0.00030	0.00011
FT6449 CORE THREE CLOSED-END ALLOCATION PORTFOLIO SERIES 27	35-2576177	30302D194	30302D186	30302D210	30302D202		FRWLMX	3/25/2018	0.00020	0.00007
FT6449 CORE THREE CLOSED-END ALLOCATION PORTFOLIO SERIES 27	35-2576177	30302D194	30302D186	30302D210	30302D202		FRWLMX	3/25/2018	0.05360	0.02007
FT6449 CORE THREE CLOSED-END ALLOCATION PORTFOLIO SERIES 27	35-2576177	30302D194	30302D186	30302D210	30302D202		FRWLMX	4/25/2018	0.05180	0.01940
FT6449 CORE THREE CLOSED-END ALLOCATION PORTFOLIO SERIES 27	35-2576177	30302D194	30302D186	30302D210	30302D202		FRWLMX	5/25/2018	0.05640	0.02112
FT6449 CORE THREE CLOSED-END ALLOCATION PORTFOLIO SERIES 27	35-2576177	30302D194	30302D186	30302D210	30302D202		FRWLMX	6/25/2018	0.05180	0.01940
FT6449 CORE THREE CLOSED-END ALLOCATION PORTFOLIO SERIES 27	35-2576177	30302D194	30302D186	30302D210	30302D202		FRWLMX	7/25/2018	0.05100	0.01910
FT6449 CORE THREE CLOSED-END ALLOCATION PORTFOLIO SERIES 27	35-2576177	30302D194	30302D186	30302D210	30302D202		FRWLMX	8/25/2018	0.05560	0.02082
FT6449 CORE THREE CLOSED-END ALLOCATION PORTFOLIO SERIES 27	35-2576177	30302D194	30302D186	30302D210	30302D202		FRWLMX	9/25/2018	0.05100	0.01910
FT6449 CORE THREE CLOSED-END ALLOCATION PORTFOLIO SERIES 27	35-2576177	30302D194	30302D186	30302D210	30302D202		FRWLMX	10/25/2018	0.13180	0.04936
FT6449 CORE THREE CLOSED-END ALLOCATION PORTFOLIO SERIES 27	35-2576177	30302D194	30302D186	30302D210	30302D202		FRWLMX	10/25/2018	0.05200	0.01947
FT6449 CORE THREE CLOSED-END ALLOCATION PORTFOLIO SERIES 27	35-2576177	30302D194	30302D186	30302D210	30302D202		FRWLMX	11/25/2018	0.00200	0.00075
FT6449 CORE THREE CLOSED-END ALLOCATION PORTFOLIO SERIES 27	35-2576177	30302D194	30302D186	30302D210	30302D202		FRWLMX	11/25/2018	0.05320	0.01992
FT6449 CORE THREE CLOSED-END ALLOCATION PORTFOLIO SERIES 27	35-2576177	30302D194	30302D186	30302D210	30302D202		FRWLMX	12/25/2018	0.05200	0.01947
FT6449 CORE THREE CLOSED-END ALLOCATION PORTFOLIO SERIES 27	35-2576177	30302D194	30302D186	30302D210	30302D202		FRWLMX	12/25/2018	0.00070	0.00026
FT6454 DIVERSIFIED FIXED INCOME ETF PORTFOLIO SERIES 29	35-2576171	30302D301	30302D335	30302D319	30302D327		FEIONX	1/25/2018	0.03470	0.00733
FT6454 DIVERSIFIED FIXED INCOME ETF PORTFOLIO SERIES 29	35-2576171	30302D301	30302D335	30302D319	30302D327		FEIONX	1/25/2018	0.00750	0.00158
FT6454 DIVERSIFIED FIXED INCOME ETF PORTFOLIO SERIES 29	35-2576171	30302D301	30302D335	30302D319	30302D327		FEIONX	2/25/2018	0.03470	0.00733
FT6454 DIVERSIFIED FIXED INCOME ETF PORTFOLIO SERIES 29	35-2576171	30302D301	30302D335	30302D319	30302D327		FEIONX	3/25/2018	0.03470	0.00733
FT6458 US INFRASTRUCTURE PORTFOLIO SERIES 9	35-2576124	30302D459	30302D434	30302D442	30302D426		FBLHGX	6/25/2018	0.06210	0.05403
FT6458 US INFRASTRUCTURE PORTFOLIO SERIES 9	35-2576124	30302D459	30302D434	30302D442	30302D426		FBLHGX	7/25/2018	0.50310	0.43770
FT6460 JANUARY EFFECT PLUS PORTFOLIO SERIES 6	35-2576134	30302D640	30302D657	30302D632	30302D624		FRISHX	1/25/2018	0.00950	0.00284
FT6460 JANUARY EFFECT PLUS PORTFOLIO SERIES 6	35-2576134	30302D640	30302D657	30302D632	30302D624		FRISHX	1/25/2018	0.06470	0.01931
FT6460 JANUARY EFFECT PLUS PORTFOLIO SERIES 6	35-2576134	30302D640	30302D657	30302D632	30302D624		FRISHX	2/25/2018	0.00720	0.00215
FT6460 JANUARY EFFECT PLUS PORTFOLIO SERIES 6	35-2576134	30302D640	30302D657	30302D632	30302D624		FRISHX	2/25/2018	0.06470	0.01931
FT6460 JANUARY EFFECT PLUS PORTFOLIO SERIES 6	35-2576134	30302D640	30302D657	30302D632	30302D624		FRISHX	3/25/2018	0.06470	0.01931
FT6460 JANUARY EFFECT PLUS PORTFOLIO SERIES 6	35-2576134	30302D640	30302D657	30302D632	30302D624		FRISHX	4/25/2018	0.06530	0.01949
FT6460 JANUARY EFFECT PLUS PORTFOLIO SERIES 6	35-2576134	30302D640	30302D657	30302D632	30302D624		FRISHX	5/25/2018	0.06530	0.01949
FT6460 JANUARY EFFECT PLUS PORTFOLIO SERIES 6	35-2576134	30302D640	30302D657	30302D632	30302D624		FRISHX	6/25/2018	0.06530	0.01949
FT6460 JANUARY EFFECT PLUS PORTFOLIO SERIES 6	35-2576134	30302D640	30302D657	30302D632	30302D624		FRISHX	7/25/2018	0.06440	0.01922
FT6460 JANUARY EFFECT PLUS PORTFOLIO SERIES 6	35-2576134	30302D640	30302D657	30302D632	30302D624		FRISHX	8/25/2018	0.06440	0.01922
FT6460 JANUARY EFFECT PLUS PORTFOLIO SERIES 6	35-2576134	30302D640	30302D657	30302D632	30302D624		FRISHX	9/25/2018	0.06440	0.01922
FT6460 JANUARY EFFECT PLUS PORTFOLIO SERIES 6	35-2576134	30302D640	30302D657	30302D632	30302D624		FRISHX	10/25/2018	0.06410	0.01913
FT6460 JANUARY EFFECT PLUS PORTFOLIO SERIES 6	35-2576134	30302D640	30302D657	30302D632	30302D624		FRISHX	11/25/2018	0.06410	0.01913
FT6460 JANUARY EFFECT PLUS PORTFOLIO SERIES 6	35-2576134	30302D640	30302D657	30302D632	30302D624		FRISHX	12/25/2018	0.10520	0.03140
FT6460 JANUARY EFFECT PLUS PORTFOLIO SERIES 6	35-2576134	30302D640	30302D657	30302D632	30302D624		FRISHX	12/25/2018	0.06410	0.01913
FT6452 TAX ADVANTAGED MUNICIPAL CLOSED END PORTFOLIO SER 50	35-2576181	30302D715	30302D707	30302D723	30302D731		FKMILX	1/25/2018	0.03920	0.00252
FT6452 TAX ADVANTAGED MUNICIPAL CLOSED END PORTFOLIO SER 50	35-2576181	30302D715	30302D707	30302D723	30302D731		FKMILX	1/25/2018	0.00730	0.00047
FT6452 TAX ADVANTAGED MUNICIPAL CLOSED END PORTFOLIO SER 50	35-2576181	30302D715	30302D707	30302D723	30302D731		FKMILX	2/25/2018	0.03850	0.00247
FT6452 TAX ADVANTAGED MUNICIPAL CLOSED END PORTFOLIO SER 50	35-2576181	30302D715	30302D707	30302D723	30302D731		FKMILX	3/25/2018	0.03850	0.00247
FT6452 TAX ADVANTAGED MUNICIPAL CLOSED END PORTFOLIO SER 50	35-2576181	30302D715	30302D707	30302D723	30302D731		FKMILX	4/25/2018	0.03700	0.00238
FT6452 TAX ADVANTAGED MUNICIPAL CLOSED END PORTFOLIO SER 50	35-2576181	30302D715	30302D707	30302D723	30302D731		FKMILX	5/25/2018	0.03700	0.00238
FT6452 TAX ADVANTAGED MUNICIPAL CLOSED END PORTFOLIO SER 50	35-2576181	30302D715	30302D707	30302D723	30302D731		FKMILX	6/25/2018	0.03700	0.00238
FT6452 TAX ADVANTAGED MUNICIPAL CLOSED END PORTFOLIO SER 50	35-2576181	30302D715	30302D707	30302D723	30302D731		FKMILX	7/25/2018	0.03560	0.00229
FT6452 TAX ADVANTAGED MUNICIPAL CLOSED END PORTFOLIO SER 50	35-2576181	30302D715	30302D707	30302D723	30302D731		FKMILX	8/25/2018	0.03560	0.00229
FT6452 TAX ADVANTAGED MUNICIPAL CLOSED END PORTFOLIO SER 50	35-2576181	30302D715	30302D707	30302D723	30302D731		FKMILX	9/25/2018	0.03560	0.00229
FT6452 TAX ADVANTAGED MUNICIPAL CLOSED END PORTFOLIO SER 50	35-2576181	30302D715	30302D707	30302D723	30302D731		FKMILX	10/25/2018	0.03480	0.00223
FT6452 TAX ADVANTAGED MUNICIPAL CLOSED END PORTFOLIO SER 50	35-2576181	30302D715	30302D707	30302D723	30302D731		FKMILX	11/25/2018	0.03480	0.00223
FT6452 TAX ADVANTAGED MUNICIPAL CLOSED END PORTFOLIO SER 50	35-2576181	30302D715	30302D707	30302D723	30302D731		FKMILX	12/25/2018	0.03480	0.00223
FT6463 MUNICIPAL INCOME CLOSED-END PORTFOLIO SERIES 69	35-2579818	30302D764	30302D756	30302D749	30302D772		FIHJBX	1/25/2018	0.04100	0.00117
FT6463 MUNICIPAL INCOME CLOSED-END PORTFOLIO SERIES 69	35-2579818	30302D764	30302D756	30302D749	30302D772		FIHJBX	2/25/2018	0.00080	0.00002
FT6463 MUNICIPAL INCOME CLOSED-END PORTFOLIO SERIES 69	35-2579818	30302D764	30302D756	30302D749	30302D772		FIHJBX	2/25/2018	0.04030	0.00115

Issuer's Name	EIN	CUSIP 1	CUSIP 2	CUSIP 3	CUSIP 4	CUSIP 5	Ticker Symbol	Date of Corporate Action	Distribution Per Unit	Per Unit Reduction of Taxpayer's Basis
FT6463 MUNICIPAL INCOME CLOSED-END PORTFOLIO SERIES 69	35-2579818	30302D764	30302D756	30302D749	30302D772		FIHJBX	3/25/2018	0.04030	0.00115
FT6463 MUNICIPAL INCOME CLOSED-END PORTFOLIO SERIES 69	35-2579818	30302D764	30302D756	30302D749	30302D772		FIHJBX	4/25/2018	0.03870	0.00111
FT6463 MUNICIPAL INCOME CLOSED-END PORTFOLIO SERIES 69	35-2579818	30302D764	30302D756	30302D749	30302D772		FIHJBX	5/25/2018	0.03870	0.00111
FT6463 MUNICIPAL INCOME CLOSED-END PORTFOLIO SERIES 69	35-2579818	30302D764	30302D756	30302D749	30302D772		FIHJBX	6/25/2018	0.03870	0.00111
FT6463 MUNICIPAL INCOME CLOSED-END PORTFOLIO SERIES 69	35-2579818	30302D764	30302D756	30302D749	30302D772		FIHJBX	7/25/2018	0.03750	0.00107
FT6463 MUNICIPAL INCOME CLOSED-END PORTFOLIO SERIES 69	35-2579818	30302D764	30302D756	30302D749	30302D772		FIHJBX	8/25/2018	0.03750	0.00107
FT6463 MUNICIPAL INCOME CLOSED-END PORTFOLIO SERIES 69	35-2579818	30302D764	30302D756	30302D749	30302D772		FIHJBX	9/25/2018	0.03750	0.00107
FT6463 MUNICIPAL INCOME CLOSED-END PORTFOLIO SERIES 69	35-2579818	30302D764	30302D756	30302D749	30302D772		FIHJBX	10/25/2018	0.03620	0.00104
FT6463 MUNICIPAL INCOME CLOSED-END PORTFOLIO SERIES 69	35-2579818	30302D764	30302D756	30302D749	30302D772		FIHJBX	11/25/2018	0.03620	0.00104
FT6463 MUNICIPAL INCOME CLOSED-END PORTFOLIO SERIES 69	35-2579818	30302D764	30302D756	30302D749	30302D772		FIHJBX	12/25/2018	0.03620	0.00104
FT6464 CAPITAL STRENGTH BUY-WRITE PORTFOLIO SERIES 30	35-2579827	30302D830	30302D822				FVMHRX	2/25/2018	0.14330	0.04292
FT6464 CAPITAL STRENGTH BUY-WRITE PORTFOLIO SERIES 30	35-2579827	30302D830	30302D822				FVMHRX	4/25/2018	0.07060	0.02114
FT6464 CAPITAL STRENGTH BUY-WRITE PORTFOLIO SERIES 30	35-2579827	30302D830	30302D822				FVMHRX	6/25/2018	0.07250	0.02171
FT6464 CAPITAL STRENGTH BUY-WRITE PORTFOLIO SERIES 30	35-2579827	30302D830	30302D822				FVMHRX	9/25/2018	0.43230	0.12947
FT6464 CAPITAL STRENGTH BUY-WRITE PORTFOLIO SERIES 30	35-2579827	30302D830	30302D822				FVMHRX	12/25/2018	0.04550	0.01363
FT6464 CAPITAL STRENGTH BUY-WRITE PORTFOLIO SERIES 30	35-2579827	30302D830	30302D822				FVMHRX	12/25/2018	0.07510	0.02249
FT6450 EQUITY CLOSED END PORTFOLIO SERIES 43	35-2576178	30302D848	30302D855	30302D871	30302D863		FANRGX	1/25/2018	0.03460	0.01675
FT6450 EQUITY CLOSED END PORTFOLIO SERIES 43	35-2576178	30302D848	30302D855	30302D871	30302D863		FANRGX	1/25/2018	0.07310	0.03540
FT6450 EQUITY CLOSED END PORTFOLIO SERIES 43	35-2576178	30302D848	30302D855	30302D871	30302D863		FANRGX	2/25/2018	0.07310	0.03540
FT6450 EQUITY CLOSED END PORTFOLIO SERIES 43	35-2576178	30302D848	30302D855	30302D871	30302D863		FANRGX	2/25/2018	0.01340	0.00649
FT6450 EQUITY CLOSED END PORTFOLIO SERIES 43	35-2576178	30302D848	30302D855	30302D871	30302D863		FANRGX	3/25/2018	0.00790	0.00383
FT6450 EQUITY CLOSED END PORTFOLIO SERIES 43	35-2576178	30302D848	30302D855	30302D871	30302D863		FANRGX	3/25/2018	0.07310	0.03540
FT6450 EQUITY CLOSED END PORTFOLIO SERIES 43	35-2576178	30302D848	30302D855	30302D871	30302D863		FANRGX	4/25/2018	0.07020	0.03399
FT6450 EQUITY CLOSED END PORTFOLIO SERIES 43	35-2576178	30302D848	30302D855	30302D871	30302D863		FANRGX	5/25/2018	0.07020	0.03399
FT6450 EQUITY CLOSED END PORTFOLIO SERIES 43	35-2576178	30302D848	30302D855	30302D871	30302D863		FANRGX	6/25/2018	0.00790	0.00383
FT6450 EQUITY CLOSED END PORTFOLIO SERIES 43	35-2576178	30302D848	30302D855	30302D871	30302D863		FANRGX	6/25/2018	0.07020	0.03399
FT6450 EQUITY CLOSED END PORTFOLIO SERIES 43	35-2576178	30302D848	30302D855	30302D871	30302D863		FANRGX	7/25/2018	0.06890	0.03336
FT6450 EQUITY CLOSED END PORTFOLIO SERIES 43	35-2576178	30302D848	30302D855	30302D871	30302D863		FANRGX	8/25/2018	0.06890	0.03336
FT6450 EQUITY CLOSED END PORTFOLIO SERIES 43	35-2576178	30302D848	30302D855	30302D871	30302D863		FANRGX	9/25/2018	0.00800	0.00387
FT6450 EQUITY CLOSED END PORTFOLIO SERIES 43	35-2576178	30302D848	30302D855	30302D871	30302D863		FANRGX	9/25/2018	0.06890	0.03336
FT6450 EQUITY CLOSED END PORTFOLIO SERIES 43	35-2576178	30302D848	30302D855	30302D871	30302D863		FANRGX	10/25/2018	0.06890	0.03336
FT6450 EQUITY CLOSED END PORTFOLIO SERIES 43	35-2576178	30302D848	30302D855	30302D871	30302D863		FANRGX	11/25/2018	0.06890	0.03336
FT6450 EQUITY CLOSED END PORTFOLIO SERIES 43	35-2576178	30302D848	30302D855	30302D871	30302D863		FANRGX	12/25/2018	0.34310	0.16613
FT6450 EQUITY CLOSED END PORTFOLIO SERIES 43	35-2576178	30302D848	30302D855	30302D871	30302D863		FANRGX	12/25/2018	0.06890	0.03336
FT6451 BALANCED INCOME PORTFOLIO SERIES 55	35-2576180	30302E333	30302E317	30302E309	30302E325		FRETGX	1/25/2018	0.04960	0.00552
FT6451 BALANCED INCOME PORTFOLIO SERIES 55	35-2576180	30302E333	30302E317	30302E309	30302E325		FRETGX	1/25/2018	0.00380	0.00042
FT6451 BALANCED INCOME PORTFOLIO SERIES 55	35-2576180	30302E333	30302E317	30302E309	30302E325		FRETGX	2/25/2018	0.03420	0.00380
FT6451 BALANCED INCOME PORTFOLIO SERIES 55	35-2576180	30302E333	30302E317	30302E309	30302E325		FRETGX	3/25/2018	0.04420	0.00492
FT6451 BALANCED INCOME PORTFOLIO SERIES 55	35-2576180	30302E333	30302E317	30302E309	30302E325		FRETGX	4/25/2018	0.04550	0.00506
FT6451 BALANCED INCOME PORTFOLIO SERIES 55	35-2576180	30302E333	30302E317	30302E309	30302E325		FRETGX	5/25/2018	0.03510	0.00390
FT6451 BALANCED INCOME PORTFOLIO SERIES 55	35-2576180	30302E333	30302E317	30302E309	30302E325		FRETGX	6/25/2018	0.04610	0.00513
FT6451 BALANCED INCOME PORTFOLIO SERIES 55	35-2576180	30302E333	30302E317	30302E309	30302E325		FRETGX	7/25/2018	0.04640	0.00516
FT6451 BALANCED INCOME PORTFOLIO SERIES 55	35-2576180	30302E333	30302E317	30302E309	30302E325		FRETGX	8/25/2018	0.03480	0.00387
FT6451 BALANCED INCOME PORTFOLIO SERIES 55	35-2576180	30302E333	30302E317	30302E309	30302E325		FRETGX	9/25/2018	0.04920	0.00547
FT6451 BALANCED INCOME PORTFOLIO SERIES 55	35-2576180	30302E333	30302E317	30302E309	30302E325		FRETGX	10/25/2018	0.04320	0.00480
FT6451 BALANCED INCOME PORTFOLIO SERIES 55	35-2576180	30302E333	30302E317	30302E309	30302E325		FRETGX	11/25/2018	0.03760	0.00418
FT6451 BALANCED INCOME PORTFOLIO SERIES 55	35-2576180	30302E333	30302E317	30302E309	30302E325		FRETGX	12/25/2018	0.12570	0.01398
FT6451 BALANCED INCOME PORTFOLIO SERIES 55	35-2576180	30302E333	30302E317	30302E309	30302E325		FRETGX	12/25/2018	0.04530	0.00504
FT6443 US ENERGY INDEPENDENCE PORTFOLIO SERIES 14	35-2579825	30302E341	30302E358	30302E366	30302E374		FDEKAX	6/25/2018	0.07130	0.02876
FT6443 US ENERGY INDEPENDENCE PORTFOLIO SERIES 14	35-2579825	30302E341	30302E358	30302E366	30302E374		FDEKAX	10/25/2018	0.07790	0.03142
FT6443 US ENERGY INDEPENDENCE PORTFOLIO SERIES 14	35-2579825	30302E341	30302E358	30302E366	30302E374		FDEKAX	12/25/2018	0.07330	0.02956
FT6437 SMID HIGH DIVIDEND PORTFOLIO SERIES 24	35-2579817	30302E382	30302E408	30302E390	30302E416		FHZDRX	1/25/2018	0.02410	0.01055
FT6437 SMID HIGH DIVIDEND PORTFOLIO SERIES 24	35-2579817	30302E382	30302E408	30302E390	30302E416		FHZDRX	2/25/2018	0.02500	0.01095
FT6437 SMID HIGH DIVIDEND PORTFOLIO SERIES 24	35-2579817	30302E382	30302E408	30302E390	30302E416		FHZDRX	3/25/2018	0.03780	0.01655
FT6437 SMID HIGH DIVIDEND PORTFOLIO SERIES 24	35-2579817	30302E382	30302E408	30302E390	30302E416		FHZDRX	4/25/2018	0.02830	0.01239
FT6437 SMID HIGH DIVIDEND PORTFOLIO SERIES 24	35-2579817	30302E382	30302E408	30302E390	30302E416		FHZDRX	5/25/2018	0.01230	0.00538
FT6437 SMID HIGH DIVIDEND PORTFOLIO SERIES 24	35-2579817	30302E382	30302E408	30302E390	30302E416		FHZDRX	6/25/2018	0.03350	0.01467
FT6437 SMID HIGH DIVIDEND PORTFOLIO SERIES 24	35-2579817	30302E382	30302E408	30302E390	30302E416		FHZDRX	7/25/2018	0.03160	0.01383
FT6437 SMID HIGH DIVIDEND PORTFOLIO SERIES 24	35-2579817	30302E382	30302E408	30302E390	30302E416		FHZDRX	8/25/2018	0.01200	0.00525
FT6437 SMID HIGH DIVIDEND PORTFOLIO SERIES 24	35-2579817	30302E382	30302E408	30302E390	30302E416		FHZDRX	9/25/2018	0.03640	0.01594
FT6437 SMID HIGH DIVIDEND PORTFOLIO SERIES 24	35-2579817	30302E382	30302E408	30302E390	30302E416		FHZDRX	10/25/2018	0.07700	0.03371
FT6437 SMID HIGH DIVIDEND PORTFOLIO SERIES 24	35-2579817	30302E382	30302E408	30302E390	30302E416		FHZDRX	10/25/2018	0.02900	0.01270

Issuer's Name	EIN	CUSIP 1	CUSIP 2	CUSIP 3	CUSIP 4	CUSIP 5	Ticker Symbol	Date of Corporate Action	Distribution Per Unit	Per Unit Reduction of Taxpayer's Basis
FT6513 SABRIENT DIVIDEND PORTFOLIO SERIES 17	35-2583789	30302G783	30302G809	30302G817	30302G791		FKEWLX	6/25/2018	0.04100	0.00595
FT6513 SABRIENT DIVIDEND PORTFOLIO SERIES 17	35-2583789	30302G783	30302G809	30302G817	30302G791		FKEWLX	7/25/2018	0.03650	0.00529
FT6513 SABRIENT DIVIDEND PORTFOLIO SERIES 17	35-2583789	30302G783	30302G809	30302G817	30302G791		FKEWLX	8/25/2018	0.03500	0.00508
FT6513 SABRIENT DIVIDEND PORTFOLIO SERIES 17	35-2583789	30302G783	30302G809	30302G817	30302G791		FKEWLX	9/25/2018	0.04470	0.00648
FT6513 SABRIENT DIVIDEND PORTFOLIO SERIES 17	35-2583789	30302G783	30302G809	30302G817	30302G791		FKEWLX	10/25/2018	0.03650	0.00529
FT6513 SABRIENT DIVIDEND PORTFOLIO SERIES 17	35-2583789	30302G783	30302G809	30302G817	30302G791		FKEWLX	11/25/2018	0.02570	0.00373
FT6513 SABRIENT DIVIDEND PORTFOLIO SERIES 17	35-2583789	30302G783	30302G809	30302G817	30302G791		FKEWLX	12/25/2018	0.04640	0.00673
FT6513 SABRIENT DIVIDEND PORTFOLIO SERIES 17	35-2583789	30302G783	30302G809	30302G817	30302G791		FKEWLX	12/25/2018	0.03320	0.00481
FT6516 RICHARD BERNSTEIN ADVISORS GLBL DIV KNCS S21	35-2583816	30302G833	30302G841	30302G825	30302G858		FLBJUX	1/25/2018	0.00130	0.00023
FT6516 RICHARD BERNSTEIN ADVISORS GLBL DIV KNCS S21	35-2583816	30302G833	30302G841	30302G825	30302G858		FLBJUX	1/25/2018	0.02350	0.00408
FT6516 RICHARD BERNSTEIN ADVISORS GLBL DIV KNCS S21	35-2583816	30302G833	30302G841	30302G825	30302G858		FLBJUX	2/25/2018	0.02620	0.00455
FT6516 RICHARD BERNSTEIN ADVISORS GLBL DIV KNCS S21	35-2583816	30302G833	30302G841	30302G825	30302G858		FLBJUX	3/25/2018	0.02440	0.00423
FT6516 RICHARD BERNSTEIN ADVISORS GLBL DIV KNCS S21	35-2583816	30302G833	30302G841	30302G825	30302G858		FLBJUX	4/25/2018	0.01920	0.00333
FT6516 RICHARD BERNSTEIN ADVISORS GLBL DIV KNCS S21	35-2583816	30302G833	30302G841	30302G825	30302G858		FLBJUX	4/25/2018	0.03940	0.00684
FT6516 RICHARD BERNSTEIN ADVISORS GLBL DIV KNCS S21	35-2583816	30302G833	30302G841	30302G825	30302G858		FLBJUX	5/25/2018	0.06780	0.01176
FT6516 RICHARD BERNSTEIN ADVISORS GLBL DIV KNCS S21	35-2583816	30302G833	30302G841	30302G825	30302G858		FLBJUX	6/25/2018	0.01900	0.00330
FT6516 RICHARD BERNSTEIN ADVISORS GLBL DIV KNCS S21	35-2583816	30302G833	30302G841	30302G825	30302G858		FLBJUX	7/25/2018	0.04080	0.00708
FT6516 RICHARD BERNSTEIN ADVISORS GLBL DIV KNCS S21	35-2583816	30302G833	30302G841	30302G825	30302G858		FLBJUX	8/25/2018	0.03710	0.00644
FT6516 RICHARD BERNSTEIN ADVISORS GLBL DIV KNCS S21	35-2583816	30302G833	30302G841	30302G825	30302G858		FLBJUX	9/25/2018	0.02740	0.00475
FT6516 RICHARD BERNSTEIN ADVISORS GLBL DIV KNCS S21	35-2583816	30302G833	30302G841	30302G825	30302G858		FLBJUX	10/25/2018	0.03670	0.00637
FT6516 RICHARD BERNSTEIN ADVISORS GLBL DIV KNCS S21	35-2583816	30302G833	30302G841	30302G825	30302G858		FLBJUX	11/25/2018	0.00050	0.00009
FT6516 RICHARD BERNSTEIN ADVISORS GLBL DIV KNCS S21	35-2583816	30302G833	30302G841	30302G825	30302G858		FLBJUX	11/25/2018	0.02880	0.00500
FT6516 RICHARD BERNSTEIN ADVISORS GLBL DIV KNCS S21	35-2583816	30302G833	30302G841	30302G825	30302G858		FLBJUX	12/25/2018	0.02610	0.00453
FT6536 INTERNATIONAL HIGH DIVIDEND EQUITY PORTFOLIO SER 28	35-2579928	30302H153	30302H146	30302H161	30302H179		FZUMPX	1/25/2018	0.01430	0.00084
FT6536 INTERNATIONAL HIGH DIVIDEND EQUITY PORTFOLIO SER 28	35-2579928	30302H153	30302H146	30302H161	30302H179		FZUMPX	2/25/2018	0.01440	0.00085
FT6536 INTERNATIONAL HIGH DIVIDEND EQUITY PORTFOLIO SER 28	35-2579928	30302H153	30302H146	30302H161	30302H179		FZUMPX	4/25/2018	0.05400	0.00319
FT6536 INTERNATIONAL HIGH DIVIDEND EQUITY PORTFOLIO SER 28	35-2579928	30302H153	30302H146	30302H161	30302H179		FZUMPX	5/25/2018	0.06240	0.00368
FT6536 INTERNATIONAL HIGH DIVIDEND EQUITY PORTFOLIO SER 28	35-2579928	30302H153	30302H146	30302H161	30302H179		FZUMPX	6/25/2018	0.06000	0.00354
FT6536 INTERNATIONAL HIGH DIVIDEND EQUITY PORTFOLIO SER 28	35-2579928	30302H153	30302H146	30302H161	30302H179		FZUMPX	7/25/2018	0.02940	0.00173
FT6536 INTERNATIONAL HIGH DIVIDEND EQUITY PORTFOLIO SER 28	35-2579928	30302H153	30302H146	30302H161	30302H179		FZUMPX	8/25/2018	0.03710	0.00219
FT6536 INTERNATIONAL HIGH DIVIDEND EQUITY PORTFOLIO SER 28	35-2579928	30302H153	30302H146	30302H161	30302H179		FZUMPX	9/25/2018	0.03940	0.00232
FT6536 INTERNATIONAL HIGH DIVIDEND EQUITY PORTFOLIO SER 28	35-2579928	30302H153	30302H146	30302H161	30302H179		FZUMPX	11/25/2018	0.01470	0.00087
FT6536 INTERNATIONAL HIGH DIVIDEND EQUITY PORTFOLIO SER 28	35-2579928	30302H153	30302H146	30302H161	30302H179		FZUMPX	12/25/2018	0.02380	0.00140
FT6514 RB ADVISORS TACT S AMERN INDSTR L RENAISSANCE 2017 1	35-2583798	30302H278	30302H260	30302H294	30302H286		FHINGX	6/25/2018	0.04150	0.02741
FT6514 RB ADVISORS TACT S AMERN INDSTR L RENAISSANCE 2017 1	35-2583798	30302H278	30302H260	30302H294	30302H286		FHINGX	12/25/2018	0.04460	0.02946
FT6514 RB ADVISORS TACT S AMERN INDSTR L RENAISSANCE 2017 1	35-2583798	30302H278	30302H260	30302H294	30302H286		FHINGX	12/25/2018	0.17990	0.11884
FT6546 CALIFORNIA MUNICIPAL INCOME SLCT CLSD END PORT S58	35-2579916	30302H302	30302H310	30302H336	30302H328		FVRHBX	1/25/2018	0.03480	0.00109
FT6546 CALIFORNIA MUNICIPAL INCOME SLCT CLSD END PORT S58	35-2579916	30302H302	30302H310	30302H336	30302H328		FVRHBX	1/25/2018	0.00270	0.00008
FT6546 CALIFORNIA MUNICIPAL INCOME SLCT CLSD END PORT S58	35-2579916	30302H302	30302H310	30302H336	30302H328		FVRHBX	2/25/2018	0.03480	0.00109
FT6546 CALIFORNIA MUNICIPAL INCOME SLCT CLSD END PORT S58	35-2579916	30302H302	30302H310	30302H336	30302H328		FVRHBX	3/25/2018	0.03480	0.00109
FT6546 CALIFORNIA MUNICIPAL INCOME SLCT CLSD END PORT S58	35-2579916	30302H302	30302H310	30302H336	30302H328		FVRHBX	4/25/2018	0.03240	0.00101
FT6546 CALIFORNIA MUNICIPAL INCOME SLCT CLSD END PORT S58	35-2579916	30302H302	30302H310	30302H336	30302H328		FVRHBX	5/25/2018	0.03240	0.00101
FT6546 CALIFORNIA MUNICIPAL INCOME SLCT CLSD END PORT S58	35-2579916	30302H302	30302H310	30302H336	30302H328		FVRHBX	6/25/2018	0.03240	0.00101
FT6546 CALIFORNIA MUNICIPAL INCOME SLCT CLSD END PORT S58	35-2579916	30302H302	30302H310	30302H336	30302H328		FVRHBX	7/25/2018	0.03120	0.00098
FT6546 CALIFORNIA MUNICIPAL INCOME SLCT CLSD END PORT S58	35-2579916	30302H302	30302H310	30302H336	30302H328		FVRHBX	8/25/2018	0.03120	0.00098
FT6546 CALIFORNIA MUNICIPAL INCOME SLCT CLSD END PORT S58	35-2579916	30302H302	30302H310	30302H336	30302H328		FVRHBX	9/25/2018	0.03120	0.00098
FT6546 CALIFORNIA MUNICIPAL INCOME SLCT CLSD END PORT S58	35-2579916	30302H302	30302H310	30302H336	30302H328		FVRHBX	10/25/2018	0.03050	0.00095
FT6546 CALIFORNIA MUNICIPAL INCOME SLCT CLSD END PORT S58	35-2579916	30302H302	30302H310	30302H336	30302H328		FVRHBX	11/25/2018	0.03050	0.00095
FT6546 CALIFORNIA MUNICIPAL INCOME SLCT CLSD END PORT S58	35-2579916	30302H302	30302H310	30302H336	30302H328		FVRHBX	12/25/2018	0.03050	0.00095
FT6528 PREFERRED INCOME PORTFOLIO SERIES 88	35-2583799	30302H344	30302H369	30302H351	30302H377		FRNSKX	1/25/2018	0.04280	0.01427
FT6528 PREFERRED INCOME PORTFOLIO SERIES 88	35-2583799	30302H344	30302H369	30302H351	30302H377		FRNSKX	2/25/2018	0.04280	0.01427
FT6528 PREFERRED INCOME PORTFOLIO SERIES 88	35-2583799	30302H344	30302H369	30302H351	30302H377		FRNSKX	3/25/2018	0.04280	0.01427
FT6528 PREFERRED INCOME PORTFOLIO SERIES 88	35-2583799	30302H344	30302H369	30302H351	30302H377		FRNSKX	4/25/2018	0.04280	0.01427
FT6528 PREFERRED INCOME PORTFOLIO SERIES 88	35-2583799	30302H344	30302H369	30302H351	30302H377		FRNSKX	5/25/2018	0.04280	0.01427
FT6528 PREFERRED INCOME PORTFOLIO SERIES 88	35-2583799	30302H344	30302H369	30302H351	30302H377		FRNSKX	6/25/2018	0.04280	0.01427
FT6528 PREFERRED INCOME PORTFOLIO SERIES 88	35-2583799	30302H344	30302H369	30302H351	30302H377		FRNSKX	7/25/2018	0.04280	0.01427
FT6528 PREFERRED INCOME PORTFOLIO SERIES 88	35-2583799	30302H344	30302H369	30302H351	30302H377		FRNSKX	8/25/2018	0.04280	0.01427
FT6528 PREFERRED INCOME PORTFOLIO SERIES 88	35-2583799	30302H344	30302H369	30302H351	30302H377		FRNSKX	9/25/2018	0.04280	0.01427
FT6528 PREFERRED INCOME PORTFOLIO SERIES 88	35-2583799	30302H344	30302H369	30302H351	30302H377		FRNSKX	10/25/2018	0.04280	0.01427
FT6528 PREFERRED INCOME PORTFOLIO SERIES 88	35-2583799	30302H344	30302H369	30302H351	30302H377		FRNSKX	11/25/2018	0.25150	0.08388
FT6528 PREFERRED INCOME PORTFOLIO SERIES 88	35-2583799	30302H344	30302H369	30302H351	30302H377		FRNSKX	11/25/2018	0.04280	0.01427
FT6528 PREFERRED INCOME PORTFOLIO SERIES 88	35-2583799	30302H344	30302H369	30302H351	30302H377		FRNSKX	12/25/2018	0.04280	0.01427

Issuer's Name	EIN	CUSIP 1	CUSIP 2	CUSIP 3	CUSIP 4	CUSIP 5	Ticker Symbol	Date of Corporate Action	Distribution Per Unit	Per Unit Reduction of Taxpayer's Basis
FT6555 CORPORATE INVESTMENT GRADE LADDERED PORTFOLIO SERIES 4	35-2583809	30302H393	30302H385				FDUYGX	1/25/2018	3.35000	0.73901
FT6555 CORPORATE INVESTMENT GRADE LADDERED PORTFOLIO SERIES 4	35-2583809	30302H393	30302H385				FDUYGX	2/25/2018	3.31000	0.73019
FT6555 CORPORATE INVESTMENT GRADE LADDERED PORTFOLIO SERIES 4	35-2583809	30302H393	30302H385				FDUYGX	3/25/2018	3.27000	0.72136
FT6555 CORPORATE INVESTMENT GRADE LADDERED PORTFOLIO SERIES 4	35-2583809	30302H393	30302H385				FDUYGX	4/25/2018	3.28000	0.72357
FT6555 CORPORATE INVESTMENT GRADE LADDERED PORTFOLIO SERIES 4	35-2583809	30302H393	30302H385				FDUYGX	5/25/2018	3.28000	0.72357
FT6555 CORPORATE INVESTMENT GRADE LADDERED PORTFOLIO SERIES 4	35-2583809	30302H393	30302H385				FDUYGX	6/25/2018	3.46000	0.76328
FT6555 CORPORATE INVESTMENT GRADE LADDERED PORTFOLIO SERIES 4	35-2583809	30302H393	30302H385				FDUYGX	7/25/2018	3.28000	0.72357
FT6555 CORPORATE INVESTMENT GRADE LADDERED PORTFOLIO SERIES 4	35-2583809	30302H393	30302H385				FDUYGX	8/25/2018	3.28000	0.72357
FT6555 CORPORATE INVESTMENT GRADE LADDERED PORTFOLIO SERIES 4	35-2583809	30302H393	30302H385				FDUYGX	9/25/2018	3.29000	0.72577
FT6555 CORPORATE INVESTMENT GRADE LADDERED PORTFOLIO SERIES 4	35-2583809	30302H393	30302H385				FDUYGX	10/25/2018	3.29000	0.72577
FT6555 CORPORATE INVESTMENT GRADE LADDERED PORTFOLIO SERIES 4	35-2583809	30302H393	30302H385				FDUYGX	11/25/2018	3.30000	0.72798
FT6555 CORPORATE INVESTMENT GRADE LADDERED PORTFOLIO SERIES 4	35-2583809	30302H393	30302H385				FDUYGX	12/25/2018	3.56000	0.78534
FT6544 MARKET STRENGTH ALLOCATION PLUS PORTFOLIO SERIES 32	35-2583860	30302H567	30302H575	30302H591	30302H583		FYLOHX	6/25/2018	0.08430	0.01274
FT6544 MARKET STRENGTH ALLOCATION PLUS PORTFOLIO SERIES 32	35-2583860	30302H567	30302H575	30302H591	30302H583		FYLOHX	12/25/2018	0.05480	0.00828
FT6544 MARKET STRENGTH ALLOCATION PLUS PORTFOLIO SERIES 32	35-2583860	30302H567	30302H575	30302H591	30302H583		FYLOHX	12/25/2018	0.19620	0.02965
FT6558 SENIOR LOAN SELECT CLOSED END PORTFOLIO SERIES 24	81-5130530	30302H641	30302H674	30302H658	30302H666		FYPLHX	1/25/2018	0.04740	0.00018
FT6558 SENIOR LOAN SELECT CLOSED END PORTFOLIO SERIES 24	81-5130530	30302H641	30302H674	30302H658	30302H666		FYPLHX	2/25/2018	0.04490	0.00017
FT6558 SENIOR LOAN SELECT CLOSED END PORTFOLIO SERIES 24	81-5130530	30302H641	30302H674	30302H658	30302H666		FYPLHX	3/25/2018	0.04490	0.00017
FT6558 SENIOR LOAN SELECT CLOSED END PORTFOLIO SERIES 24	81-5130530	30302H641	30302H674	30302H658	30302H666		FYPLHX	4/25/2018	0.04470	0.00017
FT6558 SENIOR LOAN SELECT CLOSED END PORTFOLIO SERIES 24	81-5130530	30302H641	30302H674	30302H658	30302H666		FYPLHX	5/25/2018	0.04470	0.00017
FT6558 SENIOR LOAN SELECT CLOSED END PORTFOLIO SERIES 24	81-5130530	30302H641	30302H674	30302H658	30302H666		FYPLHX	6/25/2018	0.04470	0.00017
FT6558 SENIOR LOAN SELECT CLOSED END PORTFOLIO SERIES 24	81-5130530	30302H641	30302H674	30302H658	30302H666		FYPLHX	7/25/2018	0.04430	0.00016
FT6558 SENIOR LOAN SELECT CLOSED END PORTFOLIO SERIES 24	81-5130530	30302H641	30302H674	30302H658	30302H666		FYPLHX	8/25/2018	0.04430	0.00016
FT6558 SENIOR LOAN SELECT CLOSED END PORTFOLIO SERIES 24	81-5130530	30302H641	30302H674	30302H658	30302H666		FYPLHX	9/25/2018	0.04430	0.00016
FT6558 SENIOR LOAN SELECT CLOSED END PORTFOLIO SERIES 24	81-5130530	30302H641	30302H674	30302H658	30302H666		FYPLHX	10/25/2018	0.04460	0.00017
FT6558 SENIOR LOAN SELECT CLOSED END PORTFOLIO SERIES 24	81-5130530	30302H641	30302H674	30302H658	30302H666		FYPLHX	11/25/2018	0.04460	0.00017
FT6558 SENIOR LOAN SELECT CLOSED END PORTFOLIO SERIES 24	81-5130530	30302H641	30302H674	30302H658	30302H666		FYPLHX	12/25/2018	0.00370	0.00001
FT6558 SENIOR LOAN SELECT CLOSED END PORTFOLIO SERIES 24	81-5130530	30302H641	30302H674	30302H658	30302H666		FYPLHX	12/25/2018	0.04460	0.00017
FT6559 BALANCED INCOME SELECT PORTFOLIO SERIES 65	35-2583784	30302H682	30302H708	30302H690	30302H716		FEHYSX	1/25/2018	0.03990	0.00510
FT6559 BALANCED INCOME SELECT PORTFOLIO SERIES 65	35-2583784	30302H682	30302H708	30302H690	30302H716		FEHYSX	1/25/2018	0.00380	0.00049
FT6559 BALANCED INCOME SELECT PORTFOLIO SERIES 65	35-2583784	30302H682	30302H708	30302H690	30302H716		FEHYSX	2/25/2018	0.03440	0.00439
FT6559 BALANCED INCOME SELECT PORTFOLIO SERIES 65	35-2583784	30302H682	30302H708	30302H690	30302H716		FEHYSX	3/25/2018	0.04820	0.00616
FT6559 BALANCED INCOME SELECT PORTFOLIO SERIES 65	35-2583784	30302H682	30302H708	30302H690	30302H716		FEHYSX	4/25/2018	0.03730	0.00476
FT6559 BALANCED INCOME SELECT PORTFOLIO SERIES 65	35-2583784	30302H682	30302H708	30302H690	30302H716		FEHYSX	5/25/2018	0.03900	0.00498
FT6559 BALANCED INCOME SELECT PORTFOLIO SERIES 65	35-2583784	30302H682	30302H708	30302H690	30302H716		FEHYSX	6/25/2018	0.05000	0.00639
FT6559 BALANCED INCOME SELECT PORTFOLIO SERIES 65	35-2583784	30302H682	30302H708	30302H690	30302H716		FEHYSX	7/25/2018	0.03830	0.00489
FT6559 BALANCED INCOME SELECT PORTFOLIO SERIES 65	35-2583784	30302H682	30302H708	30302H690	30302H716		FEHYSX	8/25/2018	0.03760	0.00480
FT6559 BALANCED INCOME SELECT PORTFOLIO SERIES 65	35-2583784	30302H682	30302H708	30302H690	30302H716		FEHYSX	9/25/2018	0.05100	0.00651
FT6559 BALANCED INCOME SELECT PORTFOLIO SERIES 65	35-2583784	30302H682	30302H708	30302H690	30302H716		FEHYSX	10/25/2018	0.03980	0.00508
FT6559 BALANCED INCOME SELECT PORTFOLIO SERIES 65	35-2583784	30302H682	30302H708	30302H690	30302H716		FEHYSX	11/25/2018	0.03810	0.00487
FT6559 BALANCED INCOME SELECT PORTFOLIO SERIES 65	35-2583784	30302H682	30302H708	30302H690	30302H716		FEHYSX	12/25/2018	0.05150	0.00658
FT6559 BALANCED INCOME SELECT PORTFOLIO SERIES 65	35-2583784	30302H682	30302H708	30302H690	30302H716		FEHYSX	12/25/2018	0.05460	0.00697
FT6560 CORE THREE CLOSED-END ALLOCATION PORTFOLIO SERIES 28	35-2583790	30302H757	30302H732	30302H740	30302H724		FKEVNX	1/25/2018	0.05370	0.01772
FT6560 CORE THREE CLOSED-END ALLOCATION PORTFOLIO SERIES 28	35-2583790	30302H757	30302H732	30302H740	30302H724		FKEVNX	1/25/2018	0.01760	0.00581
FT6560 CORE THREE CLOSED-END ALLOCATION PORTFOLIO SERIES 28	35-2583790	30302H757	30302H732	30302H740	30302H724		FKEVNX	2/25/2018	0.00070	0.00023
FT6560 CORE THREE CLOSED-END ALLOCATION PORTFOLIO SERIES 28	35-2583790	30302H757	30302H732	30302H740	30302H724		FKEVNX	2/25/2018	0.05320	0.01756
FT6560 CORE THREE CLOSED-END ALLOCATION PORTFOLIO SERIES 28	35-2583790	30302H757	30302H732	30302H740	30302H724		FKEVNX	3/25/2018	0.05320	0.01756
FT6560 CORE THREE CLOSED-END ALLOCATION PORTFOLIO SERIES 28	35-2583790	30302H757	30302H732	30302H740	30302H724		FKEVNX	4/25/2018	0.05200	0.01716
FT6560 CORE THREE CLOSED-END ALLOCATION PORTFOLIO SERIES 28	35-2583790	30302H757	30302H732	30302H740	30302H724		FKEVNX	5/25/2018	0.05200	0.01716
FT6560 CORE THREE CLOSED-END ALLOCATION PORTFOLIO SERIES 28	35-2583790	30302H757	30302H732	30302H740	30302H724		FKEVNX	6/25/2018	0.05200	0.01716
FT6560 CORE THREE CLOSED-END ALLOCATION PORTFOLIO SERIES 28	35-2583790	30302H757	30302H732	30302H740	30302H724		FKEVNX	7/25/2018	0.05110	0.01686
FT6560 CORE THREE CLOSED-END ALLOCATION PORTFOLIO SERIES 28	35-2583790	30302H757	30302H732	30302H740	30302H724		FKEVNX	8/25/2018	0.05110	0.01686
FT6560 CORE THREE CLOSED-END ALLOCATION PORTFOLIO SERIES 28	35-2583790	30302H757	30302H732	30302H740	30302H724		FKEVNX	9/25/2018	0.05110	0.01686
FT6560 CORE THREE CLOSED-END ALLOCATION PORTFOLIO SERIES 28	35-2583790	30302H757	30302H732	30302H740	30302H724		FKEVNX	10/25/2018	0.05070	0.01673
FT6560 CORE THREE CLOSED-END ALLOCATION PORTFOLIO SERIES 28	35-2583790	30302H757	30302H732	30302H740	30302H724		FKEVNX	11/25/2018	0.05160	0.01703
FT6560 CORE THREE CLOSED-END ALLOCATION PORTFOLIO SERIES 28	35-2583790	30302H757	30302H732	30302H740	30302H724		FKEVNX	12/25/2018	0.05070	0.01673
FT6560 CORE THREE CLOSED-END ALLOCATION PORTFOLIO SERIES 28	35-2583790	30302H757	30302H732	30302H740	30302H724		FKEVNX	12/25/2018	0.04670	0.01541
FT6561 SENIOR LN LIMIT DURATION OPPORTUNITIES CLSD ED P S 44	35-2583791	30302H773	30302H781	30302H765	30302H799		FREIDX	1/25/2018	0.05990	0.00885
FT6561 SENIOR LN LIMIT DURATION OPPORTUNITIES CLSD ED P S 44	35-2583791	30302H773	30302H781	30302H765	30302H799		FREIDX	2/25/2018	0.05710	0.00843
FT6561 SENIOR LN LIMIT DURATION OPPORTUNITIES CLSD ED P S 44	35-2583791	30302H773	30302H781	30302H765	30302H799		FREIDX	3/25/2018	0.05710	0.00843
FT6561 SENIOR LN LIMIT DURATION OPPORTUNITIES CLSD ED P S 44	35-2583791	30302H773	30302H781	30302H765	30302H799		FREIDX	4/25/2018	0.05630	0.00832

Issuer's Name	EIN	CUSIP 1	CUSIP 2	CUSIP 3	CUSIP 4	CUSIP 5	Ticker Symbol	Date of Corporate Action	Distribution Per Unit	Per Unit Reduction of Taxpayer's Basis
FT6529 DEEP VALUE DIVIDEND PORTFOLIO SERIES 14	35-2583836	30302H815	30302H831	30302H823	30302H807		FMAOJX	1/25/2018	0.01990	0.00225
FT6529 DEEP VALUE DIVIDEND PORTFOLIO SERIES 14	35-2583836	30302H815	30302H831	30302H823	30302H807		FMAOJX	3/25/2018	0.05900	0.00667
FT6529 DEEP VALUE DIVIDEND PORTFOLIO SERIES 14	35-2583836	30302H815	30302H831	30302H823	30302H807		FMAOJX	4/25/2018	0.02270	0.00257
FT6529 DEEP VALUE DIVIDEND PORTFOLIO SERIES 14	35-2583836	30302H815	30302H831	30302H823	30302H807		FMAOJX	6/25/2018	0.05340	0.00603
FT6529 DEEP VALUE DIVIDEND PORTFOLIO SERIES 14	35-2583836	30302H815	30302H831	30302H823	30302H807		FMAOJX	7/25/2018	0.03290	0.00372
FT6529 DEEP VALUE DIVIDEND PORTFOLIO SERIES 14	35-2583836	30302H815	30302H831	30302H823	30302H807		FMAOJX	8/25/2018	0.01100	0.00124
FT6529 DEEP VALUE DIVIDEND PORTFOLIO SERIES 14	35-2583836	30302H815	30302H831	30302H823	30302H807		FMAOJX	9/25/2018	0.04570	0.00516
FT6529 DEEP VALUE DIVIDEND PORTFOLIO SERIES 14	35-2583836	30302H815	30302H831	30302H823	30302H807		FMAOJX	10/25/2018	0.02890	0.00327
FT6529 DEEP VALUE DIVIDEND PORTFOLIO SERIES 14	35-2583836	30302H815	30302H831	30302H823	30302H807		FMAOJX	11/25/2018	0.01100	0.00124
FT6529 DEEP VALUE DIVIDEND PORTFOLIO SERIES 14	35-2583836	30302H815	30302H831	30302H823	30302H807		FMAOJX	11/25/2018	0.52420	0.05923
FT6529 DEEP VALUE DIVIDEND PORTFOLIO SERIES 14	35-2583836	30302H815	30302H831	30302H823	30302H807		FMAOJX	12/25/2018	0.04280	0.00484
FT6530 DIVIDEND STRENGTH PORTFOLIO SERIES 35	35-2583837	30302H856	30302H872	30302H849	30302H864		FGJDOX	1/25/2018	0.02470	0.00789
FT6530 DIVIDEND STRENGTH PORTFOLIO SERIES 35	35-2583837	30302H856	30302H872	30302H849	30302H864		FGJDOX	3/25/2018	0.03500	0.01119
FT6530 DIVIDEND STRENGTH PORTFOLIO SERIES 35	35-2583837	30302H856	30302H872	30302H849	30302H864		FGJDOX	4/25/2018	0.02940	0.00940
FT6530 DIVIDEND STRENGTH PORTFOLIO SERIES 35	35-2583837	30302H856	30302H872	30302H849	30302H864		FGJDOX	6/25/2018	0.03990	0.01275
FT6530 DIVIDEND STRENGTH PORTFOLIO SERIES 35	35-2583837	30302H856	30302H872	30302H849	30302H864		FGJDOX	7/25/2018	0.02440	0.00780
FT6530 DIVIDEND STRENGTH PORTFOLIO SERIES 35	35-2583837	30302H856	30302H872	30302H849	30302H864		FGJDOX	9/25/2018	0.03900	0.01246
FT6530 DIVIDEND STRENGTH PORTFOLIO SERIES 35	35-2583837	30302H856	30302H872	30302H849	30302H864		FGJDOX	10/25/2018	0.02560	0.00818
FT6530 DIVIDEND STRENGTH PORTFOLIO SERIES 35	35-2583837	30302H856	30302H872	30302H849	30302H864		FGJDOX	12/25/2018	0.24350	0.07782
FT6530 DIVIDEND STRENGTH PORTFOLIO SERIES 35	35-2583837	30302H856	30302H872	30302H849	30302H864		FGJDOX	12/25/2018	0.04010	0.01282
FT6541 GLOBAL DIVIDEND PORTFOLIO SERIES 50	35-2583839	30302J191	30302J183	30302J217	30302J209		FPBICX	1/25/2018	0.01280	0.00029
FT6541 GLOBAL DIVIDEND PORTFOLIO SERIES 50	35-2583839	30302J191	30302J183	30302J217	30302J209		FPBICX	2/25/2018	0.01940	0.00044
FT6541 GLOBAL DIVIDEND PORTFOLIO SERIES 50	35-2583839	30302J191	30302J183	30302J217	30302J209		FPBICX	3/25/2018	0.02090	0.00047
FT6541 GLOBAL DIVIDEND PORTFOLIO SERIES 50	35-2583839	30302J191	30302J183	30302J217	30302J209		FPBICX	4/25/2018	0.03100	0.00070
FT6541 GLOBAL DIVIDEND PORTFOLIO SERIES 50	35-2583839	30302J191	30302J183	30302J217	30302J209		FPBICX	5/25/2018	0.04870	0.00110
FT6541 GLOBAL DIVIDEND PORTFOLIO SERIES 50	35-2583839	30302J191	30302J183	30302J217	30302J209		FPBICX	6/25/2018	0.05870	0.00132
FT6541 GLOBAL DIVIDEND PORTFOLIO SERIES 50	35-2583839	30302J191	30302J183	30302J217	30302J209		FPBICX	7/25/2018	0.04080	0.00092
FT6541 GLOBAL DIVIDEND PORTFOLIO SERIES 50	35-2583839	30302J191	30302J183	30302J217	30302J209		FPBICX	8/25/2018	0.02670	0.00060
FT6541 GLOBAL DIVIDEND PORTFOLIO SERIES 50	35-2583839	30302J191	30302J183	30302J217	30302J209		FPBICX	9/25/2018	0.03110	0.00070
FT6541 GLOBAL DIVIDEND PORTFOLIO SERIES 50	35-2583839	30302J191	30302J183	30302J217	30302J209		FPBICX	10/25/2018	0.01490	0.00034
FT6541 GLOBAL DIVIDEND PORTFOLIO SERIES 50	35-2583839	30302J191	30302J183	30302J217	30302J209		FPBICX	11/25/2018	0.02010	0.00045
FT6541 GLOBAL DIVIDEND PORTFOLIO SERIES 50	35-2583839	30302J191	30302J183	30302J217	30302J209		FPBICX	12/25/2018	0.03050	0.00069
FT6541 GLOBAL DIVIDEND PORTFOLIO SERIES 50	35-2583839	30302J191	30302J183	30302J217	30302J209		FPBICX	12/25/2018	0.00470	0.00011
FT6545 MARKET STRENGTH ALLOCATION SELECT PORTFOLIO SERIES 26	35-2583859	30302J225	30302J258	30302J241	30302J233		FVAWBX	6/25/2018	0.08560	0.01170
FT6545 MARKET STRENGTH ALLOCATION SELECT PORTFOLIO SERIES 26	35-2583859	30302J225	30302J258	30302J241	30302J233		FVAWBX	12/25/2018	0.06460	0.00883
FT6545 MARKET STRENGTH ALLOCATION SELECT PORTFOLIO SERIES 26	35-2583859	30302J225	30302J258	30302J241	30302J233		FVAWBX	12/25/2018	0.19630	0.02683
FT6545 MARKET STRENGTH ALLOCATION SELECT PORTFOLIO SERIES 26	35-2583859	30302J225	30302J258	30302J241	30302J233		FVAWBX	1/8/2019	0.01240	0.00170
FT6547 MULTI-ASSET INCOME PORTFOLIO SERIES	35-2583842	30302J316	30302J324	30302J308	30302J332		FDKHEX	1/25/2018	0.02810	0.00192
FT6547 MULTI-ASSET INCOME PORTFOLIO SERIES	35-2583842	30302J316	30302J324	30302J308	30302J332		FDKHEX	2/25/2018	0.02480	0.00170
FT6547 MULTI-ASSET INCOME PORTFOLIO SERIES	35-2583842	30302J316	30302J324	30302J308	30302J332		FDKHEX	3/25/2018	0.03210	0.00220
FT6547 MULTI-ASSET INCOME PORTFOLIO SERIES	35-2583842	30302J316	30302J324	30302J308	30302J332		FDKHEX	4/25/2018	0.08480	0.00581
FT6547 MULTI-ASSET INCOME PORTFOLIO SERIES	35-2583842	30302J316	30302J324	30302J308	30302J332		FDKHEX	5/25/2018	0.02530	0.00173
FT6547 MULTI-ASSET INCOME PORTFOLIO SERIES	35-2583842	30302J316	30302J324	30302J308	30302J332		FDKHEX	6/25/2018	0.03310	0.00227
FT6547 MULTI-ASSET INCOME PORTFOLIO SERIES	35-2583842	30302J316	30302J324	30302J308	30302J332		FDKHEX	7/25/2018	0.07980	0.00547
FT6547 MULTI-ASSET INCOME PORTFOLIO SERIES	35-2583842	30302J316	30302J324	30302J308	30302J332		FDKHEX	8/25/2018	0.01780	0.00122
FT6547 MULTI-ASSET INCOME PORTFOLIO SERIES	35-2583842	30302J316	30302J324	30302J308	30302J332		FDKHEX	9/25/2018	0.02430	0.00166
FT6547 MULTI-ASSET INCOME PORTFOLIO SERIES	35-2583842	30302J316	30302J324	30302J308	30302J332		FDKHEX	10/25/2018	0.07670	0.00525
FT6547 MULTI-ASSET INCOME PORTFOLIO SERIES	35-2583842	30302J316	30302J324	30302J308	30302J332		FDKHEX	11/25/2018	0.02540	0.00174
FT6547 MULTI-ASSET INCOME PORTFOLIO SERIES	35-2583842	30302J316	30302J324	30302J308	30302J332		FDKHEX	12/25/2018	0.02190	0.00150
FT6548 AEROSPACE DEFENSE PORTFOLIO SERIES 16	35-2583844	30302J399	30302J407	30302J381	30302J415		FPMFDX	6/25/2018	0.07330	0.02741
FT6548 AEROSPACE DEFENSE PORTFOLIO SERIES 16	35-2583844	30302J399	30302J407	30302J381	30302J415		FPMFDX	7/25/2018	0.54350	0.20327
FT6548 AEROSPACE DEFENSE PORTFOLIO SERIES 16	35-2583844	30302J399	30302J407	30302J381	30302J415		FPMFDX	12/25/2018	0.36650	0.13707
FT6548 AEROSPACE DEFENSE PORTFOLIO SERIES 16	35-2583844	30302J399	30302J407	30302J381	30302J415		FPMFDX	12/25/2018	0.05340	0.01997
FT6551 US INFRASTRUCTURE PORTFOLIO SERIES 10	35-2583845	30302J431	30302J449	30302J423	30302J456		FJUJYX	6/25/2018	0.06500	0.00492
FT6551 US INFRASTRUCTURE PORTFOLIO SERIES 10	35-2583845	30302J431	30302J449	30302J423	30302J456		FJUJYX	12/25/2018	0.05800	0.00439
FT6542 DEFENSIVE EQUITY PORTFOLIO SERIES 40	35-2583843	30302J464	30302J472	30302J498	30302J480		FIHKTJ	6/25/2018	0.08310	0.03544
FT6542 DEFENSIVE EQUITY PORTFOLIO SERIES 40	35-2583843	30302J464	30302J472	30302J498	30302J480		FIHKTJ	12/25/2018	0.42380	0.18075
FT6542 DEFENSIVE EQUITY PORTFOLIO SERIES 40	35-2583843	30302J464	30302J472	30302J498	30302J480		FIHKTJ	12/25/2018	0.35590	0.15179

Issuer's Name	EIN	CUSIP 1	CUSIP 2	CUSIP 3	CUSIP 4	CUSIP 5	Ticker Symbol	Date of Corporate Action	Distribution Per Unit	Per Unit Reduction of Taxpayer's Basis
FT6567 ALTERNATIVE INCOME PORTFOLIO,SERIES 22	35-2583814	30302K784	30302K818	30302K792	30302K800		FVTEHX	1/25/2018	0.01050	0.00469
FT6567 ALTERNATIVE INCOME PORTFOLIO,SERIES 22	35-2583814	30302K784	30302K818	30302K792	30302K800		FVTEHX	1/25/2018	0.07050	0.03148
FT6567 ALTERNATIVE INCOME PORTFOLIO,SERIES 22	35-2583814	30302K784	30302K818	30302K792	30302K800		FVTEHX	2/25/2018	0.02570	0.01148
FT6567 ALTERNATIVE INCOME PORTFOLIO,SERIES 22	35-2583814	30302K784	30302K818	30302K792	30302K800		FVTEHX	2/25/2018	0.00070	0.00031
FT6567 ALTERNATIVE INCOME PORTFOLIO,SERIES 22	35-2583814	30302K784	30302K818	30302K792	30302K800		FVTEHX	3/25/2018	0.04810	0.02148
FT6567 ALTERNATIVE INCOME PORTFOLIO,SERIES 22	35-2583814	30302K784	30302K818	30302K792	30302K800		FVTEHX	4/25/2018	0.06020	0.02688
FT6567 ALTERNATIVE INCOME PORTFOLIO,SERIES 22	35-2583814	30302K784	30302K818	30302K792	30302K800		FVTEHX	5/25/2018	0.03730	0.01665
FT6567 ALTERNATIVE INCOME PORTFOLIO,SERIES 22	35-2583814	30302K784	30302K818	30302K792	30302K800		FVTEHX	6/25/2018	0.04720	0.02107
FT6567 ALTERNATIVE INCOME PORTFOLIO,SERIES 22	35-2583814	30302K784	30302K818	30302K792	30302K800		FVTEHX	7/25/2018	0.06800	0.03036
FT6567 ALTERNATIVE INCOME PORTFOLIO,SERIES 22	35-2583814	30302K784	30302K818	30302K792	30302K800		FVTEHX	8/25/2018	0.13280	0.05930
FT6567 ALTERNATIVE INCOME PORTFOLIO,SERIES 22	35-2583814	30302K784	30302K818	30302K792	30302K800		FVTEHX	9/25/2018	0.04710	0.02103
FT6567 ALTERNATIVE INCOME PORTFOLIO,SERIES 22	35-2583814	30302K784	30302K818	30302K792	30302K800		FVTEHX	10/25/2018	0.06180	0.02759
FT6567 ALTERNATIVE INCOME PORTFOLIO,SERIES 22	35-2583814	30302K784	30302K818	30302K792	30302K800		FVTEHX	11/25/2018	0.03710	0.01657
FT6567 ALTERNATIVE INCOME PORTFOLIO,SERIES 22	35-2583814	30302K784	30302K818	30302K792	30302K800		FVTEHX	12/25/2018	0.05230	0.02335
FT6567 ALTERNATIVE INCOME PORTFOLIO,SERIES 22	35-2583814	30302K784	30302K818	30302K792	30302K800		FVTEHX	12/25/2018	0.05030	0.02246
FT6568 INTEREST RATE HEDGE PORTFOLIO SERIES 108	35-2583840	30302K842	30302K834	30302K826	30302K859		FHASZX	1/25/2018	0.04570	0.02171
FT6568 INTEREST RATE HEDGE PORTFOLIO SERIES 108	35-2583840	30302K842	30302K834	30302K826	30302K859		FHASZX	2/25/2018	0.02660	0.01264
FT6568 INTEREST RATE HEDGE PORTFOLIO SERIES 108	35-2583840	30302K842	30302K834	30302K826	30302K859		FHASZX	3/25/2018	0.06050	0.02874
FT6568 INTEREST RATE HEDGE PORTFOLIO SERIES 108	35-2583840	30302K842	30302K834	30302K826	30302K859		FHASZX	4/25/2018	0.03860	0.01834
FT6568 INTEREST RATE HEDGE PORTFOLIO SERIES 108	35-2583840	30302K842	30302K834	30302K826	30302K859		FHASZX	5/25/2018	0.03380	0.01606
FT6568 INTEREST RATE HEDGE PORTFOLIO SERIES 108	35-2583840	30302K842	30302K834	30302K826	30302K859		FHASZX	6/25/2018	0.06020	0.02860
FT6568 INTEREST RATE HEDGE PORTFOLIO SERIES 108	35-2583840	30302K842	30302K834	30302K826	30302K859		FHASZX	7/25/2018	0.03660	0.01739
FT6568 INTEREST RATE HEDGE PORTFOLIO SERIES 108	35-2583840	30302K842	30302K834	30302K826	30302K859		FHASZX	8/25/2018	0.03220	0.01530
FT6568 INTEREST RATE HEDGE PORTFOLIO SERIES 108	35-2583840	30302K842	30302K834	30302K826	30302K859		FHASZX	9/25/2018	0.05980	0.02841
FT6568 INTEREST RATE HEDGE PORTFOLIO SERIES 108	35-2583840	30302K842	30302K834	30302K826	30302K859		FHASZX	10/25/2018	0.03810	0.01810
FT6568 INTEREST RATE HEDGE PORTFOLIO SERIES 108	35-2583840	30302K842	30302K834	30302K826	30302K859		FHASZX	11/25/2018	0.03120	0.01482
FT6568 INTEREST RATE HEDGE PORTFOLIO SERIES 108	35-2583840	30302K842	30302K834	30302K826	30302K859		FHASZX	12/25/2018	0.12070	0.05734
FT6568 INTEREST RATE HEDGE PORTFOLIO SERIES 108	35-2583840	30302K842	30302K834	30302K826	30302K859		FHASZX	12/25/2018	0.06020	0.02860
FT6570 CAPITAL STRENGTH BUY-WRITE PORTFOLIO SERIES 31	35-2583864	30302L154	30302L147				FVPZEX	3/25/2018	0.13850	0.04368
FT6570 CAPITAL STRENGTH BUY-WRITE PORTFOLIO SERIES 31	35-2583864	30302L154	30302L147				FVPZEX	6/25/2018	0.06900	0.02176
FT6570 CAPITAL STRENGTH BUY-WRITE PORTFOLIO SERIES 31	35-2583864	30302L154	30302L147				FVPZEX	9/25/2018	0.10970	0.03460
FT6570 CAPITAL STRENGTH BUY-WRITE PORTFOLIO SERIES 31	35-2583864	30302L154	30302L147				FVPZEX	11/25/2018	0.02110	0.00665
FT6570 CAPITAL STRENGTH BUY-WRITE PORTFOLIO SERIES 31	35-2583864	30302L154	30302L147				FVPZEX	12/25/2018	0.57740	0.18211
FT6570 CAPITAL STRENGTH BUY-WRITE PORTFOLIO SERIES 31	35-2583864	30302L154	30302L147				FVPZEX	12/25/2018	0.07030	0.02217
FT6571 CORPORATE HIGH INCOME PORTFOLIO SERIES 24	35-2583852	30302L204	30302L212				FCMWBX	1/25/2018	3.86000	0.46976
FT6571 CORPORATE HIGH INCOME PORTFOLIO SERIES 24	35-2583852	30302L204	30302L212				FCMWBX	2/25/2018	3.85000	0.46855
FT6571 CORPORATE HIGH INCOME PORTFOLIO SERIES 24	35-2583852	30302L204	30302L212				FCMWBX	3/25/2018	3.84000	0.46733
FT6571 CORPORATE HIGH INCOME PORTFOLIO SERIES 24	35-2583852	30302L204	30302L212				FCMWBX	4/25/2018	3.85000	0.46855
FT6571 CORPORATE HIGH INCOME PORTFOLIO SERIES 24	35-2583852	30302L204	30302L212				FCMWBX	5/25/2018	3.85000	0.46855
FT6571 CORPORATE HIGH INCOME PORTFOLIO SERIES 24	35-2583852	30302L204	30302L212				FCMWBX	6/25/2018	4.05000	0.49289
FT6571 CORPORATE HIGH INCOME PORTFOLIO SERIES 24	35-2583852	30302L204	30302L212				FCMWBX	7/25/2018	3.84000	0.46733
FT6571 CORPORATE HIGH INCOME PORTFOLIO SERIES 24	35-2583852	30302L204	30302L212				FCMWBX	7/25/2018	1.04000	0.12657
FT6571 CORPORATE HIGH INCOME PORTFOLIO SERIES 24	35-2583852	30302L204	30302L212				FCMWBX	8/25/2018	3.84000	0.46733
FT6571 CORPORATE HIGH INCOME PORTFOLIO SERIES 24	35-2583852	30302L204	30302L212				FCMWBX	9/25/2018	3.85000	0.46855
FT6571 CORPORATE HIGH INCOME PORTFOLIO SERIES 24	35-2583852	30302L204	30302L212				FCMWBX	10/25/2018	3.84000	0.46733
FT6571 CORPORATE HIGH INCOME PORTFOLIO SERIES 24	35-2583852	30302L204	30302L212				FCMWBX	11/25/2018	3.86000	0.46976
FT6571 CORPORATE HIGH INCOME PORTFOLIO SERIES 24	35-2583852	30302L204	30302L212				FCMWBX	12/25/2018	4.13000	0.50262
FT6595 DIVIDEND & INCOME SELECT CLOSED END PORTFOLIO SER 58	35-2587082	30302L253	30302L246	30302L238	30302L220		FKENRX	1/25/2018	0.06280	0.02889
FT6595 DIVIDEND & INCOME SELECT CLOSED END PORTFOLIO SER 58	35-2587082	30302L253	30302L246	30302L238	30302L220		FKENRX	1/25/2018	0.03820	0.01757
FT6595 DIVIDEND & INCOME SELECT CLOSED END PORTFOLIO SER 58	35-2587082	30302L253	30302L246	30302L238	30302L220		FKENRX	2/25/2018	0.06280	0.02889
FT6595 DIVIDEND & INCOME SELECT CLOSED END PORTFOLIO SER 58	35-2587082	30302L253	30302L246	30302L238	30302L220		FKENRX	3/25/2018	0.06280	0.02889
FT6595 DIVIDEND & INCOME SELECT CLOSED END PORTFOLIO SER 58	35-2587082	30302L253	30302L246	30302L238	30302L220		FKENRX	4/25/2018	0.06260	0.02880
FT6595 DIVIDEND & INCOME SELECT CLOSED END PORTFOLIO SER 58	35-2587082	30302L253	30302L246	30302L238	30302L220		FKENRX	5/25/2018	0.06260	0.02880
FT6595 DIVIDEND & INCOME SELECT CLOSED END PORTFOLIO SER 58	35-2587082	30302L253	30302L246	30302L238	30302L220		FKENRX	6/25/2018	0.06260	0.02880
FT6595 DIVIDEND & INCOME SELECT CLOSED END PORTFOLIO SER 58	35-2587082	30302L253	30302L246	30302L238	30302L220		FKENRX	7/25/2018	0.06130	0.02820
FT6595 DIVIDEND & INCOME SELECT CLOSED END PORTFOLIO SER 58	35-2587082	30302L253	30302L246	30302L238	30302L220		FKENRX	8/25/2018	0.06130	0.02820
FT6595 DIVIDEND & INCOME SELECT CLOSED END PORTFOLIO SER 58	35-2587082	30302L253	30302L246	30302L238	30302L220		FKENRX	9/25/2018	0.06130	0.02820
FT6595 DIVIDEND & INCOME SELECT CLOSED END PORTFOLIO SER 58	35-2587082	30302L253	30302L246	30302L238	30302L220		FKENRX	10/25/2018	0.06130	0.02820
FT6595 DIVIDEND & INCOME SELECT CLOSED END PORTFOLIO SER 58	35-2587082	30302L253	30302L246	30302L238	30302L220		FKENRX	11/25/2018	0.06130	0.02820
FT6595 DIVIDEND & INCOME SELECT CLOSED END PORTFOLIO SER 58	35-2587082	30302L253	30302L246	30302L238	30302L220		FKENRX	12/25/2018	0.06130	0.02820
FT6595 DIVIDEND & INCOME SELECT CLOSED END PORTFOLIO SER 58	35-2587082	30302L253	30302L246	30302L238	30302L220		FKENRX	12/25/2018	0.19650	0.09039

Issuer's Name	EIN	CUSIP 1	CUSIP 2	CUSIP 3	CUSIP 4	CUSIP 5	Ticker Symbol	Date of Corporate Action	Distribution Per Unit	Per Unit Reduction of Taxpayer's Basis
FT6593 INVESTMENT GRADE SELECT CLOSED END AND ETF 3	35-2587056	30302N358	30302N366	30302N374	30302N341		FEWHUX	1/25/2018	0.00470	0.00228
FT6593 INVESTMENT GRADE SELECT CLOSED END AND ETF 3	35-2587056	30302N358	30302N366	30302N374	30302N341		FEWHUX	1/25/2018	0.03630	0.01761
FT6593 INVESTMENT GRADE SELECT CLOSED END AND ETF 3	35-2587056	30302N358	30302N366	30302N374	30302N341		FEWHUX	2/25/2018	0.03600	0.01746
FT6593 INVESTMENT GRADE SELECT CLOSED END AND ETF 3	35-2587056	30302N358	30302N366	30302N374	30302N341		FEWHUX	3/25/2018	0.03600	0.01746
FT6593 INVESTMENT GRADE SELECT CLOSED END AND ETF 3	35-2587056	30302N358	30302N366	30302N374	30302N341		FEWHUX	4/25/2018	0.03530	0.01712
FT6593 INVESTMENT GRADE SELECT CLOSED END AND ETF 3	35-2587056	30302N358	30302N366	30302N374	30302N341		FEWHUX	5/25/2018	0.03530	0.01712
FT6593 INVESTMENT GRADE SELECT CLOSED END AND ETF 3	35-2587056	30302N358	30302N366	30302N374	30302N341		FEWHUX	6/25/2018	0.00090	0.00044
FT6593 INVESTMENT GRADE SELECT CLOSED END AND ETF 3	35-2587056	30302N358	30302N366	30302N374	30302N341		FEWHUX	6/25/2018	0.03550	0.01722
FT6593 INVESTMENT GRADE SELECT CLOSED END AND ETF 3	35-2587056	30302N358	30302N366	30302N374	30302N341		FEWHUX	7/25/2018	0.22370	0.10849
FT6593 INVESTMENT GRADE SELECT CLOSED END AND ETF 3	35-2587056	30302N358	30302N366	30302N374	30302N341		FEWHUX	7/25/2018	0.03390	0.01644
FT6593 INVESTMENT GRADE SELECT CLOSED END AND ETF 3	35-2587056	30302N358	30302N366	30302N374	30302N341		FEWHUX	8/25/2018	0.03390	0.01644
FT6593 INVESTMENT GRADE SELECT CLOSED END AND ETF 3	35-2587056	30302N358	30302N366	30302N374	30302N341		FEWHUX	9/25/2018	0.03390	0.01644
FT6593 INVESTMENT GRADE SELECT CLOSED END AND ETF 3	35-2587056	30302N358	30302N366	30302N374	30302N341		FEWHUX	10/25/2018	0.03430	0.01664
FT6593 INVESTMENT GRADE SELECT CLOSED END AND ETF 3	35-2587056	30302N358	30302N366	30302N374	30302N341		FEWHUX	11/25/2018	0.03430	0.01664
FT6593 INVESTMENT GRADE SELECT CLOSED END AND ETF 3	35-2587056	30302N358	30302N366	30302N374	30302N341		FEWHUX	12/25/2018	0.03430	0.01664
FT6594 HIGH-YIELD INCOME CLOSED-END PORTFOLIO SERIES 77	35-2587105	30302N473	30302N481	30302N465	30302N499		FSORWX	1/25/2018	0.05950	0.00311
FT6594 HIGH-YIELD INCOME CLOSED-END PORTFOLIO SERIES 77	35-2587105	30302N473	30302N481	30302N465	30302N499		FSORWX	2/25/2018	0.05790	0.00303
FT6594 HIGH-YIELD INCOME CLOSED-END PORTFOLIO SERIES 77	35-2587105	30302N473	30302N481	30302N465	30302N499		FSORWX	3/25/2018	0.05790	0.00303
FT6594 HIGH-YIELD INCOME CLOSED-END PORTFOLIO SERIES 77	35-2587105	30302N473	30302N481	30302N465	30302N499		FSORWX	4/25/2018	0.05640	0.00295
FT6594 HIGH-YIELD INCOME CLOSED-END PORTFOLIO SERIES 77	35-2587105	30302N473	30302N481	30302N465	30302N499		FSORWX	5/25/2018	0.05640	0.00295
FT6594 HIGH-YIELD INCOME CLOSED-END PORTFOLIO SERIES 77	35-2587105	30302N473	30302N481	30302N465	30302N499		FSORWX	6/25/2018	0.05640	0.00295
FT6594 HIGH-YIELD INCOME CLOSED-END PORTFOLIO SERIES 77	35-2587105	30302N473	30302N481	30302N465	30302N499		FSORWX	7/25/2018	0.05650	0.00295
FT6594 HIGH-YIELD INCOME CLOSED-END PORTFOLIO SERIES 77	35-2587105	30302N473	30302N481	30302N465	30302N499		FSORWX	8/25/2018	0.05650	0.00295
FT6594 HIGH-YIELD INCOME CLOSED-END PORTFOLIO SERIES 77	35-2587105	30302N473	30302N481	30302N465	30302N499		FSORWX	9/25/2018	0.05650	0.00295
FT6594 HIGH-YIELD INCOME CLOSED-END PORTFOLIO SERIES 77	35-2587105	30302N473	30302N481	30302N465	30302N499		FSORWX	10/25/2018	0.05750	0.00301
FT6594 HIGH-YIELD INCOME CLOSED-END PORTFOLIO SERIES 77	35-2587105	30302N473	30302N481	30302N465	30302N499		FSORWX	11/25/2018	0.06010	0.00314
FT6594 HIGH-YIELD INCOME CLOSED-END PORTFOLIO SERIES 77	35-2587105	30302N473	30302N481	30302N465	30302N499		FSORWX	12/25/2018	0.05750	0.00301
FT6594 HIGH-YIELD INCOME CLOSED-END PORTFOLIO SERIES 77	35-2587105	30302N473	30302N481	30302N465	30302N499		FSORWX	12/25/2018	0.00580	0.00030
FT6628 DOW 30 BUY WRITE PORTFOLIO SERIES	35-2587083	30302N663	30302N671				FYPCAX	1/25/2018	0.07140	0.03953
FT6628 DOW 30 BUY WRITE PORTFOLIO SERIES	35-2587083	30302N663	30302N671				FYPCAX	5/25/2018	0.07060	0.03908
FT6628 DOW 30 BUY WRITE PORTFOLIO SERIES	35-2587083	30302N663	30302N671				FYPCAX	6/25/2018	0.12070	0.06682
FT6628 DOW 30 BUY WRITE PORTFOLIO SERIES	35-2587083	30302N663	30302N671				FYPCAX	12/25/2018	0.76550	0.42378
FT6628 DOW 30 BUY WRITE PORTFOLIO SERIES	35-2587083	30302N663	30302N671				FYPCAX	12/25/2018	0.12140	0.06721
FT6637 INTEREST RATE HEDGE PORTFOLIO SERIES 109	35-2587087	30302N820	30302N838	30302N804	30302N812		FTDAIX	1/25/2018	0.04590	0.01455
FT6637 INTEREST RATE HEDGE PORTFOLIO SERIES 109	35-2587087	30302N820	30302N838	30302N804	30302N812		FTDAIX	2/25/2018	0.02400	0.00761
FT6637 INTEREST RATE HEDGE PORTFOLIO SERIES 109	35-2587087	30302N820	30302N838	30302N804	30302N812		FTDAIX	3/25/2018	0.06430	0.02038
FT6637 INTEREST RATE HEDGE PORTFOLIO SERIES 109	35-2587087	30302N820	30302N838	30302N804	30302N812		FTDAIX	4/25/2018	0.03870	0.01226
FT6637 INTEREST RATE HEDGE PORTFOLIO SERIES 109	35-2587087	30302N820	30302N838	30302N804	30302N812		FTDAIX	5/25/2018	0.03330	0.01055
FT6637 INTEREST RATE HEDGE PORTFOLIO SERIES 109	35-2587087	30302N820	30302N838	30302N804	30302N812		FTDAIX	6/25/2018	0.06550	0.02076
FT6637 INTEREST RATE HEDGE PORTFOLIO SERIES 109	35-2587087	30302N820	30302N838	30302N804	30302N812		FTDAIX	7/25/2018	0.03810	0.01207
FT6637 INTEREST RATE HEDGE PORTFOLIO SERIES 109	35-2587087	30302N820	30302N838	30302N804	30302N812		FTDAIX	8/25/2018	0.03080	0.00976
FT6637 INTEREST RATE HEDGE PORTFOLIO SERIES 109	35-2587087	30302N820	30302N838	30302N804	30302N812		FTDAIX	9/25/2018	0.06510	0.02063
FT6637 INTEREST RATE HEDGE PORTFOLIO SERIES 109	35-2587087	30302N820	30302N838	30302N804	30302N812		FTDAIX	10/25/2018	0.03940	0.01249
FT6637 INTEREST RATE HEDGE PORTFOLIO SERIES 109	35-2587087	30302N820	30302N838	30302N804	30302N812		FTDAIX	11/25/2018	0.03220	0.01020
FT6637 INTEREST RATE HEDGE PORTFOLIO SERIES 109	35-2587087	30302N820	30302N838	30302N804	30302N812		FTDAIX	12/25/2018	0.02840	0.00900
FT6637 INTEREST RATE HEDGE PORTFOLIO SERIES 109	35-2587087	30302N820	30302N838	30302N804	30302N812		FTDAIX	12/25/2018	0.06490	0.02057
FT6638 NEW JERSEY MUNICIPAL INCOME SELECT CLOSED END 55	35-2587063	30302N846	30302N853	30302N861	30302N879		FWAPDX	1/25/2018	0.03770	0.00336
FT6638 NEW JERSEY MUNICIPAL INCOME SELECT CLOSED END 55	35-2587063	30302N846	30302N853	30302N861	30302N879		FWAPDX	2/25/2018	0.03750	0.00335
FT6638 NEW JERSEY MUNICIPAL INCOME SELECT CLOSED END 55	35-2587063	30302N846	30302N853	30302N861	30302N879		FWAPDX	3/25/2018	0.03750	0.00335
FT6638 NEW JERSEY MUNICIPAL INCOME SELECT CLOSED END 55	35-2587063	30302N846	30302N853	30302N861	30302N879		FWAPDX	4/25/2018	0.03590	0.00320
FT6638 NEW JERSEY MUNICIPAL INCOME SELECT CLOSED END 55	35-2587063	30302N846	30302N853	30302N861	30302N879		FWAPDX	5/25/2018	0.03590	0.00320
FT6638 NEW JERSEY MUNICIPAL INCOME SELECT CLOSED END 55	35-2587063	30302N846	30302N853	30302N861	30302N879		FWAPDX	6/25/2018	0.02230	0.00199
FT6638 NEW JERSEY MUNICIPAL INCOME SELECT CLOSED END 55	35-2587063	30302N846	30302N853	30302N861	30302N879		FWAPDX	7/25/2018	0.05500	0.00491
FT6638 NEW JERSEY MUNICIPAL INCOME SELECT CLOSED END 55	35-2587063	30302N846	30302N853	30302N861	30302N879		FWAPDX	8/25/2018	0.03390	0.00302
FT6638 NEW JERSEY MUNICIPAL INCOME SELECT CLOSED END 55	35-2587063	30302N846	30302N853	30302N861	30302N879		FWAPDX	9/25/2018	0.03390	0.00302
FT6638 NEW JERSEY MUNICIPAL INCOME SELECT CLOSED END 55	35-2587063	30302N846	30302N853	30302N861	30302N879		FWAPDX	10/25/2018	0.03380	0.00301
FT6638 NEW JERSEY MUNICIPAL INCOME SELECT CLOSED END 55	35-2587063	30302N846	30302N853	30302N861	30302N879		FWAPDX	11/25/2018	0.03380	0.00301
FT6638 NEW JERSEY MUNICIPAL INCOME SELECT CLOSED END 55	35-2587063	30302N846	30302N853	30302N861	30302N879		FWAPDX	12/25/2018	0.03380	0.00301
FT6638 NEW JERSEY MUNICIPAL INCOME SELECT CLOSED END 55	35-2587063	30302N846	30302N853	30302N861	30302N879		FWAPDX	12/25/2018	0.02000	0.00178
FT6639 INTEREST RATE HEDGE AND ETF PORTFOLIO SERIES 16	35-2587122	30302P205	30302P197	30302P213	30302P189		FEHOPX	1/25/2018	0.03590	0.00752
FT6639 INTEREST RATE HEDGE AND ETF PORTFOLIO SERIES 16	35-2587122	30302P205	30302P197	30302P213	30302P189		FEHOPX	2/25/2018	0.03660	0.00766

Issuer's Name	EIN	CUSIP 1	CUSIP 2	CUSIP 3	CUSIP 4	CUSIP 5	Ticker Symbol	Date of Corporate Action	Distribution Per Unit	Per Unit Reduction of Taxpayer's Basis
FT6671 SENIOR LOAN AND DIVIDEND GROWERS PORTFOLIO SERIES 14	35-2587111	30302P510	30302P502	30302P536	30302P528		FRHKMX	10/25/2018	0.02810	0.00040
FT6671 SENIOR LOAN AND DIVIDEND GROWERS PORTFOLIO SERIES 14	35-2587111	30302P510	30302P502	30302P536	30302P528		FRHKMX	11/25/2018	0.02530	0.00036
FT6671 SENIOR LOAN AND DIVIDEND GROWERS PORTFOLIO SERIES 14	35-2587111	30302P510	30302P502	30302P536	30302P528		FRHKMX	12/25/2018	0.04120	0.00058
FT6671 SENIOR LOAN AND DIVIDEND GROWERS PORTFOLIO SERIES 14	35-2587111	30302P510	30302P502	30302P536	30302P528		FRHKMX	12/25/2018	0.02360	0.00033
FT6643 INCOME DIVIDEND EQUITY ALLOCATION IDEA PORT SERIES 12	35-2587128	30302P627	30302P643	30302P650	30302P635		FPIANX	1/25/2018	0.01910	0.00012
FT6643 INCOME DIVIDEND EQUITY ALLOCATION IDEA PORT SERIES 12	35-2587128	30302P627	30302P643	30302P650	30302P635		FPIANX	2/25/2018	0.01020	0.00007
FT6643 INCOME DIVIDEND EQUITY ALLOCATION IDEA PORT SERIES 12	35-2587128	30302P627	30302P643	30302P650	30302P635		FPIANX	3/25/2018	0.02300	0.00015
FT6643 INCOME DIVIDEND EQUITY ALLOCATION IDEA PORT SERIES 12	35-2587128	30302P627	30302P643	30302P650	30302P635		FPIANX	4/25/2018	0.01840	0.00012
FT6643 INCOME DIVIDEND EQUITY ALLOCATION IDEA PORT SERIES 12	35-2587128	30302P627	30302P643	30302P650	30302P635		FPIANX	5/25/2018	0.02140	0.00014
FT6643 INCOME DIVIDEND EQUITY ALLOCATION IDEA PORT SERIES 12	35-2587128	30302P627	30302P643	30302P650	30302P635		FPIANX	6/25/2018	0.02630	0.00017
FT6643 INCOME DIVIDEND EQUITY ALLOCATION IDEA PORT SERIES 12	35-2587128	30302P627	30302P643	30302P650	30302P635		FPIANX	7/25/2018	0.01930	0.00013
FT6643 INCOME DIVIDEND EQUITY ALLOCATION IDEA PORT SERIES 12	35-2587128	30302P627	30302P643	30302P650	30302P635		FPIANX	8/25/2018	0.01220	0.00008
FT6643 INCOME DIVIDEND EQUITY ALLOCATION IDEA PORT SERIES 12	35-2587128	30302P627	30302P643	30302P650	30302P635		FPIANX	9/25/2018	0.02160	0.00014
FT6643 INCOME DIVIDEND EQUITY ALLOCATION IDEA PORT SERIES 12	35-2587128	30302P627	30302P643	30302P650	30302P635		FPIANX	10/25/2018	0.01960	0.00013
FT6643 INCOME DIVIDEND EQUITY ALLOCATION IDEA PORT SERIES 12	35-2587128	30302P627	30302P643	30302P650	30302P635		FPIANX	11/25/2018	0.01000	0.00007
FT6643 INCOME DIVIDEND EQUITY ALLOCATION IDEA PORT SERIES 12	35-2587128	30302P627	30302P643	30302P650	30302P635		FPIANX	12/25/2018	0.02410	0.00016
FT6643 INCOME DIVIDEND EQUITY ALLOCATION IDEA PORT SERIES 12	35-2587128	30302P627	30302P643	30302P650	30302P635		FPIANX	12/25/2018	0.14860	0.00097
FT6644 REIT GROWTH & INCOME SELECT PORTFOLIO SERIES 41	35-2587129	30302P692	30302P684	30302P676	30302P668		FDPKXL	1/25/2018	0.04340	0.01288
FT6644 REIT GROWTH & INCOME SELECT PORTFOLIO SERIES 41	35-2587129	30302P692	30302P684	30302P676	30302P668		FDPKXL	2/25/2018	0.03170	0.00941
FT6644 REIT GROWTH & INCOME SELECT PORTFOLIO SERIES 41	35-2587129	30302P692	30302P684	30302P676	30302P668		FDPKXL	3/25/2018	0.03170	0.00941
FT6644 REIT GROWTH & INCOME SELECT PORTFOLIO SERIES 41	35-2587129	30302P692	30302P684	30302P676	30302P668		FDPKXL	4/25/2018	0.03250	0.00964
FT6644 REIT GROWTH & INCOME SELECT PORTFOLIO SERIES 41	35-2587129	30302P692	30302P684	30302P676	30302P668		FDPKXL	5/25/2018	0.03250	0.00964
FT6644 REIT GROWTH & INCOME SELECT PORTFOLIO SERIES 41	35-2587129	30302P692	30302P684	30302P676	30302P668		FDPKXL	6/25/2018	0.03250	0.00964
FT6644 REIT GROWTH & INCOME SELECT PORTFOLIO SERIES 41	35-2587129	30302P692	30302P684	30302P676	30302P668		FDPKXL	7/25/2018	0.03260	0.00967
FT6644 REIT GROWTH & INCOME SELECT PORTFOLIO SERIES 41	35-2587129	30302P692	30302P684	30302P676	30302P668		FDPKXL	8/25/2018	0.03260	0.00967
FT6644 REIT GROWTH & INCOME SELECT PORTFOLIO SERIES 41	35-2587129	30302P692	30302P684	30302P676	30302P668		FDPKXL	9/25/2018	0.03260	0.00967
FT6644 REIT GROWTH & INCOME SELECT PORTFOLIO SERIES 41	35-2587129	30302P692	30302P684	30302P676	30302P668		FDPKXL	10/25/2018	0.03290	0.00976
FT6644 REIT GROWTH & INCOME SELECT PORTFOLIO SERIES 41	35-2587129	30302P692	30302P684	30302P676	30302P668		FDPKXL	11/25/2018	0.03390	0.01006
FT6644 REIT GROWTH & INCOME SELECT PORTFOLIO SERIES 41	35-2587129	30302P692	30302P684	30302P676	30302P668		FDPKXL	12/25/2018	0.03290	0.00976
FT6672 BALANCED INCOME SELECT PORTFOLIO SERIES 67	35-2587109	30302P809	30302P817	30302P783	30302P791		FTCNXG	1/25/2018	0.03880	0.00546
FT6672 BALANCED INCOME SELECT PORTFOLIO SERIES 67	35-2587109	30302P809	30302P817	30302P783	30302P791		FTCNXG	1/25/2018	0.00370	0.00052
FT6672 BALANCED INCOME SELECT PORTFOLIO SERIES 67	35-2587109	30302P809	30302P817	30302P783	30302P791		FTCNXG	2/25/2018	0.02910	0.00409
FT6672 BALANCED INCOME SELECT PORTFOLIO SERIES 67	35-2587109	30302P809	30302P817	30302P783	30302P791		FTCNXG	2/25/2018	0.00390	0.00055
FT6672 BALANCED INCOME SELECT PORTFOLIO SERIES 67	35-2587109	30302P809	30302P817	30302P783	30302P791		FTCNXG	3/25/2018	0.05080	0.00715
FT6672 BALANCED INCOME SELECT PORTFOLIO SERIES 67	35-2587109	30302P809	30302P817	30302P783	30302P791		FTCNXG	4/25/2018	0.03270	0.00460
FT6672 BALANCED INCOME SELECT PORTFOLIO SERIES 67	35-2587109	30302P809	30302P817	30302P783	30302P791		FTCNXG	5/25/2018	0.04500	0.00633
FT6672 BALANCED INCOME SELECT PORTFOLIO SERIES 67	35-2587109	30302P809	30302P817	30302P783	30302P791		FTCNXG	6/25/2018	0.05190	0.00730
FT6672 BALANCED INCOME SELECT PORTFOLIO SERIES 67	35-2587109	30302P809	30302P817	30302P783	30302P791		FTCNXG	7/25/2018	0.03390	0.00477
FT6672 BALANCED INCOME SELECT PORTFOLIO SERIES 67	35-2587109	30302P809	30302P817	30302P783	30302P791		FTCNXG	8/25/2018	0.03560	0.00501
FT6672 BALANCED INCOME SELECT PORTFOLIO SERIES 67	35-2587109	30302P809	30302P817	30302P783	30302P791		FTCNXG	9/25/2018	0.05800	0.00816
FT6672 BALANCED INCOME SELECT PORTFOLIO SERIES 67	35-2587109	30302P809	30302P817	30302P783	30302P791		FTCNXG	10/25/2018	0.03470	0.00488
FT6672 BALANCED INCOME SELECT PORTFOLIO SERIES 67	35-2587109	30302P809	30302P817	30302P783	30302P791		FTCNXG	11/25/2018	0.03440	0.00484
FT6672 BALANCED INCOME SELECT PORTFOLIO SERIES 67	35-2587109	30302P809	30302P817	30302P783	30302P791		FTCNXG	12/25/2018	0.04800	0.00675
FT6672 BALANCED INCOME SELECT PORTFOLIO SERIES 67	35-2587109	30302P809	30302P817	30302P783	30302P791		FTCNXG	12/25/2018	0.05570	0.00784
FT6673 STRATEGIC DIVIDEND PLUS PORTFOLIO SERIES 31	35-2587110	30302P841	30302P858	30302P825	30302P833		FJLBKX	1/25/2018	0.00970	0.00294
FT6673 STRATEGIC DIVIDEND PLUS PORTFOLIO SERIES 31	35-2587110	30302P841	30302P858	30302P825	30302P833		FJLBKX	1/25/2018	0.04350	0.01317
FT6673 STRATEGIC DIVIDEND PLUS PORTFOLIO SERIES 31	35-2587110	30302P841	30302P858	30302P825	30302P833		FJLBKX	2/25/2018	0.02370	0.00717
FT6673 STRATEGIC DIVIDEND PLUS PORTFOLIO SERIES 31	35-2587110	30302P841	30302P858	30302P825	30302P833		FJLBKX	3/25/2018	0.03390	0.01026
FT6673 STRATEGIC DIVIDEND PLUS PORTFOLIO SERIES 31	35-2587110	30302P841	30302P858	30302P825	30302P833		FJLBKX	4/25/2018	0.05790	0.01753
FT6673 STRATEGIC DIVIDEND PLUS PORTFOLIO SERIES 31	35-2587110	30302P841	30302P858	30302P825	30302P833		FJLBKX	5/25/2018	0.02540	0.00769
FT6673 STRATEGIC DIVIDEND PLUS PORTFOLIO SERIES 31	35-2587110	30302P841	30302P858	30302P825	30302P833		FJLBKX	6/25/2018	0.04720	0.01429
FT6673 STRATEGIC DIVIDEND PLUS PORTFOLIO SERIES 31	35-2587110	30302P841	30302P858	30302P825	30302P833		FJLBKX	7/25/2018	0.04730	0.01432
FT6673 STRATEGIC DIVIDEND PLUS PORTFOLIO SERIES 31	35-2587110	30302P841	30302P858	30302P825	30302P833		FJLBKX	8/25/2018	0.12730	0.03853
FT6673 STRATEGIC DIVIDEND PLUS PORTFOLIO SERIES 31	35-2587110	30302P841	30302P858	30302P825	30302P833		FJLBKX	9/25/2018	0.03750	0.01135
FT6673 STRATEGIC DIVIDEND PLUS PORTFOLIO SERIES 31	35-2587110	30302P841	30302P858	30302P825	30302P833		FJLBKX	10/25/2018	0.04340	0.01314
FT6673 STRATEGIC DIVIDEND PLUS PORTFOLIO SERIES 31	35-2587110	30302P841	30302P858	30302P825	30302P833		FJLBKX	11/25/2018	0.01880	0.00569
FT6673 STRATEGIC DIVIDEND PLUS PORTFOLIO SERIES 31	35-2587110	30302P841	30302P858	30302P825	30302P833		FJLBKX	11/25/2018	0.13170	0.03987
FT6673 STRATEGIC DIVIDEND PLUS PORTFOLIO SERIES 31	35-2587110	30302P841	30302P858	30302P825	30302P833		FJLBKX	12/25/2018	0.03830	0.01159
FT6662 MUNICIPAL INCOME PLUS CLOSED END PORTFOLIO SERIES 60	35-2590464	30302Q211	30302Q203	30302Q195	30302Q187		FVEZNX	1/25/2018	0.00020	0.00007
FT6662 MUNICIPAL INCOME PLUS CLOSED END PORTFOLIO SERIES 60	35-2590464	30302Q211	30302Q203	30302Q195	30302Q187		FVEZNX	1/25/2018	0.04150	0.01382
FT6662 MUNICIPAL INCOME PLUS CLOSED END PORTFOLIO SERIES 60	35-2590464	30302Q211	30302Q203	30302Q195	30302Q187		FVEZNX	2/25/2018	0.04070	0.01356
FT6662 MUNICIPAL INCOME PLUS CLOSED END PORTFOLIO SERIES 60	35-2590464	30302Q211	30302Q203	30302Q195	30302Q187		FVEZNX	3/25/2018	0.04070	0.01356

Issuer's Name	EIN	CUSIP 1	CUSIP 2	CUSIP 3	CUSIP 4	CUSIP 5	Ticker Symbol	Date of Corporate Action	Distribution Per Unit	Per Unit Reduction of Taxpayer's Basis
FT6651 RICHARD BERNSTEIN ADVISORS GLOBAL DIVIDEND KINGS22	35-2590508	30302Q583	30302Q591	30302Q609	30302Q617		FAEKRX	9/25/2018	0.02990	0.00327
FT6651 RICHARD BERNSTEIN ADVISORS GLOBAL DIVIDEND KINGS22	35-2590508	30302Q583	30302Q591	30302Q609	30302Q617		FAEKRX	10/25/2018	0.04540	0.00496
FT6651 RICHARD BERNSTEIN ADVISORS GLOBAL DIVIDEND KINGS22	35-2590508	30302Q583	30302Q591	30302Q609	30302Q617		FAEKRX	11/25/2018	0.00010	0.00001
FT6651 RICHARD BERNSTEIN ADVISORS GLOBAL DIVIDEND KINGS22	35-2590508	30302Q583	30302Q591	30302Q609	30302Q617		FAEKRX	11/25/2018	0.03280	0.00359
FT6651 RICHARD BERNSTEIN ADVISORS GLOBAL DIVIDEND KINGS22	35-2590508	30302Q583	30302Q591	30302Q609	30302Q617		FAEKRX	12/25/2018	0.02580	0.00282
FT6651 RICHARD BERNSTEIN ADVISORS GLOBAL DIVIDEND KINGS22	35-2590508	30302Q583	30302Q591	30302Q609	30302Q617		FAEKRX	12/25/2018	0.00210	0.00023
FT6677 DIVIDEND INCOME PLUS PORTFOLIO SERIES 27	35-2590497	30302Q724	30302Q716	30302Q708	30302Q732		FREYPX	1/25/2018	0.01480	0.00046
FT6677 DIVIDEND INCOME PLUS PORTFOLIO SERIES 27	35-2590497	30302Q724	30302Q716	30302Q708	30302Q732		FREYPX	3/25/2018	0.05630	0.00174
FT6677 DIVIDEND INCOME PLUS PORTFOLIO SERIES 27	35-2590497	30302Q724	30302Q716	30302Q708	30302Q732		FREYPX	4/25/2018	0.01880	0.00058
FT6677 DIVIDEND INCOME PLUS PORTFOLIO SERIES 27	35-2590497	30302Q724	30302Q716	30302Q708	30302Q732		FREYPX	5/25/2018	0.01900	0.00059
FT6677 DIVIDEND INCOME PLUS PORTFOLIO SERIES 27	35-2590497	30302Q724	30302Q716	30302Q708	30302Q732		FREYPX	6/25/2018	0.04870	0.00150
FT6677 DIVIDEND INCOME PLUS PORTFOLIO SERIES 27	35-2590497	30302Q724	30302Q716	30302Q708	30302Q732		FREYPX	7/25/2018	0.01810	0.00056
FT6677 DIVIDEND INCOME PLUS PORTFOLIO SERIES 27	35-2590497	30302Q724	30302Q716	30302Q708	30302Q732		FREYPX	8/25/2018	0.01080	0.00033
FT6677 DIVIDEND INCOME PLUS PORTFOLIO SERIES 27	35-2590497	30302Q724	30302Q716	30302Q708	30302Q732		FREYPX	9/25/2018	0.05690	0.00176
FT6677 DIVIDEND INCOME PLUS PORTFOLIO SERIES 27	35-2590497	30302Q724	30302Q716	30302Q708	30302Q732		FREYPX	10/25/2018	0.01430	0.00044
FT6677 DIVIDEND INCOME PLUS PORTFOLIO SERIES 27	35-2590497	30302Q724	30302Q716	30302Q708	30302Q732		FREYPX	11/25/2018	0.01170	0.00036
FT6677 DIVIDEND INCOME PLUS PORTFOLIO SERIES 27	35-2590497	30302Q724	30302Q716	30302Q708	30302Q732		FREYPX	12/25/2018	0.06860	0.00212
FT6677 DIVIDEND INCOME PLUS PORTFOLIO SERIES 27	35-2590497	30302Q724	30302Q716	30302Q708	30302Q732		FREYPX	12/25/2018	0.05080	0.00157
FT6647 HEALTH CARE SELECT PORTFOLIO SERIES 45	35-2590516	30302Q781	30302Q807	30302Q799	30302Q815		FDNAVX	6/25/2018	0.06520	0.00687
FT6647 HEALTH CARE SELECT PORTFOLIO SERIES 45	35-2590516	30302Q781	30302Q807	30302Q799	30302Q815		FDNAVX	12/25/2018	0.06250	0.00658
FT6647 HEALTH CARE SELECT PORTFOLIO SERIES 45	35-2590516	30302Q781	30302Q807	30302Q799	30302Q815		FDNAVX	12/25/2018	0.33470	0.03524
FT6681 CAPITAL STRENGTH BUY WRITE PORTFOLIO SERIES 32	35-2590504	30302Q823	30302Q831				FQPIMX	3/25/2018	0.11580	0.07184
FT6681 CAPITAL STRENGTH BUY WRITE PORTFOLIO SERIES 32	35-2590504	30302Q823	30302Q831				FQPIMX	6/25/2018	0.11640	0.07221
FT6681 CAPITAL STRENGTH BUY WRITE PORTFOLIO SERIES 32	35-2590504	30302Q823	30302Q831				FQPIMX	6/25/2018	0.07320	0.04541
FT6681 CAPITAL STRENGTH BUY WRITE PORTFOLIO SERIES 32	35-2590504	30302Q823	30302Q831				FQPIMX	12/25/2018	0.07860	0.04876
FT6681 CAPITAL STRENGTH BUY WRITE PORTFOLIO SERIES 32	35-2590504	30302Q823	30302Q831				FQPIMX	12/25/2018	0.45660	0.28327
FT6682 SENIOR LOAN LIMITED DURATION CLOSED END PORTFOLIO 74	35-2590461	30302Q856	30302Q849	30302Q864	30302Q872		FVGSXP	1/25/2018	0.05820	0.00764
FT6682 SENIOR LOAN LIMITED DURATION CLOSED END PORTFOLIO 74	35-2590461	30302Q856	30302Q849	30302Q864	30302Q872		FVGSXP	2/25/2018	0.05740	0.00754
FT6682 SENIOR LOAN LIMITED DURATION CLOSED END PORTFOLIO 74	35-2590461	30302Q856	30302Q849	30302Q864	30302Q872		FVGSXP	3/25/2018	0.05740	0.00754
FT6682 SENIOR LOAN LIMITED DURATION CLOSED END PORTFOLIO 74	35-2590461	30302Q856	30302Q849	30302Q864	30302Q872		FVGSXP	4/25/2018	0.05560	0.00730
FT6682 SENIOR LOAN LIMITED DURATION CLOSED END PORTFOLIO 74	35-2590461	30302Q856	30302Q849	30302Q864	30302Q872		FVGSXP	5/25/2018	0.05560	0.00730
FT6682 SENIOR LOAN LIMITED DURATION CLOSED END PORTFOLIO 74	35-2590461	30302Q856	30302Q849	30302Q864	30302Q872		FVGSXP	6/25/2018	0.05560	0.00730
FT6682 SENIOR LOAN LIMITED DURATION CLOSED END PORTFOLIO 74	35-2590461	30302Q856	30302Q849	30302Q864	30302Q872		FVGSXP	7/25/2018	0.05460	0.00717
FT6682 SENIOR LOAN LIMITED DURATION CLOSED END PORTFOLIO 74	35-2590461	30302Q856	30302Q849	30302Q864	30302Q872		FVGSXP	8/25/2018	0.05460	0.00717
FT6682 SENIOR LOAN LIMITED DURATION CLOSED END PORTFOLIO 74	35-2590461	30302Q856	30302Q849	30302Q864	30302Q872		FVGSXP	9/25/2018	0.05460	0.00717
FT6682 SENIOR LOAN LIMITED DURATION CLOSED END PORTFOLIO 74	35-2590461	30302Q856	30302Q849	30302Q864	30302Q872		FVGSXP	10/25/2018	0.05520	0.00725
FT6682 SENIOR LOAN LIMITED DURATION CLOSED END PORTFOLIO 74	35-2590461	30302Q856	30302Q849	30302Q864	30302Q872		FVGSXP	11/25/2018	0.00660	0.00087
FT6682 SENIOR LOAN LIMITED DURATION CLOSED END PORTFOLIO 74	35-2590461	30302Q856	30302Q849	30302Q864	30302Q872		FVGSXP	11/25/2018	0.05890	0.00773
FT6682 SENIOR LOAN LIMITED DURATION CLOSED END PORTFOLIO 74	35-2590461	30302Q856	30302Q849	30302Q864	30302Q872		FVGSXP	12/25/2018	0.05520	0.00725
FT6683 STRATEGIC INCOME ADVANTAGE SELECT CLOSED END 65	35-2590462	30302R102	30302R110	30302R128	30302R136		FGURJX	1/25/2018	0.05660	0.02022
FT6683 STRATEGIC INCOME ADVANTAGE SELECT CLOSED END 65	35-2590462	30302R102	30302R110	30302R128	30302R136		FGURJX	1/25/2018	0.07560	0.02701
FT6683 STRATEGIC INCOME ADVANTAGE SELECT CLOSED END 65	35-2590462	30302R102	30302R110	30302R128	30302R136		FGURJX	2/25/2018	0.00460	0.00164
FT6683 STRATEGIC INCOME ADVANTAGE SELECT CLOSED END 65	35-2590462	30302R102	30302R110	30302R128	30302R136		FGURJX	2/25/2018	0.05660	0.02022
FT6683 STRATEGIC INCOME ADVANTAGE SELECT CLOSED END 65	35-2590462	30302R102	30302R110	30302R128	30302R136		FGURJX	3/25/2018	0.05660	0.02022
FT6683 STRATEGIC INCOME ADVANTAGE SELECT CLOSED END 65	35-2590462	30302R102	30302R110	30302R128	30302R136		FGURJX	4/25/2018	0.05530	0.01976
FT6683 STRATEGIC INCOME ADVANTAGE SELECT CLOSED END 65	35-2590462	30302R102	30302R110	30302R128	30302R136		FGURJX	5/25/2018	0.05530	0.01976
FT6683 STRATEGIC INCOME ADVANTAGE SELECT CLOSED END 65	35-2590462	30302R102	30302R110	30302R128	30302R136		FGURJX	6/25/2018	0.05530	0.01976
FT6683 STRATEGIC INCOME ADVANTAGE SELECT CLOSED END 65	35-2590462	30302R102	30302R110	30302R128	30302R136		FGURJX	7/25/2018	0.05390	0.01926
FT6683 STRATEGIC INCOME ADVANTAGE SELECT CLOSED END 65	35-2590462	30302R102	30302R110	30302R128	30302R136		FGURJX	8/25/2018	0.05390	0.01926
FT6683 STRATEGIC INCOME ADVANTAGE SELECT CLOSED END 65	35-2590462	30302R102	30302R110	30302R128	30302R136		FGURJX	9/25/2018	0.05390	0.01926
FT6683 STRATEGIC INCOME ADVANTAGE SELECT CLOSED END 65	35-2590462	30302R102	30302R110	30302R128	30302R136		FGURJX	10/25/2018	0.05380	0.01922
FT6683 STRATEGIC INCOME ADVANTAGE SELECT CLOSED END 65	35-2590462	30302R102	30302R110	30302R128	30302R136		FGURJX	11/25/2018	0.05380	0.01922
FT6683 STRATEGIC INCOME ADVANTAGE SELECT CLOSED END 65	35-2590462	30302R102	30302R110	30302R128	30302R136		FGURJX	12/25/2018	0.05390	0.01926
FT6683 STRATEGIC INCOME ADVANTAGE SELECT CLOSED END 65	35-2590462	30302R102	30302R110	30302R128	30302R136		FGURJX	12/25/2018	0.05380	0.01922
FT6684 COVERED CALL SELECT CLOSED END PORTFOLIO SERIES 60	35-2590465	30302R169	30302R177	30302R151	30302R144		FJRWMX	1/25/2018	0.06260	0.03379
FT6684 COVERED CALL SELECT CLOSED END PORTFOLIO SERIES 60	35-2590465	30302R169	30302R177	30302R151	30302R144		FJRWMX	1/25/2018	0.05440	0.02936
FT6684 COVERED CALL SELECT CLOSED END PORTFOLIO SERIES 60	35-2590465	30302R169	30302R177	30302R151	30302R144		FJRWMX	2/25/2018	0.06260	0.03379
FT6684 COVERED CALL SELECT CLOSED END PORTFOLIO SERIES 60	35-2590465	30302R169	30302R177	30302R151	30302R144		FJRWMX	3/25/2018	0.06260	0.03379
FT6684 COVERED CALL SELECT CLOSED END PORTFOLIO SERIES 60	35-2590465	30302R169	30302R177	30302R151	30302R144		FJRWMX	4/25/2018	0.06360	0.03432
FT6684 COVERED CALL SELECT CLOSED END PORTFOLIO SERIES 60	35-2590465	30302R169	30302R177	30302R151	30302R144		FJRWMX	5/25/2018	0.06360	0.03432
FT6684 COVERED CALL SELECT CLOSED END PORTFOLIO SERIES 60	35-2590465	30302R169	30302R177	30302R151	30302R144		FJRWMX	6/25/2018	0.06360	0.03432

Issuer's Name	EIN	CUSIP 1	CUSIP 2	CUSIP 3	CUSIP 4	CUSIP 5	Ticker Symbol	Date of Corporate Action	Distribution Per Unit	Per Unit Reduction of Taxpayer's Basis
FT6694 ALTERNATIVE INCOME PORTFOLIO SERIES 23	35-2590524	30302T132	30302T116	30302T108	30302T124		FYJCEX	12/25/2018	0.05220	0.02244
FT6694 ALTERNATIVE INCOME PORTFOLIO SERIES 23	35-2590524	30302T132	30302T116	30302T108	30302T124		FYJCEX	12/25/2018	0.03380	0.01453
FT6705 MARKET STRENGTH ALLOCATION SELECT PORTFOLIO SERIES 27	35-2594896	30302T249	30302T223	30302T256	30302T231		FRPZWX	6/25/2018	0.08090	0.01903
FT6705 MARKET STRENGTH ALLOCATION SELECT PORTFOLIO SERIES 27	35-2594896	30302T249	30302T223	30302T256	30302T231		FRPZWX	12/25/2018	0.02220	0.00522
FT6705 MARKET STRENGTH ALLOCATION SELECT PORTFOLIO SERIES 27	35-2594896	30302T249	30302T223	30302T256	30302T231		FRPZWX	12/25/2018	0.19100	0.04492
FT6663 DEEP VALUE DIVIDEND PORTFOLIO SERIES 15	35-2590537	30302T355	30302T371	30302T363	30302T348		FWONTX	1/25/2018	0.01030	0.00273
FT6663 DEEP VALUE DIVIDEND PORTFOLIO SERIES 15	35-2590537	30302T355	30302T371	30302T363	30302T348		FWONTX	2/25/2018	0.02500	0.00663
FT6663 DEEP VALUE DIVIDEND PORTFOLIO SERIES 15	35-2590537	30302T355	30302T371	30302T363	30302T348		FWONTX	3/25/2018	0.05050	0.01338
FT6663 DEEP VALUE DIVIDEND PORTFOLIO SERIES 15	35-2590537	30302T355	30302T371	30302T363	30302T348		FWONTX	4/25/2018	0.03240	0.00859
FT6663 DEEP VALUE DIVIDEND PORTFOLIO SERIES 15	35-2590537	30302T355	30302T371	30302T363	30302T348		FWONTX	5/25/2018	0.01140	0.00302
FT6663 DEEP VALUE DIVIDEND PORTFOLIO SERIES 15	35-2590537	30302T355	30302T371	30302T363	30302T348		FWONTX	6/25/2018	0.03930	0.01041
FT6663 DEEP VALUE DIVIDEND PORTFOLIO SERIES 15	35-2590537	30302T355	30302T371	30302T363	30302T348		FWONTX	7/25/2018	0.04440	0.01177
FT6663 DEEP VALUE DIVIDEND PORTFOLIO SERIES 15	35-2590537	30302T355	30302T371	30302T363	30302T348		FWONTX	8/25/2018	0.01030	0.00273
FT6663 DEEP VALUE DIVIDEND PORTFOLIO SERIES 15	35-2590537	30302T355	30302T371	30302T363	30302T348		FWONTX	9/25/2018	0.04430	0.01174
FT6663 DEEP VALUE DIVIDEND PORTFOLIO SERIES 15	35-2590537	30302T355	30302T371	30302T363	30302T348		FWONTX	10/25/2018	0.03980	0.01055
FT6663 DEEP VALUE DIVIDEND PORTFOLIO SERIES 15	35-2590537	30302T355	30302T371	30302T363	30302T348		FWONTX	11/25/2018	0.01040	0.00276
FT6663 DEEP VALUE DIVIDEND PORTFOLIO SERIES 15	35-2590537	30302T355	30302T371	30302T363	30302T348		FWONTX	11/25/2018	0.53530	0.14185
FT6663 DEEP VALUE DIVIDEND PORTFOLIO SERIES 15	35-2590537	30302T355	30302T371	30302T363	30302T348		FWONTX	12/25/2018	0.04140	0.01097
FT6664 DIVIDEND STRENGTH PORTFOLIO SERIES 36	35-2590538	30302T405	30302T397	30302T413	30302T389		FJYVLX	1/25/2018	0.02090	0.00850
FT6664 DIVIDEND STRENGTH PORTFOLIO SERIES 36	35-2590538	30302T405	30302T397	30302T413	30302T389		FJYVLX	3/25/2018	0.03770	0.01534
FT6664 DIVIDEND STRENGTH PORTFOLIO SERIES 36	35-2590538	30302T405	30302T397	30302T413	30302T389		FJYVLX	4/25/2018	0.02540	0.01033
FT6664 DIVIDEND STRENGTH PORTFOLIO SERIES 36	35-2590538	30302T405	30302T397	30302T413	30302T389		FJYVLX	6/25/2018	0.04240	0.01725
FT6664 DIVIDEND STRENGTH PORTFOLIO SERIES 36	35-2590538	30302T405	30302T397	30302T413	30302T389		FJYVLX	7/25/2018	0.02110	0.00858
FT6664 DIVIDEND STRENGTH PORTFOLIO SERIES 36	35-2590538	30302T405	30302T397	30302T413	30302T389		FJYVLX	8/25/2018	0.04480	0.18229
FT6664 DIVIDEND STRENGTH PORTFOLIO SERIES 36	35-2590538	30302T405	30302T397	30302T413	30302T389		FJYVLX	9/25/2018	0.03270	0.01330
FT6664 DIVIDEND STRENGTH PORTFOLIO SERIES 36	35-2590538	30302T405	30302T397	30302T413	30302T389		FJYVLX	10/25/2018	0.02250	0.00915
FT6664 DIVIDEND STRENGTH PORTFOLIO SERIES 36	35-2590538	30302T405	30302T397	30302T413	30302T389		FJYVLX	12/25/2018	0.02910	0.01184
FT6664 DIVIDEND STRENGTH PORTFOLIO SERIES 36	35-2590538	30302T405	30302T397	30302T413	30302T389		FJYVLX	12/25/2018	0.04290	0.01745
FT6666 GLOBAL DIVIDEND PORTFOLIO SERIES 51	35-2590539	30302T454	30302T439	30302T447	30302T421		FKVJJPX	2/25/2018	0.03040	0.00041
FT6666 GLOBAL DIVIDEND PORTFOLIO SERIES 51	35-2590539	30302T454	30302T439	30302T447	30302T421		FKVJJPX	3/25/2018	0.02180	0.00030
FT6666 GLOBAL DIVIDEND PORTFOLIO SERIES 51	35-2590539	30302T454	30302T439	30302T447	30302T421		FKVJJPX	4/25/2018	0.04440	0.00060
FT6666 GLOBAL DIVIDEND PORTFOLIO SERIES 51	35-2590539	30302T454	30302T439	30302T447	30302T421		FKVJJPX	5/25/2018	0.05030	0.00068
FT6666 GLOBAL DIVIDEND PORTFOLIO SERIES 51	35-2590539	30302T454	30302T439	30302T447	30302T421		FKVJJPX	6/25/2018	0.05550	0.00075
FT6666 GLOBAL DIVIDEND PORTFOLIO SERIES 51	35-2590539	30302T454	30302T439	30302T447	30302T421		FKVJJPX	7/25/2018	0.03550	0.00048
FT6666 GLOBAL DIVIDEND PORTFOLIO SERIES 51	35-2590539	30302T454	30302T439	30302T447	30302T421		FKVJJPX	8/25/2018	0.03140	0.00043
FT6666 GLOBAL DIVIDEND PORTFOLIO SERIES 51	35-2590539	30302T454	30302T439	30302T447	30302T421		FKVJJPX	9/25/2018	0.04120	0.00056
FT6666 GLOBAL DIVIDEND PORTFOLIO SERIES 51	35-2590539	30302T454	30302T439	30302T447	30302T421		FKVJJPX	10/25/2018	0.01400	0.00019
FT6666 GLOBAL DIVIDEND PORTFOLIO SERIES 51	35-2590539	30302T454	30302T439	30302T447	30302T421		FKVJJPX	11/25/2018	0.02400	0.00033
FT6666 GLOBAL DIVIDEND PORTFOLIO SERIES 51	35-2590539	30302T454	30302T439	30302T447	30302T421		FKVJJPX	12/25/2018	0.01890	0.00026
FT6666 GLOBAL DIVIDEND PORTFOLIO SERIES 51	35-2590539	30302T454	30302T439	30302T447	30302T421		FKVJJPX	12/25/2018	0.03120	0.00042
FT6667 NASDAQ FACTOR DOGS OPPORTUNITY PORTFOLIO SERIES	35-2606615	30302T488	30302T496	30302T462	30302T470		FNHBLX	6/25/2018	0.09860	0.04689
FT6667 NASDAQ FACTOR DOGS OPPORTUNITY PORTFOLIO SERIES	35-2606615	30302T488	30302T496	30302T462	30302T470		FNHBLX	10/25/2018	0.34020	0.16180
FT6667 NASDAQ FACTOR DOGS OPPORTUNITY PORTFOLIO SERIES	35-2606615	30302T488	30302T496	30302T462	30302T470		FNHBLX	12/25/2018	0.10650	0.05065
FT6723 GLOBAL EQUITY INCOME CLOSED END PORTFOLIO SERIES 54	35-2590512	30302T686	30302T678	30302T660	30302T694		FBDLMX	1/25/2018	0.04090	0.02638
FT6723 GLOBAL EQUITY INCOME CLOSED END PORTFOLIO SERIES 54	35-2590512	30302T686	30302T678	30302T660	30302T694		FBDLMX	1/25/2018	0.06380	0.04115
FT6723 GLOBAL EQUITY INCOME CLOSED END PORTFOLIO SERIES 54	35-2590512	30302T686	30302T678	30302T660	30302T694		FBDLMX	2/25/2018	0.06380	0.04115
FT6723 GLOBAL EQUITY INCOME CLOSED END PORTFOLIO SERIES 54	35-2590512	30302T686	30302T678	30302T660	30302T694		FBDLMX	3/25/2018	0.06380	0.04115
FT6723 GLOBAL EQUITY INCOME CLOSED END PORTFOLIO SERIES 54	35-2590512	30302T686	30302T678	30302T660	30302T694		FBDLMX	4/25/2018	0.06370	0.04109
FT6723 GLOBAL EQUITY INCOME CLOSED END PORTFOLIO SERIES 54	35-2590512	30302T686	30302T678	30302T660	30302T694		FBDLMX	5/25/2018	0.06370	0.04109
FT6723 GLOBAL EQUITY INCOME CLOSED END PORTFOLIO SERIES 54	35-2590512	30302T686	30302T678	30302T660	30302T694		FBDLMX	6/25/2018	0.06370	0.04109
FT6723 GLOBAL EQUITY INCOME CLOSED END PORTFOLIO SERIES 54	35-2590512	30302T686	30302T678	30302T660	30302T694		FBDLMX	7/25/2018	0.06330	0.04083
FT6723 GLOBAL EQUITY INCOME CLOSED END PORTFOLIO SERIES 54	35-2590512	30302T686	30302T678	30302T660	30302T694		FBDLMX	8/25/2018	0.06330	0.04083
FT6723 GLOBAL EQUITY INCOME CLOSED END PORTFOLIO SERIES 54	35-2590512	30302T686	30302T678	30302T660	30302T694		FBDLMX	9/25/2018	0.06330	0.04083
FT6723 GLOBAL EQUITY INCOME CLOSED END PORTFOLIO SERIES 54	35-2590512	30302T686	30302T678	30302T660	30302T694		FBDLMX	10/25/2018	0.06280	0.04038
FT6723 GLOBAL EQUITY INCOME CLOSED END PORTFOLIO SERIES 54	35-2590512	30302T686	30302T678	30302T660	30302T694		FBDLMX	11/25/2018	0.06280	0.04038
FT6723 GLOBAL EQUITY INCOME CLOSED END PORTFOLIO SERIES 54	35-2590512	30302T686	30302T678	30302T660	30302T694		FBDLMX	12/25/2018	0.07050	0.00484
FT6723 GLOBAL EQUITY INCOME CLOSED END PORTFOLIO SERIES 54	35-2590512	30302T686	30302T678	30302T660	30302T694		FBDLMX	12/25/2018	0.06260	0.04038
FT6696 AEROSPACE DEFENSE PORTFOLIO SERIES 17	35-2590534	30302T793	30302T785	30302T819	30302T801		FPKERX	6/25/2018	0.07150	0.02996
FT6696 AEROSPACE DEFENSE PORTFOLIO SERIES 17	35-2590534	30302T793	30302T785	30302T819	30302T801		FPKERX	7/25/2018	0.53140	0.22286
FT6696 AEROSPACE DEFENSE PORTFOLIO SERIES 17	35-2590534	30302T793	30302T785	30302T819	30302T801		FPKERX	12/25/2018	0.34580	0.14489

Issuer's Name	EIN	CUSIP 1	CUSIP 2	CUSIP 3	CUSIP 4	CUSIP 5	Ticker Symbol	Date of Corporate Action	Distribution Per Unit	Per Unit Reduction of Taxpayer's Basis
FT6696 AEROSPACE DEFENSE PORTFOLIO SERIES 17	35-2590534	30302T793	30302T785	30302T819	30302T801		FKKERX	12/25/2018	0.05350	0.02242
FT6697 US INFRASTRUCTURE PORTFOLIO SERIES 11	35-2590535	30302T835	30302T850	30302T843	30302T827		FLCZQX	6/25/2018	0.06660	0.01439
FT6697 US INFRASTRUCTURE PORTFOLIO SERIES 11	35-2590535	30302T835	30302T850	30302T843	30302T827		FLCZQX	12/25/2018	0.06070	0.01311
FT6700 DEFENSIVE EQUITY PORTFOLIO SERIES 41	35-2590546	30302U139	30302U105	30302U121	30302U113		FQUPAX	6/25/2018	0.07850	0.04309
FT6700 DEFENSIVE EQUITY PORTFOLIO SERIES 41	35-2590546	30302U139	30302U105	30302U121	30302U113		FQUPAX	11/25/2018	0.22940	0.12592
FT6700 DEFENSIVE EQUITY PORTFOLIO SERIES 41	35-2590546	30302U139	30302U105	30302U121	30302U113		FQUPAX	12/25/2018	0.07440	0.04084
FT6700 DEFENSIVE EQUITY PORTFOLIO SERIES 41	35-2590546	30302U139	30302U105	30302U121	30302U113		FQUPAX	12/25/2018	0.30770	0.16890
FT6701 STRATEGIC INCOME SELECT CLOSED-END PORTFOLIO SER 30	35-2590547	30302U154	30302U147	30302U162	30302U170		FDSTJX	1/25/2018	0.02640	0.01082
FT6701 STRATEGIC INCOME SELECT CLOSED-END PORTFOLIO SER 30	35-2590547	30302U154	30302U147	30302U162	30302U170		FDSTJX	8/25/2018	0.06710	0.02749
FT6701 STRATEGIC INCOME SELECT CLOSED-END PORTFOLIO SER 30	35-2590547	30302U154	30302U147	30302U162	30302U170		FDSTJX	2/25/2018	0.00970	0.00397
FT6701 STRATEGIC INCOME SELECT CLOSED-END PORTFOLIO SER 30	35-2590547	30302U154	30302U147	30302U162	30302U170		FDSTJX	2/25/2018	0.06590	0.02700
FT6701 STRATEGIC INCOME SELECT CLOSED-END PORTFOLIO SER 30	35-2590547	30302U154	30302U147	30302U162	30302U170		FDSTJX	3/25/2018	0.01210	0.00496
FT6701 STRATEGIC INCOME SELECT CLOSED-END PORTFOLIO SER 30	35-2590547	30302U154	30302U147	30302U162	30302U170		FDSTJX	3/25/2018	0.06590	0.02700
FT6701 STRATEGIC INCOME SELECT CLOSED-END PORTFOLIO SER 30	35-2590547	30302U154	30302U147	30302U162	30302U170		FDSTJX	4/25/2018	0.06340	0.02597
FT6701 STRATEGIC INCOME SELECT CLOSED-END PORTFOLIO SER 30	35-2590547	30302U154	30302U147	30302U162	30302U170		FDSTJX	5/25/2018	0.06340	0.02597
FT6701 STRATEGIC INCOME SELECT CLOSED-END PORTFOLIO SER 30	35-2590547	30302U154	30302U147	30302U162	30302U170		FDSTJX	6/25/2018	0.00570	0.00234
FT6701 STRATEGIC INCOME SELECT CLOSED-END PORTFOLIO SER 30	35-2590547	30302U154	30302U147	30302U162	30302U170		FDSTJX	6/25/2018	0.06340	0.02597
FT6701 STRATEGIC INCOME SELECT CLOSED-END PORTFOLIO SER 30	35-2590547	30302U154	30302U147	30302U162	30302U170		FDSTJX	7/25/2018	0.06240	0.02557
FT6701 STRATEGIC INCOME SELECT CLOSED-END PORTFOLIO SER 30	35-2590547	30302U154	30302U147	30302U162	30302U170		FDSTJX	8/25/2018	0.06240	0.02557
FT6701 STRATEGIC INCOME SELECT CLOSED-END PORTFOLIO SER 30	35-2590547	30302U154	30302U147	30302U162	30302U170		FDSTJX	9/25/2018	0.00570	0.00234
FT6701 STRATEGIC INCOME SELECT CLOSED-END PORTFOLIO SER 30	35-2590547	30302U154	30302U147	30302U162	30302U170		FDSTJX	9/25/2018	0.06240	0.02557
FT6701 STRATEGIC INCOME SELECT CLOSED-END PORTFOLIO SER 30	35-2590547	30302U154	30302U147	30302U162	30302U170		FDSTJX	10/25/2018	0.06190	0.02536
FT6701 STRATEGIC INCOME SELECT CLOSED-END PORTFOLIO SER 30	35-2590547	30302U154	30302U147	30302U162	30302U170		FDSTJX	11/25/2018	0.06260	0.02565
FT6701 STRATEGIC INCOME SELECT CLOSED-END PORTFOLIO SER 30	35-2590547	30302U154	30302U147	30302U162	30302U170		FDSTJX	11/25/2018	0.00480	0.00197
FT6701 STRATEGIC INCOME SELECT CLOSED-END PORTFOLIO SER 30	35-2590547	30302U154	30302U147	30302U162	30302U170		FDSTJX	12/25/2018	0.06190	0.02536
FT6701 STRATEGIC INCOME SELECT CLOSED-END PORTFOLIO SER 30	35-2590547	30302U154	30302U147	30302U162	30302U170		FDSTJX	12/25/2018	0.00570	0.00234
FT6718 TACTICAL INCOME PORTFOLIO SERIES 47	35-2590529	30302U261	30302U279	30302U287	30302U295		FRNMPX	1/25/2018	0.05970	0.01183
FT6718 TACTICAL INCOME PORTFOLIO SERIES 47	35-2590529	30302U261	30302U279	30302U287	30302U295		FRNMPX	2/25/2018	0.02760	0.00547
FT6718 TACTICAL INCOME PORTFOLIO SERIES 47	35-2590529	30302U261	30302U279	30302U287	30302U295		FRNMPX	3/25/2018	0.05800	0.01150
FT6718 TACTICAL INCOME PORTFOLIO SERIES 47	35-2590529	30302U261	30302U279	30302U287	30302U295		FRNMPX	4/25/2018	0.04740	0.00939
FT6718 TACTICAL INCOME PORTFOLIO SERIES 47	35-2590529	30302U261	30302U279	30302U287	30302U295		FRNMPX	4/25/2018	0.07110	0.01409
FT6718 TACTICAL INCOME PORTFOLIO SERIES 47	35-2590529	30302U261	30302U279	30302U287	30302U295		FRNMPX	5/25/2018	0.05430	0.01076
FT6718 TACTICAL INCOME PORTFOLIO SERIES 47	35-2590529	30302U261	30302U279	30302U287	30302U295		FRNMPX	6/25/2018	0.05680	0.01126
FT6718 TACTICAL INCOME PORTFOLIO SERIES 47	35-2590529	30302U261	30302U279	30302U287	30302U295		FRNMPX	7/25/2018	0.05090	0.01009
FT6718 TACTICAL INCOME PORTFOLIO SERIES 47	35-2590529	30302U261	30302U279	30302U287	30302U295		FRNMPX	8/25/2018	0.06500	0.01288
FT6718 TACTICAL INCOME PORTFOLIO SERIES 47	35-2590529	30302U261	30302U279	30302U287	30302U295		FRNMPX	9/25/2018	0.05160	0.01023
FT6718 TACTICAL INCOME PORTFOLIO SERIES 47	35-2590529	30302U261	30302U279	30302U287	30302U295		FRNMPX	10/25/2018	0.04970	0.00985
FT6718 TACTICAL INCOME PORTFOLIO SERIES 47	35-2590529	30302U261	30302U279	30302U287	30302U295		FRNMPX	11/25/2018	0.04950	0.00981
FT6718 TACTICAL INCOME PORTFOLIO SERIES 47	35-2590529	30302U261	30302U279	30302U287	30302U295		FRNMPX	12/25/2018	0.04770	0.00945
FT6715 LIMITED DURATION FIXED INCOME ETF PORTFOLIO SERIES 20	35-2594870	30302V137	30302V129	30302V111	30302V103		FVEYOX	1/25/2018	0.03250	0.00146
FT6715 LIMITED DURATION FIXED INCOME ETF PORTFOLIO SERIES 20	35-2594870	30302V137	30302V129	30302V111	30302V103		FVEYOX	1/25/2018	0.00880	0.00040
FT6715 LIMITED DURATION FIXED INCOME ETF PORTFOLIO SERIES 20	35-2594870	30302V137	30302V129	30302V111	30302V103		FVEYOX	2/25/2018	0.03250	0.00146
FT6715 LIMITED DURATION FIXED INCOME ETF PORTFOLIO SERIES 20	35-2594870	30302V137	30302V129	30302V111	30302V103		FVEYOX	3/25/2018	0.03250	0.00146
FT6715 LIMITED DURATION FIXED INCOME ETF PORTFOLIO SERIES 20	35-2594870	30302V137	30302V129	30302V111	30302V103		FVEYOX	4/25/2018	0.03190	0.00144
FT6715 LIMITED DURATION FIXED INCOME ETF PORTFOLIO SERIES 20	35-2594870	30302V137	30302V129	30302V111	30302V103		FVEYOX	5/25/2018	0.03190	0.00144
FT6715 LIMITED DURATION FIXED INCOME ETF PORTFOLIO SERIES 20	35-2594870	30302V137	30302V129	30302V111	30302V103		FVEYOX	6/25/2018	0.03190	0.00144
FT6715 LIMITED DURATION FIXED INCOME ETF PORTFOLIO SERIES 20	35-2594870	30302V137	30302V129	30302V111	30302V103		FVEYOX	7/25/2018	0.03340	0.00150
FT6715 LIMITED DURATION FIXED INCOME ETF PORTFOLIO SERIES 20	35-2594870	30302V137	30302V129	30302V111	30302V103		FVEYOX	8/25/2018	0.03340	0.00150
FT6715 LIMITED DURATION FIXED INCOME ETF PORTFOLIO SERIES 20	35-2594870	30302V137	30302V129	30302V111	30302V103		FVEYOX	9/25/2018	0.03340	0.00150
FT6715 LIMITED DURATION FIXED INCOME ETF PORTFOLIO SERIES 20	35-2594870	30302V137	30302V129	30302V111	30302V103		FVEYOX	10/25/2018	0.00030	0.00001
FT6715 LIMITED DURATION FIXED INCOME ETF PORTFOLIO SERIES 20	35-2594870	30302V137	30302V129	30302V111	30302V103		FVEYOX	10/25/2018	0.03280	0.00148
FT6715 LIMITED DURATION FIXED INCOME ETF PORTFOLIO SERIES 20	35-2594870	30302V137	30302V129	30302V111	30302V103		FVEYOX	11/25/2018	0.03280	0.00148
FT6715 LIMITED DURATION FIXED INCOME ETF PORTFOLIO SERIES 20	35-2594870	30302V137	30302V129	30302V111	30302V103		FVEYOX	12/25/2018	0.03280	0.00148
FT6715 LIMITED DURATION FIXED INCOME ETF PORTFOLIO SERIES 20	35-2594870	30302V137	30302V129	30302V111	30302V103		FVEYOX	12/25/2018	0.01270	0.00057
FT6724 MUNICIPAL ADVANTAGE CLOSED-END AND ETF PORT SER 42	35-2594871	30302V178	30302V160	30302V145	30302V152		FDTMLX	1/25/2018	0.02480	0.00202
FT6724 MUNICIPAL ADVANTAGE CLOSED-END AND ETF PORT SER 42	35-2594871	30302V178	30302V160	30302V145	30302V152		FDTMLX	1/25/2018	0.00630	0.00051
FT6724 MUNICIPAL ADVANTAGE CLOSED-END AND ETF PORT SER 42	35-2594871	30302V178	30302V160	30302V145	30302V152		FDTMLX	2/25/2018	0.02480	0.00202
FT6724 MUNICIPAL ADVANTAGE CLOSED-END AND ETF PORT SER 42	35-2594871	30302V178	30302V160	30302V145	30302V152		FDTMLX	3/25/2018	0.02480	0.00202
FT6724 MUNICIPAL ADVANTAGE CLOSED-END AND ETF PORT SER 42	35-2594871	30302V178	30302V160	30302V145	30302V152		FDTMLX	4/25/2018	0.02500	0.00203
FT6724 MUNICIPAL ADVANTAGE CLOSED-END AND ETF PORT SER 42	35-2594871	30302V178	30302V160	30302V145	30302V152		FDTMLX	5/25/2018	0.02500	0.00203
FT6724 MUNICIPAL ADVANTAGE CLOSED-END AND ETF PORT SER 42	35-2594871	30302V178	30302V160	30302V145	30302V152		FDTMLX	6/25/2018	0.02500	0.00203

Issuer's Name	EIN	CUSIP 1	CUSIP 2	CUSIP 3	CUSIP 4	CUSIP 5	Ticker Symbol	Date of Corporate Action	Distribution Per Unit	Per Unit Reduction of Taxpayer's Basis
FT6724 MUNICIPAL ADVANTAGE CLOSED-END AND ETF PORT SER 42	35-2594871	30302V178	30302V160	30302V145	30302V152		FDTMLX	7/25/2018	0.02460	0.00200
FT6724 MUNICIPAL ADVANTAGE CLOSED-END AND ETF PORT SER 42	35-2594871	30302V178	30302V160	30302V145	30302V152		FDTMLX	8/25/2018	0.02460	0.00200
FT6724 MUNICIPAL ADVANTAGE CLOSED-END AND ETF PORT SER 42	35-2594871	30302V178	30302V160	30302V145	30302V152		FDTMLX	9/25/2018	0.02460	0.00200
FT6724 MUNICIPAL ADVANTAGE CLOSED-END AND ETF PORT SER 42	35-2594871	30302V178	30302V160	30302V145	30302V152		FDTMLX	10/25/2018	0.02460	0.00200
FT6724 MUNICIPAL ADVANTAGE CLOSED-END AND ETF PORT SER 42	35-2594871	30302V178	30302V160	30302V145	30302V152		FDTMLX	11/25/2018	0.02460	0.00200
FT6724 MUNICIPAL ADVANTAGE CLOSED-END AND ETF PORT SER 42	35-2594871	30302V178	30302V160	30302V145	30302V152		FDTMLX	12/25/2018	0.02460	0.00200
FT6725 INTEREST RATE HEDGE PORTFOLIO SERIES 110	35-2590519	30302V202	30302V186	30302V210	30302V194		FTBRDX	1/25/2018	0.04580	0.01467
FT6725 INTEREST RATE HEDGE PORTFOLIO SERIES 110	35-2590519	30302V202	30302V186	30302V210	30302V194		FTBRDX	2/25/2018	0.02310	0.00740
FT6725 INTEREST RATE HEDGE PORTFOLIO SERIES 110	35-2590519	30302V202	30302V186	30302V210	30302V194		FTBRDX	3/25/2018	0.06500	0.02081
FT6725 INTEREST RATE HEDGE PORTFOLIO SERIES 110	35-2590519	30302V202	30302V186	30302V210	30302V194		FTBRDX	4/25/2018	0.03860	0.01236
FT6725 INTEREST RATE HEDGE PORTFOLIO SERIES 110	35-2590519	30302V202	30302V186	30302V210	30302V194		FTBRDX	5/25/2018	0.03230	0.01034
FT6725 INTEREST RATE HEDGE PORTFOLIO SERIES 110	35-2590519	30302V202	30302V186	30302V210	30302V194		FTBRDX	6/25/2018	0.06620	0.02120
FT6725 INTEREST RATE HEDGE PORTFOLIO SERIES 110	35-2590519	30302V202	30302V186	30302V210	30302V194		FTBRDX	7/25/2018	0.03790	0.01214
FT6725 INTEREST RATE HEDGE PORTFOLIO SERIES 110	35-2590519	30302V202	30302V186	30302V210	30302V194		FTBRDX	8/25/2018	0.02970	0.00951
FT6725 INTEREST RATE HEDGE PORTFOLIO SERIES 110	35-2590519	30302V202	30302V186	30302V210	30302V194		FTBRDX	9/25/2018	0.06590	0.02110
FT6725 INTEREST RATE HEDGE PORTFOLIO SERIES 110	35-2590519	30302V202	30302V186	30302V210	30302V194		FTBRDX	10/25/2018	0.03920	0.01255
FT6725 INTEREST RATE HEDGE PORTFOLIO SERIES 110	35-2590519	30302V202	30302V186	30302V210	30302V194		FTBRDX	11/25/2018	0.03110	0.00996
FT6725 INTEREST RATE HEDGE PORTFOLIO SERIES 110	35-2590519	30302V202	30302V186	30302V210	30302V194		FTBRDX	12/25/2018	0.06570	0.02104
FT6725 INTEREST RATE HEDGE PORTFOLIO SERIES 110	35-2590519	30302V202	30302V186	30302V210	30302V194		FTBRDX	12/25/2018	0.02970	0.00951
FT6727 BALANCED INCOME SELECT PORTFOLIO SERIES 68	35-2590527	30302V236	30302V251	30302V228	30302V244		FRJBWX	1/25/2018	0.03660	0.00571
FT6727 BALANCED INCOME SELECT PORTFOLIO SERIES 68	35-2590527	30302V236	30302V251	30302V228	30302V244		FRJBWX	1/25/2018	0.00360	0.00056
FT6727 BALANCED INCOME SELECT PORTFOLIO SERIES 68	35-2590527	30302V236	30302V251	30302V228	30302V244		FRJBWX	2/25/2018	0.03010	0.00469
FT6727 BALANCED INCOME SELECT PORTFOLIO SERIES 68	35-2590527	30302V236	30302V251	30302V228	30302V244		FRJBWX	3/25/2018	0.04800	0.00748
FT6727 BALANCED INCOME SELECT PORTFOLIO SERIES 68	35-2590527	30302V236	30302V251	30302V228	30302V244		FRJBWX	4/25/2018	0.03660	0.00571
FT6727 BALANCED INCOME SELECT PORTFOLIO SERIES 68	35-2590527	30302V236	30302V251	30302V228	30302V244		FRJBWX	5/25/2018	0.04400	0.00686
FT6727 BALANCED INCOME SELECT PORTFOLIO SERIES 68	35-2590527	30302V236	30302V251	30302V228	30302V244		FRJBWX	6/25/2018	0.04890	0.00762
FT6727 BALANCED INCOME SELECT PORTFOLIO SERIES 68	35-2590527	30302V236	30302V251	30302V228	30302V244		FRJBWX	7/25/2018	0.03530	0.00550
FT6727 BALANCED INCOME SELECT PORTFOLIO SERIES 68	35-2590527	30302V236	30302V251	30302V228	30302V244		FRJBWX	8/25/2018	0.03580	0.00558
FT6727 BALANCED INCOME SELECT PORTFOLIO SERIES 68	35-2590527	30302V236	30302V251	30302V228	30302V244		FRJBWX	9/25/2018	0.05440	0.00848
FT6727 BALANCED INCOME SELECT PORTFOLIO SERIES 68	35-2590527	30302V236	30302V251	30302V228	30302V244		FRJBWX	10/25/2018	0.03580	0.00558
FT6727 BALANCED INCOME SELECT PORTFOLIO SERIES 68	35-2590527	30302V236	30302V251	30302V228	30302V244		FRJBWX	11/25/2018	0.03450	0.00538
FT6727 BALANCED INCOME SELECT PORTFOLIO SERIES 68	35-2590527	30302V236	30302V251	30302V228	30302V244		FRJBWX	12/25/2018	0.05280	0.00823
FT6727 BALANCED INCOME SELECT PORTFOLIO SERIES 68	35-2590527	30302V236	30302V251	30302V228	30302V244		FRJBWX	12/25/2018	0.08740	0.01363
FT6726 TAX ADVANTAGED MUNICIPAL CLOSED END PORTFOLIO SER 51	35-2590520	30302V285	30302V277	30302V269	30302V293		FRAJCX	1/25/2018	0.03810	0.00416
FT6726 TAX ADVANTAGED MUNICIPAL CLOSED END PORTFOLIO SER 51	35-2590520	30302V285	30302V277	30302V269	30302V293		FRAJCX	1/25/2018	0.00630	0.00069
FT6726 TAX ADVANTAGED MUNICIPAL CLOSED END PORTFOLIO SER 51	35-2590520	30302V285	30302V277	30302V269	30302V293		FRAJCX	2/25/2018	0.03720	0.00406
FT6726 TAX ADVANTAGED MUNICIPAL CLOSED END PORTFOLIO SER 51	35-2590520	30302V285	30302V277	30302V269	30302V293		FRAJCX	3/25/2018	0.03720	0.00406
FT6726 TAX ADVANTAGED MUNICIPAL CLOSED END PORTFOLIO SER 51	35-2590520	30302V285	30302V277	30302V269	30302V293		FRAJCX	4/25/2018	0.03570	0.00390
FT6726 TAX ADVANTAGED MUNICIPAL CLOSED END PORTFOLIO SER 51	35-2590520	30302V285	30302V277	30302V269	30302V293		FRAJCX	5/25/2018	0.03570	0.00390
FT6726 TAX ADVANTAGED MUNICIPAL CLOSED END PORTFOLIO SER 51	35-2590520	30302V285	30302V277	30302V269	30302V293		FRAJCX	6/25/2018	0.03570	0.00390
FT6726 TAX ADVANTAGED MUNICIPAL CLOSED END PORTFOLIO SER 51	35-2590520	30302V285	30302V277	30302V269	30302V293		FRAJCX	7/25/2018	0.03470	0.00379
FT6726 TAX ADVANTAGED MUNICIPAL CLOSED END PORTFOLIO SER 51	35-2590520	30302V285	30302V277	30302V269	30302V293		FRAJCX	8/25/2018	0.03470	0.00379
FT6726 TAX ADVANTAGED MUNICIPAL CLOSED END PORTFOLIO SER 51	35-2590520	30302V285	30302V277	30302V269	30302V293		FRAJCX	9/25/2018	0.03470	0.00379
FT6726 TAX ADVANTAGED MUNICIPAL CLOSED END PORTFOLIO SER 51	35-2590520	30302V285	30302V277	30302V269	30302V293		FRAJCX	10/25/2018	0.03390	0.00370
FT6726 TAX ADVANTAGED MUNICIPAL CLOSED END PORTFOLIO SER 51	35-2590520	30302V285	30302V277	30302V269	30302V293		FRAJCX	11/25/2018	0.03390	0.00370
FT6726 TAX ADVANTAGED MUNICIPAL CLOSED END PORTFOLIO SER 51	35-2590520	30302V285	30302V277	30302V269	30302V293		FRAJCX	12/25/2018	0.03390	0.00370
FT6760 GLOBAL EQUITY PURCHASING POWER PORTFOLIO SERIES 3	35-2594912	30302V327	30302V319	30302V301	30302V335		FSALPX	1/25/2018	0.03360	0.00249
FT6760 GLOBAL EQUITY PURCHASING POWER PORTFOLIO SERIES 3	35-2594912	30302V327	30302V319	30302V301	30302V335		FSALPX	2/25/2018	0.01190	0.00088
FT6760 GLOBAL EQUITY PURCHASING POWER PORTFOLIO SERIES 3	35-2594912	30302V327	30302V319	30302V301	30302V335		FSALPX	3/25/2018	0.03450	0.00256
FT6760 GLOBAL EQUITY PURCHASING POWER PORTFOLIO SERIES 3	35-2594912	30302V327	30302V319	30302V301	30302V335		FSALPX	4/25/2018	0.05290	0.00393
FT6760 GLOBAL EQUITY PURCHASING POWER PORTFOLIO SERIES 3	35-2594912	30302V327	30302V319	30302V301	30302V335		FSALPX	5/25/2018	0.02200	0.00163
FT6760 GLOBAL EQUITY PURCHASING POWER PORTFOLIO SERIES 3	35-2594912	30302V327	30302V319	30302V301	30302V335		FSALPX	6/25/2018	0.06050	0.00449
FT6760 GLOBAL EQUITY PURCHASING POWER PORTFOLIO SERIES 3	35-2594912	30302V327	30302V319	30302V301	30302V335		FSALPX	7/25/2018	0.04850	0.00360
FT6760 GLOBAL EQUITY PURCHASING POWER PORTFOLIO SERIES 3	35-2594912	30302V327	30302V319	30302V301	30302V335		FSALPX	8/25/2018	0.03010	0.00223
FT6760 GLOBAL EQUITY PURCHASING POWER PORTFOLIO SERIES 3	35-2594912	30302V327	30302V319	30302V301	30302V335		FSALPX	9/25/2018	0.04200	0.00312
FT6760 GLOBAL EQUITY PURCHASING POWER PORTFOLIO SERIES 3	35-2594912	30302V327	30302V319	30302V301	30302V335		FSALPX	10/25/2018	0.04850	0.00360
FT6760 GLOBAL EQUITY PURCHASING POWER PORTFOLIO SERIES 3	35-2594912	30302V327	30302V319	30302V301	30302V335		FSALPX	11/25/2018	0.01610	0.00119
FT6760 GLOBAL EQUITY PURCHASING POWER PORTFOLIO SERIES 3	35-2594912	30302V327	30302V319	30302V301	30302V335		FSALPX	12/25/2018	0.04390	0.00326
FT6760 GLOBAL EQUITY PURCHASING POWER PORTFOLIO SERIES 3	35-2594912	30302V327	30302V319	30302V301	30302V335		FSALPX	12/25/2018	0.03920	0.00291
FT6706 EUROPEAN TARGET HIGH QUALITY DIVIDEND PORT SER 14	35-2596522	30302V509	30302V525	30302V517	30302V533		FRYATX	4/25/2018	0.04350	0.00139
FT6706 EUROPEAN TARGET HIGH QUALITY DIVIDEND PORT SER 14	35-2596522	30302V509	30302V525	30302V517	30302V533		FRYATX	5/25/2018	0.13350	0.00427
FT6706 EUROPEAN TARGET HIGH QUALITY DIVIDEND PORT SER 14	35-2596522	30302V509	30302V525	30302V517	30302V533		FRYATX	6/25/2018	0.06980	0.00223

Issuer's Name	EIN	CUSIP 1	CUSIP 2	CUSIP 3	CUSIP 4	CUSIP 5	Ticker Symbol	Date of Corporate Action	Distribution Per Unit	Per Unit Reduction of Taxpayer's Basis
FT6706 EUROPEAN TARGET HIGH QUALITY DIVIDEND PORT SER 14	35-2596522	30302V509	30302V525	30302V517	30302V533		FRYATX	7/25/2018	0.02400	0.00077
FT6706 EUROPEAN TARGET HIGH QUALITY DIVIDEND PORT SER 14	35-2596522	30302V509	30302V525	30302V517	30302V533		FRYATX	7/25/2018	0.00440	0.00014
FT6706 EUROPEAN TARGET HIGH QUALITY DIVIDEND PORT SER 14	35-2596522	30302V509	30302V525	30302V517	30302V533		FRYATX	8/25/2018	0.01390	0.00044
FT6708 INCOME ALLOCATION CLOSED END 3Q 17	35-2596542	30302V624	30302V657	30302V632	30302V640		FKLUAX	1/25/2018	0.00060	0.00028
FT6708 INCOME ALLOCATION CLOSED END 3Q 17	35-2596542	30302V624	30302V657	30302V632	30302V640		FKLUAX	1/25/2018	0.06280	0.02974
FT6708 INCOME ALLOCATION CLOSED END 3Q 17	35-2596542	30302V624	30302V657	30302V632	30302V640		FKLUAX	2/25/2018	0.06170	0.02921
FT6708 INCOME ALLOCATION CLOSED END 3Q 17	35-2596542	30302V624	30302V657	30302V632	30302V640		FKLUAX	3/25/2018	0.06170	0.02921
FT6708 INCOME ALLOCATION CLOSED END 3Q 17	35-2596542	30302V624	30302V657	30302V632	30302V640		FKLUAX	4/25/2018	0.06100	0.02888
FT6708 INCOME ALLOCATION CLOSED END 3Q 17	35-2596542	30302V624	30302V657	30302V632	30302V640		FKLUAX	5/25/2018	0.06100	0.02888
FT6708 INCOME ALLOCATION CLOSED END 3Q 17	35-2596542	30302V624	30302V657	30302V632	30302V640		FKLUAX	6/25/2018	0.06100	0.02888
FT6708 INCOME ALLOCATION CLOSED END 3Q 17	35-2596542	30302V624	30302V657	30302V632	30302V640		FKLUAX	7/25/2018	0.06030	0.02855
FT6708 INCOME ALLOCATION CLOSED END 3Q 17	35-2596542	30302V624	30302V657	30302V632	30302V640		FKLUAX	8/25/2018	0.06030	0.02855
FT6708 INCOME ALLOCATION CLOSED END 3Q 17	35-2596542	30302V624	30302V657	30302V632	30302V640		FKLUAX	9/25/2018	0.06030	0.02855
FT6729 MUNICIPAL INCOME SELECT CLOSED-END PORTFOLIO SER 85	35-2590528	30302V731	30302V723	30302V715	30302V707		FTMNWX	1/25/2018	0.00010	0.00004
FT6729 MUNICIPAL INCOME SELECT CLOSED-END PORTFOLIO SER 85	35-2590528	30302V731	30302V723	30302V715	30302V707		FTMNWX	1/25/2018	0.04030	0.01413
FT6729 MUNICIPAL INCOME SELECT CLOSED-END PORTFOLIO SER 85	35-2590528	30302V731	30302V723	30302V715	30302V707		FTMNWX	2/25/2018	0.04000	0.01402
FT6729 MUNICIPAL INCOME SELECT CLOSED-END PORTFOLIO SER 85	35-2590528	30302V731	30302V723	30302V715	30302V707		FTMNWX	3/25/2018	0.04000	0.01402
FT6729 MUNICIPAL INCOME SELECT CLOSED-END PORTFOLIO SER 85	35-2590528	30302V731	30302V723	30302V715	30302V707		FTMNWX	4/25/2018	0.03780	0.01325
FT6729 MUNICIPAL INCOME SELECT CLOSED-END PORTFOLIO SER 85	35-2590528	30302V731	30302V723	30302V715	30302V707		FTMNWX	5/25/2018	0.03780	0.01325
FT6729 MUNICIPAL INCOME SELECT CLOSED-END PORTFOLIO SER 85	35-2590528	30302V731	30302V723	30302V715	30302V707		FTMNWX	6/25/2018	0.03780	0.01325
FT6729 MUNICIPAL INCOME SELECT CLOSED-END PORTFOLIO SER 85	35-2590528	30302V731	30302V723	30302V715	30302V707		FTMNWX	7/25/2018	0.03660	0.01283
FT6729 MUNICIPAL INCOME SELECT CLOSED-END PORTFOLIO SER 85	35-2590528	30302V731	30302V723	30302V715	30302V707		FTMNWX	8/25/2018	0.03660	0.01283
FT6729 MUNICIPAL INCOME SELECT CLOSED-END PORTFOLIO SER 85	35-2590528	30302V731	30302V723	30302V715	30302V707		FTMNWX	9/25/2018	0.03660	0.01283
FT6729 MUNICIPAL INCOME SELECT CLOSED-END PORTFOLIO SER 85	35-2590528	30302V731	30302V723	30302V715	30302V707		FTMNWX	10/25/2018	0.02150	0.07063
FT6729 MUNICIPAL INCOME SELECT CLOSED-END PORTFOLIO SER 85	35-2590528	30302V731	30302V723	30302V715	30302V707		FTMNWX	10/25/2018	0.03530	0.01237
FT6729 MUNICIPAL INCOME SELECT CLOSED-END PORTFOLIO SER 85	35-2590528	30302V731	30302V723	30302V715	30302V707		FTMNWX	11/25/2018	0.03530	0.01237
FT6729 MUNICIPAL INCOME SELECT CLOSED-END PORTFOLIO SER 85	35-2590528	30302V731	30302V723	30302V715	30302V707		FTMNWX	12/25/2018	0.03530	0.01237
FT6730 EQUITY CLOSED-END PORTFOLIO SERIES 45	35-2590542	30302V764	30302V772	30302V749	30302V756		FPMYXL	1/25/2018	0.03510	0.01707
FT6730 EQUITY CLOSED-END PORTFOLIO SERIES 45	35-2590542	30302V764	30302V772	30302V749	30302V756		FPMYXL	1/25/2018	0.06270	0.03050
FT6730 EQUITY CLOSED-END PORTFOLIO SERIES 45	35-2590542	30302V764	30302V772	30302V749	30302V756		FPMYXL	2/25/2018	0.06270	0.03050
FT6730 EQUITY CLOSED-END PORTFOLIO SERIES 45	35-2590542	30302V764	30302V772	30302V749	30302V756		FPMYXL	2/25/2018	0.01190	0.00579
FT6730 EQUITY CLOSED-END PORTFOLIO SERIES 45	35-2590542	30302V764	30302V772	30302V749	30302V756		FPMYXL	3/25/2018	0.06270	0.03050
FT6730 EQUITY CLOSED-END PORTFOLIO SERIES 45	35-2590542	30302V764	30302V772	30302V749	30302V756		FPMYXL	3/25/2018	0.00690	0.00336
FT6730 EQUITY CLOSED-END PORTFOLIO SERIES 45	35-2590542	30302V764	30302V772	30302V749	30302V756		FPMYXL	4/25/2018	0.06000	0.02918
FT6730 EQUITY CLOSED-END PORTFOLIO SERIES 45	35-2590542	30302V764	30302V772	30302V749	30302V756		FPMYXL	5/25/2018	0.06000	0.02918
FT6730 EQUITY CLOSED-END PORTFOLIO SERIES 45	35-2590542	30302V764	30302V772	30302V749	30302V756		FPMYXL	6/25/2018	0.06000	0.02918
FT6730 EQUITY CLOSED-END PORTFOLIO SERIES 45	35-2590542	30302V764	30302V772	30302V749	30302V756		FPMYXL	6/25/2018	0.00690	0.00336
FT6730 EQUITY CLOSED-END PORTFOLIO SERIES 45	35-2590542	30302V764	30302V772	30302V749	30302V756		FPMYXL	7/25/2018	0.05960	0.02899
FT6730 EQUITY CLOSED-END PORTFOLIO SERIES 45	35-2590542	30302V764	30302V772	30302V749	30302V756		FPMYXL	8/25/2018	0.05960	0.02899
FT6730 EQUITY CLOSED-END PORTFOLIO SERIES 45	35-2590542	30302V764	30302V772	30302V749	30302V756		FPMYXL	9/25/2018	0.00700	0.00340
FT6730 EQUITY CLOSED-END PORTFOLIO SERIES 45	35-2590542	30302V764	30302V772	30302V749	30302V756		FPMYXL	9/25/2018	0.05960	0.02899
FT6730 EQUITY CLOSED-END PORTFOLIO SERIES 45	35-2590542	30302V764	30302V772	30302V749	30302V756		FPMYXL	10/25/2018	0.05930	0.02884
FT6730 EQUITY CLOSED-END PORTFOLIO SERIES 45	35-2590542	30302V764	30302V772	30302V749	30302V756		FPMYXL	11/25/2018	0.05930	0.02884
FT6730 EQUITY CLOSED-END PORTFOLIO SERIES 45	35-2590542	30302V764	30302V772	30302V749	30302V756		FPMYXL	12/25/2018	0.15090	0.07340
FT6730 EQUITY CLOSED-END PORTFOLIO SERIES 45	35-2590542	30302V764	30302V772	30302V749	30302V756		FPMYXL	12/25/2018	0.05930	0.02884
FT6712 CYBERSECURITY PORTFOLIO SERIES 8	35-2594898	30302V806	30302V780	30302V814	30302V798		FLTZRZ	1/25/2018	0.01280	0.00429
FT6712 CYBERSECURITY PORTFOLIO SERIES 8	35-2594898	30302V806	30302V780	30302V814	30302V798		FLTZRZ	3/25/2018	0.48860	0.16393
FT6712 CYBERSECURITY PORTFOLIO SERIES 8	35-2594898	30302V806	30302V780	30302V814	30302V798		FLTZRZ	6/25/2018	0.01600	0.00537
FT6712 CYBERSECURITY PORTFOLIO SERIES 8	35-2594898	30302V806	30302V780	30302V814	30302V798		FLTZRZ	9/25/2018	0.01060	0.00356
FT6719 CORPORATE TAX REFORM PORTFOLIO SERIES 2	35-2594931	30302V830	30302V855	30302V822	30302V848		FJRNTX	6/25/2018	0.07480	0.00577
FT6719 CORPORATE TAX REFORM PORTFOLIO SERIES 2	35-2594931	30302V830	30302V855	30302V822	30302V848		FJRNTX	12/25/2018	0.08690	0.00670
FT6719 CORPORATE TAX REFORM PORTFOLIO SERIES 2	35-2594931	30302V830	30302V855	30302V822	30302V848		FJRNTX	12/25/2018	0.31090	0.02397
FT6721 DIVIDEND GROWTH PORTFOLIO SERIES 18	35-2594945	30302W184	30302W200	30302W218	30302W192		FLAWNX	1/25/2018	0.01480	0.00040
FT6721 DIVIDEND GROWTH PORTFOLIO SERIES 18	35-2594945	30302W184	30302W200	30302W218	30302W192		FLAWNX	3/25/2018	0.05770	0.00156
FT6721 DIVIDEND GROWTH PORTFOLIO SERIES 18	35-2594945	30302W184	30302W200	30302W218	30302W192		FLAWNX	4/25/2018	0.01600	0.00043
FT6721 DIVIDEND GROWTH PORTFOLIO SERIES 18	35-2594945	30302W184	30302W200	30302W218	30302W192		FLAWNX	5/25/2018	0.01160	0.00031
FT6721 DIVIDEND GROWTH PORTFOLIO SERIES 18	35-2594945	30302W184	30302W200	30302W218	30302W192		FLAWNX	6/25/2018	0.05230	0.00141
FT6721 DIVIDEND GROWTH PORTFOLIO SERIES 18	35-2594945	30302W184	30302W200	30302W218	30302W192		FLAWNX	7/25/2018	0.01160	0.00031
FT6721 DIVIDEND GROWTH PORTFOLIO SERIES 18	35-2594945	30302W184	30302W200	30302W218	30302W192		FLAWNX	8/25/2018	0.01160	0.00031
FT6721 DIVIDEND GROWTH PORTFOLIO SERIES 18	35-2594945	30302W184	30302W200	30302W218	30302W192		FLAWNX	9/25/2018	0.04730	0.00128
FT6721 DIVIDEND GROWTH PORTFOLIO SERIES 18	35-2594945	30302W184	30302W200	30302W218	30302W192		FLAWNX	10/25/2018	0.01770	0.00048

Issuer's Name	EIN	CUSIP 1	CUSIP 2	CUSIP 3	CUSIP 4	CUSIP 5	Ticker Symbol	Date of Corporate Action	Distribution Per Unit	Per Unit Reduction of Taxpayer's Basis
FT6721 DIVIDEND GROWTH PORTFOLIO SERIES 18	35-2594945	30302W184	30302W200	30302W218	30302W192		FLAWNXX	11/25/2018	0.01190	0.00032
FT6721 DIVIDEND GROWTH PORTFOLIO SERIES 18	35-2594945	30302W184	30302W200	30302W218	30302W192		FLAWNXX	12/25/2018	0.04890	0.00132
FT6721 DIVIDEND GROWTH PORTFOLIO SERIES 18	35-2594945	30302W184	30302W200	30302W218	30302W192		FLAWNXX	12/25/2018	0.06390	0.00173
FT6755 TARGET DIVERSIFIED GLOBAL ALLOCATION PORTFOLIO SER 25	35-2604014	30302W366	30302W374	30302W341	30302W358		FLIQAX	3/25/2018	0.04040	0.00841
FT6755 TARGET DIVERSIFIED GLOBAL ALLOCATION PORTFOLIO SER 25	35-2604014	30302W366	30302W374	30302W341	30302W358		FLIQAX	4/25/2018	0.05090	0.01060
FT6755 TARGET DIVERSIFIED GLOBAL ALLOCATION PORTFOLIO SER 25	35-2604014	30302W366	30302W374	30302W341	30302W358		FLIQAX	4/25/2018	0.03600	0.00750
FT6755 TARGET DIVERSIFIED GLOBAL ALLOCATION PORTFOLIO SER 25	35-2604014	30302W366	30302W374	30302W341	30302W358		FLIQAX	5/25/2018	0.02000	0.00416
FT6755 TARGET DIVERSIFIED GLOBAL ALLOCATION PORTFOLIO SER 25	35-2604014	30302W366	30302W374	30302W341	30302W358		FLIQAX	6/25/2018	0.03460	0.00720
FT6755 TARGET DIVERSIFIED GLOBAL ALLOCATION PORTFOLIO SER 25	35-2604014	30302W366	30302W374	30302W341	30302W358		FLIQAX	7/25/2018	0.03100	0.00645
FT6755 TARGET DIVERSIFIED GLOBAL ALLOCATION PORTFOLIO SER 25	35-2604014	30302W366	30302W374	30302W341	30302W358		FLIQAX	8/25/2018	0.02280	0.00475
FT6755 TARGET DIVERSIFIED GLOBAL ALLOCATION PORTFOLIO SER 25	35-2604014	30302W366	30302W374	30302W341	30302W358		FLIQAX	9/25/2018	0.04800	0.00999
FT6755 TARGET DIVERSIFIED GLOBAL ALLOCATION PORTFOLIO SER 25	35-2604014	30302W366	30302W374	30302W341	30302W358		FLIQAX	10/25/2018	0.02510	0.00523
FT6755 TARGET DIVERSIFIED GLOBAL ALLOCATION PORTFOLIO SER 25	35-2604014	30302W366	30302W374	30302W341	30302W358		FLIQAX	11/25/2018	0.01520	0.00316
FT6755 TARGET DIVERSIFIED GLOBAL ALLOCATION PORTFOLIO SER 25	35-2604014	30302W366	30302W374	30302W341	30302W358		FLIQAX	11/25/2018	0.00490	0.00102
FT6755 TARGET DIVERSIFIED GLOBAL ALLOCATION PORTFOLIO SER 25	35-2604014	30302W366	30302W374	30302W341	30302W358		FLIQAX	12/25/2018	0.01120	0.00233
FT6755 TARGET DIVERSIFIED GLOBAL ALLOCATION PORTFOLIO SER 25	35-2604014	30302W366	30302W374	30302W341	30302W358		FLIQAX	12/25/2018	0.03180	0.00662
FT6732 DEEP VALUE DIVIDEND PORTFOLIO SERIES 16	35-2600415	30302W465	30302W473	30302W481	30302W499		FJSAYX	1/25/2018	0.01150	0.00400
FT6732 DEEP VALUE DIVIDEND PORTFOLIO SERIES 16	35-2600415	30302W465	30302W473	30302W481	30302W499		FJSAYX	2/25/2018	0.03380	0.01177
FT6732 DEEP VALUE DIVIDEND PORTFOLIO SERIES 16	35-2600415	30302W465	30302W473	30302W481	30302W499		FJSAYX	3/25/2018	0.04360	0.01518
FT6732 DEEP VALUE DIVIDEND PORTFOLIO SERIES 16	35-2600415	30302W465	30302W473	30302W481	30302W499		FJSAYX	3/25/2018	0.03410	0.01187
FT6732 DEEP VALUE DIVIDEND PORTFOLIO SERIES 16	35-2600415	30302W465	30302W473	30302W481	30302W499		FJSAYX	5/25/2018	0.01930	0.00672
FT6732 DEEP VALUE DIVIDEND PORTFOLIO SERIES 16	35-2600415	30302W465	30302W473	30302W481	30302W499		FJSAYX	6/25/2018	0.03540	0.01232
FT6732 DEEP VALUE DIVIDEND PORTFOLIO SERIES 16	35-2600415	30302W465	30302W473	30302W481	30302W499		FJSAYX	7/25/2018	0.04300	0.01497
FT6732 DEEP VALUE DIVIDEND PORTFOLIO SERIES 16	35-2600415	30302W465	30302W473	30302W481	30302W499		FJSAYX	8/25/2018	0.01950	0.00679
FT6732 DEEP VALUE DIVIDEND PORTFOLIO SERIES 16	35-2600415	30302W465	30302W473	30302W481	30302W499		FJSAYX	9/25/2018	0.04010	0.01396
FT6732 DEEP VALUE DIVIDEND PORTFOLIO SERIES 16	35-2600415	30302W465	30302W473	30302W481	30302W499		FJSAYX	10/25/2018	0.03870	0.01347
FT6732 DEEP VALUE DIVIDEND PORTFOLIO SERIES 16	35-2600415	30302W465	30302W473	30302W481	30302W499		FJSAYX	11/25/2018	0.01970	0.00686
FT6732 DEEP VALUE DIVIDEND PORTFOLIO SERIES 16	35-2600415	30302W465	30302W473	30302W481	30302W499		FJSAYX	11/25/2018	0.53040	0.18463
FT6732 DEEP VALUE DIVIDEND PORTFOLIO SERIES 16	35-2600415	30302W465	30302W473	30302W481	30302W499		FJSAYX	12/25/2018	0.03520	0.01225
FT6734 SABRIENT FORWARD LOOKING VALUE PORTFOLIO SERIES 5	35-2596491	30302W580	30302W598	30302W606	30302W614		FQKSZX	6/25/2018	0.39750	0.09302
FT6734 SABRIENT FORWARD LOOKING VALUE PORTFOLIO SERIES 5	35-2596491	30302W580	30302W598	30302W606	30302W614		FQKSZX	6/25/2018	0.08820	0.02064
FT6748 INTEREST RATE HEDGE PORTFOLIO SERIES 111	35-2594913	30302W648	30302W630	30302W622	30302W655		FIBSUX	1/25/2018	0.06180	0.02225
FT6748 INTEREST RATE HEDGE PORTFOLIO SERIES 111	35-2594913	30302W648	30302W630	30302W622	30302W655		FIBSUX	2/25/2018	0.02080	0.00749
FT6748 INTEREST RATE HEDGE PORTFOLIO SERIES 111	35-2594913	30302W648	30302W630	30302W622	30302W655		FIBSUX	3/25/2018	0.05280	0.01901
FT6748 INTEREST RATE HEDGE PORTFOLIO SERIES 111	35-2594913	30302W648	30302W630	30302W622	30302W655		FIBSUX	4/25/2018	0.03640	0.01311
FT6748 INTEREST RATE HEDGE PORTFOLIO SERIES 111	35-2594913	30302W648	30302W630	30302W622	30302W655		FIBSUX	5/25/2018	0.04610	0.01660
FT6748 INTEREST RATE HEDGE PORTFOLIO SERIES 111	35-2594913	30302W648	30302W630	30302W622	30302W655		FIBSUX	6/25/2018	0.05310	0.01912
FT6748 INTEREST RATE HEDGE PORTFOLIO SERIES 111	35-2594913	30302W648	30302W630	30302W622	30302W655		FIBSUX	7/25/2018	0.05310	0.01912
FT6748 INTEREST RATE HEDGE PORTFOLIO SERIES 111	35-2594913	30302W648	30302W630	30302W622	30302W655		FIBSUX	8/25/2018	0.02850	0.01026
FT6748 INTEREST RATE HEDGE PORTFOLIO SERIES 111	35-2594913	30302W648	30302W630	30302W622	30302W655		FIBSUX	9/25/2018	0.05280	0.01901
FT6748 INTEREST RATE HEDGE PORTFOLIO SERIES 111	35-2594913	30302W648	30302W630	30302W622	30302W655		FIBSUX	10/25/2018	0.04350	0.01566
FT6748 INTEREST RATE HEDGE PORTFOLIO SERIES 111	35-2594913	30302W648	30302W630	30302W622	30302W655		FIBSUX	11/25/2018	0.03410	0.01228
FT6748 INTEREST RATE HEDGE PORTFOLIO SERIES 111	35-2594913	30302W648	30302W630	30302W622	30302W655		FIBSUX	12/25/2018	0.00880	0.00317
FT6748 INTEREST RATE HEDGE PORTFOLIO SERIES 111	35-2594913	30302W648	30302W630	30302W622	30302W655		FIBSUX	12/25/2018	0.05900	0.02125
FT6843 INTEREST RATE HEDGE PORTFOLIO SERIES 112	35-2596566	30302W788	30302W796	30302W804	30302W812		FCVJQX	1/25/2018	0.04710	0.01536
FT6843 INTEREST RATE HEDGE PORTFOLIO SERIES 112	35-2596566	30302W788	30302W796	30302W804	30302W812		FCVJQX	2/25/2018	0.02220	0.00724
FT6843 INTEREST RATE HEDGE PORTFOLIO SERIES 112	35-2596566	30302W788	30302W796	30302W804	30302W812		FCVJQX	3/25/2018	0.06190	0.02019
FT6843 INTEREST RATE HEDGE PORTFOLIO SERIES 112	35-2596566	30302W788	30302W796	30302W804	30302W812		FCVJQX	4/25/2018	0.04070	0.01328
FT6843 INTEREST RATE HEDGE PORTFOLIO SERIES 112	35-2596566	30302W788	30302W796	30302W804	30302W812		FCVJQX	5/25/2018	0.02820	0.00920
FT6843 INTEREST RATE HEDGE PORTFOLIO SERIES 112	35-2596566	30302W788	30302W796	30302W804	30302W812		FCVJQX	6/25/2018	0.06430	0.02097
FT6843 INTEREST RATE HEDGE PORTFOLIO SERIES 112	35-2596566	30302W788	30302W796	30302W804	30302W812		FCVJQX	7/25/2018	0.04010	0.01308
FT6843 INTEREST RATE HEDGE PORTFOLIO SERIES 112	35-2596566	30302W788	30302W796	30302W804	30302W812		FCVJQX	8/25/2018	0.02770	0.00904
FT6843 INTEREST RATE HEDGE PORTFOLIO SERIES 112	35-2596566	30302W788	30302W796	30302W804	30302W812		FCVJQX	9/25/2018	0.06390	0.02084
FT6843 INTEREST RATE HEDGE PORTFOLIO SERIES 112	35-2596566	30302W788	30302W796	30302W804	30302W812		FCVJQX	10/25/2018	0.04060	0.01324
FT6843 INTEREST RATE HEDGE PORTFOLIO SERIES 112	35-2596566	30302W788	30302W796	30302W804	30302W812		FCVJQX	11/25/2018	0.02780	0.00907
FT6843 INTEREST RATE HEDGE PORTFOLIO SERIES 112	35-2596566	30302W788	30302W796	30302W804	30302W812		FCVJQX	12/25/2018	0.06330	0.02065
FT6843 INTEREST RATE HEDGE PORTFOLIO SERIES 112	35-2596566	30302W788	30302W796	30302W804	30302W812		FCVJQX	12/25/2018	0.00470	0.00153
FT6765 DIVERSIFIED FIXED INCOME ETF PORTFOLIO SERIES 31	35-2596546	30303A132	30303A108	30303A124	30303A116		FMAECX	1/25/2018	0.03280	0.00218
FT6765 DIVERSIFIED FIXED INCOME ETF PORTFOLIO SERIES 31	35-2596546	30303A132	30303A108	30303A124	30303A116		FMAECX	1/25/2018	0.00010	0.00001
FT6765 DIVERSIFIED FIXED INCOME ETF PORTFOLIO SERIES 31	35-2596546	30303A132	30303A108	30303A124	30303A116		FMAECX	2/25/2018	0.03280	0.00218
FT6765 DIVERSIFIED FIXED INCOME ETF PORTFOLIO SERIES 31	35-2596546	30303A132	30303A108	30303A124	30303A116		FMAECX	3/25/2018	0.03280	0.00218

Issuer's Name	EIN	CUSIP 1	CUSIP 2	CUSIP 3	CUSIP 4	CUSIP 5	Ticker Symbol	Date of Corporate Action	Distribution Per Unit	Per Unit Reduction of Taxpayer's Basis
FT6751 MUNICIPAL INCOME OPPORTUNITIES CLOSED END PORT SER 44	35-2594942	30304H284	30304H276	30304H292	30304H268		FDONLX	7/25/2018	0.03720	0.00117
FT6751 MUNICIPAL INCOME OPPORTUNITIES CLOSED END PORT SER 44	35-2594942	30304H284	30304H276	30304H292	30304H268		FDONLX	8/25/2018	0.03720	0.00117
FT6752 SMID HIGH DIVIDEND PORTFOLIO SERIES 26	35-2594943	30304H300	30304H318	30304H326	30304H334		FJYRNX	1/25/2018	0.01250	0.00547
FT6752 SMID HIGH DIVIDEND PORTFOLIO SERIES 26	35-2594943	30304H300	30304H318	30304H326	30304H334		FJYRNX	2/25/2018	0.02210	0.00966
FT6752 SMID HIGH DIVIDEND PORTFOLIO SERIES 26	35-2594943	30304H300	30304H318	30304H326	30304H334		FJYRNX	3/25/2018	0.03670	0.01605
FT6752 SMID HIGH DIVIDEND PORTFOLIO SERIES 26	35-2594943	30304H300	30304H318	30304H326	30304H334		FJYRNX	4/25/2018	0.03280	0.01434
FT6752 SMID HIGH DIVIDEND PORTFOLIO SERIES 26	35-2594943	30304H300	30304H318	30304H326	30304H334		FJYRNX	6/25/2018	0.04150	0.01814
FT6752 SMID HIGH DIVIDEND PORTFOLIO SERIES 26	35-2594943	30304H300	30304H318	30304H326	30304H334		FJYRNX	7/25/2018	0.03520	0.01539
FT6752 SMID HIGH DIVIDEND PORTFOLIO SERIES 26	35-2594943	30304H300	30304H318	30304H326	30304H334		FJYRNX	8/25/2018	0.01160	0.00507
FT6752 SMID HIGH DIVIDEND PORTFOLIO SERIES 26	35-2594943	30304H300	30304H318	30304H326	30304H334		FJYRNX	9/25/2018	0.03630	0.01587
FT6752 SMID HIGH DIVIDEND PORTFOLIO SERIES 26	35-2594943	30304H300	30304H318	30304H326	30304H334		FJYRNX	10/25/2018	0.02940	0.01285
FT6752 SMID HIGH DIVIDEND PORTFOLIO SERIES 26	35-2594943	30304H300	30304H318	30304H326	30304H334		FJYRNX	11/25/2018	0.01190	0.00520
FT6752 SMID HIGH DIVIDEND PORTFOLIO SERIES 26	35-2594943	30304H300	30304H318	30304H326	30304H334		FJYRNX	11/25/2018	0.44730	0.19556
FT6752 SMID HIGH DIVIDEND PORTFOLIO SERIES 26	35-2594943	30304H300	30304H318	30304H326	30304H334		FJYRNX	12/25/2018	0.03040	0.01329
FT6752 SMID HIGH DIVIDEND PORTFOLIO SERIES 26	35-2594943	30304H300	30304H318	30304H326	30304H334		FJYRNX	12/25/2018	0.62080	0.27141
FT6753 TACTICAL INCOME PORTFOLIO SERIES 48	35-2594944	30304H342	30304H375	30304H359	30304H367		FGDQAX	1/25/2018	0.05380	0.01630
FT6753 TACTICAL INCOME PORTFOLIO SERIES 48	35-2594944	30304H342	30304H375	30304H359	30304H367		FGDQAX	2/25/2018	0.02560	0.00776
FT6753 TACTICAL INCOME PORTFOLIO SERIES 48	35-2594944	30304H342	30304H375	30304H359	30304H367		FGDQAX	3/25/2018	0.10490	0.03178
FT6753 TACTICAL INCOME PORTFOLIO SERIES 48	35-2594944	30304H342	30304H375	30304H359	30304H367		FGDQAX	3/25/2018	0.06500	0.01970
FT6753 TACTICAL INCOME PORTFOLIO SERIES 48	35-2594944	30304H342	30304H375	30304H359	30304H367		FGDQAX	4/25/2018	0.07330	0.02221
FT6753 TACTICAL INCOME PORTFOLIO SERIES 48	35-2594944	30304H342	30304H375	30304H359	30304H367		FGDQAX	4/25/2018	0.05260	0.01594
FT6753 TACTICAL INCOME PORTFOLIO SERIES 48	35-2594944	30304H342	30304H375	30304H359	30304H367		FGDQAX	5/25/2018	0.05150	0.01560
FT6753 TACTICAL INCOME PORTFOLIO SERIES 48	35-2594944	30304H342	30304H375	30304H359	30304H367		FGDQAX	6/25/2018	0.05370	0.01627
FT6753 TACTICAL INCOME PORTFOLIO SERIES 48	35-2594944	30304H342	30304H375	30304H359	30304H367		FGDQAX	7/25/2018	0.05440	0.01648
FT6753 TACTICAL INCOME PORTFOLIO SERIES 48	35-2594944	30304H342	30304H375	30304H359	30304H367		FGDQAX	8/25/2018	0.06050	0.01833
FT6753 TACTICAL INCOME PORTFOLIO SERIES 48	35-2594944	30304H342	30304H375	30304H359	30304H367		FGDQAX	9/25/2018	0.05600	0.01697
FT6753 TACTICAL INCOME PORTFOLIO SERIES 48	35-2594944	30304H342	30304H375	30304H359	30304H367		FGDQAX	10/25/2018	0.04980	0.01509
FT6753 TACTICAL INCOME PORTFOLIO SERIES 48	35-2594944	30304H342	30304H375	30304H359	30304H367		FGDQAX	11/25/2018	0.04620	0.01400
FT6753 TACTICAL INCOME PORTFOLIO SERIES 48	35-2594944	30304H342	30304H375	30304H359	30304H367		FGDQAX	12/25/2018	0.04880	0.01479
FT6761 HEALTH CARE SELECT PORTFOLIO SERIES 46	35-2596479	30304H391	30304H417	30304H383	30304H409		FRCEAX	6/25/2018	0.06040	0.00257
FT6761 HEALTH CARE SELECT PORTFOLIO SERIES 46	35-2596479	30304H391	30304H417	30304H383	30304H409		FRCEAX	12/25/2018	0.30270	0.01290
FT6761 HEALTH CARE SELECT PORTFOLIO SERIES 46	35-2596479	30304H391	30304H417	30304H383	30304H409		FRCEAX	12/25/2018	0.05770	0.00246
FT6769 COVERED CALL SELECT CLOSED-END PORTFOLIO SERIES 61	35-2596481	30304H490	30304H466	30304H482	30304H474		FHQMLX	1/25/2018	0.06220	0.02308
FT6769 COVERED CALL SELECT CLOSED-END PORTFOLIO SERIES 61	35-2596481	30304H490	30304H466	30304H482	30304H474		FHQMLX	2/25/2018	0.03090	0.01147
FT6769 COVERED CALL SELECT CLOSED-END PORTFOLIO SERIES 61	35-2596481	30304H490	30304H466	30304H482	30304H474		FHQMLX	2/25/2018	0.06220	0.02308
FT6769 COVERED CALL SELECT CLOSED-END PORTFOLIO SERIES 61	35-2596481	30304H490	30304H466	30304H482	30304H474		FHQMLX	3/25/2018	0.01820	0.00675
FT6769 COVERED CALL SELECT CLOSED-END PORTFOLIO SERIES 61	35-2596481	30304H490	30304H466	30304H482	30304H474		FHQMLX	3/25/2018	0.06220	0.02308
FT6769 COVERED CALL SELECT CLOSED-END PORTFOLIO SERIES 61	35-2596481	30304H490	30304H466	30304H482	30304H474		FHQMLX	4/25/2018	0.05730	0.02126
FT6769 COVERED CALL SELECT CLOSED-END PORTFOLIO SERIES 61	35-2596481	30304H490	30304H466	30304H482	30304H474		FHQMLX	5/25/2018	0.05730	0.02126
FT6769 COVERED CALL SELECT CLOSED-END PORTFOLIO SERIES 61	35-2596481	30304H490	30304H466	30304H482	30304H474		FHQMLX	6/25/2018	0.01830	0.00679
FT6769 COVERED CALL SELECT CLOSED-END PORTFOLIO SERIES 61	35-2596481	30304H490	30304H466	30304H482	30304H474		FHQMLX	6/25/2018	0.05730	0.02126
FT6769 COVERED CALL SELECT CLOSED-END PORTFOLIO SERIES 61	35-2596481	30304H490	30304H466	30304H482	30304H474		FHQMLX	7/25/2018	0.05730	0.02126
FT6769 COVERED CALL SELECT CLOSED-END PORTFOLIO SERIES 61	35-2596481	30304H490	30304H466	30304H482	30304H474		FHQMLX	8/25/2018	0.05730	0.02126
FT6769 COVERED CALL SELECT CLOSED-END PORTFOLIO SERIES 61	35-2596481	30304H490	30304H466	30304H482	30304H474		FHQMLX	9/25/2018	0.01830	0.00679
FT6769 COVERED CALL SELECT CLOSED-END PORTFOLIO SERIES 61	35-2596481	30304H490	30304H466	30304H482	30304H474		FHQMLX	9/25/2018	0.05730	0.02126
FT6769 COVERED CALL SELECT CLOSED-END PORTFOLIO SERIES 61	35-2596481	30304H490	30304H466	30304H482	30304H474		FHQMLX	10/25/2018	0.05730	0.02126
FT6769 COVERED CALL SELECT CLOSED-END PORTFOLIO SERIES 61	35-2596481	30304H490	30304H466	30304H482	30304H474		FHQMLX	11/25/2018	0.05730	0.02126
FT6769 COVERED CALL SELECT CLOSED-END PORTFOLIO SERIES 61	35-2596481	30304H490	30304H466	30304H482	30304H474		FHQMLX	12/25/2018	0.07280	0.02702
FT6769 COVERED CALL SELECT CLOSED-END PORTFOLIO SERIES 61	35-2596481	30304H490	30304H466	30304H482	30304H474		FHQMLX	12/25/2018	0.05730	0.02126
FT6778 UTILITIES SELECT PORTFOLIO SERIES 43	35-2594980	30304H623	30304H656	30304H631	30304H649		FIDBMX	1/25/2018	0.02190	0.00116
FT6778 UTILITIES SELECT PORTFOLIO SERIES 43	35-2594980	30304H623	30304H656	30304H631	30304H649		FIDBMX	2/25/2018	0.02190	0.00116
FT6778 UTILITIES SELECT PORTFOLIO SERIES 43	35-2594980	30304H623	30304H656	30304H631	30304H649		FIDBMX	3/25/2018	0.02190	0.00116
FT6778 UTILITIES SELECT PORTFOLIO SERIES 43	35-2594980	30304H623	30304H656	30304H631	30304H649		FIDBMX	4/25/2018	0.02220	0.00118
FT6778 UTILITIES SELECT PORTFOLIO SERIES 43	35-2594980	30304H623	30304H656	30304H631	30304H649		FIDBMX	5/25/2018	0.02220	0.00118
FT6778 UTILITIES SELECT PORTFOLIO SERIES 43	35-2594980	30304H623	30304H656	30304H631	30304H649		FIDBMX	6/25/2018	0.02220	0.00118
FT6778 UTILITIES SELECT PORTFOLIO SERIES 43	35-2594980	30304H623	30304H656	30304H631	30304H649		FIDBMX	7/25/2018	0.02210	0.00117
FT6778 UTILITIES SELECT PORTFOLIO SERIES 43	35-2594980	30304H623	30304H656	30304H631	30304H649		FIDBMX	8/25/2018	0.02210	0.00117
FT6778 UTILITIES SELECT PORTFOLIO SERIES 43	35-2594980	30304H623	30304H656	30304H631	30304H649		FIDBMX	9/25/2018	0.02210	0.00117
FT6778 UTILITIES SELECT PORTFOLIO SERIES 43	35-2594980	30304H623	30304H656	30304H631	30304H649		FIDBMX	10/25/2018	0.02220	0.00118
FT6778 UTILITIES SELECT PORTFOLIO SERIES 43	35-2594980	30304H623	30304H656	30304H631	30304H649		FIDBMX	11/25/2018	0.02220	0.00118
FT6778 UTILITIES SELECT PORTFOLIO SERIES 43	35-2594980	30304H623	30304H656	30304H631	30304H649		FIDBMX	12/25/2018	0.02220	0.00118

Issuer's Name	EIN	CUSIP 1	CUSIP 2	CUSIP 3	CUSIP 4	CUSIP 5	Ticker Symbol	Date of Corporate Action	Distribution Per Unit	Per Unit Reduction of Taxpayer's Basis
FT6789 HIGH DIVIDEND EQUITY ALLOCATION PORTFOLIO SERIES 24	35-2596492	30304J132	30304J124	30304J116	30304J108		FVBGKX	12/25/2018	0.02820	0.00472
FT6798 BIOTECHNOLOGY PORTFOLIO SERIES 37	35-2596494	30304J181	30304J199	30304J207	30304J215		FICNRX	6/25/2018	0.04150	0.00993
FT6798 BIOTECHNOLOGY PORTFOLIO SERIES 37	35-2596494	30304J181	30304J199	30304J207	30304J215		FICNRX	12/25/2018	0.00480	0.00115
FT6798 BIOTECHNOLOGY PORTFOLIO SERIES 37	35-2596494	30304J181	30304J199	30304J207	30304J215		FICNRX	12/25/2018	0.02040	0.00488
FT6800 STRATEGIC DIVIDEND SELECT PORTFOLIO SERIES 29	35-2596473	30304J298	30304J280	30304J264	30304J272		FEBWRX	1/25/2018	0.00920	0.00301
FT6800 STRATEGIC DIVIDEND SELECT PORTFOLIO SERIES 29	35-2596473	30304J298	30304J280	30304J264	30304J272		FEBWRX	1/25/2018	0.05060	0.01658
FT6800 STRATEGIC DIVIDEND SELECT PORTFOLIO SERIES 29	35-2596473	30304J298	30304J280	30304J264	30304J272		FEBWRX	2/25/2018	0.02480	0.00813
FT6800 STRATEGIC DIVIDEND SELECT PORTFOLIO SERIES 29	35-2596473	30304J298	30304J280	30304J264	30304J272		FEBWRX	2/25/2018	0.00190	0.00062
FT6800 STRATEGIC DIVIDEND SELECT PORTFOLIO SERIES 29	35-2596473	30304J298	30304J280	30304J264	30304J272		FEBWRX	3/25/2018	0.03450	0.01131
FT6800 STRATEGIC DIVIDEND SELECT PORTFOLIO SERIES 29	35-2596473	30304J298	30304J280	30304J264	30304J272		FEBWRX	4/25/2018	0.05240	0.01717
FT6800 STRATEGIC DIVIDEND SELECT PORTFOLIO SERIES 29	35-2596473	30304J298	30304J280	30304J264	30304J272		FEBWRX	5/25/2018	0.02990	0.00980
FT6800 STRATEGIC DIVIDEND SELECT PORTFOLIO SERIES 29	35-2596473	30304J298	30304J280	30304J264	30304J272		FEBWRX	6/25/2018	0.04820	0.01580
FT6800 STRATEGIC DIVIDEND SELECT PORTFOLIO SERIES 29	35-2596473	30304J298	30304J280	30304J264	30304J272		FEBWRX	7/25/2018	0.04650	0.01524
FT6800 STRATEGIC DIVIDEND SELECT PORTFOLIO SERIES 29	35-2596473	30304J298	30304J280	30304J264	30304J272		FEBWRX	8/25/2018	0.13730	0.04499
FT6800 STRATEGIC DIVIDEND SELECT PORTFOLIO SERIES 29	35-2596473	30304J298	30304J280	30304J264	30304J272		FEBWRX	9/25/2018	0.04190	0.01373
FT6800 STRATEGIC DIVIDEND SELECT PORTFOLIO SERIES 29	35-2596473	30304J298	30304J280	30304J264	30304J272		FEBWRX	10/25/2018	0.04050	0.01327
FT6800 STRATEGIC DIVIDEND SELECT PORTFOLIO SERIES 29	35-2596473	30304J298	30304J280	30304J264	30304J272		FEBWRX	11/25/2018	0.02340	0.00767
FT6800 STRATEGIC DIVIDEND SELECT PORTFOLIO SERIES 29	35-2596473	30304J298	30304J280	30304J264	30304J272		FEBWRX	12/25/2018	0.05480	0.01796
FT6800 STRATEGIC DIVIDEND SELECT PORTFOLIO SERIES 29	35-2596473	30304J298	30304J280	30304J264	30304J272		FEBWRX	12/25/2018	0.03470	0.01137
FT6801 BALANCED INCOME PORTFOLIO SERIES 57	35-2596475	30304J306	30304J314	30304J330	30304J322		FPAISX	1/25/2018	0.03920	0.00363
FT6801 BALANCED INCOME PORTFOLIO SERIES 57	35-2596475	30304J306	30304J314	30304J330	30304J322		FPAISX	1/25/2018	0.00080	0.00007
FT6801 BALANCED INCOME PORTFOLIO SERIES 57	35-2596475	30304J306	30304J314	30304J330	30304J322		FPAISX	2/25/2018	0.00370	0.00034
FT6801 BALANCED INCOME PORTFOLIO SERIES 57	35-2596475	30304J306	30304J314	30304J330	30304J322		FPAISX	2/25/2018	0.02670	0.00247
FT6801 BALANCED INCOME PORTFOLIO SERIES 57	35-2596475	30304J306	30304J314	30304J330	30304J322		FPAISX	3/25/2018	0.05330	0.00493
FT6801 BALANCED INCOME PORTFOLIO SERIES 57	35-2596475	30304J306	30304J314	30304J330	30304J322		FPAISX	4/25/2018	0.03370	0.00312
FT6801 BALANCED INCOME PORTFOLIO SERIES 57	35-2596475	30304J306	30304J314	30304J330	30304J322		FPAISX	5/25/2018	0.03200	0.00296
FT6801 BALANCED INCOME PORTFOLIO SERIES 57	35-2596475	30304J306	30304J314	30304J330	30304J322		FPAISX	6/25/2018	0.05120	0.00474
FT6801 BALANCED INCOME PORTFOLIO SERIES 57	35-2596475	30304J306	30304J314	30304J330	30304J322		FPAISX	7/25/2018	0.03530	0.00327
FT6801 BALANCED INCOME PORTFOLIO SERIES 57	35-2596475	30304J306	30304J314	30304J330	30304J322		FPAISX	8/25/2018	0.03160	0.00292
FT6801 BALANCED INCOME PORTFOLIO SERIES 57	35-2596475	30304J306	30304J314	30304J330	30304J322		FPAISX	9/25/2018	0.05470	0.00506
FT6801 BALANCED INCOME PORTFOLIO SERIES 57	35-2596475	30304J306	30304J314	30304J330	30304J322		FPAISX	10/25/2018	0.03140	0.00290
FT6801 BALANCED INCOME PORTFOLIO SERIES 57	35-2596475	30304J306	30304J314	30304J330	30304J322		FPAISX	11/25/2018	0.03250	0.00301
FT6801 BALANCED INCOME PORTFOLIO SERIES 57	35-2596475	30304J306	30304J314	30304J330	30304J322		FPAISX	12/25/2018	0.05290	0.00489
FT6801 BALANCED INCOME PORTFOLIO SERIES 57	35-2596475	30304J306	30304J314	30304J330	30304J322		FPAISX	12/25/2018	0.05010	0.00463
FT6802 DIVERSIFIED HIGH INCOME CLOSED-END PORTFOLIO SER 28	35-2596476	30304J363	30304J348	30304J355	30304J371		FNIBTX	1/25/2018	0.06970	0.03380
FT6802 DIVERSIFIED HIGH INCOME CLOSED-END PORTFOLIO SER 28	35-2596476	30304J363	30304J348	30304J355	30304J371		FNIBTX	1/25/2018	0.00260	0.00126
FT6802 DIVERSIFIED HIGH INCOME CLOSED-END PORTFOLIO SER 28	35-2596476	30304J363	30304J348	30304J355	30304J371		FNIBTX	2/25/2018	0.06970	0.03380
FT6802 DIVERSIFIED HIGH INCOME CLOSED-END PORTFOLIO SER 28	35-2596476	30304J363	30304J348	30304J355	30304J371		FNIBTX	3/25/2018	0.00710	0.00344
FT6802 DIVERSIFIED HIGH INCOME CLOSED-END PORTFOLIO SER 28	35-2596476	30304J363	30304J348	30304J355	30304J371		FNIBTX	3/25/2018	0.06970	0.03380
FT6802 DIVERSIFIED HIGH INCOME CLOSED-END PORTFOLIO SER 28	35-2596476	30304J363	30304J348	30304J355	30304J371		FNIBTX	4/25/2018	0.06830	0.03312
FT6802 DIVERSIFIED HIGH INCOME CLOSED-END PORTFOLIO SER 28	35-2596476	30304J363	30304J348	30304J355	30304J371		FNIBTX	5/25/2018	0.06830	0.03312
FT6802 DIVERSIFIED HIGH INCOME CLOSED-END PORTFOLIO SER 28	35-2596476	30304J363	30304J348	30304J355	30304J371		FNIBTX	6/25/2018	0.06830	0.03312
FT6802 DIVERSIFIED HIGH INCOME CLOSED-END PORTFOLIO SER 28	35-2596476	30304J363	30304J348	30304J355	30304J371		FNIBTX	7/25/2018	0.06760	0.03278
FT6802 DIVERSIFIED HIGH INCOME CLOSED-END PORTFOLIO SER 28	35-2596476	30304J363	30304J348	30304J355	30304J371		FNIBTX	8/25/2018	0.06760	0.03278
FT6802 DIVERSIFIED HIGH INCOME CLOSED-END PORTFOLIO SER 28	35-2596476	30304J363	30304J348	30304J355	30304J371		FNIBTX	9/25/2018	0.06760	0.03278
FT6802 DIVERSIFIED HIGH INCOME CLOSED-END PORTFOLIO SER 28	35-2596476	30304J363	30304J348	30304J355	30304J371		FNIBTX	10/25/2018	0.06780	0.03288
FT6802 DIVERSIFIED HIGH INCOME CLOSED-END PORTFOLIO SER 28	35-2596476	30304J363	30304J348	30304J355	30304J371		FNIBTX	11/25/2018	0.00510	0.00247
FT6802 DIVERSIFIED HIGH INCOME CLOSED-END PORTFOLIO SER 28	35-2596476	30304J363	30304J348	30304J355	30304J371		FNIBTX	11/25/2018	0.06780	0.03288
FT6802 DIVERSIFIED HIGH INCOME CLOSED-END PORTFOLIO SER 28	35-2596476	30304J363	30304J348	30304J355	30304J371		FNIBTX	12/25/2018	0.06780	0.03288
FT6803 EMERGING MARKETS STRENGTH PORTFOLIO SERIES 36	35-2596477	30304J405	30304J397	30304J413	30304J389		FSLQMX	4/25/2018	0.29470	0.18354
FT6803 EMERGING MARKETS STRENGTH PORTFOLIO SERIES 36	35-2596477	30304J405	30304J397	30304J413	30304J389		FSLQMX	6/25/2018	0.08270	0.05151
FT6803 EMERGING MARKETS STRENGTH PORTFOLIO SERIES 36	35-2596477	30304J405	30304J397	30304J413	30304J389		FSLQMX	12/25/2018	0.06820	0.04247
FT6823 US ENERGY INDEPENDENCE PORTFOLIO SERIES 16	35-2596478	30304J439	30304J454	30304J447	30304J421		FWLCJX	6/25/2018	0.07380	0.00423
FT6823 US ENERGY INDEPENDENCE PORTFOLIO SERIES 16	35-2596478	30304J439	30304J454	30304J447	30304J421		FWLCJX	10/25/2018	0.06720	0.00385
FT6823 US ENERGY INDEPENDENCE PORTFOLIO SERIES 16	35-2596478	30304J439	30304J454	30304J447	30304J421		FWLCJX	12/25/2018	0.03740	0.00214
FT6823 US ENERGY INDEPENDENCE PORTFOLIO SERIES 16	35-2596478	30304J439	30304J454	30304J447	30304J421		FWLCJX	12/25/2018	0.08170	0.00468
FT6781 SENIOR LOAN & LIMITED DUR OPPORTUNITIES CLOSED END 47	35-2594976	30304J512	30304J504	30304J520	30304J538		FNDEVX	1/25/2018	0.05710	0.01084
FT6781 SENIOR LOAN & LIMITED DUR OPPORTUNITIES CLOSED END 47	35-2594976	30304J512	30304J504	30304J520	30304J538		FNDEVX	2/25/2018	0.00070	0.00013
FT6781 SENIOR LOAN & LIMITED DUR OPPORTUNITIES CLOSED END 47	35-2594976	30304J512	30304J504	30304J520	30304J538		FNDEVX	2/25/2018	0.05710	0.01084
FT6781 SENIOR LOAN & LIMITED DUR OPPORTUNITIES CLOSED END 47	35-2594976	30304J512	30304J504	30304J520	30304J538		FNDEVX	3/25/2018	0.05710	0.01084

Issuer's Name	EIN	CUSIP 1	CUSIP 2	CUSIP 3	CUSIP 4	CUSIP 5	Ticker Symbol	Date of Corporate Action	Distribution Per Unit	Per Unit Reduction of Taxpayer's Basis
FT6826 NEW JERSEY MUNICIPAL INCOME SELECT CLOSED-END 56	35-2596503	30304K188	30304K196	30304K204	30304K212		FPNLRX	1/25/2018	0.03830	0.00321
FT6826 NEW JERSEY MUNICIPAL INCOME SELECT CLOSED-END 56	35-2596503	30304K188	30304K196	30304K204	30304K212		FPNLRX	2/25/2018	0.03810	0.00319
FT6826 NEW JERSEY MUNICIPAL INCOME SELECT CLOSED-END 56	35-2596503	30304K188	30304K196	30304K204	30304K212		FPNLRX	3/25/2018	0.03810	0.00319
FT6826 NEW JERSEY MUNICIPAL INCOME SELECT CLOSED-END 56	35-2596503	30304K188	30304K196	30304K204	30304K212		FPNLRX	4/25/2018	0.03590	0.00301
FT6826 NEW JERSEY MUNICIPAL INCOME SELECT CLOSED-END 56	35-2596503	30304K188	30304K196	30304K204	30304K212		FPNLRX	5/25/2018	0.03590	0.00301
FT6826 NEW JERSEY MUNICIPAL INCOME SELECT CLOSED-END 56	35-2596503	30304K188	30304K196	30304K204	30304K212		FPNLRX	6/25/2018	0.02270	0.00190
FT6826 NEW JERSEY MUNICIPAL INCOME SELECT CLOSED-END 56	35-2596503	30304K188	30304K196	30304K204	30304K212		FPNLRX	7/25/2018	0.05360	0.00449
FT6826 NEW JERSEY MUNICIPAL INCOME SELECT CLOSED-END 56	35-2596503	30304K188	30304K196	30304K204	30304K212		FPNLRX	8/25/2018	0.03370	0.00282
FT6826 NEW JERSEY MUNICIPAL INCOME SELECT CLOSED-END 56	35-2596503	30304K188	30304K196	30304K204	30304K212		FPNLRX	9/25/2018	0.03370	0.00282
FT6826 NEW JERSEY MUNICIPAL INCOME SELECT CLOSED-END 56	35-2596503	30304K188	30304K196	30304K204	30304K212		FPNLRX	10/25/2018	0.03370	0.00282
FT6826 NEW JERSEY MUNICIPAL INCOME SELECT CLOSED-END 56	35-2596503	30304K188	30304K196	30304K204	30304K212		FPNLRX	11/25/2018	0.03370	0.00282
FT6826 NEW JERSEY MUNICIPAL INCOME SELECT CLOSED-END 56	35-2596503	30304K188	30304K196	30304K204	30304K212		FPNLRX	12/25/2018	0.01750	0.00147
FT6826 NEW JERSEY MUNICIPAL INCOME SELECT CLOSED-END 56	35-2596503	30304K188	30304K196	30304K204	30304K212		FPNLRX	12/25/2018	0.03370	0.00282
FT6832 GLOBAL BOND INCOME CLOSED-END PORTFOLIO SERIES 25	35-2596505	30304K295	30304K279	30304K287	30304K261		FBCHVX	1/25/2018	0.06570	0.03658
FT6832 GLOBAL BOND INCOME CLOSED-END PORTFOLIO SERIES 25	35-2596505	30304K295	30304K279	30304K287	30304K261		FBCHVX	2/25/2018	0.06570	0.03658
FT6832 GLOBAL BOND INCOME CLOSED-END PORTFOLIO SERIES 25	35-2596505	30304K295	30304K279	30304K287	30304K261		FBCHVX	3/25/2018	0.06570	0.03658
FT6832 GLOBAL BOND INCOME CLOSED-END PORTFOLIO SERIES 25	35-2596505	30304K295	30304K279	30304K287	30304K261		FBCHVX	4/25/2018	0.06670	0.03714
FT6832 GLOBAL BOND INCOME CLOSED-END PORTFOLIO SERIES 25	35-2596505	30304K295	30304K279	30304K287	30304K261		FBCHVX	5/25/2018	0.06670	0.03714
FT6832 GLOBAL BOND INCOME CLOSED-END PORTFOLIO SERIES 25	35-2596505	30304K295	30304K279	30304K287	30304K261		FBCHVX	6/25/2018	0.06670	0.03714
FT6832 GLOBAL BOND INCOME CLOSED-END PORTFOLIO SERIES 25	35-2596505	30304K295	30304K279	30304K287	30304K261		FBCHVX	7/25/2018	0.06430	0.03580
FT6832 GLOBAL BOND INCOME CLOSED-END PORTFOLIO SERIES 25	35-2596505	30304K295	30304K279	30304K287	30304K261		FBCHVX	8/25/2018	0.06430	0.03580
FT6832 GLOBAL BOND INCOME CLOSED-END PORTFOLIO SERIES 25	35-2596505	30304K295	30304K279	30304K287	30304K261		FBCHVX	9/25/2018	0.06430	0.03580
FT6832 GLOBAL BOND INCOME CLOSED-END PORTFOLIO SERIES 25	35-2596505	30304K295	30304K279	30304K287	30304K261		FBCHVX	10/25/2018	0.06300	0.03508
FT6832 GLOBAL BOND INCOME CLOSED-END PORTFOLIO SERIES 25	35-2596505	30304K295	30304K279	30304K287	30304K261		FBCHVX	11/25/2018	0.06300	0.03508
FT6832 GLOBAL BOND INCOME CLOSED-END PORTFOLIO SERIES 25	35-2596505	30304K295	30304K279	30304K287	30304K261		FBCHVX	12/25/2018	0.06300	0.03508
FT6762 RICHARD BERNSTEIN ADVISORS GBL DIVIDEND KINGS SER 23	35-2596548	30304K378	30304K360	30304K345	30304K352		FUJAYX	1/25/2018	0.02360	0.00387
FT6762 RICHARD BERNSTEIN ADVISORS GBL DIVIDEND KINGS SER 23	35-2596548	30304K378	30304K360	30304K345	30304K352		FUJAYX	1/25/2018	0.00120	0.00020
FT6762 RICHARD BERNSTEIN ADVISORS GBL DIVIDEND KINGS SER 23	35-2596548	30304K378	30304K360	30304K345	30304K352		FUJAYX	2/25/2018	0.02340	0.00384
FT6762 RICHARD BERNSTEIN ADVISORS GBL DIVIDEND KINGS SER 23	35-2596548	30304K378	30304K360	30304K345	30304K352		FUJAYX	3/25/2018	0.02740	0.00449
FT6762 RICHARD BERNSTEIN ADVISORS GBL DIVIDEND KINGS SER 23	35-2596548	30304K378	30304K360	30304K345	30304K352		FUJAYX	4/25/2018	0.02300	0.00377
FT6762 RICHARD BERNSTEIN ADVISORS GBL DIVIDEND KINGS SER 23	35-2596548	30304K378	30304K360	30304K345	30304K352		FUJAYX	4/25/2018	0.07460	0.01223
FT6762 RICHARD BERNSTEIN ADVISORS GBL DIVIDEND KINGS SER 23	35-2596548	30304K378	30304K360	30304K345	30304K352		FUJAYX	5/25/2018	0.06200	0.01016
FT6762 RICHARD BERNSTEIN ADVISORS GBL DIVIDEND KINGS SER 23	35-2596548	30304K378	30304K360	30304K345	30304K352		FUJAYX	6/25/2018	0.03460	0.00567
FT6762 RICHARD BERNSTEIN ADVISORS GBL DIVIDEND KINGS SER 23	35-2596548	30304K378	30304K360	30304K345	30304K352		FUJAYX	7/25/2018	0.03220	0.00528
FT6762 RICHARD BERNSTEIN ADVISORS GBL DIVIDEND KINGS SER 23	35-2596548	30304K378	30304K360	30304K345	30304K352		FUJAYX	8/25/2018	0.03230	0.00529
FT6762 RICHARD BERNSTEIN ADVISORS GBL DIVIDEND KINGS SER 23	35-2596548	30304K378	30304K360	30304K345	30304K352		FUJAYX	9/25/2018	0.03710	0.00608
FT6762 RICHARD BERNSTEIN ADVISORS GBL DIVIDEND KINGS SER 23	35-2596548	30304K378	30304K360	30304K345	30304K352		FUJAYX	10/25/2018	0.03590	0.00588
FT6762 RICHARD BERNSTEIN ADVISORS GBL DIVIDEND KINGS SER 23	35-2596548	30304K378	30304K360	30304K345	30304K352		FUJAYX	11/25/2018	0.02000	0.00328
FT6762 RICHARD BERNSTEIN ADVISORS GBL DIVIDEND KINGS SER 23	35-2596548	30304K378	30304K360	30304K345	30304K352		FUJAYX	11/25/2018	0.00050	0.00008
FT6762 RICHARD BERNSTEIN ADVISORS GBL DIVIDEND KINGS SER 23	35-2596548	30304K378	30304K360	30304K345	30304K352		FUJAYX	12/25/2018	0.02230	0.00365
FT6819 DOW JONES GLOBAL TITANS PORTFOLIO SERIES 22	35-2596534	30304K451	30304K436	30304K428	30304K444		FVRTBX	6/25/2018	0.14900	0.00425
FT6819 DOW JONES GLOBAL TITANS PORTFOLIO SERIES 22	35-2596534	30304K451	30304K436	30304K428	30304K444		FVRTBX	12/25/2018	0.12160	0.00347
FT6835 RB ADVISORS TACTICAL SER AMRCN INDSTRL RNSSNC 2017 3	35-2596536	30304K469	30304K493	30304K477	30304K485		FRMGAX	6/25/2018	0.03800	0.02734
FT6835 RB ADVISORS TACTICAL SER AMRCN INDSTRL RNSSNC 2017 3	35-2596536	30304K469	30304K493	30304K477	30304K485		FRMGAX	12/25/2018	0.30270	0.21782
FT6835 RB ADVISORS TACTICAL SER AMRCN INDSTRL RNSSNC 2017 3	35-2596536	30304K469	30304K493	30304K477	30304K485		FRMGAX	12/25/2018	0.04560	0.03281
FT6796 SENIOR LOAN CLOSED END AND ETF PORTFOLIO SERIES 18	35-2596570	30304L111	30304L137	30304L129	30304L103		FZDLNX	1/25/2018	0.03970	0.00073
FT6796 SENIOR LOAN CLOSED END AND ETF PORTFOLIO SERIES 18	35-2596570	30304L111	30304L137	30304L129	30304L103		FZDLNX	2/25/2018	0.03970	0.00073
FT6796 SENIOR LOAN CLOSED END AND ETF PORTFOLIO SERIES 18	35-2596570	30304L111	30304L137	30304L129	30304L103		FZDLNX	3/25/2018	0.03970	0.00073
FT6796 SENIOR LOAN CLOSED END AND ETF PORTFOLIO SERIES 18	35-2596570	30304L111	30304L137	30304L129	30304L103		FZDLNX	4/25/2018	0.03780	0.00070
FT6796 SENIOR LOAN CLOSED END AND ETF PORTFOLIO SERIES 18	35-2596570	30304L111	30304L137	30304L129	30304L103		FZDLNX	5/25/2018	0.03780	0.00070
FT6796 SENIOR LOAN CLOSED END AND ETF PORTFOLIO SERIES 18	35-2596570	30304L111	30304L137	30304L129	30304L103		FZDLNX	6/25/2018	0.03780	0.00070
FT6796 SENIOR LOAN CLOSED END AND ETF PORTFOLIO SERIES 18	35-2596570	30304L111	30304L137	30304L129	30304L103		FZDLNX	7/25/2018	0.03910	0.00072
FT6796 SENIOR LOAN CLOSED END AND ETF PORTFOLIO SERIES 18	35-2596570	30304L111	30304L137	30304L129	30304L103		FZDLNX	8/25/2018	0.03910	0.00072
FT6796 SENIOR LOAN CLOSED END AND ETF PORTFOLIO SERIES 18	35-2596570	30304L111	30304L137	30304L129	30304L103		FZDLNX	9/25/2018	0.03910	0.00072
FT6796 SENIOR LOAN CLOSED END AND ETF PORTFOLIO SERIES 18	35-2596570	30304L111	30304L137	30304L129	30304L103		FZDLNX	10/25/2018	0.03870	0.00072
FT6796 SENIOR LOAN CLOSED END AND ETF PORTFOLIO SERIES 18	35-2596570	30304L111	30304L137	30304L129	30304L103		FZDLNX	11/25/2018	0.03870	0.00072
FT6796 SENIOR LOAN CLOSED END AND ETF PORTFOLIO SERIES 18	35-2596570	30304L111	30304L137	30304L129	30304L103		FZDLNX	12/25/2018	0.03870	0.00072
FT6804 INCOME DIVIDEND EQUITY ALLOCATION IDEA PORT SERIES 13	35-2596573	30304L350	30304L343	30304L368	30304L376		FJYBRX	1/25/2018	0.01770	0.00044
FT6804 INCOME DIVIDEND EQUITY ALLOCATION IDEA PORT SERIES 13	35-2596573	30304L350	30304L343	30304L368	30304L376		FJYBRX	2/25/2018	0.01030	0.00026
FT6804 INCOME DIVIDEND EQUITY ALLOCATION IDEA PORT SERIES 13	35-2596573	30304L350	30304L343	30304L368	30304L376		FJYBRX	3/25/2018	0.02320	0.00058

Issuer's Name	EIN	CUSIP 1	CUSIP 2	CUSIP 3	CUSIP 4	CUSIP 5	Ticker Symbol	Date of Corporate Action	Distribution Per Unit	Per Unit Reduction of Taxpayer's Basis
FT6804 INCOME DIVIDEND EQUITY ALLOCATION IDEA PORT SERIES 13	35-2596573	30304L350	30304L343	30304L368	30304L376		FJYBRX	4/25/2018	0.01680	0.00042
FT6804 INCOME DIVIDEND EQUITY ALLOCATION IDEA PORT SERIES 13	35-2596573	30304L350	30304L343	30304L368	30304L376		FJYBRX	5/25/2018	0.02050	0.00051
FT6804 INCOME DIVIDEND EQUITY ALLOCATION IDEA PORT SERIES 13	35-2596573	30304L350	30304L343	30304L368	30304L376		FJYBRX	6/25/2018	0.02650	0.00066
FT6804 INCOME DIVIDEND EQUITY ALLOCATION IDEA PORT SERIES 13	35-2596573	30304L350	30304L343	30304L368	30304L376		FJYBRX	7/25/2018	0.01760	0.00044
FT6804 INCOME DIVIDEND EQUITY ALLOCATION IDEA PORT SERIES 13	35-2596573	30304L350	30304L343	30304L368	30304L376		FJYBRX	8/25/2018	0.01220	0.00030
FT6804 INCOME DIVIDEND EQUITY ALLOCATION IDEA PORT SERIES 13	35-2596573	30304L350	30304L343	30304L368	30304L376		FJYBRX	9/25/2018	0.02220	0.00055
FT6804 INCOME DIVIDEND EQUITY ALLOCATION IDEA PORT SERIES 13	35-2596573	30304L350	30304L343	30304L368	30304L376		FJYBRX	10/25/2018	0.01810	0.00045
FT6804 INCOME DIVIDEND EQUITY ALLOCATION IDEA PORT SERIES 13	35-2596573	30304L350	30304L343	30304L368	30304L376		FJYBRX	11/25/2018	0.01000	0.00025
FT6804 INCOME DIVIDEND EQUITY ALLOCATION IDEA PORT SERIES 13	35-2596573	30304L350	30304L343	30304L368	30304L376		FJYBRX	12/25/2018	0.02450	0.00061
FT6804 INCOME DIVIDEND EQUITY ALLOCATION IDEA PORT SERIES 13	35-2596573	30304L350	30304L343	30304L368	30304L376		FJYBRX	12/25/2018	0.08490	0.00211
FT6829 INTEREST RATE HEDGE AND ETF PORTFOLIO SERIES 17	35-2596584	30304L525	30304L517	30304L509	30304L533		FEMGNX	1/25/2018	0.05280	0.02266
FT6829 INTEREST RATE HEDGE AND ETF PORTFOLIO SERIES 17	35-2596584	30304L525	30304L517	30304L509	30304L533		FEMGNX	2/25/2018	0.02590	0.01112
FT6829 INTEREST RATE HEDGE AND ETF PORTFOLIO SERIES 17	35-2596584	30304L525	30304L517	30304L509	30304L533		FEMGNX	3/25/2018	0.03470	0.01489
FT6829 INTEREST RATE HEDGE AND ETF PORTFOLIO SERIES 17	35-2596584	30304L525	30304L517	30304L509	30304L533		FEMGNX	4/25/2018	0.03690	0.01584
FT6829 INTEREST RATE HEDGE AND ETF PORTFOLIO SERIES 17	35-2596584	30304L525	30304L517	30304L509	30304L533		FEMGNX	5/25/2018	0.01230	0.00528
FT6829 INTEREST RATE HEDGE AND ETF PORTFOLIO SERIES 17	35-2596584	30304L525	30304L517	30304L509	30304L533		FEMGNX	6/25/2018	0.04610	0.01979
FT6829 INTEREST RATE HEDGE AND ETF PORTFOLIO SERIES 17	35-2596584	30304L525	30304L517	30304L509	30304L533		FEMGNX	7/25/2018	0.03580	0.01537
FT6829 INTEREST RATE HEDGE AND ETF PORTFOLIO SERIES 17	35-2596584	30304L525	30304L517	30304L509	30304L533		FEMGNX	8/25/2018	0.24110	0.10348
FT6829 INTEREST RATE HEDGE AND ETF PORTFOLIO SERIES 17	35-2596584	30304L525	30304L517	30304L509	30304L533		FEMGNX	9/25/2018	0.03770	0.01618
FT6829 INTEREST RATE HEDGE AND ETF PORTFOLIO SERIES 17	35-2596584	30304L525	30304L517	30304L509	30304L533		FEMGNX	10/25/2018	0.03750	0.01610
FT6829 INTEREST RATE HEDGE AND ETF PORTFOLIO SERIES 17	35-2596584	30304L525	30304L517	30304L509	30304L533		FEMGNX	11/25/2018	0.01930	0.00828
FT6829 INTEREST RATE HEDGE AND ETF PORTFOLIO SERIES 17	35-2596584	30304L525	30304L517	30304L509	30304L533		FEMGNX	12/25/2018	0.03390	0.01455
FT6829 INTEREST RATE HEDGE AND ETF PORTFOLIO SERIES 17	35-2596584	30304L525	30304L517	30304L509	30304L533		FEMGNX	12/25/2018	0.00130	0.00056
FT6818 SENIOR LOAN AND DIVIDEND GROWERS PORTFOLIO SERIES 15	35-2596579	30304L574	30304L541	30304L566	30304L558		FYODHX	1/25/2018	0.03740	0.00033
FT6818 SENIOR LOAN AND DIVIDEND GROWERS PORTFOLIO SERIES 15	35-2596579	30304L574	30304L541	30304L566	30304L558		FYODHX	2/25/2018	0.02290	0.00020
FT6818 SENIOR LOAN AND DIVIDEND GROWERS PORTFOLIO SERIES 15	35-2596579	30304L574	30304L541	30304L566	30304L558		FYODHX	3/25/2018	0.04230	0.00037
FT6818 SENIOR LOAN AND DIVIDEND GROWERS PORTFOLIO SERIES 15	35-2596579	30304L574	30304L541	30304L566	30304L558		FYODHX	4/25/2018	0.03400	0.00030
FT6818 SENIOR LOAN AND DIVIDEND GROWERS PORTFOLIO SERIES 15	35-2596579	30304L574	30304L541	30304L566	30304L558		FYODHX	5/25/2018	0.02630	0.00023
FT6818 SENIOR LOAN AND DIVIDEND GROWERS PORTFOLIO SERIES 15	35-2596579	30304L574	30304L541	30304L566	30304L558		FYODHX	6/25/2018	0.04310	0.00038
FT6818 SENIOR LOAN AND DIVIDEND GROWERS PORTFOLIO SERIES 15	35-2596579	30304L574	30304L541	30304L566	30304L558		FYODHX	7/25/2018	0.03190	0.00028
FT6818 SENIOR LOAN AND DIVIDEND GROWERS PORTFOLIO SERIES 15	35-2596579	30304L574	30304L541	30304L566	30304L558		FYODHX	8/25/2018	0.02650	0.00023
FT6818 SENIOR LOAN AND DIVIDEND GROWERS PORTFOLIO SERIES 15	35-2596579	30304L574	30304L541	30304L566	30304L558		FYODHX	9/25/2018	0.04180	0.00037
FT6818 SENIOR LOAN AND DIVIDEND GROWERS PORTFOLIO SERIES 15	35-2596579	30304L574	30304L541	30304L566	30304L558		FYODHX	10/25/2018	0.03350	0.00029
FT6818 SENIOR LOAN AND DIVIDEND GROWERS PORTFOLIO SERIES 15	35-2596579	30304L574	30304L541	30304L566	30304L558		FYODHX	11/25/2018	0.02720	0.00024
FT6818 SENIOR LOAN AND DIVIDEND GROWERS PORTFOLIO SERIES 15	35-2596579	30304L574	30304L541	30304L566	30304L558		FYODHX	12/25/2018	0.04130	0.00036
FT6818 SENIOR LOAN AND DIVIDEND GROWERS PORTFOLIO SERIES 15	35-2596579	30304L574	30304L541	30304L566	30304L558		FYODHX	12/25/2018	0.01690	0.00015
FT6860 SMID CAPITAL STRENGTH PORTFOLIO SERIES 35	35-2600417	30304L624	30304L657	30304L632	30304L640		FMZHGX	6/25/2018	0.04530	0.03084
FT6860 SMID CAPITAL STRENGTH PORTFOLIO SERIES 35	35-2600417	30304L624	30304L657	30304L632	30304L640		FMZHGX	7/25/2018	0.30980	0.21088
FT6860 SMID CAPITAL STRENGTH PORTFOLIO SERIES 35	35-2600417	30304L624	30304L657	30304L632	30304L640		FMZHGX	12/25/2018	0.04700	0.03199
FT6852 TACTICAL INCOME PORTFOLIO SERIES 49	35-2600363	30304L681	30304L665	30304L699	30304L673		FQRABX	1/25/2018	0.01930	0.00258
FT6852 TACTICAL INCOME PORTFOLIO SERIES 49	35-2600363	30304L681	30304L665	30304L699	30304L673		FQRABX	2/25/2018	0.02300	0.00308
FT6852 TACTICAL INCOME PORTFOLIO SERIES 49	35-2600363	30304L681	30304L665	30304L699	30304L673		FQRABX	3/25/2018	0.06570	0.00879
FT6852 TACTICAL INCOME PORTFOLIO SERIES 49	35-2600363	30304L681	30304L665	30304L699	30304L673		FQRABX	4/25/2018	0.05630	0.00753
FT6852 TACTICAL INCOME PORTFOLIO SERIES 49	35-2600363	30304L681	30304L665	30304L699	30304L673		FQRABX	4/25/2018	0.07400	0.00990
FT6852 TACTICAL INCOME PORTFOLIO SERIES 49	35-2600363	30304L681	30304L665	30304L699	30304L673		FQRABX	5/25/2018	0.04940	0.00661
FT6852 TACTICAL INCOME PORTFOLIO SERIES 49	35-2600363	30304L681	30304L665	30304L699	30304L673		FQRABX	6/25/2018	0.05890	0.00788
FT6852 TACTICAL INCOME PORTFOLIO SERIES 49	35-2600363	30304L681	30304L665	30304L699	30304L673		FQRABX	7/25/2018	0.05670	0.00759
FT6852 TACTICAL INCOME PORTFOLIO SERIES 49	35-2600363	30304L681	30304L665	30304L699	30304L673		FQRABX	8/25/2018	0.05510	0.00737
FT6852 TACTICAL INCOME PORTFOLIO SERIES 49	35-2600363	30304L681	30304L665	30304L699	30304L673		FQRABX	9/25/2018	0.06720	0.00899
FT6852 TACTICAL INCOME PORTFOLIO SERIES 49	35-2600363	30304L681	30304L665	30304L699	30304L673		FQRABX	10/25/2018	0.05170	0.00692
FT6852 TACTICAL INCOME PORTFOLIO SERIES 49	35-2600363	30304L681	30304L665	30304L699	30304L673		FQRABX	11/25/2018	0.04580	0.00613
FT6852 TACTICAL INCOME PORTFOLIO SERIES 49	35-2600363	30304L681	30304L665	30304L699	30304L673		FQRABX	12/25/2018	0.05450	0.00729
FT6850 BALANCED INCOME SELECT PORTFOLIO SERIES 70	35-2596563	30304L715	30304L707	30304L731	30304L723		FOCESX	1/25/2018	0.03900	0.00625
FT6850 BALANCED INCOME SELECT PORTFOLIO SERIES 70	35-2596563	30304L715	30304L707	30304L731	30304L723		FOCESX	1/25/2018	0.00370	0.00059
FT6850 BALANCED INCOME SELECT PORTFOLIO SERIES 70	35-2596563	30304L715	30304L707	30304L731	30304L723		FOCESX	2/25/2018	0.03210	0.00515
FT6850 BALANCED INCOME SELECT PORTFOLIO SERIES 70	35-2596563	30304L715	30304L707	30304L731	30304L723		FOCESX	3/25/2018	0.04890	0.00784
FT6850 BALANCED INCOME SELECT PORTFOLIO SERIES 70	35-2596563	30304L715	30304L707	30304L731	30304L723		FOCESX	4/25/2018	0.03960	0.00635
FT6850 BALANCED INCOME SELECT PORTFOLIO SERIES 70	35-2596563	30304L715	30304L707	30304L731	30304L723		FOCESX	5/25/2018	0.03620	0.00580
FT6850 BALANCED INCOME SELECT PORTFOLIO SERIES 70	35-2596563	30304L715	30304L707	30304L731	30304L723		FOCESX	6/25/2018	0.05250	0.00842
FT6850 BALANCED INCOME SELECT PORTFOLIO SERIES 70	35-2596563	30304L715	30304L707	30304L731	30304L723		FOCESX	7/25/2018	0.03600	0.00577
FT6850 BALANCED INCOME SELECT PORTFOLIO SERIES 70	35-2596563	30304L715	30304L707	30304L731	30304L723		FOCESX	8/25/2018	0.03600	0.00577
FT6850 BALANCED INCOME SELECT PORTFOLIO SERIES 70	35-2596563	30304L715	30304L707	30304L731	30304L723		FOCESX	9/25/2018	0.05380	0.00862

Issuer's Name	EIN	CUSIP 1	CUSIP 2	CUSIP 3	CUSIP 4	CUSIP 5	Ticker Symbol	Date of Corporate Action	Distribution Per Unit	Per Unit Reduction of Taxpayer's Basis
FT6880 CORE THREE CLOSED-END ALLOCATION PORTFOLIO SERIES 32	35-2596581	30304M523	30304M531	30304M507	30304M515		FIDHAX	8/25/2018	0.04700	0.01640
FT6880 CORE THREE CLOSED-END ALLOCATION PORTFOLIO SERIES 32	35-2596581	30304M523	30304M523	30304M507	30304M515		FIDHAX	9/25/2018	0.04700	0.01640
FT6880 CORE THREE CLOSED-END ALLOCATION PORTFOLIO SERIES 32	35-2596581	30304M523	30304M531	30304M507	30304M515		FIDHAX	9/25/2018	0.00410	0.00143
FT6880 CORE THREE CLOSED-END ALLOCATION PORTFOLIO SERIES 32	35-2596581	30304M523	30304M531	30304M507	30304M515		FIDHAX	10/25/2018	0.04880	0.01703
FT6880 CORE THREE CLOSED-END ALLOCATION PORTFOLIO SERIES 32	35-2596581	30304M523	30304M531	30304M507	30304M515		FIDHAX	11/25/2018	0.04880	0.01703
FT6880 CORE THREE CLOSED-END ALLOCATION PORTFOLIO SERIES 32	35-2596581	30304M523	30304M531	30304M507	30304M515		FIDHAX	11/25/2018	0.00210	0.00073
FT6880 CORE THREE CLOSED-END ALLOCATION PORTFOLIO SERIES 32	35-2596581	30304M523	30304M531	30304M507	30304M515		FIDHAX	12/25/2018	0.04880	0.01703
FT6880 CORE THREE CLOSED-END ALLOCATION PORTFOLIO SERIES 32	35-2596581	30304M523	30304M531	30304M507	30304M515		FIDHAX	12/25/2018	0.00410	0.00143
FT6881 DIVIDEND INCOME SELECT CLOSED-END PORTFOLIO SERIES 60	35-2600350	30304M556	30304M572	30304M564	30304M549		FDYTWX	1/25/2018	0.03110	0.01603
FT6881 DIVIDEND INCOME SELECT CLOSED-END PORTFOLIO SERIES 60	35-2600350	30304M556	30304M572	30304M564	30304M549		FDYTWX	1/25/2018	0.06660	0.03432
FT6881 DIVIDEND INCOME SELECT CLOSED-END PORTFOLIO SERIES 60	35-2600350	30304M556	30304M572	30304M564	30304M549		FDYTWX	2/25/2018	0.06660	0.03432
FT6881 DIVIDEND INCOME SELECT CLOSED-END PORTFOLIO SERIES 60	35-2600350	30304M556	30304M572	30304M564	30304M549		FDYTWX	3/25/2018	0.06660	0.03432
FT6881 DIVIDEND INCOME SELECT CLOSED-END PORTFOLIO SERIES 60	35-2600350	30304M556	30304M572	30304M564	30304M549		FDYTWX	3/25/2018	0.00550	0.00283
FT6881 DIVIDEND INCOME SELECT CLOSED-END PORTFOLIO SERIES 60	35-2600350	30304M556	30304M572	30304M564	30304M549		FDYTWX	4/25/2018	0.06640	0.03422
FT6881 DIVIDEND INCOME SELECT CLOSED-END PORTFOLIO SERIES 60	35-2600350	30304M556	30304M572	30304M564	30304M549		FDYTWX	5/25/2018	0.06640	0.03422
FT6881 DIVIDEND INCOME SELECT CLOSED-END PORTFOLIO SERIES 60	35-2600350	30304M556	30304M572	30304M564	30304M549		FDYTWX	6/25/2018	0.06640	0.03422
FT6881 DIVIDEND INCOME SELECT CLOSED-END PORTFOLIO SERIES 60	35-2600350	30304M556	30304M572	30304M564	30304M549		FDYTWX	7/25/2018	0.06540	0.03370
FT6881 DIVIDEND INCOME SELECT CLOSED-END PORTFOLIO SERIES 60	35-2600350	30304M556	30304M572	30304M564	30304M549		FDYTWX	8/25/2018	0.06540	0.03370
FT6881 DIVIDEND INCOME SELECT CLOSED-END PORTFOLIO SERIES 60	35-2600350	30304M556	30304M572	30304M564	30304M549		FDYTWX	9/25/2018	0.06540	0.03370
FT6881 DIVIDEND INCOME SELECT CLOSED-END PORTFOLIO SERIES 60	35-2600350	30304M556	30304M572	30304M564	30304M549		FDYTWX	10/25/2018	0.06520	0.03360
FT6881 DIVIDEND INCOME SELECT CLOSED-END PORTFOLIO SERIES 60	35-2600350	30304M556	30304M572	30304M564	30304M549		FDYTWX	11/25/2018	0.06520	0.03360
FT6881 DIVIDEND INCOME SELECT CLOSED-END PORTFOLIO SERIES 60	35-2600350	30304M556	30304M572	30304M564	30304M549		FDYTWX	12/25/2018	0.06520	0.03360
FT6881 DIVIDEND INCOME SELECT CLOSED-END PORTFOLIO SERIES 60	35-2600350	30304M556	30304M572	30304M564	30304M549		FDYTWX	12/25/2018	0.15660	0.08018
FT6851 MUNICIPAL INCOME SELECT CLSD END PORTFOLIO SERIES 87	82-2218501	30304M598	30304M606	30304M614	30304M580		FQPRXL	1/25/2018	0.04080	0.00086
FT6851 MUNICIPAL INCOME SELECT CLSD END PORTFOLIO SERIES 87	82-2218501	30304M598	30304M606	30304M614	30304M580		FQPRXL	1/25/2018	0.00020	0.00000
FT6851 MUNICIPAL INCOME SELECT CLSD END PORTFOLIO SERIES 87	82-2218501	30304M598	30304M606	30304M614	30304M580		FQPRXL	2/25/2018	0.04080	0.00086
FT6851 MUNICIPAL INCOME SELECT CLSD END PORTFOLIO SERIES 87	82-2218501	30304M598	30304M606	30304M614	30304M580		FQPRXL	3/25/2018	0.04080	0.00086
FT6851 MUNICIPAL INCOME SELECT CLSD END PORTFOLIO SERIES 87	82-2218501	30304M598	30304M606	30304M614	30304M580		FQPRXL	4/25/2018	0.03920	0.00083
FT6851 MUNICIPAL INCOME SELECT CLSD END PORTFOLIO SERIES 87	82-2218501	30304M598	30304M606	30304M614	30304M580		FQPRXL	5/25/2018	0.03920	0.00083
FT6851 MUNICIPAL INCOME SELECT CLSD END PORTFOLIO SERIES 87	82-2218501	30304M598	30304M606	30304M614	30304M580		FQPRXL	6/25/2018	0.03920	0.00083
FT6851 MUNICIPAL INCOME SELECT CLSD END PORTFOLIO SERIES 87	82-2218501	30304M598	30304M606	30304M614	30304M580		FQPRXL	7/25/2018	0.03730	0.00079
FT6851 MUNICIPAL INCOME SELECT CLSD END PORTFOLIO SERIES 87	82-2218501	30304M598	30304M606	30304M614	30304M580		FQPRXL	8/25/2018	0.03730	0.00079
FT6851 MUNICIPAL INCOME SELECT CLSD END PORTFOLIO SERIES 87	82-2218501	30304M598	30304M606	30304M614	30304M580		FQPRXL	9/25/2018	0.03730	0.00079
FT6851 MUNICIPAL INCOME SELECT CLSD END PORTFOLIO SERIES 87	82-2218501	30304M598	30304M606	30304M614	30304M580		FQPRXL	10/25/2018	0.03650	0.00077
FT6851 MUNICIPAL INCOME SELECT CLSD END PORTFOLIO SERIES 87	82-2218501	30304M598	30304M606	30304M614	30304M580		FQPRXL	11/25/2018	0.03650	0.00077
FT6851 MUNICIPAL INCOME SELECT CLSD END PORTFOLIO SERIES 87	82-2218501	30304M598	30304M606	30304M614	30304M580		FQPRXL	12/25/2018	0.03650	0.00077
FT6754 TECHNOLOGY SELECT PORTFOLIO SERIES 66	35-2600390	30304M655	30304M630	30304M622	30304M648		FBXTLX	6/25/2018	0.04680	0.00009
FT6754 TECHNOLOGY SELECT PORTFOLIO SERIES 66	35-2600390	30304M655	30304M630	30304M622	30304M648		FBXTLX	12/25/2018	0.05600	0.00011
FT6754 TECHNOLOGY SELECT PORTFOLIO SERIES 66	35-2600390	30304M655	30304M630	30304M622	30304M648		FBXTLX	12/25/2018	0.06120	0.00012
FT6754 TECHNOLOGY SELECT PORTFOLIO SERIES 66	35-2600390	30304M655	30304M630	30304M622	30304M648		FBXTLX	1/8/2019	0.06080	0.00012
FT6855 CAPITAL STRENGTH BUY WRITE PORTFOLIO SERIES 34	35-2600391	30304M671	30304M663				FYGREX	3/25/2018	0.12320	0.08439
FT6855 CAPITAL STRENGTH BUY WRITE PORTFOLIO SERIES 34	35-2600391	30304M671	30304M663				FYGREX	6/25/2018	0.06860	0.04699
FT6855 CAPITAL STRENGTH BUY WRITE PORTFOLIO SERIES 34	35-2600391	30304M671	30304M663				FYGREX	6/25/2018	0.12300	0.08426
FT6855 CAPITAL STRENGTH BUY WRITE PORTFOLIO SERIES 34	35-2600391	30304M671	30304M663				FYGREX	9/25/2018	0.12280	0.08412
FT6855 CAPITAL STRENGTH BUY WRITE PORTFOLIO SERIES 34	35-2600391	30304M671	30304M663				FYGREX	12/25/2018	0.07730	0.05295
FT6855 CAPITAL STRENGTH BUY WRITE PORTFOLIO SERIES 34	35-2600391	30304M671	30304M663				FYGREX	12/25/2018	0.25930	0.17762
FT6856 HIGH DIVIDEND EQUITY PORTFOLIO SERIES 33	35-2600392	30304M705	30304M689	30304M713	30304M697		FPAEVX	2/25/2018	0.04680	0.00135
FT6856 HIGH DIVIDEND EQUITY PORTFOLIO SERIES 33	35-2600392	30304M705	30304M689	30304M713	30304M697		FPAEVX	3/25/2018	0.06100	0.00176
FT6856 HIGH DIVIDEND EQUITY PORTFOLIO SERIES 33	35-2600392	30304M705	30304M689	30304M713	30304M697		FPAEVX	4/25/2018	0.01390	0.00040
FT6856 HIGH DIVIDEND EQUITY PORTFOLIO SERIES 33	35-2600392	30304M705	30304M689	30304M713	30304M697		FPAEVX	5/25/2018	0.02240	0.00065
FT6856 HIGH DIVIDEND EQUITY PORTFOLIO SERIES 33	35-2600392	30304M705	30304M689	30304M713	30304M697		FPAEVX	6/25/2018	0.05850	0.00168
FT6856 HIGH DIVIDEND EQUITY PORTFOLIO SERIES 33	35-2600392	30304M705	30304M689	30304M713	30304M697		FPAEVX	7/25/2018	0.01480	0.00043
FT6856 HIGH DIVIDEND EQUITY PORTFOLIO SERIES 33	35-2600392	30304M705	30304M689	30304M713	30304M697		FPAEVX	8/25/2018	0.02240	0.00065
FT6856 HIGH DIVIDEND EQUITY PORTFOLIO SERIES 33	35-2600392	30304M705	30304M689	30304M713	30304M697		FPAEVX	9/25/2018	0.05840	0.00168
FT6856 HIGH DIVIDEND EQUITY PORTFOLIO SERIES 33	35-2600392	30304M705	30304M689	30304M713	30304M697		FPAEVX	10/25/2018	0.01560	0.00045
FT6856 HIGH DIVIDEND EQUITY PORTFOLIO SERIES 33	35-2600392	30304M705	30304M689	30304M713	30304M697		FPAEVX	11/25/2018	0.02280	0.00066
FT6856 HIGH DIVIDEND EQUITY PORTFOLIO SERIES 33	35-2600392	30304M705	30304M689	30304M713	30304M697		FPAEVX	12/25/2018	0.04050	0.00117
FT6856 HIGH DIVIDEND EQUITY PORTFOLIO SERIES 33	35-2600392	30304M705	30304M689	30304M713	30304M697		FPAEVX	12/25/2018	0.06300	0.00181
FT6878 ADR PORTFOLIO AUGUST 2017 SERIES	35-2600393	30304M739	30304M747	30304M754	30304M721		FMTUSX	3/25/2018	0.02140	0.00011
FT6878 ADR PORTFOLIO AUGUST 2017 SERIES	35-2600393	30304M739	30304M747	30304M754	30304M721		FMTUSX	4/25/2018	0.03270	0.00017
FT6878 ADR PORTFOLIO AUGUST 2017 SERIES	35-2600393	30304M739	30304M747	30304M754	30304M721		FMTUSX	5/25/2018	0.02730	0.00014

Issuer's Name	EIN	CUSIP 1	CUSIP 2	CUSIP 3	CUSIP 4	CUSIP 5	Ticker Symbol	Date of Corporate Action	Distribution Per Unit	Per Unit Reduction of Taxpayer's Basis
FT6878 ADR PORTFOLIO AUGUST 2017 SERIES	35-2600393	30304M739	30304M747	30304M754	30304M721		FMTUSX	6/25/2018	0.07270	0.00038
FT6878 ADR PORTFOLIO AUGUST 2017 SERIES	35-2600393	30304M739	30304M747	30304M754	30304M721		FMTUSX	7/25/2018	0.02620	0.00014
FT6878 ADR PORTFOLIO AUGUST 2017 SERIES	35-2600393	30304M739	30304M747	30304M754	30304M721		FMTUSX	9/25/2018	0.05630	0.00029
FT6878 ADR PORTFOLIO AUGUST 2017 SERIES	35-2600393	30304M739	30304M747	30304M754	30304M721		FMTUSX	10/25/2018	0.03110	0.00016
FT6878 ADR PORTFOLIO AUGUST 2017 SERIES	35-2600393	30304M739	30304M747	30304M754	30304M721		FMTUSX	11/25/2018	0.01180	0.00006
FT6878 ADR PORTFOLIO AUGUST 2017 SERIES	35-2600393	30304M739	30304M747	30304M754	30304M721		FMTUSX	12/25/2018	0.01610	0.00008
FT6822 TACTICAL ALPHA PORTFOLIO SERIES 14	35-2603984	30304M838	30304M812	30304M804	30304M820		FGNULX	2/25/2018	0.01380	0.00056
FT6822 TACTICAL ALPHA PORTFOLIO SERIES 14	35-2603984	30304M838	30304M812	30304M804	30304M820		FGNULX	3/25/2018	0.01470	0.00060
FT6822 TACTICAL ALPHA PORTFOLIO SERIES 14	35-2603984	30304M838	30304M812	30304M804	30304M820		FGNULX	4/25/2018	0.01440	0.00059
FT6822 TACTICAL ALPHA PORTFOLIO SERIES 14	35-2603984	30304M838	30304M812	30304M804	30304M820		FGNULX	5/25/2018	0.01900	0.00077
FT6822 TACTICAL ALPHA PORTFOLIO SERIES 14	35-2603984	30304M838	30304M812	30304M804	30304M820		FGNULX	6/25/2018	0.03060	0.00125
FT6822 TACTICAL ALPHA PORTFOLIO SERIES 14	35-2603984	30304M838	30304M812	30304M804	30304M820		FGNULX	8/25/2018	0.00230	0.00009
FT6822 TACTICAL ALPHA PORTFOLIO SERIES 14	35-2603984	30304M838	30304M812	30304M804	30304M820		FGNULX	8/25/2018	0.01620	0.00066
FT6822 TACTICAL ALPHA PORTFOLIO SERIES 14	35-2603984	30304M838	30304M812	30304M804	30304M820		FGNULX	9/25/2018	0.02450	0.00100
FT6822 TACTICAL ALPHA PORTFOLIO SERIES 14	35-2603984	30304M838	30304M812	30304M804	30304M820		FGNULX	11/25/2018	0.01840	0.00075
FT6853 SABRIENT DIVIDEND PORTFOLIO SERIES 20	35-2600368	30304M853	30304M861	30304M879	30304M846		FSGIBX	2/25/2018	0.02960	0.00837
FT6853 SABRIENT DIVIDEND PORTFOLIO SERIES 20	35-2600368	30304M853	30304M861	30304M879	30304M846		FSGIBX	3/25/2018	0.04750	0.01343
FT6853 SABRIENT DIVIDEND PORTFOLIO SERIES 20	35-2600368	30304M853	30304M861	30304M879	30304M846		FSGIBX	4/25/2018	0.03300	0.00933
FT6853 SABRIENT DIVIDEND PORTFOLIO SERIES 20	35-2600368	30304M853	30304M861	30304M879	30304M846		FSGIBX	5/25/2018	0.03030	0.00857
FT6853 SABRIENT DIVIDEND PORTFOLIO SERIES 20	35-2600368	30304M853	30304M861	30304M879	30304M846		FSGIBX	6/25/2018	0.05160	0.01459
FT6853 SABRIENT DIVIDEND PORTFOLIO SERIES 20	35-2600368	30304M853	30304M861	30304M879	30304M846		FSGIBX	7/25/2018	0.02480	0.00701
FT6853 SABRIENT DIVIDEND PORTFOLIO SERIES 20	35-2600368	30304M853	30304M861	30304M879	30304M846		FSGIBX	8/25/2018	0.03020	0.00854
FT6853 SABRIENT DIVIDEND PORTFOLIO SERIES 20	35-2600368	30304M853	30304M861	30304M879	30304M846		FSGIBX	9/25/2018	0.05270	0.01490
FT6853 SABRIENT DIVIDEND PORTFOLIO SERIES 20	35-2600368	30304M853	30304M861	30304M879	30304M846		FSGIBX	10/25/2018	0.02380	0.00667
FT6853 SABRIENT DIVIDEND PORTFOLIO SERIES 20	35-2600368	30304M853	30304M861	30304M879	30304M846		FSGIBX	10/25/2018	0.28700	0.08116
FT6853 SABRIENT DIVIDEND PORTFOLIO SERIES 20	35-2600368	30304M853	30304M861	30304M879	30304M846		FSGIBX	11/25/2018	0.04980	0.01408
FT6853 SABRIENT DIVIDEND PORTFOLIO SERIES 20	35-2600368	30304M853	30304M861	30304M879	30304M846		FSGIBX	12/25/2018	0.05060	0.01431
FT6892 STRATEGIC INCOME ADVANTAGE OPPORTUNITY CE PORT SER	35-2600352	30304N281	30304N265	30304N273	30304N299		FJRYVX	1/25/2018	0.05650	0.02980
FT6892 STRATEGIC INCOME ADVANTAGE OPPORTUNITY CE PORT SER	35-2600352	30304N281	30304N265	30304N273	30304N299		FJRYVX	1/25/2018	0.04040	0.02131
FT6892 STRATEGIC INCOME ADVANTAGE OPPORTUNITY CE PORT SER	35-2600352	30304N281	30304N265	30304N273	30304N299		FJRYVX	2/25/2018	0.00440	0.00232
FT6892 STRATEGIC INCOME ADVANTAGE OPPORTUNITY CE PORT SER	35-2600352	30304N281	30304N265	30304N273	30304N299		FJRYVX	2/25/2018	0.05650	0.02980
FT6892 STRATEGIC INCOME ADVANTAGE OPPORTUNITY CE PORT SER	35-2600352	30304N281	30304N265	30304N273	30304N299		FJRYVX	3/25/2018	0.05650	0.02980
FT6892 STRATEGIC INCOME ADVANTAGE OPPORTUNITY CE PORT SER	35-2600352	30304N281	30304N265	30304N273	30304N299		FJRYVX	4/25/2018	0.05600	0.02953
FT6892 STRATEGIC INCOME ADVANTAGE OPPORTUNITY CE PORT SER	35-2600352	30304N281	30304N265	30304N273	30304N299		FJRYVX	5/25/2018	0.05600	0.02953
FT6892 STRATEGIC INCOME ADVANTAGE OPPORTUNITY CE PORT SER	35-2600352	30304N281	30304N265	30304N273	30304N299		FJRYVX	6/25/2018	0.05600	0.02953
FT6892 STRATEGIC INCOME ADVANTAGE OPPORTUNITY CE PORT SER	35-2600352	30304N281	30304N265	30304N273	30304N299		FJRYVX	7/25/2018	0.05500	0.02901
FT6892 STRATEGIC INCOME ADVANTAGE OPPORTUNITY CE PORT SER	35-2600352	30304N281	30304N265	30304N273	30304N299		FJRYVX	8/25/2018	0.05500	0.02901
FT6892 STRATEGIC INCOME ADVANTAGE OPPORTUNITY CE PORT SER	35-2600352	30304N281	30304N265	30304N273	30304N299		FJRYVX	9/25/2018	0.05500	0.02901
FT6857 AMERICAN AGENDA PORTFOLIO SERIES 3	35-2600394	30304N364	30304N356	30304N349	30304N372		FDYIRX	6/25/2018	0.09840	0.05862
FT6857 AMERICAN AGENDA PORTFOLIO SERIES 3	35-2600394	30304N364	30304N356	30304N349	30304N372		FDYIRX	12/25/2018	0.30490	0.18163
FT6857 AMERICAN AGENDA PORTFOLIO SERIES 3	35-2600394	30304N364	30304N356	30304N349	30304N372		FDYIRX	12/25/2018	0.10470	0.06237
FT6858 CORPORATE TAX REFORM PORTFOLIO SERIES 3	35-2600395	30304N398	30304N380	30304N406	30304N414		FPVSTX	6/25/2018	0.07640	0.01789
FT6858 CORPORATE TAX REFORM PORTFOLIO SERIES 3	35-2600395	30304N398	30304N380	30304N406	30304N414		FPVSTX	12/25/2018	0.08620	0.02019
FT6858 CORPORATE TAX REFORM PORTFOLIO SERIES 3	35-2600395	30304N398	30304N380	30304N406	30304N414		FPVSTX	12/25/2018	0.29950	0.07014
FT6893 SENIOR LOAN LIMITED DRTN OPPRT CLSD END PORT SER 48	35-2596588	30304N471	30304N497	30304N489	30304N463		FLDGSX	1/25/2018	0.05730	0.00927
FT6893 SENIOR LOAN LIMITED DRTN OPPRT CLSD END PORT SER 48	35-2596588	30304N471	30304N497	30304N489	30304N463		FLDGSX	2/25/2018	0.05730	0.00927
FT6893 SENIOR LOAN LIMITED DRTN OPPRT CLSD END PORT SER 48	35-2596588	30304N471	30304N497	30304N489	30304N463		FLDGSX	3/25/2018	0.05730	0.00927
FT6893 SENIOR LOAN LIMITED DRTN OPPRT CLSD END PORT SER 48	35-2596588	30304N471	30304N497	30304N489	30304N463		FLDGSX	4/25/2018	0.05630	0.00910
FT6893 SENIOR LOAN LIMITED DRTN OPPRT CLSD END PORT SER 48	35-2596588	30304N471	30304N497	30304N489	30304N463		FLDGSX	5/25/2018	0.05630	0.00910
FT6893 SENIOR LOAN LIMITED DRTN OPPRT CLSD END PORT SER 48	35-2596588	30304N471	30304N497	30304N489	30304N463		FLDGSX	6/25/2018	0.05630	0.00910
FT6893 SENIOR LOAN LIMITED DRTN OPPRT CLSD END PORT SER 48	35-2596588	30304N471	30304N497	30304N489	30304N463		FLDGSX	7/25/2018	0.05560	0.00899
FT6893 SENIOR LOAN LIMITED DRTN OPPRT CLSD END PORT SER 48	35-2596588	30304N471	30304N497	30304N489	30304N463		FLDGSX	8/25/2018	0.05560	0.00899
FT6893 SENIOR LOAN LIMITED DRTN OPPRT CLSD END PORT SER 48	35-2596588	30304N471	30304N497	30304N489	30304N463		FLDGSX	9/25/2018	0.05560	0.00899
FT6894 US EQUITY CLOSED END PORTFOLIO SERIES 25	35-2600362	30304N513	30304N521	30304N505	30304N539		FNDHOX	1/25/2018	0.06710	0.03181
FT6894 US EQUITY CLOSED END PORTFOLIO SERIES 25	35-2600362	30304N513	30304N521	30304N505	30304N539		FNDHOX	1/25/2018	0.06500	0.03081
FT6894 US EQUITY CLOSED END PORTFOLIO SERIES 25	35-2600362	30304N513	30304N521	30304N505	30304N539		FNDHOX	2/25/2018	0.00850	0.00403
FT6894 US EQUITY CLOSED END PORTFOLIO SERIES 25	35-2600362	30304N513	30304N521	30304N505	30304N539		FNDHOX	2/25/2018	0.06500	0.03081
FT6894 US EQUITY CLOSED END PORTFOLIO SERIES 25	35-2600362	30304N513	30304N521	30304N505	30304N539		FNDHOX	3/25/2018	0.06500	0.03081
FT6894 US EQUITY CLOSED END PORTFOLIO SERIES 25	35-2600362	30304N513	30304N521	30304N505	30304N539		FNDHOX	3/25/2018	0.00490	0.00232
FT6894 US EQUITY CLOSED END PORTFOLIO SERIES 25	35-2600362	30304N513	30304N521	30304N505	30304N539		FNDHOX	4/25/2018	0.06150	0.02915

Issuer's Name	EIN	CUSIP 1	CUSIP 2	CUSIP 3	CUSIP 4	CUSIP 5	Ticker Symbol	Date of Corporate Action	Distribution Per Unit	Per Unit Reduction of Taxpayer's Basis
FT6894 US EQUITY CLOSED END PORTFOLIO SERIES 25	35-2600362	30304N513	30304N521	30304N505	30304N539		FNDHOX	5/25/2018	0.06150	0.02915
FT6894 US EQUITY CLOSED END PORTFOLIO SERIES 25	35-2600362	30304N513	30304N513	30304N505	30304N539		FNDHOX	6/25/2018	0.06150	0.02915
FT6894 US EQUITY CLOSED END PORTFOLIO SERIES 25	35-2600362	30304N513	30304N521	30304N505	30304N539		FNDHOX	6/25/2018	0.06030	0.00232
FT6894 US EQUITY CLOSED END PORTFOLIO SERIES 25	35-2600362	30304N513	30304N513	30304N505	30304N539		FNDHOX	7/25/2018	0.06030	0.02858
FT6894 US EQUITY CLOSED END PORTFOLIO SERIES 25	35-2600362	30304N513	30304N521	30304N505	30304N539		FNDHOX	8/25/2018	0.06030	0.02858
FT6894 US EQUITY CLOSED END PORTFOLIO SERIES 25	35-2600362	30304N513	30304N521	30304N505	30304N539		FNDHOX	9/25/2018	0.06030	0.02858
FT6894 US EQUITY CLOSED END PORTFOLIO SERIES 25	35-2600362	30304N513	30304N513	30304N505	30304N539		FNDHOX	9/25/2018	0.00490	0.00232
FT6894 US EQUITY CLOSED END PORTFOLIO SERIES 25	35-2600362	30304N513	30304N521	30304N505	30304N539		FNDHOX	10/25/2018	0.06070	0.02877
FT6894 US EQUITY CLOSED END PORTFOLIO SERIES 25	35-2600362	30304N513	30304N513	30304N505	30304N539		FNDHOX	11/25/2018	0.06070	0.02877
FT6894 US EQUITY CLOSED END PORTFOLIO SERIES 25	35-2600362	30304N513	30304N521	30304N505	30304N539		FNDHOX	12/25/2018	0.34230	0.16225
FT6894 US EQUITY CLOSED END PORTFOLIO SERIES 25	35-2600362	30304N513	30304N521	30304N505	30304N539		FNDHOX	12/25/2018	0.06070	0.02877
FT6895 NEW YORK MUNICIPAL INCOME SELECT CLOSED END 43	35-2600364	30304N547	30304N570	30304N554	30304N562		FZETCX	1/25/2018	0.03400	0.00045
FT6895 NEW YORK MUNICIPAL INCOME SELECT CLOSED END 43	35-2600364	30304N547	30304N570	30304N554	30304N562		FZETCX	2/25/2018	0.03380	0.00045
FT6895 NEW YORK MUNICIPAL INCOME SELECT CLOSED END 43	35-2600364	30304N547	30304N570	30304N554	30304N562		FZETCX	3/25/2018	0.03380	0.00045
FT6895 NEW YORK MUNICIPAL INCOME SELECT CLOSED END 43	35-2600364	30304N547	30304N570	30304N554	30304N562		FZETCX	4/25/2018	0.03220	0.00043
FT6895 NEW YORK MUNICIPAL INCOME SELECT CLOSED END 43	35-2600364	30304N547	30304N570	30304N554	30304N562		FZETCX	5/25/2018	0.03220	0.00043
FT6895 NEW YORK MUNICIPAL INCOME SELECT CLOSED END 43	35-2600364	30304N547	30304N570	30304N554	30304N562		FZETCX	6/25/2018	0.03220	0.00043
FT6895 NEW YORK MUNICIPAL INCOME SELECT CLOSED END 43	35-2600364	30304N547	30304N570	30304N554	30304N562		FZETCX	7/25/2018	0.03090	0.00041
FT6895 NEW YORK MUNICIPAL INCOME SELECT CLOSED END 43	35-2600364	30304N547	30304N570	30304N554	30304N562		FZETCX	8/25/2018	0.03090	0.00041
FT6895 NEW YORK MUNICIPAL INCOME SELECT CLOSED END 43	35-2600364	30304N547	30304N570	30304N554	30304N562		FZETCX	9/25/2018	0.03090	0.00041
FT6895 NEW YORK MUNICIPAL INCOME SELECT CLOSED END 43	35-2600364	30304N547	30304N570	30304N554	30304N562		FZETCX	10/25/2018	0.03050	0.00041
FT6895 NEW YORK MUNICIPAL INCOME SELECT CLOSED END 43	35-2600364	30304N547	30304N570	30304N554	30304N562		FZETCX	11/25/2018	0.03050	0.00041
FT6895 NEW YORK MUNICIPAL INCOME SELECT CLOSED END 43	35-2600364	30304N547	30304N570	30304N554	30304N562		FZETCX	12/25/2018	0.03050	0.00041
FT6900 HEALTH CARE SELECT PORTFOLIO SERIES 47	35-2600436	30304N612	30304N596	30304N588	30304N604		FPYMRX	6/25/2018	0.06190	0.02514
FT6900 HEALTH CARE SELECT PORTFOLIO SERIES 47	35-2600436	30304N612	30304N596	30304N588	30304N604		FPYMRX	12/25/2018	0.04860	0.01974
FT6900 HEALTH CARE SELECT PORTFOLIO SERIES 47	35-2600436	30304N612	30304N596	30304N588	30304N604		FPYMRX	12/25/2018	0.29820	0.12113
FT6901 TECHNOLOGY DIVIDEND PORTFOLIO SERIES 23	35-2600437	30304N620	30304N646	30304N653	30304N638		FAHKWX	1/25/2018	0.01360	0.00071
FT6901 TECHNOLOGY DIVIDEND PORTFOLIO SERIES 23	35-2600437	30304N620	30304N646	30304N653	30304N638		FAHKWX	3/25/2018	0.02030	0.00148
FT6901 TECHNOLOGY DIVIDEND PORTFOLIO SERIES 23	35-2600437	30304N620	30304N646	30304N653	30304N638		FAHKWX	4/25/2018	0.01490	0.00078
FT6901 TECHNOLOGY DIVIDEND PORTFOLIO SERIES 23	35-2600437	30304N620	30304N646	30304N653	30304N638		FAHKWX	6/25/2018	0.03360	0.00175
FT6901 TECHNOLOGY DIVIDEND PORTFOLIO SERIES 23	35-2600437	30304N620	30304N646	30304N653	30304N638		FAHKWX	7/25/2018	0.02900	0.00151
FT6901 TECHNOLOGY DIVIDEND PORTFOLIO SERIES 23	35-2600437	30304N620	30304N646	30304N653	30304N638		FAHKWX	9/25/2018	0.02730	0.00143
FT6901 TECHNOLOGY DIVIDEND PORTFOLIO SERIES 23	35-2600437	30304N620	30304N646	30304N653	30304N638		FAHKWX	10/25/2018	0.02100	0.00110
FT6901 TECHNOLOGY DIVIDEND PORTFOLIO SERIES 23	35-2600437	30304N620	30304N646	30304N653	30304N638		FAHKWX	12/25/2018	0.03980	0.00208
FT6897 STONEBRIDGE PREFERRED INCOME PORTFOLIO SERIES 14	35-2600398	30304N737	30304N711	30304N703	30304N729		FKBMAX	1/25/2018	0.04540	0.01259
FT6897 STONEBRIDGE PREFERRED INCOME PORTFOLIO SERIES 14	35-2600398	30304N737	30304N711	30304N703	30304N729		FKBMAX	2/25/2018	0.04540	0.01259
FT6897 STONEBRIDGE PREFERRED INCOME PORTFOLIO SERIES 14	35-2600398	30304N737	30304N711	30304N703	30304N729		FKBMAX	3/25/2018	0.04540	0.01259
FT6897 STONEBRIDGE PREFERRED INCOME PORTFOLIO SERIES 14	35-2600398	30304N737	30304N711	30304N703	30304N729		FKBMAX	4/25/2018	0.04430	0.01228
FT6897 STONEBRIDGE PREFERRED INCOME PORTFOLIO SERIES 14	35-2600398	30304N737	30304N711	30304N703	30304N729		FKBMAX	5/25/2018	0.04430	0.01228
FT6897 STONEBRIDGE PREFERRED INCOME PORTFOLIO SERIES 14	35-2600398	30304N737	30304N711	30304N703	30304N729		FKBMAX	6/25/2018	0.04430	0.01228
FT6897 STONEBRIDGE PREFERRED INCOME PORTFOLIO SERIES 14	35-2600398	30304N737	30304N711	30304N703	30304N729		FKBMAX	7/25/2018	0.04420	0.01226
FT6897 STONEBRIDGE PREFERRED INCOME PORTFOLIO SERIES 14	35-2600398	30304N737	30304N711	30304N703	30304N729		FKBMAX	8/25/2018	0.04420	0.01226
FT6897 STONEBRIDGE PREFERRED INCOME PORTFOLIO SERIES 14	35-2600398	30304N737	30304N711	30304N703	30304N729		FKBMAX	9/25/2018	0.04420	0.01226
FT6897 STONEBRIDGE PREFERRED INCOME PORTFOLIO SERIES 14	35-2600398	30304N737	30304N711	30304N703	30304N729		FKBMAX	10/25/2018	0.04430	0.01228
FT6897 STONEBRIDGE PREFERRED INCOME PORTFOLIO SERIES 14	35-2600398	30304N737	30304N711	30304N703	30304N729		FKBMAX	11/25/2018	0.04430	0.01228
FT6897 STONEBRIDGE PREFERRED INCOME PORTFOLIO SERIES 14	35-2600398	30304N737	30304N711	30304N703	30304N729		FKBMAX	11/25/2018	0.19620	0.05441
FT6897 STONEBRIDGE PREFERRED INCOME PORTFOLIO SERIES 14	35-2600398	30304N737	30304N711	30304N703	30304N729		FKBMAX	12/25/2018	0.04430	0.01228
FT6861 EQUITY INCOME PORTFOLIO SERIES 57	35-2600397	30304N752	30304N760	30304N778	30304N745		FGVURX	1/25/2018	0.01200	0.00035
FT6861 EQUITY INCOME PORTFOLIO SERIES 57	35-2600397	30304N752	30304N760	30304N778	30304N745		FGVURX	2/25/2018	0.01030	0.00030
FT6861 EQUITY INCOME PORTFOLIO SERIES 57	35-2600397	30304N752	30304N760	30304N778	30304N745		FGVURX	3/25/2018	0.04330	0.00127
FT6861 EQUITY INCOME PORTFOLIO SERIES 57	35-2600397	30304N752	30304N760	30304N778	30304N745		FGVURX	4/25/2018	0.01530	0.00045
FT6861 EQUITY INCOME PORTFOLIO SERIES 57	35-2600397	30304N752	30304N760	30304N778	30304N745		FGVURX	5/25/2018	0.02170	0.00064
FT6861 EQUITY INCOME PORTFOLIO SERIES 57	35-2600397	30304N752	30304N760	30304N778	30304N745		FGVURX	6/25/2018	0.04210	0.00124
FT6861 EQUITY INCOME PORTFOLIO SERIES 57	35-2600397	30304N752	30304N760	30304N778	30304N745		FGVURX	7/25/2018	0.01920	0.00056
FT6861 EQUITY INCOME PORTFOLIO SERIES 57	35-2600397	30304N752	30304N760	30304N778	30304N745		FGVURX	8/25/2018	0.01420	0.00042
FT6861 EQUITY INCOME PORTFOLIO SERIES 57	35-2600397	30304N752	30304N760	30304N778	30304N745		FGVURX	9/25/2018	0.04990	0.00147
FT6861 EQUITY INCOME PORTFOLIO SERIES 57	35-2600397	30304N752	30304N760	30304N778	30304N745		FGVURX	10/25/2018	0.01670	0.00049
FT6861 EQUITY INCOME PORTFOLIO SERIES 57	35-2600397	30304N752	30304N760	30304N778	30304N745		FGVURX	11/25/2018	0.01510	0.00044
FT6861 EQUITY INCOME PORTFOLIO SERIES 57	35-2600397	30304N752	30304N760	30304N778	30304N745		FGVURX	12/25/2018	0.04170	0.00123
FT6861 EQUITY INCOME PORTFOLIO SERIES 57	35-2600397	30304N752	30304N760	30304N778	30304N745		FGVURX	12/25/2018	0.02400	0.00071
FT6837 SABRIENT RISING RATE PORTFOLIO SERIES 6	35-2600405	30304V143	30304V168	30304V150	30304V176		FQJZMX	6/25/2018	0.04600	0.02352

Issuer's Name	EIN	CUSIP 1	CUSIP 2	CUSIP 3	CUSIP 4	CUSIP 5	Ticker Symbol	Date of Corporate Action	Distribution Per Unit	Per Unit Reduction of Taxpayer's Basis
FT6794 MUNICIPAL ADVANTAGE CLOSED END AND ETF PORT SERIES 43	35-2600411	30304V598	30304V614	30304V606	30304V580		FWBYEX	12/25/2018	0.02450	0.00164
FT6933 BALANCED INCOME PORTFOLIO SERIES 58	35-2600443	30304V705	30304V721	30304V713	30304V739		FPLZAX	1/25/2018	0.03980	0.00663
FT6933 BALANCED INCOME PORTFOLIO SERIES 58	35-2600443	30304V705	30304V721	30304V713	30304V739		FPLZAX	1/25/2018	0.00290	0.00048
FT6933 BALANCED INCOME PORTFOLIO SERIES 58	35-2600443	30304V705	30304V721	30304V713	30304V739		FPLZAX	2/25/2018	0.03350	0.00558
FT6933 BALANCED INCOME PORTFOLIO SERIES 58	35-2600443	30304V705	30304V721	30304V713	30304V739		FPLZAX	3/25/2018	0.05460	0.00910
FT6933 BALANCED INCOME PORTFOLIO SERIES 58	35-2600443	30304V705	30304V721	30304V713	30304V739		FPLZAX	4/25/2018	0.03490	0.00581
FT6933 BALANCED INCOME PORTFOLIO SERIES 58	35-2600443	30304V705	30304V721	30304V713	30304V739		FPLZAX	5/25/2018	0.03190	0.00531
FT6933 BALANCED INCOME PORTFOLIO SERIES 58	35-2600443	30304V705	30304V721	30304V713	30304V739		FPLZAX	6/25/2018	0.05560	0.00926
FT6933 BALANCED INCOME PORTFOLIO SERIES 58	35-2600443	30304V705	30304V721	30304V713	30304V739		FPLZAX	7/25/2018	0.03620	0.00603
FT6933 BALANCED INCOME PORTFOLIO SERIES 58	35-2600443	30304V705	30304V721	30304V713	30304V739		FPLZAX	8/25/2018	0.03150	0.00525
FT6933 BALANCED INCOME PORTFOLIO SERIES 58	35-2600443	30304V705	30304V721	30304V713	30304V739		FPLZAX	9/25/2018	0.05890	0.00981
FT6933 BALANCED INCOME PORTFOLIO SERIES 58	35-2600443	30304V705	30304V721	30304V713	30304V739		FPLZAX	10/25/2018	0.03260	0.00543
FT6933 BALANCED INCOME PORTFOLIO SERIES 58	35-2600443	30304V705	30304V721	30304V713	30304V739		FPLZAX	11/25/2018	0.03240	0.00540
FT6933 BALANCED INCOME PORTFOLIO SERIES 58	35-2600443	30304V705	30304V721	30304V713	30304V739		FPLZAX	12/25/2018	0.00510	0.00085
FT6933 BALANCED INCOME PORTFOLIO SERIES 58	35-2600443	30304V705	30304V721	30304V713	30304V739		FPLZAX	12/25/2018	0.05680	0.00946
FT6821 SABRIENT DEFENSIVE EQUITY PORTFOLIO SERIES 13	35-2600447	30304V762	30304V770	30304V747	30304V754		FGWEJX	6/25/2018	0.06530	0.05661
FT6821 SABRIENT DEFENSIVE EQUITY PORTFOLIO SERIES 13	35-2600447	30304V762	30304V770	30304V747	30304V754		FGWEJX	9/25/2018	0.23220	0.20129
FT6821 SABRIENT DEFENSIVE EQUITY PORTFOLIO SERIES 13	35-2600447	30304V762	30304V770	30304V747	30304V754		FGWEJX	10/25/2018	0.30860	0.26753
FT6821 SABRIENT DEFENSIVE EQUITY PORTFOLIO SERIES 13	35-2600447	30304V762	30304V770	30304V747	30304V754		FGWEJX	11/25/2018	0.10120	0.08773
FT6779 DEFENSIVE EQUITY PORTFOLIO SERIES 42	35-2600462	30304V846	30304V853	30304V820	30304V838		FNLYOX	6/25/2018	0.07430	0.04108
FT6779 DEFENSIVE EQUITY PORTFOLIO SERIES 42	35-2600462	30304V846	30304V853	30304V820	30304V838		FNLYOX	11/25/2018	0.23570	0.13032
FT6779 DEFENSIVE EQUITY PORTFOLIO SERIES 42	35-2600462	30304V846	30304V853	30304V820	30304V838		FNLYOX	12/25/2018	0.07070	0.03909
FT6779 DEFENSIVE EQUITY PORTFOLIO SERIES 42	35-2600462	30304V846	30304V853	30304V820	30304V838		FNLYOX	12/25/2018	0.29220	0.16156
FT6934 MUNICIPAL INCOME SELECT CLOSED END PORTFOLIO SER 88	35-2600404	30304W166	30304W174	30304W158	30304W141		FCYSUX	1/25/2018	0.03990	0.00079
FT6934 MUNICIPAL INCOME SELECT CLOSED END PORTFOLIO SER 88	35-2600404	30304W166	30304W174	30304W158	30304W141		FCYSUX	1/25/2018	0.00020	0.00000
FT6934 MUNICIPAL INCOME SELECT CLOSED END PORTFOLIO SER 88	35-2600404	30304W166	30304W174	30304W158	30304W141		FCYSUX	2/25/2018	0.00070	0.00001
FT6934 MUNICIPAL INCOME SELECT CLOSED END PORTFOLIO SER 88	35-2600404	30304W166	30304W174	30304W158	30304W141		FCYSUX	2/25/2018	0.03950	0.00078
FT6934 MUNICIPAL INCOME SELECT CLOSED END PORTFOLIO SER 88	35-2600404	30304W166	30304W174	30304W158	30304W141		FCYSUX	3/25/2018	0.03950	0.00078
FT6934 MUNICIPAL INCOME SELECT CLOSED END PORTFOLIO SER 88	35-2600404	30304W166	30304W174	30304W158	30304W141		FCYSUX	4/25/2018	0.03810	0.00075
FT6934 MUNICIPAL INCOME SELECT CLOSED END PORTFOLIO SER 88	35-2600404	30304W166	30304W174	30304W158	30304W141		FCYSUX	5/25/2018	0.03810	0.00075
FT6934 MUNICIPAL INCOME SELECT CLOSED END PORTFOLIO SER 88	35-2600404	30304W166	30304W174	30304W158	30304W141		FCYSUX	6/25/2018	0.03810	0.00075
FT6934 MUNICIPAL INCOME SELECT CLOSED END PORTFOLIO SER 88	35-2600404	30304W166	30304W174	30304W158	30304W141		FCYSUX	7/25/2018	0.03670	0.00073
FT6934 MUNICIPAL INCOME SELECT CLOSED END PORTFOLIO SER 88	35-2600404	30304W166	30304W174	30304W158	30304W141		FCYSUX	8/25/2018	0.03670	0.00073
FT6934 MUNICIPAL INCOME SELECT CLOSED END PORTFOLIO SER 88	35-2600404	30304W166	30304W174	30304W158	30304W141		FCYSUX	9/25/2018	0.03670	0.00073
FT6934 MUNICIPAL INCOME SELECT CLOSED END PORTFOLIO SER 88	35-2600404	30304W166	30304W174	30304W158	30304W141		FCYSUX	10/25/2018	0.03540	0.00070
FT6934 MUNICIPAL INCOME SELECT CLOSED END PORTFOLIO SER 88	35-2600404	30304W166	30304W174	30304W158	30304W141		FCYSUX	11/25/2018	0.03540	0.00070
FT6934 MUNICIPAL INCOME SELECT CLOSED END PORTFOLIO SER 88	35-2600404	30304W166	30304W174	30304W158	30304W141		FCYSUX	12/25/2018	0.03540	0.00070
FT6934 MUNICIPAL INCOME SELECT CLOSED END PORTFOLIO SER 88	35-2600404	30304W166	30304W174	30304W158	30304W141		FCYSUX	12/25/2018	0.00280	0.00006
FT6908 GLOBAL EQUITY INCOME CLOSED END PORTFOLIO SERIES 56	35-2600445	30304W190	30304W208	30304W216	30304W182		FTYZDX	1/25/2018	0.06500	0.03420
FT6908 GLOBAL EQUITY INCOME CLOSED END PORTFOLIO SERIES 56	35-2600445	30304W190	30304W208	30304W216	30304W182		FTYZDX	1/25/2018	0.04570	0.02404
FT6908 GLOBAL EQUITY INCOME CLOSED END PORTFOLIO SERIES 56	35-2600445	30304W190	30304W208	30304W216	30304W182		FTYZDX	2/25/2018	0.06500	0.03420
FT6908 GLOBAL EQUITY INCOME CLOSED END PORTFOLIO SERIES 56	35-2600445	30304W190	30304W208	30304W216	30304W182		FTYZDX	3/25/2018	0.06500	0.03420
FT6908 GLOBAL EQUITY INCOME CLOSED END PORTFOLIO SERIES 56	35-2600445	30304W190	30304W208	30304W216	30304W182		FTYZDX	4/25/2018	0.06400	0.03367
FT6908 GLOBAL EQUITY INCOME CLOSED END PORTFOLIO SERIES 56	35-2600445	30304W190	30304W208	30304W216	30304W182		FTYZDX	5/25/2018	0.06400	0.03367
FT6908 GLOBAL EQUITY INCOME CLOSED END PORTFOLIO SERIES 56	35-2600445	30304W190	30304W208	30304W216	30304W182		FTYZDX	6/25/2018	0.06400	0.03367
FT6908 GLOBAL EQUITY INCOME CLOSED END PORTFOLIO SERIES 56	35-2600445	30304W190	30304W208	30304W216	30304W182		FTYZDX	7/25/2018	0.06340	0.03335
FT6908 GLOBAL EQUITY INCOME CLOSED END PORTFOLIO SERIES 56	35-2600445	30304W190	30304W208	30304W216	30304W182		FTYZDX	8/25/2018	0.06340	0.03335
FT6908 GLOBAL EQUITY INCOME CLOSED END PORTFOLIO SERIES 56	35-2600445	30304W190	30304W208	30304W216	30304W182		FTYZDX	9/25/2018	0.06340	0.03335
FT6908 GLOBAL EQUITY INCOME CLOSED END PORTFOLIO SERIES 56	35-2600445	30304W190	30304W208	30304W216	30304W182		FTYZDX	10/25/2018	0.06300	0.03314
FT6908 GLOBAL EQUITY INCOME CLOSED END PORTFOLIO SERIES 56	35-2600445	30304W190	30304W208	30304W216	30304W182		FTYZDX	11/25/2018	0.06300	0.03314
FT6908 GLOBAL EQUITY INCOME CLOSED END PORTFOLIO SERIES 56	35-2600445	30304W190	30304W208	30304W216	30304W182		FTYZDX	12/25/2018	0.00450	0.00237
FT6908 GLOBAL EQUITY INCOME CLOSED END PORTFOLIO SERIES 56	35-2600445	30304W190	30304W208	30304W216	30304W182		FTYZDX	12/25/2018	0.06300	0.03314
FT6806 CYBERSECURITY PORTFOLIO SERIES 9	35-2600455	30304W224	30304W240	30304W232	30304W257		FHUSVX	3/25/2018	0.44120	0.15680
FT6806 CYBERSECURITY PORTFOLIO SERIES 9	35-2600455	30304W224	30304W240	30304W232	30304W257		FHUSVX	4/25/2018	0.01350	0.00480
FT6806 CYBERSECURITY PORTFOLIO SERIES 9	35-2600455	30304W224	30304W240	30304W232	30304W257		FHUSVX	7/25/2018	0.01320	0.00469
FT6806 CYBERSECURITY PORTFOLIO SERIES 9	35-2600455	30304W224	30304W240	30304W232	30304W257		FHUSVX	12/25/2018	0.01250	0.00444
FT6887 DIVERSIFIED EQUITY STRAT ALLCTN PRT 4Q17 TERM 11519	35-2604009	30304W299	30304W281	30304W273	30304W265		FZTRLX	6/25/2018	0.07630	0.00444
FT6887 DIVERSIFIED EQUITY STRAT ALLCTN PRT 4Q17 TERM 11519	35-2604009	30304W299	30304W281	30304W273	30304W265		FZTRLX	12/25/2018	0.02690	0.00157
FT6887 DIVERSIFIED EQUITY STRAT ALLCTN PRT 4Q17 TERM 11519	35-2604009	30304W299	30304W281	30304W273	30304W265		FZTRLX	12/25/2018	0.09550	0.00556

Issuer's Name	EIN	CUSIP 1	CUSIP 2	CUSIP 3	CUSIP 4	CUSIP 5	Ticker Symbol	Date of Corporate Action	Distribution Per Unit	Per Unit Reduction of Taxpayer's Basis
FT6890 SP DIVIDEND ARISTOCRATS TARGET 25 4Q 17 TERM 1919	35-2604017	30304W497	30304W489	30304W471	30304W463		FIUKOX	1/25/2018	0.01490	0.00110
FT6890 SP DIVIDEND ARISTOCRATS TARGET 25 4Q 17 TERM 1919	35-2604017	30304W497	30304W489	30304W471	30304W463		FIUKOX	2/25/2018	0.01530	0.00113
FT6890 SP DIVIDEND ARISTOCRATS TARGET 25 4Q 17 TERM 1919	35-2604017	30304W497	30304W489	30304W471	30304W463		FIUKOX	3/25/2018	0.03440	0.00254
FT6890 SP DIVIDEND ARISTOCRATS TARGET 25 4Q 17 TERM 1919	35-2604017	30304W497	30304W489	30304W471	30304W463		FIUKOX	4/25/2018	0.04170	0.00308
FT6890 SP DIVIDEND ARISTOCRATS TARGET 25 4Q 17 TERM 1919	35-2604017	30304W497	30304W489	30304W471	30304W463		FIUKOX	5/25/2018	0.01620	0.00120
FT6890 SP DIVIDEND ARISTOCRATS TARGET 25 4Q 17 TERM 1919	35-2604017	30304W497	30304W489	30304W471	30304W463		FIUKOX	6/25/2018	0.03730	0.00276
FT6890 SP DIVIDEND ARISTOCRATS TARGET 25 4Q 17 TERM 1919	35-2604017	30304W497	30304W489	30304W471	30304W463		FIUKOX	7/25/2018	0.01300	0.00096
FT6890 SP DIVIDEND ARISTOCRATS TARGET 25 4Q 17 TERM 1919	35-2604017	30304W497	30304W489	30304W471	30304W463		FIUKOX	8/25/2018	0.01610	0.00119
FT6890 SP DIVIDEND ARISTOCRATS TARGET 25 4Q 17 TERM 1919	35-2604017	30304W497	30304W489	30304W471	30304W463		FIUKOX	9/25/2018	0.03760	0.00278
FT6890 SP DIVIDEND ARISTOCRATS TARGET 25 4Q 17 TERM 1919	35-2604017	30304W497	30304W489	30304W471	30304W463		FIUKOX	10/25/2018	0.01300	0.00096
FT6890 SP DIVIDEND ARISTOCRATS TARGET 25 4Q 17 TERM 1919	35-2604017	30304W497	30304W489	30304W471	30304W463		FIUKOX	11/25/2018	0.01620	0.00120
FT6890 SP DIVIDEND ARISTOCRATS TARGET 25 4Q 17 TERM 1919	35-2604017	30304W497	30304W489	30304W471	30304W463		FIUKOX	12/25/2018	0.03560	0.00263
FT6890 SP DIVIDEND ARISTOCRATS TARGET 25 4Q 17 TERM 1919	35-2604017	30304W497	30304W489	30304W471	30304W463		FIUKOX	12/25/2018	0.00790	0.00058
FT6890 TARGET DIVSD DVD 4Q 17 TERM 1919	35-2603991	30304W554	30304W562	30304W570	30304W547		FRJANX	1/25/2018	0.01510	0.00974
FT6890 TARGET DIVSD DVD 4Q 17 TERM 1919	35-2603991	30304W554	30304W562	30304W570	30304W547		FRJANX	2/25/2018	0.01220	0.00787
FT6890 TARGET DIVSD DVD 4Q 17 TERM 1919	35-2603991	30304W554	30304W562	30304W570	30304W547		FRJANX	3/25/2018	0.04410	0.02845
FT6890 TARGET DIVSD DVD 4Q 17 TERM 1919	35-2603991	30304W554	30304W562	30304W570	30304W547		FRJANX	4/25/2018	0.03180	0.02052
FT6890 TARGET DIVSD DVD 4Q 17 TERM 1919	35-2603991	30304W554	30304W562	30304W570	30304W547		FRJANX	5/25/2018	0.01290	0.00832
FT6890 TARGET DIVSD DVD 4Q 17 TERM 1919	35-2603991	30304W554	30304W562	30304W570	30304W547		FRJANX	6/25/2018	0.06130	0.03955
FT6890 TARGET DIVSD DVD 4Q 17 TERM 1919	35-2603991	30304W554	30304W562	30304W570	30304W547		FRJANX	7/25/2018	0.29240	0.18866
FT6890 TARGET DIVSD DVD 4Q 17 TERM 1919	35-2603991	30304W554	30304W562	30304W570	30304W547		FRJANX	7/25/2018	0.02620	0.01690
FT6890 TARGET DIVSD DVD 4Q 17 TERM 1919	35-2603991	30304W554	30304W562	30304W570	30304W547		FRJANX	8/25/2018	0.01360	0.00877
FT6890 TARGET DIVSD DVD 4Q 17 TERM 1919	35-2603991	30304W554	30304W562	30304W570	30304W547		FRJANX	8/25/2018	0.34090	0.21995
FT6890 TARGET DIVSD DVD 4Q 17 TERM 1919	35-2603991	30304W554	30304W562	30304W570	30304W547		FRJANX	9/25/2018	0.03860	0.02490
FT6890 TARGET DIVSD DVD 4Q 17 TERM 1919	35-2603991	30304W554	30304W562	30304W570	30304W547		FRJANX	10/25/2018	0.02950	0.01903
FT6890 TARGET DIVSD DVD 4Q 17 TERM 1919	35-2603991	30304W554	30304W562	30304W570	30304W547		FRJANX	11/25/2018	0.01370	0.00884
FT6890 TARGET DIVSD DVD 4Q 17 TERM 1919	35-2603991	30304W554	30304W562	30304W570	30304W547		FRJANX	12/25/2018	0.04290	0.02768
FT6890 TARGET DIVSD DVD 4Q 17 TERM 1919	35-2603991	30304W554	30304W562	30304W570	30304W547		FRJANX	12/25/2018	0.26380	0.17020
FT6890 TARGET DBL PLAY 4Q 17 TERM 1919	35-2603989	30304W604	30304W588	30304W596	30304W612		FDPABX	2/25/2018	0.01190	0.00147
FT6890 TARGET DBL PLAY 4Q 17 TERM 1919	35-2603989	30304W604	30304W588	30304W596	30304W612		FDPABX	3/25/2018	0.03340	0.00412
FT6890 TARGET DBL PLAY 4Q 17 TERM 1919	35-2603989	30304W604	30304W588	30304W596	30304W612		FDPABX	4/25/2018	0.01910	0.00236
FT6890 TARGET DBL PLAY 4Q 17 TERM 1919	35-2603989	30304W604	30304W588	30304W596	30304W612		FDPABX	5/25/2018	0.03830	0.00473
FT6890 TARGET DBL PLAY 4Q 17 TERM 1919	35-2603989	30304W604	30304W588	30304W596	30304W612		FDPABX	7/25/2018	0.01820	0.00225
FT6890 TARGET DBL PLAY 4Q 17 TERM 1919	35-2603989	30304W604	30304W588	30304W596	30304W612		FDPABX	9/25/2018	0.03870	0.00478
FT6890 TARGET DBL PLAY 4Q 17 TERM 1919	35-2603989	30304W604	30304W588	30304W596	30304W612		FDPABX	10/25/2018	0.01790	0.00221
FT6890 TARGET DBL PLAY 4Q 17 TERM 1919	35-2603989	30304W604	30304W588	30304W596	30304W612		FDPABX	12/25/2018	0.00230	0.00028
FT6890 TARGET DBL PLAY 4Q 17 TERM 1919	35-2603989	30304W604	30304W588	30304W596	30304W612		FDPABX	12/25/2018	0.03890	0.00480
FT6890 TARGET GLOBAL DVD LEADERS 4Q 17 TERM 1919	35-2603990	30304W653	30304W646	30304W638	30304W620		FTNKWX	3/25/2018	0.05750	0.01076
FT6890 TARGET GLOBAL DVD LEADERS 4Q 17 TERM 1919	35-2603990	30304W653	30304W646	30304W638	30304W620		FTNKWX	4/25/2018	0.05800	0.01085
FT6890 TARGET GLOBAL DVD LEADERS 4Q 17 TERM 1919	35-2603990	30304W653	30304W646	30304W638	30304W620		FTNKWX	4/25/2018	0.12740	0.02384
FT6890 TARGET GLOBAL DVD LEADERS 4Q 17 TERM 1919	35-2603990	30304W653	30304W646	30304W638	30304W620		FTNKWX	5/25/2018	0.03200	0.00599
FT6890 TARGET GLOBAL DVD LEADERS 4Q 17 TERM 1919	35-2603990	30304W653	30304W646	30304W638	30304W620		FTNKWX	6/25/2018	0.05150	0.00964
FT6890 TARGET GLOBAL DVD LEADERS 4Q 17 TERM 1919	35-2603990	30304W653	30304W646	30304W638	30304W620		FTNKWX	7/25/2018	0.05250	0.00982
FT6890 TARGET GLOBAL DVD LEADERS 4Q 17 TERM 1919	35-2603990	30304W653	30304W646	30304W638	30304W620		FTNKWX	8/25/2018	0.04440	0.00831
FT6890 TARGET GLOBAL DVD LEADERS 4Q 17 TERM 1919	35-2603990	30304W653	30304W646	30304W638	30304W620		FTNKWX	9/25/2018	0.08900	0.01665
FT6890 TARGET GLOBAL DVD LEADERS 4Q 17 TERM 1919	35-2603990	30304W653	30304W646	30304W638	30304W620		FTNKWX	10/25/2018	0.04260	0.00797
FT6890 TARGET GLOBAL DVD LEADERS 4Q 17 TERM 1919	35-2603990	30304W653	30304W646	30304W638	30304W620		FTNKWX	11/25/2018	0.02710	0.00507
FT6890 TARGET GLOBAL DVD LEADERS 4Q 17 TERM 1919	35-2603990	30304W653	30304W646	30304W638	30304W620		FTNKWX	12/25/2018	0.03540	0.00662
FT6890 SP TARGET SMID 60 4Q 17 TERM 1919	35-2604015	30304W729	30304W737	30304W711	30304W703		FBWRIX	6/25/2018	0.06380	0.04669
FT6890 SP TARGET SMID 60 4Q 17 TERM 1919	35-2604015	30304W729	30304W737	30304W711	30304W703		FBWRIX	11/25/2018	0.38010	0.27816
FT6890 SP TARGET SMID 60 4Q 17 TERM 1919	35-2604015	30304W729	30304W737	30304W711	30304W703		FBWRIX	12/25/2018	0.25220	0.18456
FT6890 SP TARGET SMID 60 4Q 17 TERM 1919	35-2604015	30304W729	30304W737	30304W711	30304W703		FBWRIX	12/25/2018	0.07560	0.05532
FT6890 TARGET FOCUS 4 4Q 17 TERM 1919	35-2604013	30304W778	30304W752	30304W760	30304W745		FIBLUX	6/25/2018	0.09490	0.01254
FT6890 TARGET FOCUS 4 4Q 17 TERM 1919	35-2604013	30304W778	30304W752	30304W760	30304W745		FIBLUX	11/25/2018	0.11460	0.01514
FT6890 TARGET FOCUS 4 4Q 17 TERM 1919	35-2604013	30304W778	30304W752	30304W760	30304W745		FIBLUX	12/25/2018	0.07570	0.01000
FT6890 TARGET FOCUS 4 4Q 17 TERM 1919	35-2604013	30304W778	30304W752	30304W760	30304W745		FIBLUX	12/25/2018	0.10510	0.01388
FT6890 TARGET GROWTH 4Q 17 TERM 1919	35-2604012	30304W802	30304W794	30304W810	30304W786		FVESYX	6/25/2018	0.01570	0.01349
FT6890 TARGET GROWTH 4Q 17 TERM 1919	35-2604012	30304W802	30304W794	30304W810	30304W786		FVESYX	12/25/2018	0.02090	0.01795
FT6890 TARGET GROWTH 4Q 17 TERM 1919	35-2604012	30304W802	30304W794	30304W810	30304W786		FVESYX	12/25/2018	0.00670	0.00576
FT6890 TARGET TRIAD 4Q 17 TERM 1919	35-2604011	30304W844	30304W851	30304W828	30304W836		FTORAX	6/25/2018	0.07050	0.04655

Issuer's Name	EIN	CUSIP 1	CUSIP 2	CUSIP 3	CUSIP 4	CUSIP 5	Ticker Symbol	Date of Corporate Action	Distribution Per Unit	Per Unit Reduction of Taxpayer's Basis
FT6890 TARGET TRIAD 4Q 17 TERM 1919	35-2604011	30304W844	30304W851	30304W828	30304W836		FTORAX	7/25/2018	0.08710	0.05751
FT6890 TARGET TRIAD 4Q 17 TERM 1919	35-2604011	30304W844	30304W851	30304W828	30304W836		FTORAX	8/25/2018	0.10240	0.06761
FT6890 TARGET TRIAD 4Q 17 TERM 1919	35-2604011	30304W844	30304W851	30304W828	30304W836		FTORAX	12/25/2018	0.07810	0.05157
FT6890 TARGET TRIAD 4Q 17 TERM 1919	35-2604011	30304W844	30304W851	30304W828	30304W836		FTORAX	12/25/2018	0.07870	0.05197
FT6890 TARGET VIP 4Q 17 TERM 1919	35-2604010	30304X131	30304X107	30304X115	30304X123		FSJMPX	6/25/2018	0.08360	0.02427
FT6890 TARGET VIP 4Q 17 TERM 1919	35-2604010	30304X131	30304X107	30304X115	30304X123		FSJMPX	11/25/2018	0.05410	0.01571
FT6890 TARGET VIP 4Q 17 TERM 1919	35-2604010	30304X131	30304X107	30304X115	30304X123		FSJMPX	12/25/2018	0.01400	0.00406
FT6890 TARGET VIP 4Q 17 TERM 1919	35-2604010	30304X131	30304X107	30304X115	30304X123		FSJMPX	12/25/2018	0.08020	0.02328
FT6886 EUROPEAN TARGET HIGH QUALITY DIVIDEND PORT SER 15	35-2604021	30304X172	30304X156	30304X164	30304X149		FSBRYX	4/25/2018	0.02530	0.00387
FT6886 EUROPEAN TARGET HIGH QUALITY DIVIDEND PORT SER 15	35-2604021	30304X172	30304X156	30304X164	30304X149		FSBRYX	5/25/2018	0.09130	0.01396
FT6886 EUROPEAN TARGET HIGH QUALITY DIVIDEND PORT SER 15	35-2604021	30304X172	30304X156	30304X164	30304X149		FSBRYX	6/25/2018	0.03690	0.00564
FT6886 EUROPEAN TARGET HIGH QUALITY DIVIDEND PORT SER 15	35-2604021	30304X172	30304X156	30304X164	30304X149		FSBRYX	7/25/2018	0.03370	0.00515
FT6886 EUROPEAN TARGET HIGH QUALITY DIVIDEND PORT SER 15	35-2604021	30304X172	30304X156	30304X164	30304X149		FSBRYX	7/25/2018	0.00410	0.00063
FT6886 EUROPEAN TARGET HIGH QUALITY DIVIDEND PORT SER 15	35-2604021	30304X172	30304X156	30304X164	30304X149		FSBRYX	8/25/2018	0.01900	0.00291
FT6886 EUROPEAN TARGET HIGH QUALITY DIVIDEND PORT SER 15	35-2604021	30304X172	30304X156	30304X164	30304X149		FSBRYX	10/25/2018	0.01660	0.00254
FT6886 EUROPEAN TARGET HIGH QUALITY DIVIDEND PORT SER 15	35-2604021	30304X172	30304X156	30304X164	30304X149		FSBRYX	11/25/2018	0.02590	0.00396
FT6886 EUROPEAN TARGET HIGH QUALITY DIVIDEND PORT SER 15	35-2604021	30304X172	30304X156	30304X164	30304X149		FSBRYX	12/25/2018	0.01810	0.00277
FT6886 TARGET DIVIDEND BLEND PORTFOLIO SERIES 15	35-2604019	30304X206	30304X214	30304X180	30304X198		FBEHJX	2/25/2018	0.01400	0.00683
FT6886 TARGET DIVIDEND BLEND PORTFOLIO SERIES 15	35-2604019	30304X206	30304X214	30304X180	30304X198		FBEHJX	3/25/2018	0.05450	0.02659
FT6886 TARGET DIVIDEND BLEND PORTFOLIO SERIES 15	35-2604019	30304X206	30304X214	30304X180	30304X198		FBEHJX	4/25/2018	0.04210	0.02054
FT6886 TARGET DIVIDEND BLEND PORTFOLIO SERIES 15	35-2604019	30304X206	30304X214	30304X180	30304X198		FBEHJX	4/25/2018	0.06390	0.03118
FT6886 TARGET DIVIDEND BLEND PORTFOLIO SERIES 15	35-2604019	30304X206	30304X214	30304X180	30304X198		FBEHJX	5/25/2018	0.01980	0.00966
FT6886 TARGET DIVIDEND BLEND PORTFOLIO SERIES 15	35-2604019	30304X206	30304X214	30304X180	30304X198		FBEHJX	6/25/2018	0.04900	0.02391
FT6886 TARGET DIVIDEND BLEND PORTFOLIO SERIES 15	35-2604019	30304X206	30304X214	30304X180	30304X198		FBEHJX	7/25/2018	0.03770	0.01839
FT6886 TARGET DIVIDEND BLEND PORTFOLIO SERIES 15	35-2604019	30304X206	30304X214	30304X180	30304X198		FBEHJX	8/25/2018	0.22610	0.11031
FT6886 TARGET DIVIDEND BLEND PORTFOLIO SERIES 15	35-2604019	30304X206	30304X214	30304X180	30304X198		FBEHJX	8/25/2018	0.21930	0.10700
FT6886 TARGET DIVIDEND BLEND PORTFOLIO SERIES 15	35-2604019	30304X206	30304X214	30304X180	30304X198		FBEHJX	9/25/2018	0.06850	0.03342
FT6886 TARGET DIVIDEND BLEND PORTFOLIO SERIES 15	35-2604019	30304X206	30304X214	30304X180	30304X198		FBEHJX	10/25/2018	0.03140	0.01532
FT6886 TARGET DIVIDEND BLEND PORTFOLIO SERIES 15	35-2604019	30304X206	30304X214	30304X180	30304X198		FBEHJX	11/25/2018	0.01730	0.00844
FT6886 TARGET DIVIDEND BLEND PORTFOLIO SERIES 15	35-2604019	30304X206	30304X214	30304X180	30304X198		FBEHJX	12/25/2018	0.04070	0.01986
FT6886 TARGET HIGH QUALITY DIVIDEND PORTFOLIO SERIES 20	35-2604020	30304X230	30304X248	30304X222	30304X255		FCLKEX	2/25/2018	0.02930	0.01505
FT6886 TARGET HIGH QUALITY DIVIDEND PORTFOLIO SERIES 20	35-2604020	30304X230	30304X248	30304X222	30304X255		FCLKEX	3/25/2018	0.04520	0.02321
FT6886 TARGET HIGH QUALITY DIVIDEND PORTFOLIO SERIES 20	35-2604020	30304X230	30304X248	30304X222	30304X255		FCLKEX	4/25/2018	0.02640	0.01356
FT6886 TARGET HIGH QUALITY DIVIDEND PORTFOLIO SERIES 20	35-2604020	30304X230	30304X248	30304X222	30304X255		FCLKEX	6/25/2018	0.05450	0.02799
FT6886 TARGET HIGH QUALITY DIVIDEND PORTFOLIO SERIES 20	35-2604020	30304X230	30304X248	30304X222	30304X255		FCLKEX	7/25/2018	0.02280	0.01171
FT6886 TARGET HIGH QUALITY DIVIDEND PORTFOLIO SERIES 20	35-2604020	30304X230	30304X248	30304X222	30304X255		FCLKEX	8/25/2018	0.39230	0.20145
FT6886 TARGET HIGH QUALITY DIVIDEND PORTFOLIO SERIES 20	35-2604020	30304X230	30304X248	30304X222	30304X255		FCLKEX	8/25/2018	0.45460	0.23344
FT6886 TARGET HIGH QUALITY DIVIDEND PORTFOLIO SERIES 20	35-2604020	30304X230	30304X248	30304X222	30304X255		FCLKEX	9/25/2018	0.04820	0.02475
FT6886 TARGET HIGH QUALITY DIVIDEND PORTFOLIO SERIES 20	35-2604020	30304X230	30304X248	30304X222	30304X255		FCLKEX	10/25/2018	0.02040	0.01048
FT6886 TARGET HIGH QUALITY DIVIDEND PORTFOLIO SERIES 20	35-2604020	30304X230	30304X248	30304X222	30304X255		FCLKEX	12/25/2018	0.05380	0.02763
FT6888 INCOME ALLOCATION CLOSED END 4Q 17	35-2604016	30304X263	30304X271	30304X297	30304X289		FYPOAX	1/25/2018	0.00270	0.00111
FT6888 INCOME ALLOCATION CLOSED END 4Q 17	35-2604016	30304X263	30304X271	30304X297	30304X289		FYPOAX	1/25/2018	0.06100	0.02514
FT6888 INCOME ALLOCATION CLOSED END 4Q 17	35-2604016	30304X263	30304X271	30304X297	30304X289		FYPOAX	2/25/2018	0.06100	0.02514
FT6888 INCOME ALLOCATION CLOSED END 4Q 17	35-2604016	30304X263	30304X271	30304X297	30304X289		FYPOAX	3/25/2018	0.06100	0.02514
FT6888 INCOME ALLOCATION CLOSED END 4Q 17	35-2604016	30304X263	30304X271	30304X297	30304X289		FYPOAX	3/25/2018	0.00540	0.00223
FT6888 INCOME ALLOCATION CLOSED END 4Q 17	35-2604016	30304X263	30304X271	30304X297	30304X289		FYPOAX	4/25/2018	0.05860	0.02415
FT6888 INCOME ALLOCATION CLOSED END 4Q 17	35-2604016	30304X263	30304X271	30304X297	30304X289		FYPOAX	5/25/2018	0.05860	0.02415
FT6888 INCOME ALLOCATION CLOSED END 4Q 17	35-2604016	30304X263	30304X271	30304X297	30304X289		FYPOAX	6/25/2018	0.05860	0.02415
FT6888 INCOME ALLOCATION CLOSED END 4Q 17	35-2604016	30304X263	30304X271	30304X297	30304X289		FYPOAX	7/25/2018	0.05840	0.02407
FT6888 INCOME ALLOCATION CLOSED END 4Q 17	35-2604016	30304X263	30304X271	30304X297	30304X289		FYPOAX	8/25/2018	0.05840	0.02407
FT6888 INCOME ALLOCATION CLOSED END 4Q 17	35-2604016	30304X263	30304X271	30304X297	30304X289		FYPOAX	9/25/2018	0.05840	0.02407
FT6888 INCOME ALLOCATION CLOSED END 4Q 17	35-2604016	30304X263	30304X271	30304X297	30304X289		FYPOAX	10/25/2018	0.05860	0.02415
FT6888 INCOME ALLOCATION CLOSED END 4Q 17	35-2604016	30304X263	30304X271	30304X297	30304X289		FYPOAX	11/25/2018	0.05860	0.02415
FT6888 INCOME ALLOCATION CLOSED END 4Q 17	35-2604016	30304X263	30304X271	30304X297	30304X289		FYPOAX	12/25/2018	0.05860	0.02415
FT6888 INCOME ALLOCATION CLOSED END 4Q 17	35-2604016	30304X263	30304X271	30304X297	30304X289		FYPOAX	12/25/2018	0.02430	0.01001
FT6935 STRATEGIC INC ADVANTAGE SELECT CLOSED END PORT SER 68	35-2600408	30304X347	30304X354	30304X362	30304X370		FWLBMX	1/25/2018	0.05900	0.02382
FT6935 STRATEGIC INC ADVANTAGE SELECT CLOSED END PORT SER 68	35-2600408	30304X347	30304X354	30304X362	30304X370		FWLBMX	1/25/2018	0.04220	0.01704
FT6935 STRATEGIC INC ADVANTAGE SELECT CLOSED END PORT SER 68	35-2600408	30304X347	30304X354	30304X362	30304X370		FWLBMX	2/25/2018	0.00510	0.00206
FT6935 STRATEGIC INC ADVANTAGE SELECT CLOSED END PORT SER 68	35-2600408	30304X347	30304X354	30304X362	30304X370		FWLBMX	2/25/2018	0.05900	0.02382
FT6935 STRATEGIC INC ADVANTAGE SELECT CLOSED END PORT SER 68	35-2600408	30304X347	30304X354	30304X362	30304X370		FWLBMX	3/25/2018	0.05900	0.02382
FT6935 STRATEGIC INC ADVANTAGE SELECT CLOSED END PORT SER 68	35-2600408	30304X347	30304X354	30304X362	30304X370		FWLBMX	4/25/2018	0.05820	0.02350

Issuer's Name	EIN	CUSIP 1	CUSIP 2	CUSIP 3	CUSIP 4	CUSIP 5	Ticker Symbol	Date of Corporate Action	Distribution Per Unit	Per Unit Reduction of Taxpayer's Basis
FT6913 MULTI SECTOR INCOME PORTFOLIO SERIES 37	35-2600463	30304X560	30304X545	30304X552	30304X578		FYRGDX	7/25/2018	0.03630	0.01237
FT6913 MULTI SECTOR INCOME PORTFOLIO SERIES 37	35-2600463	30304X560	30304X545	30304X552	30304X578		FYRGDX	8/25/2018	0.04450	0.01517
FT6913 MULTI SECTOR INCOME PORTFOLIO SERIES 37	35-2600463	30304X560	30304X545	30304X552	30304X578		FYRGDX	9/25/2018	0.05400	0.01841
FT6913 MULTI SECTOR INCOME PORTFOLIO SERIES 37	35-2600463	30304X560	30304X545	30304X552	30304X578		FYRGDX	10/25/2018	0.03110	0.01060
FT6913 MULTI SECTOR INCOME PORTFOLIO SERIES 37	35-2600463	30304X560	30304X545	30304X552	30304X578		FYRGDX	11/25/2018	0.03970	0.01353
FT6910 DIVIDEND GROWTH PORTFOLIO SERIES 19	35-2600458	30304X602	30304X610	30304X586	30304X594		FPTGZX	1/25/2018	0.01400	0.00062
FT6910 DIVIDEND GROWTH PORTFOLIO SERIES 19	35-2600458	30304X602	30304X610	30304X586	30304X594		FPTGZX	3/25/2018	0.05540	0.00245
FT6910 DIVIDEND GROWTH PORTFOLIO SERIES 19	35-2600458	30304X602	30304X610	30304X586	30304X594		FPTGZX	4/25/2018	0.01950	0.00086
FT6910 DIVIDEND GROWTH PORTFOLIO SERIES 19	35-2600458	30304X602	30304X610	30304X586	30304X594		FPTGZX	5/25/2018	0.01150	0.00051
FT6910 DIVIDEND GROWTH PORTFOLIO SERIES 19	35-2600458	30304X602	30304X610	30304X586	30304X594		FPTGZX	6/25/2018	0.04950	0.00219
FT6910 DIVIDEND GROWTH PORTFOLIO SERIES 19	35-2600458	30304X602	30304X610	30304X586	30304X594		FPTGZX	7/25/2018	0.01500	0.00066
FT6910 DIVIDEND GROWTH PORTFOLIO SERIES 19	35-2600458	30304X602	30304X610	30304X586	30304X594		FPTGZX	8/25/2018	0.01160	0.00051
FT6910 DIVIDEND GROWTH PORTFOLIO SERIES 19	35-2600458	30304X602	30304X610	30304X586	30304X594		FPTGZX	9/25/2018	0.05000	0.00221
FT6910 DIVIDEND GROWTH PORTFOLIO SERIES 19	35-2600458	30304X602	30304X610	30304X586	30304X594		FPTGZX	10/25/2018	0.01560	0.00069
FT6910 DIVIDEND GROWTH PORTFOLIO SERIES 19	35-2600458	30304X602	30304X610	30304X586	30304X594		FPTGZX	11/25/2018	0.01190	0.00053
FT6910 DIVIDEND GROWTH PORTFOLIO SERIES 19	35-2600458	30304X602	30304X610	30304X586	30304X594		FPTGZX	12/25/2018	0.04850	0.00214
FT6915 ENERGY SELECT PORTFOLIO SERIES 65	35-2603927	30304X727	30304X701	30304X735	30304X719		FANDEX	6/25/2018	0.13000	0.00095
FT6915 ENERGY SELECT PORTFOLIO SERIES 65	35-2603927	30304X727	30304X701	30304X735	30304X719		FANDEX	10/25/2018	0.06280	0.00046
FT6915 ENERGY SELECT PORTFOLIO SERIES 65	35-2603927	30304X727	30304X701	30304X735	30304X719		FANDEX	12/25/2018	0.03600	0.00026
FT6915 ENERGY SELECT PORTFOLIO SERIES 65	35-2603927	30304X727	30304X701	30304X735	30304X719		FANDEX	12/25/2018	0.12510	0.00091
FT6783 U.S. INFRASTRUCTURE PORTFOLIO SERIES 12	35-2603925	30304X784	30304X792	30304X800	30304X818		FPKGMX	6/25/2018	0.03750	0.00126
FT6783 U.S. INFRASTRUCTURE PORTFOLIO SERIES 12	35-2603925	30304X784	30304X792	30304X800	30304X818		FPKGMX	12/25/2018	0.05760	0.00194
FT6939 CORPORATE HIGH INCOME PORTFOLIO SERIES 25	35-2600450	30304Y147	30304Y154				FNPBRX	1/25/2018	3.48000	0.62501
FT6939 CORPORATE HIGH INCOME PORTFOLIO SERIES 25	35-2600450	30304Y147	30304Y154				FNPBRX	2/25/2018	3.48000	0.62501
FT6939 CORPORATE HIGH INCOME PORTFOLIO SERIES 25	35-2600450	30304Y147	30304Y154				FNPBRX	3/25/2018	3.49000	0.62680
FT6939 CORPORATE HIGH INCOME PORTFOLIO SERIES 25	35-2600450	30304Y147	30304Y154				FNPBRX	4/25/2018	3.48000	0.62501
FT6939 CORPORATE HIGH INCOME PORTFOLIO SERIES 25	35-2600450	30304Y147	30304Y154				FNPBRX	5/25/2018	3.48000	0.62501
FT6939 CORPORATE HIGH INCOME PORTFOLIO SERIES 25	35-2600450	30304Y147	30304Y154				FNPBRX	6/25/2018	3.47000	0.62321
FT6939 CORPORATE HIGH INCOME PORTFOLIO SERIES 25	35-2600450	30304Y147	30304Y154				FNPBRX	7/25/2018	3.47000	0.62321
FT6939 CORPORATE HIGH INCOME PORTFOLIO SERIES 25	35-2600450	30304Y147	30304Y154				FNPBRX	8/25/2018	3.48000	0.62501
FT6939 CORPORATE HIGH INCOME PORTFOLIO SERIES 25	35-2600450	30304Y147	30304Y154				FNPBRX	9/25/2018	3.47000	0.62321
FT6939 CORPORATE HIGH INCOME PORTFOLIO SERIES 25	35-2600450	30304Y147	30304Y154				FNPBRX	10/25/2018	3.47000	0.62321
FT6939 CORPORATE HIGH INCOME PORTFOLIO SERIES 25	35-2600450	30304Y147	30304Y154				FNPBRX	11/25/2018	3.52000	0.63219
FT6939 CORPORATE HIGH INCOME PORTFOLIO SERIES 25	35-2600450	30304Y147	30304Y154				FNPBRX	12/25/2018	4.02000	0.72199
FT6940 INTEREST RATE HEDGE PORTFOLIO SERIES 113	35-2603928	30304Y188	30304Y170	30304Y196	30304Y162		FEMGRX	1/25/2018	0.04620	0.01703
FT6940 INTEREST RATE HEDGE PORTFOLIO SERIES 113	35-2603928	30304Y188	30304Y170	30304Y196	30304Y162		FEMGRX	2/25/2018	0.02410	0.00889
FT6940 INTEREST RATE HEDGE PORTFOLIO SERIES 113	35-2603928	30304Y188	30304Y170	30304Y196	30304Y162		FEMGRX	3/25/2018	0.06780	0.02500
FT6940 INTEREST RATE HEDGE PORTFOLIO SERIES 113	35-2603928	30304Y188	30304Y170	30304Y196	30304Y162		FEMGRX	4/25/2018	0.03880	0.01431
FT6940 INTEREST RATE HEDGE PORTFOLIO SERIES 113	35-2603928	30304Y188	30304Y170	30304Y196	30304Y162		FEMGRX	5/25/2018	0.03000	0.01106
FT6940 INTEREST RATE HEDGE PORTFOLIO SERIES 113	35-2603928	30304Y188	30304Y170	30304Y196	30304Y162		FEMGRX	6/25/2018	0.06650	0.02452
FT6940 INTEREST RATE HEDGE PORTFOLIO SERIES 113	35-2603928	30304Y188	30304Y170	30304Y196	30304Y162		FEMGRX	7/25/2018	0.03840	0.01416
FT6940 INTEREST RATE HEDGE PORTFOLIO SERIES 113	35-2603928	30304Y188	30304Y170	30304Y196	30304Y162		FEMGRX	8/25/2018	0.02940	0.01084
FT6940 INTEREST RATE HEDGE PORTFOLIO SERIES 113	35-2603928	30304Y188	30304Y170	30304Y196	30304Y162		FEMGRX	9/25/2018	0.06620	0.02441
FT6940 INTEREST RATE HEDGE PORTFOLIO SERIES 113	35-2603928	30304Y188	30304Y170	30304Y196	30304Y162		FEMGRX	10/25/2018	0.03870	0.01427
FT6940 INTEREST RATE HEDGE PORTFOLIO SERIES 113	35-2603928	30304Y188	30304Y170	30304Y196	30304Y162		FEMGRX	11/25/2018	0.02940	0.01084
FT6940 INTEREST RATE HEDGE PORTFOLIO SERIES 113	35-2603928	30304Y188	30304Y170	30304Y196	30304Y162		FEMGRX	12/25/2018	0.06680	0.02463
FT6940 INTEREST RATE HEDGE PORTFOLIO SERIES 113	35-2603928	30304Y188	30304Y170	30304Y196	30304Y162		FEMGRX	12/25/2018	0.03300	0.01217
FT6942 HIGH DIVIDEND EQUITY ALLOCATION PORTFOLIO SERIES 25	35-2603923	30304Y212	30304Y238	30304Y220	30304Y204		FBMVJX	2/25/2018	0.02100	0.00859
FT6942 HIGH DIVIDEND EQUITY ALLOCATION PORTFOLIO SERIES 25	35-2603923	30304Y212	30304Y238	30304Y220	30304Y204		FBMVJX	3/25/2018	0.03940	0.01611
FT6942 HIGH DIVIDEND EQUITY ALLOCATION PORTFOLIO SERIES 25	35-2603923	30304Y212	30304Y238	30304Y220	30304Y204		FBMVJX	4/25/2018	0.03110	0.01272
FT6942 HIGH DIVIDEND EQUITY ALLOCATION PORTFOLIO SERIES 25	35-2603923	30304Y212	30304Y238	30304Y220	30304Y204		FBMVJX	5/25/2018	0.02050	0.00838
FT6942 HIGH DIVIDEND EQUITY ALLOCATION PORTFOLIO SERIES 25	35-2603923	30304Y212	30304Y238	30304Y220	30304Y204		FBMVJX	6/25/2018	0.05270	0.02155
FT6942 HIGH DIVIDEND EQUITY ALLOCATION PORTFOLIO SERIES 25	35-2603923	30304Y212	30304Y238	30304Y220	30304Y204		FBMVJX	7/25/2018	0.02780	0.01137
FT6942 HIGH DIVIDEND EQUITY ALLOCATION PORTFOLIO SERIES 25	35-2603923	30304Y212	30304Y238	30304Y220	30304Y204		FBMVJX	8/25/2018	0.02050	0.00838
FT6942 HIGH DIVIDEND EQUITY ALLOCATION PORTFOLIO SERIES 25	35-2603923	30304Y212	30304Y238	30304Y220	30304Y204		FBMVJX	9/25/2018	0.06400	0.02617
FT6942 HIGH DIVIDEND EQUITY ALLOCATION PORTFOLIO SERIES 25	35-2603923	30304Y212	30304Y238	30304Y220	30304Y204		FBMVJX	10/25/2018	0.02200	0.00900
FT6942 HIGH DIVIDEND EQUITY ALLOCATION PORTFOLIO SERIES 25	35-2603923	30304Y212	30304Y238	30304Y220	30304Y204		FBMVJX	11/25/2018	0.01430	0.00585
FT6942 HIGH DIVIDEND EQUITY ALLOCATION PORTFOLIO SERIES 25	35-2603923	30304Y212	30304Y238	30304Y220	30304Y204		FBMVJX	12/25/2018	0.03890	0.01591
FT6942 HIGH DIVIDEND EQUITY ALLOCATION PORTFOLIO SERIES 25	35-2603923	30304Y212	30304Y238	30304Y220	30304Y204		FBMVJX	12/25/2018	0.26730	0.10930
FT6941 STRATEGIC INC ADVANTAGE OPP CLOSED END PORT SERIES 2	35-2603922	30304Y261	30304Y279	30304Y246	30304Y253		FARWQX	1/25/2018	0.06110	0.04071

Issuer's Name	EIN	CUSIP 1	CUSIP 2	CUSIP 3	CUSIP 4	CUSIP 5	Ticker Symbol	Date of Corporate Action	Distribution Per Unit	Per Unit Reduction of Taxpayer's Basis
FT6932 STRATEGIC INCOME CLOSED END PORTFOLIO SERIES 64	35-2603935	30304Y568	30304Y535	30304Y543	30304Y550		FMPIEX	5/25/2018	0.05990	0.00973
FT6932 STRATEGIC INCOME CLOSED END PORTFOLIO SERIES 64	35-2603935	30304Y568	30304Y535	30304Y543	30304Y550		FMPIEX	6/25/2018	0.05990	0.00973
FT6932 STRATEGIC INCOME CLOSED END PORTFOLIO SERIES 64	35-2603935	30304Y568	30304Y535	30304Y543	30304Y550		FMPIEX	7/25/2018	0.05880	0.00955
FT6932 STRATEGIC INCOME CLOSED END PORTFOLIO SERIES 64	35-2603935	30304Y568	30304Y535	30304Y543	30304Y550		FMPIEX	8/25/2018	0.05880	0.00955
FT6932 STRATEGIC INCOME CLOSED END PORTFOLIO SERIES 64	35-2603935	30304Y568	30304Y535	30304Y543	30304Y550		FMPIEX	9/25/2018	0.05880	0.00955
FT6932 STRATEGIC INCOME CLOSED END PORTFOLIO SERIES 64	35-2603935	30304Y568	30304Y535	30304Y543	30304Y550		FMPIEX	10/25/2018	0.05920	0.00961
FT6932 STRATEGIC INCOME CLOSED END PORTFOLIO SERIES 64	35-2603935	30304Y568	30304Y535	30304Y543	30304Y550		FMPIEX	11/25/2018	0.05920	0.00961
FT6932 STRATEGIC INCOME CLOSED END PORTFOLIO SERIES 64	35-2603935	30304Y568	30304Y535	30304Y543	30304Y550		FMPIEX	12/25/2018	0.05920	0.00961
FT6945 WATER UTILITY INFRASTRUCTURE SELECT 47	35-2603936	30304Y592	30304Y576	30304Y600	30304Y584		FENOPX	6/25/2018	0.04180	0.00408
FT6945 WATER UTILITY INFRASTRUCTURE SELECT 47	35-2603936	30304Y592	30304Y576	30304Y600	30304Y584		FENOPX	12/25/2018	0.05440	0.00530
FT6954 FIRST TRUST ETF ALLOCATION PORTFOLIO SERIES 22	35-2604036	30304Y634	30304Y626	30304Y642	30304Y618		FGNLMX	1/25/2018	0.00920	0.00169
FT6954 FIRST TRUST ETF ALLOCATION PORTFOLIO SERIES 22	35-2604036	30304Y634	30304Y626	30304Y642	30304Y618		FGNLMX	2/25/2018	0.00920	0.00169
FT6954 FIRST TRUST ETF ALLOCATION PORTFOLIO SERIES 22	35-2604036	30304Y634	30304Y626	30304Y642	30304Y618		FGNLMX	3/25/2018	0.00920	0.00169
FT6954 FIRST TRUST ETF ALLOCATION PORTFOLIO SERIES 22	35-2604036	30304Y634	30304Y626	30304Y642	30304Y618		FGNLMX	4/25/2018	0.00350	0.00064
FT6954 FIRST TRUST ETF ALLOCATION PORTFOLIO SERIES 22	35-2604036	30304Y634	30304Y626	30304Y642	30304Y618		FGNLMX	5/25/2018	0.00350	0.00064
FT6954 FIRST TRUST ETF ALLOCATION PORTFOLIO SERIES 22	35-2604036	30304Y634	30304Y626	30304Y642	30304Y618		FGNLMX	6/25/2018	0.00350	0.00064
FT6954 FIRST TRUST ETF ALLOCATION PORTFOLIO SERIES 22	35-2604036	30304Y634	30304Y626	30304Y642	30304Y618		FGNLMX	7/25/2018	0.01060	0.00195
FT6954 FIRST TRUST ETF ALLOCATION PORTFOLIO SERIES 22	35-2604036	30304Y634	30304Y626	30304Y642	30304Y618		FGNLMX	8/25/2018	0.01060	0.00195
FT6954 FIRST TRUST ETF ALLOCATION PORTFOLIO SERIES 22	35-2604036	30304Y634	30304Y626	30304Y642	30304Y618		FGNLMX	9/25/2018	0.01060	0.00195
FT6954 FIRST TRUST ETF ALLOCATION PORTFOLIO SERIES 22	35-2604036	30304Y634	30304Y626	30304Y642	30304Y618		FGNLMX	10/25/2018	0.00510	0.00094
FT6954 FIRST TRUST ETF ALLOCATION PORTFOLIO SERIES 22	35-2604036	30304Y634	30304Y626	30304Y642	30304Y618		FGNLMX	11/25/2018	0.00510	0.00094
FT6954 FIRST TRUST ETF ALLOCATION PORTFOLIO SERIES 22	35-2604036	30304Y634	30304Y626	30304Y642	30304Y618		FGNLMX	12/25/2018	0.00510	0.00094
FT6922 ALTERNATIVE INCOME PORTFOLIO SERIES 25	35-2603940	30304Y675	30304Y659	30304Y683	30304Y667		FKDNAX	1/25/2018	0.05470	0.01839
FT6922 ALTERNATIVE INCOME PORTFOLIO SERIES 25	35-2603940	30304Y675	30304Y659	30304Y683	30304Y667		FKDNAX	2/25/2018	0.00470	0.00158
FT6922 ALTERNATIVE INCOME PORTFOLIO SERIES 25	35-2603940	30304Y675	30304Y659	30304Y683	30304Y667		FKDNAX	2/25/2018	0.01840	0.00619
FT6922 ALTERNATIVE INCOME PORTFOLIO SERIES 25	35-2603940	30304Y675	30304Y659	30304Y683	30304Y667		FKDNAX	3/25/2018	0.05770	0.01940
FT6922 ALTERNATIVE INCOME PORTFOLIO SERIES 25	35-2603940	30304Y675	30304Y659	30304Y683	30304Y667		FKDNAX	4/25/2018	0.06780	0.02279
FT6922 ALTERNATIVE INCOME PORTFOLIO SERIES 25	35-2603940	30304Y675	30304Y659	30304Y683	30304Y667		FKDNAX	5/25/2018	0.03420	0.01150
FT6922 ALTERNATIVE INCOME PORTFOLIO SERIES 25	35-2603940	30304Y675	30304Y659	30304Y683	30304Y667		FKDNAX	6/25/2018	0.05670	0.01906
FT6922 ALTERNATIVE INCOME PORTFOLIO SERIES 25	35-2603940	30304Y675	30304Y659	30304Y683	30304Y667		FKDNAX	7/25/2018	0.07720	0.02595
FT6922 ALTERNATIVE INCOME PORTFOLIO SERIES 25	35-2603940	30304Y675	30304Y659	30304Y683	30304Y667		FKDNAX	8/25/2018	0.02500	0.00841
FT6922 ALTERNATIVE INCOME PORTFOLIO SERIES 25	35-2603940	30304Y675	30304Y659	30304Y683	30304Y667		FKDNAX	9/25/2018	0.05660	0.01903
FT6922 ALTERNATIVE INCOME PORTFOLIO SERIES 25	35-2603940	30304Y675	30304Y659	30304Y683	30304Y667		FKDNAX	10/25/2018	0.06980	0.02347
FT6922 ALTERNATIVE INCOME PORTFOLIO SERIES 25	35-2603940	30304Y675	30304Y659	30304Y683	30304Y667		FKDNAX	11/25/2018	0.03450	0.01160
FT6922 ALTERNATIVE INCOME PORTFOLIO SERIES 25	35-2603940	30304Y675	30304Y659	30304Y683	30304Y667		FKDNAX	12/25/2018	0.05140	0.01728
FT6922 ALTERNATIVE INCOME PORTFOLIO SERIES 25	35-2603940	30304Y675	30304Y659	30304Y683	30304Y667		FKDNAX	12/25/2018	0.02010	0.00676
FT6924 STRATEGIC DIVIDEND SELECT PORTFOLIO SERIES 30	35-2603942	30304Y691	30304Y725	30304Y709	30304Y717		FYHRWX	1/25/2018	0.00900	0.00242
FT6924 STRATEGIC DIVIDEND SELECT PORTFOLIO SERIES 30	35-2603942	30304Y691	30304Y725	30304Y709	30304Y717		FYHRWX	1/25/2018	0.01920	0.00516
FT6924 STRATEGIC DIVIDEND SELECT PORTFOLIO SERIES 30	35-2603942	30304Y691	30304Y725	30304Y709	30304Y717		FYHRWX	2/25/2018	0.02550	0.00685
FT6924 STRATEGIC DIVIDEND SELECT PORTFOLIO SERIES 30	35-2603942	30304Y691	30304Y725	30304Y709	30304Y717		FYHRWX	3/25/2018	0.00210	0.00056
FT6924 STRATEGIC DIVIDEND SELECT PORTFOLIO SERIES 30	35-2603942	30304Y691	30304Y725	30304Y709	30304Y717		FYHRWX	3/25/2018	0.03170	0.00851
FT6924 STRATEGIC DIVIDEND SELECT PORTFOLIO SERIES 30	35-2603942	30304Y691	30304Y725	30304Y709	30304Y717		FYHRWX	4/25/2018	0.04970	0.01335
FT6924 STRATEGIC DIVIDEND SELECT PORTFOLIO SERIES 30	35-2603942	30304Y691	30304Y725	30304Y709	30304Y717		FYHRWX	5/25/2018	0.02940	0.00790
FT6924 STRATEGIC DIVIDEND SELECT PORTFOLIO SERIES 30	35-2603942	30304Y691	30304Y725	30304Y709	30304Y717		FYHRWX	6/25/2018	0.04920	0.01322
FT6924 STRATEGIC DIVIDEND SELECT PORTFOLIO SERIES 30	35-2603942	30304Y691	30304Y725	30304Y709	30304Y717		FYHRWX	7/25/2018	0.05000	0.01343
FT6924 STRATEGIC DIVIDEND SELECT PORTFOLIO SERIES 30	35-2603942	30304Y691	30304Y725	30304Y709	30304Y717		FYHRWX	8/25/2018	0.02660	0.00714
FT6924 STRATEGIC DIVIDEND SELECT PORTFOLIO SERIES 30	35-2603942	30304Y691	30304Y725	30304Y709	30304Y717		FYHRWX	9/25/2018	0.03870	0.01039
FT6924 STRATEGIC DIVIDEND SELECT PORTFOLIO SERIES 30	35-2603942	30304Y691	30304Y725	30304Y709	30304Y717		FYHRWX	10/25/2018	0.04510	0.01211
FT6924 STRATEGIC DIVIDEND SELECT PORTFOLIO SERIES 30	35-2603942	30304Y691	30304Y725	30304Y709	30304Y717		FYHRWX	11/25/2018	0.02360	0.00634
FT6924 STRATEGIC DIVIDEND SELECT PORTFOLIO SERIES 30	35-2603942	30304Y691	30304Y725	30304Y709	30304Y717		FYHRWX	12/25/2018	0.01920	0.00516
FT6924 STRATEGIC DIVIDEND SELECT PORTFOLIO SERIES 30	35-2603942	30304Y691	30304Y725	30304Y709	30304Y717		FYHRWX	12/25/2018	0.03710	0.00997
FT6925 INTEREST RATE HEDGE OPPORTUNITY PORTFOLIO SERIES 2	35-2600452	30304Y758	30304Y741	30304Y733	30304Y766		FRLHUX	1/25/2018	0.04630	0.01664
FT6925 INTEREST RATE HEDGE OPPORTUNITY PORTFOLIO SERIES 2	35-2600452	30304Y758	30304Y741	30304Y733	30304Y766		FRLHUX	2/25/2018	0.03470	0.01247
FT6925 INTEREST RATE HEDGE OPPORTUNITY PORTFOLIO SERIES 2	35-2600452	30304Y758	30304Y741	30304Y733	30304Y766		FRLHUX	3/25/2018	0.05540	0.01991
FT6925 INTEREST RATE HEDGE OPPORTUNITY PORTFOLIO SERIES 2	35-2600452	30304Y758	30304Y741	30304Y733	30304Y766		FRLHUX	4/25/2018	0.03780	0.01359
FT6925 INTEREST RATE HEDGE OPPORTUNITY PORTFOLIO SERIES 2	35-2600452	30304Y758	30304Y741	30304Y733	30304Y766		FRLHUX	5/25/2018	0.04170	0.01499
FT6925 INTEREST RATE HEDGE OPPORTUNITY PORTFOLIO SERIES 2	35-2600452	30304Y758	30304Y741	30304Y733	30304Y766		FRLHUX	6/25/2018	0.05440	0.01955
FT6925 INTEREST RATE HEDGE OPPORTUNITY PORTFOLIO SERIES 2	35-2600452	30304Y758	30304Y741	30304Y733	30304Y766		FRLHUX	7/25/2018	0.03720	0.01337
FT6925 INTEREST RATE HEDGE OPPORTUNITY PORTFOLIO SERIES 2	35-2600452	30304Y758	30304Y741	30304Y733	30304Y766		FRLHUX	8/25/2018	0.04150	0.01492
FT6925 INTEREST RATE HEDGE OPPORTUNITY PORTFOLIO SERIES 2	35-2600452	30304Y758	30304Y741	30304Y733	30304Y766		FRLHUX	9/25/2018	0.05410	0.01944
FT6925 INTEREST RATE HEDGE OPPORTUNITY PORTFOLIO SERIES 2	35-2600452	30304Y758	30304Y741	30304Y733	30304Y766		FRLHUX	10/25/2018	0.03970	0.01427

Issuer's Name	EIN	CUSIP 1	CUSIP 2	CUSIP 3	CUSIP 4	CUSIP 5	Ticker Symbol	Date of Corporate Action	Distribution Per Unit	Per Unit Reduction of Taxpayer's Basis
FT6949 INTERNATIONAL HIGH DIVIDEND EQUITY PORTFOLIO SERIES 31	35-2603970	30305A502	30305A494	30305A510	30305A486		FVNYBX	3/25/2018	0.00180	0.00070
FT6949 INTERNATIONAL HIGH DIVIDEND EQUITY PORTFOLIO SERIES 31	35-2603970	30305A502	30305A494	30305A510	30305A486		FVNYBX	3/25/2018	0.01100	0.00428
FT6949 INTERNATIONAL HIGH DIVIDEND EQUITY PORTFOLIO SERIES 31	35-2603970	30305A502	30305A494	30305A510	30305A486		FVNYBX	4/25/2018	0.05100	0.01982
FT6949 INTERNATIONAL HIGH DIVIDEND EQUITY PORTFOLIO SERIES 31	35-2603970	30305A502	30305A494	30305A510	30305A486		FVNYBX	4/25/2018	0.28540	0.10316
FT6949 INTERNATIONAL HIGH DIVIDEND EQUITY PORTFOLIO SERIES 31	35-2603970	30305A502	30305A494	30305A510	30305A486		FVNYBX	5/25/2018	0.04620	0.01796
FT6949 INTERNATIONAL HIGH DIVIDEND EQUITY PORTFOLIO SERIES 31	35-2603970	30305A502	30305A494	30305A510	30305A486		FVNYBX	6/25/2018	0.06670	0.02593
FT6949 INTERNATIONAL HIGH DIVIDEND EQUITY PORTFOLIO SERIES 31	35-2603970	30305A502	30305A494	30305A510	30305A486		FVNYBX	7/25/2018	0.04560	0.01772
FT6949 INTERNATIONAL HIGH DIVIDEND EQUITY PORTFOLIO SERIES 31	35-2603970	30305A502	30305A494	30305A510	30305A486		FVNYBX	8/25/2018	0.03320	0.01290
FT6949 INTERNATIONAL HIGH DIVIDEND EQUITY PORTFOLIO SERIES 31	35-2603970	30305A502	30305A494	30305A510	30305A486		FVNYBX	9/25/2018	0.03210	0.01248
FT6949 INTERNATIONAL HIGH DIVIDEND EQUITY PORTFOLIO SERIES 31	35-2603970	30305A502	30305A494	30305A510	30305A486		FVNYBX	10/25/2018	0.02420	0.00941
FT6949 INTERNATIONAL HIGH DIVIDEND EQUITY PORTFOLIO SERIES 31	35-2603970	30305A502	30305A494	30305A510	30305A486		FVNYBX	11/25/2018	0.01470	0.00571
FT6949 INTERNATIONAL HIGH DIVIDEND EQUITY PORTFOLIO SERIES 31	35-2603970	30305A502	30305A494	30305A510	30305A486		FVNYBX	12/25/2018	0.01730	0.00672
FT6955 MARKET STRENGTH ALLOCATION OPPORTUNITY PORTFOLIO SER 2	35-2604038	30305A536	30305A544	30305A528	30305A551		FOHEPX	6/25/2018	0.07580	0.01060
FT6955 MARKET STRENGTH ALLOCATION OPPORTUNITY PORTFOLIO SER 2	35-2604038	30305A536	30305A544	30305A528	30305A551		FOHEPX	12/25/2018	0.00110	0.00015
FT6955 MARKET STRENGTH ALLOCATION OPPORTUNITY PORTFOLIO SER 2	35-2604038	30305A536	30305A544	30305A528	30305A551		FOHEPX	12/25/2018	0.07370	0.01031
FT6956 BALANCED INCOME OPPORTUNITY PORTFOLIO SERIES 2	35-2604039	30305A593	30305A569	30305A585	30305A577		FPNECX	1/25/2018	0.02100	0.00446
FT6956 BALANCED INCOME OPPORTUNITY PORTFOLIO SERIES 2	35-2604039	30305A593	30305A569	30305A585	30305A577		FPNECX	1/25/2018	0.00360	0.00077
FT6956 BALANCED INCOME OPPORTUNITY PORTFOLIO SERIES 2	35-2604039	30305A593	30305A569	30305A585	30305A577		FPNECX	2/25/2018	0.03040	0.00646
FT6956 BALANCED INCOME OPPORTUNITY PORTFOLIO SERIES 2	35-2604039	30305A593	30305A569	30305A585	30305A577		FPNECX	3/25/2018	0.04750	0.01010
FT6956 BALANCED INCOME OPPORTUNITY PORTFOLIO SERIES 2	35-2604039	30305A593	30305A569	30305A585	30305A577		FPNECX	4/25/2018	0.04170	0.00887
FT6956 BALANCED INCOME OPPORTUNITY PORTFOLIO SERIES 2	35-2604039	30305A593	30305A569	30305A585	30305A577		FPNECX	5/25/2018	0.03180	0.00676
FT6956 BALANCED INCOME OPPORTUNITY PORTFOLIO SERIES 2	35-2604039	30305A593	30305A569	30305A585	30305A577		FPNECX	6/25/2018	0.04880	0.01037
FT6956 BALANCED INCOME OPPORTUNITY PORTFOLIO SERIES 2	35-2604039	30305A593	30305A569	30305A585	30305A577		FPNECX	7/25/2018	0.03970	0.00844
FT6956 BALANCED INCOME OPPORTUNITY PORTFOLIO SERIES 2	35-2604039	30305A593	30305A569	30305A585	30305A577		FPNECX	8/25/2018	0.03150	0.00670
FT6956 BALANCED INCOME OPPORTUNITY PORTFOLIO SERIES 2	35-2604039	30305A593	30305A569	30305A585	30305A577		FPNECX	9/25/2018	0.05190	0.01103
FT6956 BALANCED INCOME OPPORTUNITY PORTFOLIO SERIES 2	35-2604039	30305A593	30305A569	30305A585	30305A577		FPNECX	10/25/2018	0.03640	0.00774
FT6956 BALANCED INCOME OPPORTUNITY PORTFOLIO SERIES 2	35-2604039	30305A593	30305A569	30305A585	30305A577		FPNECX	11/25/2018	0.03240	0.00689
FT6956 BALANCED INCOME OPPORTUNITY PORTFOLIO SERIES 2	35-2604039	30305A593	30305A569	30305A585	30305A577		FPNECX	12/25/2018	0.04980	0.01059
FT6951 DIVERSIFIED FIXED INCOME ETF PORTFOLIO SERIES 32	35-2604022	30305A601	30305A619	30305A627	30305A635		FTNQLX	1/25/2018	0.03410	0.00391
FT6951 DIVERSIFIED FIXED INCOME ETF PORTFOLIO SERIES 32	35-2604022	30305A601	30305A619	30305A627	30305A635		FTNQLX	2/25/2018	0.03410	0.00391
FT6951 DIVERSIFIED FIXED INCOME ETF PORTFOLIO SERIES 32	35-2604022	30305A601	30305A619	30305A627	30305A635		FTNQLX	3/25/2018	0.03410	0.00391
FT6951 DIVERSIFIED FIXED INCOME ETF PORTFOLIO SERIES 32	35-2604022	30305A601	30305A619	30305A627	30305A635		FTNQLX	4/25/2018	0.03250	0.00373
FT6951 DIVERSIFIED FIXED INCOME ETF PORTFOLIO SERIES 32	35-2604022	30305A601	30305A619	30305A627	30305A635		FTNQLX	5/25/2018	0.03250	0.00373
FT6951 DIVERSIFIED FIXED INCOME ETF PORTFOLIO SERIES 32	35-2604022	30305A601	30305A619	30305A627	30305A635		FTNQLX	6/25/2018	0.03250	0.00373
FT6951 DIVERSIFIED FIXED INCOME ETF PORTFOLIO SERIES 32	35-2604022	30305A601	30305A619	30305A627	30305A635		FTNQLX	7/25/2018	0.03370	0.00387
FT6951 DIVERSIFIED FIXED INCOME ETF PORTFOLIO SERIES 32	35-2604022	30305A601	30305A619	30305A627	30305A635		FTNQLX	8/25/2018	0.03370	0.00387
FT6951 DIVERSIFIED FIXED INCOME ETF PORTFOLIO SERIES 32	35-2604022	30305A601	30305A619	30305A627	30305A635		FTNQLX	9/25/2018	0.03370	0.00387
FT6951 DIVERSIFIED FIXED INCOME ETF PORTFOLIO SERIES 32	35-2604022	30305A601	30305A619	30305A627	30305A635		FTNQLX	10/25/2018	0.03090	0.00355
FT6951 DIVERSIFIED FIXED INCOME ETF PORTFOLIO SERIES 32	35-2604022	30305A601	30305A619	30305A627	30305A635		FTNQLX	10/25/2018	0.00020	0.00002
FT6951 DIVERSIFIED FIXED INCOME ETF PORTFOLIO SERIES 32	35-2604022	30305A601	30305A619	30305A627	30305A635		FTNQLX	11/25/2018	0.03090	0.00355
FT6951 DIVERSIFIED FIXED INCOME ETF PORTFOLIO SERIES 32	35-2604022	30305A601	30305A619	30305A627	30305A635		FTNQLX	12/25/2018	0.03090	0.00355
FT6951 DIVERSIFIED FIXED INCOME ETF PORTFOLIO SERIES 32	35-2604022	30305A601	30305A619	30305A627	30305A635		FTNQLX	12/25/2018	0.00420	0.00048
FT6960 SABRIENT SMALL CAP GROWTH PORTFOLIO SERIES 16	35-2604028	30305A643	30305A676	30305A650	30305A668		FPNAFX	6/25/2018	0.01960	0.01943
FT6960 SABRIENT SMALL CAP GROWTH PORTFOLIO SERIES 16	35-2604028	30305A643	30305A676	30305A650	30305A668		FPNAFX	11/25/2018	0.39950	0.39602
FT6960 SABRIENT SMALL CAP GROWTH PORTFOLIO SERIES 16	35-2604028	30305A643	30305A676	30305A650	30305A668		FPNAFX	12/25/2018	0.04860	0.04818
FT6960 SABRIENT SMALL CAP GROWTH PORTFOLIO SERIES 16	35-2604028	30305A643	30305A676	30305A650	30305A668		FPNAFX	12/25/2018	0.24850	0.24634
FT6952 6040 STRATEGIC ALLOCATION PORT 4Q 17 TERM 11619	35-2604023	30305A700	30305A684	30305A692	30305A718		FRYJDX	2/25/2018	0.01730	0.00008
FT6952 6040 STRATEGIC ALLOCATION PORT 4Q 17 TERM 11619	35-2604023	30305A700	30305A684	30305A692	30305A718		FRYJDX	3/25/2018	0.02040	0.00010
FT6952 6040 STRATEGIC ALLOCATION PORT 4Q 17 TERM 11619	35-2604023	30305A700	30305A684	30305A692	30305A718		FRYJDX	4/25/2018	0.02580	0.00012
FT6952 6040 STRATEGIC ALLOCATION PORT 4Q 17 TERM 11619	35-2604023	30305A700	30305A684	30305A692	30305A718		FRYJDX	5/25/2018	0.02090	0.00010
FT6952 6040 STRATEGIC ALLOCATION PORT 4Q 17 TERM 11619	35-2604023	30305A700	30305A684	30305A692	30305A718		FRYJDX	6/25/2018	0.02710	0.00013
FT6952 6040 STRATEGIC ALLOCATION PORT 4Q 17 TERM 11619	35-2604023	30305A700	30305A684	30305A692	30305A718		FRYJDX	7/25/2018	0.02370	0.00011
FT6952 6040 STRATEGIC ALLOCATION PORT 4Q 17 TERM 11619	35-2604023	30305A700	30305A684	30305A692	30305A718		FRYJDX	8/25/2018	0.01830	0.00009
FT6952 6040 STRATEGIC ALLOCATION PORT 4Q 17 TERM 11619	35-2604023	30305A700	30305A684	30305A692	30305A718		FRYJDX	9/25/2018	0.02550	0.00012
FT6952 6040 STRATEGIC ALLOCATION PORT 4Q 17 TERM 11619	35-2604023	30305A700	30305A684	30305A692	30305A718		FRYJDX	10/25/2018	0.02060	0.00010
FT6952 6040 STRATEGIC ALLOCATION PORT 4Q 17 TERM 11619	35-2604023	30305A700	30305A684	30305A692	30305A718		FRYJDX	10/25/2018	0.00010	0.00000
FT6952 6040 STRATEGIC ALLOCATION PORT 4Q 17 TERM 11619	35-2604023	30305A700	30305A684	30305A692	30305A718		FRYJDX	11/25/2018	0.01720	0.00008
FT6952 6040 STRATEGIC ALLOCATION PORT 4Q 17 TERM 11619	35-2604023	30305A700	30305A684	30305A692	30305A718		FRYJDX	11/25/2018	0.00500	0.00002
FT6952 6040 STRATEGIC ALLOCATION PORT 4Q 17 TERM 11619	35-2604023	30305A700	30305A684	30305A692	30305A718		FRYJDX	12/25/2018	0.01150	0.00006
FT6952 6040 STRATEGIC ALLOCATION PORT 4Q 17 TERM 11619	35-2604023	30305A700	30305A684	30305A692	30305A718		FRYJDX	12/25/2018	0.03060	0.00015
FT6952 7525 STRATEGIC ALLOCATION PORT 4Q 17 TERM 11619	35-2604024	30305A726	30305A742	30305A734	30305A759		FMPKGX	2/25/2018	0.01240	0.00036

Issuer's Name	EIN	CUSIP 1	CUSIP 2	CUSIP 3	CUSIP 4	CUSIP 5	Ticker Symbol	Date of Corporate Action	Distribution Per Unit	Per Unit Reduction of Taxpayer's Basis
FT6952 7525 STRATEGIC ALLOCATION PORT 4Q 17 TERM 11619	35-2604024	30305A726	30305A742	30305A734	30305A759		FMPKGX	3/25/2018	0.01860	0.00054
FT6952 7525 STRATEGIC ALLOCATION PORT 4Q 17 TERM 11619	35-2604024	30305A726	30305A742	30305A734	30305A759		FMPKGX	4/25/2018	0.02400	0.00070
FT6952 7525 STRATEGIC ALLOCATION PORT 4Q 17 TERM 11619	35-2604024	30305A726	30305A742	30305A734	30305A759		FMPKGX	5/25/2018	0.01710	0.00050
FT6952 7525 STRATEGIC ALLOCATION PORT 4Q 17 TERM 11619	35-2604024	30305A726	30305A742	30305A734	30305A759		FMPKGX	6/25/2018	0.02570	0.00075
FT6952 7525 STRATEGIC ALLOCATION PORT 4Q 17 TERM 11619	35-2604024	30305A726	30305A742	30305A734	30305A759		FMPKGX	7/25/2018	0.02100	0.00061
FT6952 7525 STRATEGIC ALLOCATION PORT 4Q 17 TERM 11619	35-2604024	30305A726	30305A742	30305A734	30305A759		FMPKGX	8/25/2018	0.01440	0.00042
FT6952 7525 STRATEGIC ALLOCATION PORT 4Q 17 TERM 11619	35-2604024	30305A726	30305A742	30305A734	30305A759		FMPKGX	9/25/2018	0.02370	0.00069
FT6952 7525 STRATEGIC ALLOCATION PORT 4Q 17 TERM 11619	35-2604024	30305A726	30305A742	30305A734	30305A759		FMPKGX	10/25/2018	0.01790	0.00052
FT6952 7525 STRATEGIC ALLOCATION PORT 4Q 17 TERM 11619	35-2604024	30305A726	30305A742	30305A734	30305A759		FMPKGX	11/25/2018	0.00620	0.00018
FT6952 7525 STRATEGIC ALLOCATION PORT 4Q 17 TERM 11619	35-2604024	30305A726	30305A742	30305A734	30305A759		FMPKGX	11/25/2018	0.01350	0.00039
FT6952 7525 STRATEGIC ALLOCATION PORT 4Q 17 TERM 11619	35-2604024	30305A726	30305A742	30305A734	30305A759		FMPKGX	12/25/2018	0.03030	0.00088
FT6952 7525 STRATEGIC ALLOCATION PORT 4Q 17 TERM 11619	35-2604024	30305A726	30305A742	30305A734	30305A759		FMPKGX	12/25/2018	0.01440	0.00042
FT6953 4060 STRATEGIC ALLOCATION PORT 4Q 17 TERM 11719	35-2604035	30305A775	30305A783	30305A767	30305A791		FYOVSX	2/25/2018	0.02500	0.00139
FT6953 4060 STRATEGIC ALLOCATION PORT 4Q 17 TERM 11719	35-2604035	30305A775	30305A783	30305A767	30305A791		FYOVSX	3/25/2018	0.02290	0.00127
FT6953 4060 STRATEGIC ALLOCATION PORT 4Q 17 TERM 11719	35-2604035	30305A775	30305A783	30305A767	30305A791		FYOVSX	4/25/2018	0.02810	0.00156
FT6953 4060 STRATEGIC ALLOCATION PORT 4Q 17 TERM 11719	35-2604035	30305A775	30305A783	30305A767	30305A791		FYOVSX	5/25/2018	0.02430	0.00135
FT6953 4060 STRATEGIC ALLOCATION PORT 4Q 17 TERM 11719	35-2604035	30305A775	30305A783	30305A767	30305A791		FYOVSX	6/25/2018	0.02900	0.00161
FT6953 4060 STRATEGIC ALLOCATION PORT 4Q 17 TERM 11719	35-2604035	30305A775	30305A783	30305A767	30305A791		FYOVSX	7/25/2018	0.02710	0.00151
FT6953 4060 STRATEGIC ALLOCATION PORT 4Q 17 TERM 11719	35-2604035	30305A775	30305A783	30305A767	30305A791		FYOVSX	8/25/2018	0.02350	0.00131
FT6953 4060 STRATEGIC ALLOCATION PORT 4Q 17 TERM 11719	35-2604035	30305A775	30305A783	30305A767	30305A791		FYOVSX	9/25/2018	0.02780	0.00155
FT6953 4060 STRATEGIC ALLOCATION PORT 4Q 17 TERM 11719	35-2604035	30305A775	30305A783	30305A767	30305A791		FYOVSX	10/25/2018	0.00010	0.00001
FT6953 4060 STRATEGIC ALLOCATION PORT 4Q 17 TERM 11719	35-2604035	30305A775	30305A783	30305A767	30305A791		FYOVSX	10/25/2018	0.02420	0.00135
FT6953 4060 STRATEGIC ALLOCATION PORT 4Q 17 TERM 11719	35-2604035	30305A775	30305A783	30305A767	30305A791		FYOVSX	11/25/2018	0.02210	0.00123
FT6953 4060 STRATEGIC ALLOCATION PORT 4Q 17 TERM 11719	35-2604035	30305A775	30305A783	30305A767	30305A791		FYOVSX	11/25/2018	0.00330	0.00018
FT6953 4060 STRATEGIC ALLOCATION PORT 4Q 17 TERM 11719	35-2604035	30305A775	30305A783	30305A767	30305A791		FYOVSX	12/25/2018	0.00780	0.00043
FT6953 4060 STRATEGIC ALLOCATION PORT 4Q 17 TERM 11719	35-2604035	30305A775	30305A783	30305A767	30305A791		FYOVSX	12/25/2018	0.03120	0.00173
FT6929 TACTICAL INCOME OPPORTUNITY PORTFOLIO SERIES 2	35-2603980	30305A825	30305A833	30305A817	30305A809		FZNQCX	2/25/2018	0.03880	0.00202
FT6929 TACTICAL INCOME OPPORTUNITY PORTFOLIO SERIES 2	35-2603980	30305A825	30305A833	30305A817	30305A809		FZNQCX	3/25/2018	0.06080	0.00316
FT6929 TACTICAL INCOME OPPORTUNITY PORTFOLIO SERIES 2	35-2603980	30305A825	30305A833	30305A817	30305A809		FZNQCX	4/25/2018	0.06480	0.00337
FT6929 TACTICAL INCOME OPPORTUNITY PORTFOLIO SERIES 2	35-2603980	30305A825	30305A833	30305A817	30305A809		FZNQCX	4/25/2018	0.06550	0.00341
FT6929 TACTICAL INCOME OPPORTUNITY PORTFOLIO SERIES 2	35-2603980	30305A825	30305A833	30305A817	30305A809		FZNQCX	5/25/2018	0.04350	0.00226
FT6929 TACTICAL INCOME OPPORTUNITY PORTFOLIO SERIES 2	35-2603980	30305A825	30305A833	30305A817	30305A809		FZNQCX	6/25/2018	0.05700	0.00296
FT6929 TACTICAL INCOME OPPORTUNITY PORTFOLIO SERIES 2	35-2603980	30305A825	30305A833	30305A817	30305A809		FZNQCX	7/25/2018	0.05710	0.00297
FT6929 TACTICAL INCOME OPPORTUNITY PORTFOLIO SERIES 2	35-2603980	30305A825	30305A833	30305A817	30305A809		FZNQCX	8/25/2018	0.05210	0.00271
FT6929 TACTICAL INCOME OPPORTUNITY PORTFOLIO SERIES 2	35-2603980	30305A825	30305A833	30305A817	30305A809		FZNQCX	9/25/2018	0.06420	0.00334
FT6929 TACTICAL INCOME OPPORTUNITY PORTFOLIO SERIES 2	35-2603980	30305A825	30305A833	30305A817	30305A809		FZNQCX	10/25/2018	0.04980	0.00259
FT6929 TACTICAL INCOME OPPORTUNITY PORTFOLIO SERIES 2	35-2603980	30305A825	30305A833	30305A817	30305A809		FZNQCX	11/25/2018	0.04170	0.00217
FT6950 MEGA-CAP PORTFOLIO SERIES 46	35-2603981	30305A866	30305A841	30305A858	30305A874		FLNPOX	6/25/2018	0.10060	0.00075
FT6950 MEGA-CAP PORTFOLIO SERIES 46	35-2603981	30305A866	30305A841	30305A858	30305A874		FLNPOX	12/25/2018	0.09840	0.00074
FT6976 NEW YORK MUNICIPAL INCOME SELECT CLOSED-END 44	35-2603930	30305B179	30305B153	30305B161	30305B146		FVJDPX	1/25/2018	0.03400	0.00161
FT6976 NEW YORK MUNICIPAL INCOME SELECT CLOSED-END 44	35-2603930	30305B179	30305B153	30305B161	30305B146		FVJDPX	2/25/2018	0.03380	0.00160
FT6976 NEW YORK MUNICIPAL INCOME SELECT CLOSED-END 44	35-2603930	30305B179	30305B153	30305B161	30305B146		FVJDPX	3/25/2018	0.03380	0.00160
FT6976 NEW YORK MUNICIPAL INCOME SELECT CLOSED-END 44	35-2603930	30305B179	30305B153	30305B161	30305B146		FVJDPX	4/25/2018	0.03210	0.00152
FT6976 NEW YORK MUNICIPAL INCOME SELECT CLOSED-END 44	35-2603930	30305B179	30305B153	30305B161	30305B146		FVJDPX	5/25/2018	0.03210	0.00152
FT6976 NEW YORK MUNICIPAL INCOME SELECT CLOSED-END 44	35-2603930	30305B179	30305B153	30305B161	30305B146		FVJDPX	6/25/2018	0.03210	0.00152
FT6976 NEW YORK MUNICIPAL INCOME SELECT CLOSED-END 44	35-2603930	30305B179	30305B153	30305B161	30305B146		FVJDPX	7/25/2018	0.03090	0.00146
FT6976 NEW YORK MUNICIPAL INCOME SELECT CLOSED-END 44	35-2603930	30305B179	30305B153	30305B161	30305B146		FVJDPX	8/25/2018	0.03090	0.00146
FT6976 NEW YORK MUNICIPAL INCOME SELECT CLOSED-END 44	35-2603930	30305B179	30305B153	30305B161	30305B146		FVJDPX	9/25/2018	0.03090	0.00146
FT6976 NEW YORK MUNICIPAL INCOME SELECT CLOSED-END 44	35-2603930	30305B179	30305B153	30305B161	30305B146		FVJDPX	10/25/2018	0.03040	0.00144
FT6976 NEW YORK MUNICIPAL INCOME SELECT CLOSED-END 44	35-2603930	30305B179	30305B153	30305B161	30305B146		FVJDPX	11/25/2018	0.03040	0.00144
FT6976 NEW YORK MUNICIPAL INCOME SELECT CLOSED-END 44	35-2603930	30305B179	30305B153	30305B161	30305B146		FVJDPX	12/25/2018	0.03040	0.00144
FT6976 NEW YORK MUNICIPAL INCOME SELECT CLOSED-END 44	35-2603930	30305B179	30305B153	30305B161	30305B146		FVJDPX	12/25/2018	0.00190	0.00009
FT6977 INTEREST RATE HEDGE AND ETF PORTFOLIO SERIES 18	35-2604007	30305B195	30305B187	30305B203	30305B211		FNEVDX	1/25/2018	0.01780	0.00360
FT6977 INTEREST RATE HEDGE AND ETF PORTFOLIO SERIES 18	35-2604007	30305B195	30305B187	30305B203	30305B211		FNEVDX	1/25/2018	0.00150	0.00030
FT6977 INTEREST RATE HEDGE AND ETF PORTFOLIO SERIES 18	35-2604007	30305B195	30305B187	30305B203	30305B211		FNEVDX	2/25/2018	0.03780	0.00764
FT6977 INTEREST RATE HEDGE AND ETF PORTFOLIO SERIES 18	35-2604007	30305B195	30305B187	30305B203	30305B211		FNEVDX	3/25/2018	0.01820	0.00368
FT6977 INTEREST RATE HEDGE AND ETF PORTFOLIO SERIES 18	35-2604007	30305B195	30305B187	30305B203	30305B211		FNEVDX	4/25/2018	0.03590	0.00726
FT6977 INTEREST RATE HEDGE AND ETF PORTFOLIO SERIES 18	35-2604007	30305B195	30305B187	30305B203	30305B211		FNEVDX	5/25/2018	0.01540	0.00311
FT6977 INTEREST RATE HEDGE AND ETF PORTFOLIO SERIES 18	35-2604007	30305B195	30305B187	30305B203	30305B211		FNEVDX	6/25/2018	0.04590	0.00928
FT6977 INTEREST RATE HEDGE AND ETF PORTFOLIO SERIES 18	35-2604007	30305B195	30305B187	30305B203	30305B211		FNEVDX	7/25/2018	0.03570	0.00721
FT6977 INTEREST RATE HEDGE AND ETF PORTFOLIO SERIES 18	35-2604007	30305B195	30305B187	30305B203	30305B211		FNEVDX	8/25/2018	0.02820	0.00570
FT6977 INTEREST RATE HEDGE AND ETF PORTFOLIO SERIES 18	35-2604007	30305B195	30305B187	30305B203	30305B211		FNEVDX	9/25/2018	0.03250	0.00657

Issuer's Name	EIN	CUSIP 1	CUSIP 2	CUSIP 3	CUSIP 4	CUSIP 5	Ticker Symbol	Date of Corporate Action	Distribution Per Unit	Per Unit Reduction of Taxpayer's Basis
FT6977 INTEREST RATE HEDGE AND ETF PORTFOLIO SERIES 18	35-2604007	30305B195	30305B187	30305B203	30305B211		FNEVDX	10/25/2018	0.03740	0.00756
FT6977 INTEREST RATE HEDGE AND ETF PORTFOLIO SERIES 18	35-2604007	30305B195	30305B187	30305B203	30305B211		FNEVDX	11/25/2018	0.02730	0.00552
FT6977 INTEREST RATE HEDGE AND ETF PORTFOLIO SERIES 18	35-2604007	30305B195	30305B187	30305B203	30305B211		FNEVDX	12/25/2018	0.03500	0.00707
FT6967 BROOKMONT EQUITY DIVIDEND PORTFOLIO SERIES 13	35-2606542	30305B237	30305B252	30305B245	30305B229		FQPLMX	2/25/2018	0.01530	0.00314
FT6967 BROOKMONT EQUITY DIVIDEND PORTFOLIO SERIES 13	35-2606542	30305B237	30305B252	30305B245	30305B229		FQPLMX	3/25/2018	0.03200	0.00657
FT6967 BROOKMONT EQUITY DIVIDEND PORTFOLIO SERIES 13	35-2606542	30305B237	30305B252	30305B245	30305B229		FQPLMX	5/25/2018	0.03120	0.00640
FT6967 BROOKMONT EQUITY DIVIDEND PORTFOLIO SERIES 13	35-2606542	30305B237	30305B252	30305B245	30305B229		FQPLMX	6/25/2018	0.03110	0.00638
FT6967 BROOKMONT EQUITY DIVIDEND PORTFOLIO SERIES 13	35-2606542	30305B237	30305B252	30305B245	30305B229		FQPLMX	8/25/2018	0.01830	0.00376
FT6967 BROOKMONT EQUITY DIVIDEND PORTFOLIO SERIES 13	35-2606542	30305B237	30305B252	30305B245	30305B229		FQPLMX	9/25/2018	0.03220	0.00661
FT6967 BROOKMONT EQUITY DIVIDEND PORTFOLIO SERIES 13	35-2606542	30305B237	30305B252	30305B245	30305B229		FQPLMX	11/25/2018	0.02050	0.00421
FT6967 BROOKMONT EQUITY DIVIDEND PORTFOLIO SERIES 13	35-2606542	30305B237	30305B252	30305B245	30305B229		FQPLMX	12/25/2018	0.03480	0.00714
FT6967 BROOKMONT EQUITY DIVIDEND PORTFOLIO SERIES 13	35-2606542	30305B237	30305B252	30305B245	30305B229		FQPLMX	12/25/2018	0.00710	0.00146
FT6978 MUNICIPAL INCOME SELECT CLOSED END PORTFOLIO SERIES 89	35-2603957	30305B260	30305B294	30305B278	30305B286		FTRDLX	1/25/2018	0.04070	0.00160
FT6978 MUNICIPAL INCOME SELECT CLOSED END PORTFOLIO SERIES 89	35-2603957	30305B260	30305B294	30305B278	30305B286		FTRDLX	1/25/2018	0.00020	0.00001
FT6978 MUNICIPAL INCOME SELECT CLOSED END PORTFOLIO SERIES 89	35-2603957	30305B260	30305B294	30305B278	30305B286		FTRDLX	2/25/2018	0.04030	0.00158
FT6978 MUNICIPAL INCOME SELECT CLOSED END PORTFOLIO SERIES 89	35-2603957	30305B260	30305B294	30305B278	30305B286		FTRDLX	3/25/2018	0.04030	0.00158
FT6978 MUNICIPAL INCOME SELECT CLOSED END PORTFOLIO SERIES 89	35-2603957	30305B260	30305B294	30305B278	30305B286		FTRDLX	4/25/2018	0.03840	0.00151
FT6978 MUNICIPAL INCOME SELECT CLOSED END PORTFOLIO SERIES 89	35-2603957	30305B260	30305B294	30305B278	30305B286		FTRDLX	5/25/2018	0.03840	0.00151
FT6978 MUNICIPAL INCOME SELECT CLOSED END PORTFOLIO SERIES 89	35-2603957	30305B260	30305B294	30305B278	30305B286		FTRDLX	6/25/2018	0.03840	0.00151
FT6978 MUNICIPAL INCOME SELECT CLOSED END PORTFOLIO SERIES 89	35-2603957	30305B260	30305B294	30305B278	30305B286		FTRDLX	7/25/2018	0.03720	0.00146
FT6978 MUNICIPAL INCOME SELECT CLOSED END PORTFOLIO SERIES 89	35-2603957	30305B260	30305B294	30305B278	30305B286		FTRDLX	8/25/2018	0.03720	0.00146
FT6978 MUNICIPAL INCOME SELECT CLOSED END PORTFOLIO SERIES 89	35-2603957	30305B260	30305B294	30305B278	30305B286		FTRDLX	9/25/2018	0.03720	0.00146
FT6978 MUNICIPAL INCOME SELECT CLOSED END PORTFOLIO SERIES 89	35-2603957	30305B260	30305B294	30305B278	30305B286		FTRDLX	10/25/2018	0.03610	0.00142
FT6978 MUNICIPAL INCOME SELECT CLOSED END PORTFOLIO SERIES 89	35-2603957	30305B260	30305B294	30305B278	30305B286		FTRDLX	11/25/2018	0.03610	0.00142
FT6978 MUNICIPAL INCOME SELECT CLOSED END PORTFOLIO SERIES 89	35-2603957	30305B260	30305B294	30305B278	30305B286		FTRDLX	12/25/2018	0.00580	0.00023
FT6978 MUNICIPAL INCOME SELECT CLOSED END PORTFOLIO SERIES 89	35-2603957	30305B260	30305B294	30305B278	30305B286		FTRDLX	12/25/2018	0.03610	0.00142
FT6957 STRATEGIC INTERNATIONAL OPPORTUNITY PORTFOLIO SERIES 2	35-2604031	30305B302	30305B310	30305B336	30305B328		FNSTEX	6/25/2018	0.12970	0.01576
FT6957 STRATEGIC INTERNATIONAL OPPORTUNITY PORTFOLIO SERIES 2	35-2604031	30305B302	30305B310	30305B336	30305B328		FNSTEX	12/25/2018	0.00590	0.00072
FT6957 STRATEGIC INTERNATIONAL OPPORTUNITY PORTFOLIO SERIES 2	35-2604031	30305B302	30305B310	30305B336	30305B328		FNSTEX	12/25/2018	0.09240	0.01123
FT6958 SENIOR LOAN LIMITED DURATION CLOSED END 77	35-2604032	30305B344	30305B369	30305B377	30305B351		FOHYEX	1/25/2018	0.05790	0.00933
FT6958 SENIOR LOAN LIMITED DURATION CLOSED END 77	35-2604032	30305B344	30305B369	30305B377	30305B351		FOHYEX	2/25/2018	0.05790	0.00933
FT6958 SENIOR LOAN LIMITED DURATION CLOSED END 77	35-2604032	30305B344	30305B369	30305B377	30305B351		FOHYEX	3/25/2018	0.05790	0.00933
FT6958 SENIOR LOAN LIMITED DURATION CLOSED END 77	35-2604032	30305B344	30305B369	30305B377	30305B351		FOHYEX	4/25/2018	0.05580	0.00899
FT6958 SENIOR LOAN LIMITED DURATION CLOSED END 77	35-2604032	30305B344	30305B369	30305B377	30305B351		FOHYEX	5/25/2018	0.05580	0.00899
FT6958 SENIOR LOAN LIMITED DURATION CLOSED END 77	35-2604032	30305B344	30305B369	30305B377	30305B351		FOHYEX	6/25/2018	0.05580	0.00899
FT6958 SENIOR LOAN LIMITED DURATION CLOSED END 77	35-2604032	30305B344	30305B369	30305B377	30305B351		FOHYEX	7/25/2018	0.05480	0.00883
FT6958 SENIOR LOAN LIMITED DURATION CLOSED END 77	35-2604032	30305B344	30305B369	30305B377	30305B351		FOHYEX	8/25/2018	0.05480	0.00883
FT6958 SENIOR LOAN LIMITED DURATION CLOSED END 77	35-2604032	30305B344	30305B369	30305B377	30305B351		FOHYEX	9/25/2018	0.05480	0.00883
FT6958 SENIOR LOAN LIMITED DURATION CLOSED END 77	35-2604032	30305B344	30305B369	30305B377	30305B351		FOHYEX	10/25/2018	0.05500	0.00886
FT6958 SENIOR LOAN LIMITED DURATION CLOSED END 77	35-2604032	30305B344	30305B369	30305B377	30305B351		FOHYEX	11/25/2018	0.00670	0.00108
FT6958 SENIOR LOAN LIMITED DURATION CLOSED END 77	35-2604032	30305B344	30305B369	30305B377	30305B351		FOHYEX	11/25/2018	0.05500	0.00886
FT6958 SENIOR LOAN LIMITED DURATION CLOSED END 77	35-2604032	30305B344	30305B369	30305B377	30305B351		FOHYEX	12/25/2018	0.05500	0.00886
FT6909 RICHARD BERNSTEIN ADVISORS GLOBAL DIV KING SERIES 24	35-2604030	30305B427	30305B443	30305B435	30305B450		FRETSX	2/25/2018	0.00090	0.00009
FT6909 RICHARD BERNSTEIN ADVISORS GLOBAL DIV KING SERIES 24	35-2604030	30305B427	30305B443	30305B435	30305B450		FRETSX	2/25/2018	0.01810	0.00188
FT6909 RICHARD BERNSTEIN ADVISORS GLOBAL DIV KING SERIES 24	35-2604030	30305B427	30305B443	30305B435	30305B450		FRETSX	3/25/2018	0.03260	0.00339
FT6909 RICHARD BERNSTEIN ADVISORS GLOBAL DIV KING SERIES 24	35-2604030	30305B427	30305B443	30305B435	30305B450		FRETSX	4/25/2018	0.00020	0.00002
FT6909 RICHARD BERNSTEIN ADVISORS GLOBAL DIV KING SERIES 24	35-2604030	30305B427	30305B443	30305B435	30305B450		FRETSX	4/25/2018	0.06880	0.00716
FT6909 RICHARD BERNSTEIN ADVISORS GLOBAL DIV KING SERIES 24	35-2604030	30305B427	30305B443	30305B435	30305B450		FRETSX	5/25/2018	0.06510	0.00678
FT6909 RICHARD BERNSTEIN ADVISORS GLOBAL DIV KING SERIES 24	35-2604030	30305B427	30305B443	30305B435	30305B450		FRETSX	6/25/2018	0.03080	0.00321
FT6909 RICHARD BERNSTEIN ADVISORS GLOBAL DIV KING SERIES 24	35-2604030	30305B427	30305B443	30305B435	30305B450		FRETSX	7/25/2018	0.03140	0.00327
FT6909 RICHARD BERNSTEIN ADVISORS GLOBAL DIV KING SERIES 24	35-2604030	30305B427	30305B443	30305B435	30305B450		FRETSX	8/25/2018	0.03510	0.00365
FT6909 RICHARD BERNSTEIN ADVISORS GLOBAL DIV KING SERIES 24	35-2604030	30305B427	30305B443	30305B435	30305B450		FRETSX	9/25/2018	0.03940	0.00410
FT6909 RICHARD BERNSTEIN ADVISORS GLOBAL DIV KING SERIES 24	35-2604030	30305B427	30305B443	30305B435	30305B450		FRETSX	10/25/2018	0.03290	0.00342
FT6909 RICHARD BERNSTEIN ADVISORS GLOBAL DIV KING SERIES 24	35-2604030	30305B427	30305B443	30305B435	30305B450		FRETSX	11/25/2018	0.02110	0.00220
FT6909 RICHARD BERNSTEIN ADVISORS GLOBAL DIV KING SERIES 24	35-2604030	30305B427	30305B443	30305B435	30305B450		FRETSX	11/25/2018	0.00050	0.00005
FT6909 RICHARD BERNSTEIN ADVISORS GLOBAL DIV KING SERIES 24	35-2604030	30305B427	30305B443	30305B435	30305B450		FRETSX	12/25/2018	0.01610	0.00168
FT6959 CALIFORNIA MUNICIPAL INCOME SELECT CLOSED END 63	35-2604029	30305B476	30305B492	30305B468	30305B484		FIRAUX	1/25/2018	0.03520	0.00175
FT6959 CALIFORNIA MUNICIPAL INCOME SELECT CLOSED END 63	35-2604029	30305B476	30305B492	30305B468	30305B484		FIRAUX	1/25/2018	0.00300	0.00015
FT6959 CALIFORNIA MUNICIPAL INCOME SELECT CLOSED END 63	35-2604029	30305B476	30305B492	30305B468	30305B484		FIRAUX	2/25/2018	0.03520	0.00175
FT6959 CALIFORNIA MUNICIPAL INCOME SELECT CLOSED END 63	35-2604029	30305B476	30305B492	30305B468	30305B484		FIRAUX	3/25/2018	0.03520	0.00175
FT6959 CALIFORNIA MUNICIPAL INCOME SELECT CLOSED END 63	35-2604029	30305B476	30305B492	30305B468	30305B484		FIRAUX	4/25/2018	0.03200	0.00159

Issuer's Name	EIN	CUSIP 1	CUSIP 2	CUSIP 3	CUSIP 4	CUSIP 5	Ticker Symbol	Date of Corporate Action	Distribution Per Unit	Per Unit Reduction of Taxpayer's Basis
FT6834 MUNICIPAL ADVANTAGE CLOSED-END AND ETF PORT SER 44	35-2606532	30305T287	30305T279	30305T295	30305T261		FWOTHX	3/25/2018	0.02550	0.00173
FT6834 MUNICIPAL ADVANTAGE CLOSED-END AND ETF PORT SER 44	35-2606532	30305T287	30305T279	30305T295	30305T261		FWOTHX	4/25/2018	0.02520	0.00171
FT6834 MUNICIPAL ADVANTAGE CLOSED-END AND ETF PORT SER 44	35-2606532	30305T287	30305T279	30305T295	30305T261		FWOTHX	5/25/2018	0.02520	0.00171
FT6834 MUNICIPAL ADVANTAGE CLOSED-END AND ETF PORT SER 44	35-2606532	30305T287	30305T279	30305T295	30305T261		FWOTHX	6/25/2018	0.02520	0.00171
FT6834 MUNICIPAL ADVANTAGE CLOSED-END AND ETF PORT SER 44	35-2606532	30305T287	30305T279	30305T295	30305T261		FWOTHX	7/25/2018	0.02470	0.00168
FT6834 MUNICIPAL ADVANTAGE CLOSED-END AND ETF PORT SER 44	35-2606532	30305T287	30305T279	30305T295	30305T261		FWOTHX	8/25/2018	0.02470	0.00168
FT6834 MUNICIPAL ADVANTAGE CLOSED-END AND ETF PORT SER 44	35-2606532	30305T287	30305T279	30305T295	30305T261		FWOTHX	9/25/2018	0.02470	0.00168
FT6834 MUNICIPAL ADVANTAGE CLOSED-END AND ETF PORT SER 44	35-2606532	30305T287	30305T279	30305T295	30305T261		FWOTHX	10/25/2018	0.02480	0.00169
FT6834 MUNICIPAL ADVANTAGE CLOSED-END AND ETF PORT SER 44	35-2606532	30305T287	30305T279	30305T295	30305T261		FWOTHX	11/25/2018	0.02480	0.00169
FT6834 MUNICIPAL ADVANTAGE CLOSED-END AND ETF PORT SER 44	35-2606532	30305T287	30305T279	30305T295	30305T261		FWOTHX	12/25/2018	0.02480	0.00169
FT6963 BALANCED INCOME EQUITY AND ETF OPPORTUNITY PORT SER 2	35-2606533	30305T311	30305T329	30305T337	30305T303		FKVCRX	1/25/2018	0.01930	0.00167
FT6963 BALANCED INCOME EQUITY AND ETF OPPORTUNITY PORT SER 2	35-2606533	30305T311	30305T329	30305T337	30305T303		FKVCRX	2/25/2018	0.01740	0.00151
FT6963 BALANCED INCOME EQUITY AND ETF OPPORTUNITY PORT SER 2	35-2606533	30305T311	30305T329	30305T337	30305T303		FKVCRX	3/25/2018	0.03770	0.00326
FT6963 BALANCED INCOME EQUITY AND ETF OPPORTUNITY PORT SER 2	35-2606533	30305T311	30305T329	30305T337	30305T303		FKVCRX	4/25/2018	0.02280	0.00197
FT6963 BALANCED INCOME EQUITY AND ETF OPPORTUNITY PORT SER 2	35-2606533	30305T311	30305T329	30305T337	30305T303		FKVCRX	5/25/2018	0.02330	0.00202
FT6963 BALANCED INCOME EQUITY AND ETF OPPORTUNITY PORT SER 2	35-2606533	30305T311	30305T329	30305T337	30305T303		FKVCRX	6/25/2018	0.03850	0.00333
FT6963 BALANCED INCOME EQUITY AND ETF OPPORTUNITY PORT SER 2	35-2606533	30305T311	30305T329	30305T337	30305T303		FKVCRX	7/25/2018	0.02890	0.00250
FT6963 BALANCED INCOME EQUITY AND ETF OPPORTUNITY PORT SER 2	35-2606533	30305T311	30305T329	30305T337	30305T303		FKVCRX	8/25/2018	0.02440	0.00211
FT6963 BALANCED INCOME EQUITY AND ETF OPPORTUNITY PORT SER 2	35-2606533	30305T311	30305T329	30305T337	30305T303		FKVCRX	9/25/2018	0.04250	0.00368
FT6963 BALANCED INCOME EQUITY AND ETF OPPORTUNITY PORT SER 2	35-2606533	30305T311	30305T329	30305T337	30305T303		FKVCRX	10/25/2018	0.02650	0.00229
FT6963 BALANCED INCOME EQUITY AND ETF OPPORTUNITY PORT SER 2	35-2606533	30305T311	30305T329	30305T337	30305T303		FKVCRX	11/25/2018	0.02600	0.00225
FT6963 BALANCED INCOME EQUITY AND ETF OPPORTUNITY PORT SER 2	35-2606533	30305T311	30305T329	30305T337	30305T303		FKVCRX	12/25/2018	0.04050	0.00350
FT6963 BALANCED INCOME EQUITY AND ETF OPPORTUNITY PORT SER 2	35-2606533	30305T311	30305T329	30305T337	30305T303		FKVCRX	12/25/2018	0.00880	0.00076
FT6964 DEEP VALUE DIVIDEND OPPORTUNITY PORTFOLIO SERIES 2	35-2606534	30305T360	30305T378	30305T352	30305T345		FSTQIX	1/25/2018	0.01590	0.00796
FT6964 DEEP VALUE DIVIDEND OPPORTUNITY PORTFOLIO SERIES 2	35-2606534	30305T360	30305T378	30305T352	30305T345		FSTQIX	2/25/2018	0.03080	0.01542
FT6964 DEEP VALUE DIVIDEND OPPORTUNITY PORTFOLIO SERIES 2	35-2606534	30305T360	30305T378	30305T352	30305T345		FSTQIX	3/25/2018	0.03780	0.01893
FT6964 DEEP VALUE DIVIDEND OPPORTUNITY PORTFOLIO SERIES 2	35-2606534	30305T360	30305T378	30305T352	30305T345		FSTQIX	4/25/2018	0.03540	0.01773
FT6964 DEEP VALUE DIVIDEND OPPORTUNITY PORTFOLIO SERIES 2	35-2606534	30305T360	30305T378	30305T352	30305T345		FSTQIX	5/25/2018	0.01670	0.00836
FT6964 DEEP VALUE DIVIDEND OPPORTUNITY PORTFOLIO SERIES 2	35-2606534	30305T360	30305T378	30305T352	30305T345		FSTQIX	6/25/2018	0.02650	0.01327
FT6964 DEEP VALUE DIVIDEND OPPORTUNITY PORTFOLIO SERIES 2	35-2606534	30305T360	30305T378	30305T352	30305T345		FSTQIX	7/25/2018	0.04330	0.02168
FT6964 DEEP VALUE DIVIDEND OPPORTUNITY PORTFOLIO SERIES 2	35-2606534	30305T360	30305T378	30305T352	30305T345		FSTQIX	8/25/2018	0.01660	0.00831
FT6964 DEEP VALUE DIVIDEND OPPORTUNITY PORTFOLIO SERIES 2	35-2606534	30305T360	30305T378	30305T352	30305T345		FSTQIX	9/25/2018	0.03060	0.01532
FT6964 DEEP VALUE DIVIDEND OPPORTUNITY PORTFOLIO SERIES 2	35-2606534	30305T360	30305T378	30305T352	30305T345		FSTQIX	10/25/2018	0.03960	0.01983
FT6964 DEEP VALUE DIVIDEND OPPORTUNITY PORTFOLIO SERIES 2	35-2606534	30305T360	30305T378	30305T352	30305T345		FSTQIX	11/25/2018	0.50870	0.25476
FT6964 DEEP VALUE DIVIDEND OPPORTUNITY PORTFOLIO SERIES 2	35-2606534	30305T360	30305T378	30305T352	30305T345		FSTQIX	11/25/2018	0.01670	0.00836
FT6964 DEEP VALUE DIVIDEND OPPORTUNITY PORTFOLIO SERIES 2	35-2606534	30305T360	30305T378	30305T352	30305T345		FSTQIX	12/25/2018	0.02780	0.01392
FT6965 INCOME DIVIDEND EQUITY ALLOCATION IDEA PORT SERIES 14	35-2606535	30305T394	30305T386	30305T402	30305T410		FOJVSX	2/25/2018	0.01230	0.00052
FT6965 INCOME DIVIDEND EQUITY ALLOCATION IDEA PORT SERIES 14	35-2606535	30305T394	30305T386	30305T402	30305T410		FOJVSX	3/25/2018	0.02100	0.00089
FT6965 INCOME DIVIDEND EQUITY ALLOCATION IDEA PORT SERIES 14	35-2606535	30305T394	30305T386	30305T402	30305T410		FOJVSX	4/25/2018	0.01690	0.00072
FT6965 INCOME DIVIDEND EQUITY ALLOCATION IDEA PORT SERIES 14	35-2606535	30305T394	30305T386	30305T402	30305T410		FOJVSX	5/25/2018	0.02030	0.00086
FT6965 INCOME DIVIDEND EQUITY ALLOCATION IDEA PORT SERIES 14	35-2606535	30305T394	30305T386	30305T402	30305T410		FOJVSX	6/25/2018	0.02390	0.00102
FT6965 INCOME DIVIDEND EQUITY ALLOCATION IDEA PORT SERIES 14	35-2606535	30305T394	30305T386	30305T402	30305T410		FOJVSX	7/25/2018	0.01770	0.00075
FT6965 INCOME DIVIDEND EQUITY ALLOCATION IDEA PORT SERIES 14	35-2606535	30305T394	30305T386	30305T402	30305T410		FOJVSX	8/25/2018	0.01170	0.00050
FT6965 INCOME DIVIDEND EQUITY ALLOCATION IDEA PORT SERIES 14	35-2606535	30305T394	30305T386	30305T402	30305T410		FOJVSX	9/25/2018	0.01960	0.00083
FT6965 INCOME DIVIDEND EQUITY ALLOCATION IDEA PORT SERIES 14	35-2606535	30305T394	30305T386	30305T402	30305T410		FOJVSX	10/25/2018	0.01790	0.00076
FT6965 INCOME DIVIDEND EQUITY ALLOCATION IDEA PORT SERIES 14	35-2606535	30305T394	30305T386	30305T402	30305T410		FOJVSX	12/25/2018	0.00670	0.00029
FT6965 INCOME DIVIDEND EQUITY ALLOCATION IDEA PORT SERIES 14	35-2606535	30305T394	30305T386	30305T402	30305T410		FOJVSX	12/25/2018	0.03160	0.00135
FT6968 TECHNOLOGY OPPORTUNITY PORTFOLIO SERIES 2	35-2606543	30305T493	30305T485	30305T477	30305T469		FRMYSX	6/25/2018	0.04060	0.00483
FT6968 TECHNOLOGY OPPORTUNITY PORTFOLIO SERIES 2	35-2606543	30305T493	30305T485	30305T477	30305T469		FRMYSX	12/25/2018	0.04440	0.00528
FT6968 TECHNOLOGY OPPORTUNITY PORTFOLIO SERIES 2	35-2606543	30305T493	30305T485	30305T477	30305T469		FRMYSX	12/25/2018	0.01000	0.00119
FT6968 TECHNOLOGY OPPORTUNITY PORTFOLIO SERIES 2	35-2606543	30305T493	30305T485	30305T477	30305T469		FRMYSX	1/8/2019	0.02910	0.00346
FT6986 BALANCED INCOME SELECT PORTFOLIO SERIES 72	35-2606544	30305T543	30305T550	30305T568	30305T576		FDLRZX	2/25/2018	0.03970	0.00602
FT6986 BALANCED INCOME SELECT PORTFOLIO SERIES 72	35-2606544	30305T543	30305T550	30305T568	30305T576		FDLRZX	2/25/2018	0.00370	0.00056
FT6986 BALANCED INCOME SELECT PORTFOLIO SERIES 72	35-2606544	30305T543	30305T550	30305T568	30305T576		FDLRZX	3/25/2018	0.04460	0.00677
FT6986 BALANCED INCOME SELECT PORTFOLIO SERIES 72	35-2606544	30305T543	30305T550	30305T568	30305T576		FDLRZX	4/25/2018	0.04120	0.00625
FT6986 BALANCED INCOME SELECT PORTFOLIO SERIES 72	35-2606544	30305T543	30305T550	30305T568	30305T576		FDLRZX	5/25/2018	0.03100	0.00470
FT6986 BALANCED INCOME SELECT PORTFOLIO SERIES 72	35-2606544	30305T543	30305T550	30305T568	30305T576		FDLRZX	6/25/2018	0.04490	0.00681
FT6986 BALANCED INCOME SELECT PORTFOLIO SERIES 72	35-2606544	30305T543	30305T550	30305T568	30305T576		FDLRZX	7/25/2018	0.04460	0.00677
FT6986 BALANCED INCOME SELECT PORTFOLIO SERIES 72	35-2606544	30305T543	30305T550	30305T568	30305T576		FDLRZX	8/25/2018	0.03050	0.00463
FT6986 BALANCED INCOME SELECT PORTFOLIO SERIES 72	35-2606544	30305T543	30305T550	30305T568	30305T576		FDLRZX	9/25/2018	0.04790	0.00727
FT6986 BALANCED INCOME SELECT PORTFOLIO SERIES 72	35-2606544	30305T543	30305T550	30305T568	30305T576		FDLRZX	10/25/2018	0.04230	0.00642
FT6986 BALANCED INCOME SELECT PORTFOLIO SERIES 72	35-2606544	30305T543	30305T550	30305T568	30305T576		FDLRZX	11/25/2018	0.03130	0.00475

Issuer's Name	EIN	CUSIP 1	CUSIP 2	CUSIP 3	CUSIP 4	CUSIP 5	Ticker Symbol	Date of Corporate Action	Distribution Per Unit	Per Unit Reduction of Taxpayer's Basis
FT6986 BALANCED INCOME SELECT PORTFOLIO SERIES 72	35-2606544	30305T543	30305T550	30305T568	30305T576		FDLRZX	12/25/2018	0.04610	0.00699
FT6992 TACTICAL INCOME PORTFOLIO SERIES 50	35-2606581	30305T600	30305T618	30305T592	30305T584		FYPWPX	1/25/2018	0.01280	0.00197
FT6992 TACTICAL INCOME PORTFOLIO SERIES 50	35-2606581	30305T600	30305T618	30305T592	30305T584		FYPWPX	2/25/2018	0.02780	0.00428
FT6992 TACTICAL INCOME PORTFOLIO SERIES 50	35-2606581	30305T600	30305T618	30305T592	30305T584		FYPWPX	3/25/2018	0.06130	0.00945
FT6992 TACTICAL INCOME PORTFOLIO SERIES 50	35-2606581	30305T600	30305T618	30305T592	30305T584		FYPWPX	4/25/2018	0.06610	0.01019
FT6992 TACTICAL INCOME PORTFOLIO SERIES 50	35-2606581	30305T600	30305T618	30305T592	30305T584		FYPWPX	4/25/2018	0.06340	0.00977
FT6992 TACTICAL INCOME PORTFOLIO SERIES 50	35-2606581	30305T600	30305T618	30305T592	30305T584		FYPWPX	5/25/2018	0.04220	0.00650
FT6992 TACTICAL INCOME PORTFOLIO SERIES 50	35-2606581	30305T600	30305T618	30305T592	30305T584		FYPWPX	6/25/2018	0.05620	0.00866
FT6992 TACTICAL INCOME PORTFOLIO SERIES 50	35-2606581	30305T600	30305T618	30305T592	30305T584		FYPWPX	7/25/2018	0.05860	0.00903
FT6992 TACTICAL INCOME PORTFOLIO SERIES 50	35-2606581	30305T600	30305T618	30305T592	30305T584		FYPWPX	8/25/2018	0.04900	0.00755
FT6992 TACTICAL INCOME PORTFOLIO SERIES 50	35-2606581	30305T600	30305T618	30305T592	30305T584		FYPWPX	9/25/2018	0.07130	0.01099
FT6992 TACTICAL INCOME PORTFOLIO SERIES 50	35-2606581	30305T600	30305T618	30305T592	30305T584		FYPWPX	10/25/2018	0.05340	0.00823
FT6992 TACTICAL INCOME PORTFOLIO SERIES 50	35-2606581	30305T600	30305T618	30305T592	30305T584		FYPWPX	11/25/2018	0.04070	0.00627
FT6992 TACTICAL INCOME PORTFOLIO SERIES 50	35-2606581	30305T600	30305T618	30305T592	30305T584		FYPWPX	12/25/2018	0.04290	0.00661
FT6970 HIGH DIVIDEND EQUITY OPPORTUNITY PORTFOLIO SERIES 2	35-2606537	30305T667	30305T691	30305T675	30305T683		FNJZLX	1/25/2018	0.01430	0.00165
FT6970 HIGH DIVIDEND EQUITY OPPORTUNITY PORTFOLIO SERIES 2	35-2606537	30305T667	30305T691	30305T675	30305T683		FNJZLX	2/25/2018	0.02860	0.00330
FT6970 HIGH DIVIDEND EQUITY OPPORTUNITY PORTFOLIO SERIES 2	35-2606537	30305T667	30305T691	30305T675	30305T683		FNJZLX	3/25/2018	0.05680	0.00655
FT6970 HIGH DIVIDEND EQUITY OPPORTUNITY PORTFOLIO SERIES 2	35-2606537	30305T667	30305T691	30305T675	30305T683		FNJZLX	4/25/2018	0.01990	0.00229
FT6970 HIGH DIVIDEND EQUITY OPPORTUNITY PORTFOLIO SERIES 2	35-2606537	30305T667	30305T691	30305T675	30305T683		FNJZLX	5/25/2018	0.01330	0.00153
FT6970 HIGH DIVIDEND EQUITY OPPORTUNITY PORTFOLIO SERIES 2	35-2606537	30305T667	30305T691	30305T675	30305T683		FNJZLX	6/25/2018	0.05420	0.00625
FT6970 HIGH DIVIDEND EQUITY OPPORTUNITY PORTFOLIO SERIES 2	35-2606537	30305T667	30305T691	30305T675	30305T683		FNJZLX	7/25/2018	0.02050	0.00236
FT6970 HIGH DIVIDEND EQUITY OPPORTUNITY PORTFOLIO SERIES 2	35-2606537	30305T667	30305T691	30305T675	30305T683		FNJZLX	8/25/2018	0.01310	0.00151
FT6970 HIGH DIVIDEND EQUITY OPPORTUNITY PORTFOLIO SERIES 2	35-2606537	30305T667	30305T691	30305T675	30305T683		FNJZLX	9/25/2018	0.05380	0.00620
FT6970 HIGH DIVIDEND EQUITY OPPORTUNITY PORTFOLIO SERIES 2	35-2606537	30305T667	30305T691	30305T675	30305T683		FNJZLX	10/25/2018	0.02180	0.00251
FT6970 HIGH DIVIDEND EQUITY OPPORTUNITY PORTFOLIO SERIES 2	35-2606537	30305T667	30305T691	30305T675	30305T683		FNJZLX	11/25/2018	0.01360	0.00157
FT6970 HIGH DIVIDEND EQUITY OPPORTUNITY PORTFOLIO SERIES 2	35-2606537	30305T667	30305T691	30305T675	30305T683		FNJZLX	12/25/2018	0.00320	0.00037
FT6970 HIGH DIVIDEND EQUITY OPPORTUNITY PORTFOLIO SERIES 2	35-2606537	30305T667	30305T691	30305T675	30305T683		FNJZLX	12/25/2018	0.05860	0.00676
FT7007 CAPITAL STRENGTH BUY WRITE PORTFOLIO SERIES 35	35-2606536	30305T717	30305T709				FOUBLX	2/25/2018	0.11270	0.07670
FT7007 CAPITAL STRENGTH BUY WRITE PORTFOLIO SERIES 35	35-2606536	30305T717	30305T709				FOUBLX	5/25/2018	0.11360	0.07732
FT7007 CAPITAL STRENGTH BUY WRITE PORTFOLIO SERIES 35	35-2606536	30305T717	30305T709				FOUBLX	6/25/2018	0.05270	0.03587
FT7007 CAPITAL STRENGTH BUY WRITE PORTFOLIO SERIES 35	35-2606536	30305T717	30305T709				FOUBLX	8/25/2018	0.11280	0.07677
FT7007 CAPITAL STRENGTH BUY WRITE PORTFOLIO SERIES 35	35-2606536	30305T717	30305T709				FOUBLX	11/25/2018	0.11270	0.07670
FT7007 CAPITAL STRENGTH BUY WRITE PORTFOLIO SERIES 35	35-2606536	30305T717	30305T709				FOUBLX	12/25/2018	0.07070	0.04812
FT6984 RICHARD BERNSTEIN ADVISORS QUALITY INCOME PORT SER 27	35-2606546	30305T725	30305T733	30305T758	30305T741		FKESVX	1/25/2018	0.01200	0.00284
FT6984 RICHARD BERNSTEIN ADVISORS QUALITY INCOME PORT SER 27	35-2606546	30305T725	30305T733	30305T758	30305T741		FKESVX	2/25/2018	0.01980	0.00468
FT6984 RICHARD BERNSTEIN ADVISORS QUALITY INCOME PORT SER 27	35-2606546	30305T725	30305T733	30305T758	30305T741		FKESVX	3/25/2018	0.03160	0.00748
FT6984 RICHARD BERNSTEIN ADVISORS QUALITY INCOME PORT SER 27	35-2606546	30305T725	30305T733	30305T758	30305T741		FKESVX	4/25/2018	0.01810	0.00428
FT6984 RICHARD BERNSTEIN ADVISORS QUALITY INCOME PORT SER 27	35-2606546	30305T725	30305T733	30305T758	30305T741		FKESVX	5/25/2018	0.03210	0.00759
FT6984 RICHARD BERNSTEIN ADVISORS QUALITY INCOME PORT SER 27	35-2606546	30305T725	30305T733	30305T758	30305T741		FKESVX	6/25/2018	0.03040	0.00719
FT6984 RICHARD BERNSTEIN ADVISORS QUALITY INCOME PORT SER 27	35-2606546	30305T725	30305T733	30305T758	30305T741		FKESVX	7/25/2018	0.01820	0.00431
FT6984 RICHARD BERNSTEIN ADVISORS QUALITY INCOME PORT SER 27	35-2606546	30305T725	30305T733	30305T758	30305T741		FKESVX	8/25/2018	0.03370	0.00797
FT6984 RICHARD BERNSTEIN ADVISORS QUALITY INCOME PORT SER 27	35-2606546	30305T725	30305T733	30305T758	30305T741		FKESVX	9/25/2018	0.02820	0.00667
FT6984 RICHARD BERNSTEIN ADVISORS QUALITY INCOME PORT SER 27	35-2606546	30305T725	30305T733	30305T758	30305T741		FKESVX	10/25/2018	0.01860	0.00440
FT6984 RICHARD BERNSTEIN ADVISORS QUALITY INCOME PORT SER 27	35-2606546	30305T725	30305T733	30305T758	30305T741		FKESVX	11/25/2018	0.02470	0.00584
FT6984 RICHARD BERNSTEIN ADVISORS QUALITY INCOME PORT SER 27	35-2606546	30305T725	30305T733	30305T758	30305T741		FKESVX	12/25/2018	0.02880	0.00681
FT6971 HEALTH CARE OPPORTUNITY PORTFOLIO SERIES 2	35-2606545	30305T766	30305T782	30305T774	30305T790		FBRPTX	6/25/2018	0.06240	0.03760
FT6971 HEALTH CARE OPPORTUNITY PORTFOLIO SERIES 2	35-2606545	30305T766	30305T782	30305T774	30305T790		FBRPTX	12/25/2018	0.29590	0.17828
FT6971 HEALTH CARE OPPORTUNITY PORTFOLIO SERIES 2	35-2606545	30305T766	30305T782	30305T774	30305T790		FBRPTX	12/25/2018	0.04810	0.02898
FT7010 BOFA MERRILL LYNCH SAFER WORLD SOLUTIONS PORT SER 2	35-2606547	30305T816	30305T832	30305T824	30305T808		FAUBRX	3/25/2018	0.35420	0.23282
FT7010 BOFA MERRILL LYNCH SAFER WORLD SOLUTIONS PORT SER 2	35-2606547	30305T816	30305T832	30305T824	30305T808		FAUBRX	6/25/2018	0.03550	0.02333
FT7010 BOFA MERRILL LYNCH SAFER WORLD SOLUTIONS PORT SER 2	35-2606547	30305T816	30305T832	30305T824	30305T808		FAUBRX	12/25/2018	0.03120	0.02051
FT7000 STONEBRIDGE PREFERRED INCOME PORTFOLIO SERIES 15	35-2606527	30305T857	30305T865	30305T840	30305T873		FKAURX	1/25/2018	0.04680	0.00938
FT7000 STONEBRIDGE PREFERRED INCOME PORTFOLIO SERIES 15	35-2606527	30305T857	30305T865	30305T840	30305T873		FKAURX	2/25/2018	0.04680	0.00938
FT7000 STONEBRIDGE PREFERRED INCOME PORTFOLIO SERIES 15	35-2606527	30305T857	30305T865	30305T840	30305T873		FKAURX	3/25/2018	0.04680	0.00938
FT7000 STONEBRIDGE PREFERRED INCOME PORTFOLIO SERIES 15	35-2606527	30305T857	30305T865	30305T840	30305T873		FKAURX	4/25/2018	0.04550	0.00912
FT7000 STONEBRIDGE PREFERRED INCOME PORTFOLIO SERIES 15	35-2606527	30305T857	30305T865	30305T840	30305T873		FKAURX	5/25/2018	0.04550	0.00912
FT7000 STONEBRIDGE PREFERRED INCOME PORTFOLIO SERIES 15	35-2606527	30305T857	30305T865	30305T840	30305T873		FKAURX	6/25/2018	0.04550	0.00912
FT7000 STONEBRIDGE PREFERRED INCOME PORTFOLIO SERIES 15	35-2606527	30305T857	30305T865	30305T840	30305T873		FKAURX	7/25/2018	0.04540	0.00910
FT7000 STONEBRIDGE PREFERRED INCOME PORTFOLIO SERIES 15	35-2606527	30305T857	30305T865	30305T840	30305T873		FKAURX	8/25/2018	0.04540	0.00910
FT7000 STONEBRIDGE PREFERRED INCOME PORTFOLIO SERIES 15	35-2606527	30305T857	30305T865	30305T840	30305T873		FKAURX	9/25/2018	0.04540	0.00910

Issuer's Name	EIN	CUSIP 1	CUSIP 2	CUSIP 3	CUSIP 4	CUSIP 5	Ticker Symbol	Date of Corporate Action	Distribution Per Unit	Per Unit Reduction of Taxpayer's Basis
FT7004 UTILITIES SELECT PORTFOLIO SERIES 45	35-2609341	30305V217	30305V209	30305V191	30305V183		FUOPWX	9/25/2018	0.02210	0.00056
FT7004 UTILITIES SELECT PORTFOLIO SERIES 45	35-2609341	30305V217	30305V209	30305V191	30305V183		FUOPWX	10/25/2018	0.02230	0.00056
FT7004 UTILITIES SELECT PORTFOLIO SERIES 45	35-2609341	30305V217	30305V209	30305V191	30305V183		FUOPWX	11/25/2018	0.02230	0.00056
FT7004 UTILITIES SELECT PORTFOLIO SERIES 45	35-2609341	30305V217	30305V209	30305V191	30305V183		FUOPWX	12/25/2018	0.02230	0.00056
FT7005 HEALTH CARE SELECT PORTFOLIO SERIES 48	35-2609342	30305V241	30305V225	30305V233	30305V258		FEHCTX	6/25/2018	0.05280	0.00586
FT7005 HEALTH CARE SELECT PORTFOLIO SERIES 48	35-2609342	30305V241	30305V225	30305V233	30305V258		FEHCTX	12/25/2018	0.00130	0.00014
FT7005 HEALTH CARE SELECT PORTFOLIO SERIES 48	35-2609342	30305V241	30305V225	30305V233	30305V258		FEHCTX	12/25/2018	0.04520	0.00502
FT6994 HIGH DIVIDEND EQUITY PORTFOLIO SERIES 34	35-2606608	30305V282	30305V266	30305V290	30305V274		FHTNUX	1/25/2018	0.01490	0.00109
FT6994 HIGH DIVIDEND EQUITY PORTFOLIO SERIES 34	35-2606608	30305V282	30305V266	30305V290	30305V274		FHTNUX	2/25/2018	0.03540	0.00259
FT6994 HIGH DIVIDEND EQUITY PORTFOLIO SERIES 34	35-2606608	30305V282	30305V266	30305V290	30305V274		FHTNUX	3/25/2018	0.04990	0.00366
FT6994 HIGH DIVIDEND EQUITY PORTFOLIO SERIES 34	35-2606608	30305V282	30305V266	30305V290	30305V274		FHTNUX	4/25/2018	0.01930	0.00141
FT6994 HIGH DIVIDEND EQUITY PORTFOLIO SERIES 34	35-2606608	30305V282	30305V266	30305V290	30305V274		FHTNUX	5/25/2018	0.02090	0.00153
FT6994 HIGH DIVIDEND EQUITY PORTFOLIO SERIES 34	35-2606608	30305V282	30305V266	30305V290	30305V274		FHTNUX	6/25/2018	0.04740	0.00347
FT6994 HIGH DIVIDEND EQUITY PORTFOLIO SERIES 34	35-2606608	30305V282	30305V266	30305V290	30305V274		FHTNUX	7/25/2018	0.01970	0.00144
FT6994 HIGH DIVIDEND EQUITY PORTFOLIO SERIES 34	35-2606608	30305V282	30305V266	30305V290	30305V274		FHTNUX	8/25/2018	0.02070	0.00152
FT6994 HIGH DIVIDEND EQUITY PORTFOLIO SERIES 34	35-2606608	30305V282	30305V266	30305V290	30305V274		FHTNUX	9/25/2018	0.05110	0.00375
FT6994 HIGH DIVIDEND EQUITY PORTFOLIO SERIES 34	35-2606608	30305V282	30305V266	30305V290	30305V274		FHTNUX	10/25/2018	0.01750	0.00128
FT6994 HIGH DIVIDEND EQUITY PORTFOLIO SERIES 34	35-2606608	30305V282	30305V266	30305V290	30305V274		FHTNUX	11/25/2018	0.02120	0.00155
FT6994 HIGH DIVIDEND EQUITY PORTFOLIO SERIES 34	35-2606608	30305V282	30305V266	30305V290	30305V274		FHTNUX	12/25/2018	0.05120	0.00375
FT6994 HIGH DIVIDEND EQUITY PORTFOLIO SERIES 34	35-2606608	30305V282	30305V266	30305V290	30305V274		FHTNUX	12/25/2018	0.00620	0.00045
FT6995 TECHNOLOGY SELECT PORTFOLIO SERIES 67	35-2606609	30305V316	30305V332	30305V308	30305V324		FDROX	6/25/2018	0.03540	0.00368
FT6995 TECHNOLOGY SELECT PORTFOLIO SERIES 67	35-2606609	30305V316	30305V332	30305V308	30305V324		FDROX	12/25/2018	0.00200	0.00021
FT6995 TECHNOLOGY SELECT PORTFOLIO SERIES 67	35-2606609	30305V316	30305V332	30305V308	30305V324		FDROX	12/25/2018	0.04190	0.00435
FT6995 TECHNOLOGY SELECT PORTFOLIO SERIES 67	35-2606609	30305V316	30305V332	30305V308	30305V324		FDROX	1/8/2019	0.04320	0.00449
FT7020 MUNICIPAL INCOME CLOSED END PORTFOLIO SERIES 72	35-2606583	30305V365	30305V373	30305V340	30305V357		FEQBNX	1/25/2018	0.04320	0.00095
FT7020 MUNICIPAL INCOME CLOSED END PORTFOLIO SERIES 72	35-2606583	30305V365	30305V373	30305V340	30305V357		FEQBNX	1/25/2018	0.00020	0.00000
FT7020 MUNICIPAL INCOME CLOSED END PORTFOLIO SERIES 72	35-2606583	30305V365	30305V373	30305V340	30305V357		FEQBNX	2/25/2018	0.04260	0.00094
FT7020 MUNICIPAL INCOME CLOSED END PORTFOLIO SERIES 72	35-2606583	30305V365	30305V373	30305V340	30305V357		FEQBNX	3/25/2018	0.04260	0.00094
FT7020 MUNICIPAL INCOME CLOSED END PORTFOLIO SERIES 72	35-2606583	30305V365	30305V373	30305V340	30305V357		FEQBNX	4/25/2018	0.03970	0.00088
FT7020 MUNICIPAL INCOME CLOSED END PORTFOLIO SERIES 72	35-2606583	30305V365	30305V373	30305V340	30305V357		FEQBNX	5/25/2018	0.03970	0.00088
FT7020 MUNICIPAL INCOME CLOSED END PORTFOLIO SERIES 72	35-2606583	30305V365	30305V373	30305V340	30305V357		FEQBNX	6/25/2018	0.03970	0.00088
FT7020 MUNICIPAL INCOME CLOSED END PORTFOLIO SERIES 72	35-2606583	30305V365	30305V373	30305V340	30305V357		FEQBNX	7/25/2018	0.03760	0.00083
FT7020 MUNICIPAL INCOME CLOSED END PORTFOLIO SERIES 72	35-2606583	30305V365	30305V373	30305V340	30305V357		FEQBNX	8/25/2018	0.03760	0.00083
FT7020 MUNICIPAL INCOME CLOSED END PORTFOLIO SERIES 72	35-2606583	30305V365	30305V373	30305V340	30305V357		FEQBNX	9/25/2018	0.03760	0.00083
FT7020 MUNICIPAL INCOME CLOSED END PORTFOLIO SERIES 72	35-2606583	30305V365	30305V373	30305V340	30305V357		FEQBNX	10/25/2018	0.03650	0.00081
FT7020 MUNICIPAL INCOME CLOSED END PORTFOLIO SERIES 72	35-2606583	30305V365	30305V373	30305V340	30305V357		FEQBNX	11/25/2018	0.03650	0.00081
FT7020 MUNICIPAL INCOME CLOSED END PORTFOLIO SERIES 72	35-2606583	30305V365	30305V373	30305V340	30305V357		FEQBNX	12/25/2018	0.00310	0.00007
FT7020 MUNICIPAL INCOME CLOSED END PORTFOLIO SERIES 72	35-2606583	30305V365	30305V373	30305V340	30305V357		FEQBNX	12/25/2018	0.03650	0.00081
FT7021 LIMITED DURATION FIXED INCOME ETF PORTFOLIO SERIES 22	35-2606607	30305V415	30305V381	30305V399	30305V407		FKIYX	1/25/2018	0.03370	0.00046
FT7021 LIMITED DURATION FIXED INCOME ETF PORTFOLIO SERIES 22	35-2606607	30305V415	30305V381	30305V399	30305V407		FKIYX	2/25/2018	0.03370	0.00046
FT7021 LIMITED DURATION FIXED INCOME ETF PORTFOLIO SERIES 22	35-2606607	30305V415	30305V381	30305V399	30305V407		FKIYX	3/25/2018	0.03370	0.00046
FT7021 LIMITED DURATION FIXED INCOME ETF PORTFOLIO SERIES 22	35-2606607	30305V415	30305V381	30305V399	30305V407		FKIYX	4/25/2018	0.03190	0.00044
FT7021 LIMITED DURATION FIXED INCOME ETF PORTFOLIO SERIES 22	35-2606607	30305V415	30305V381	30305V399	30305V407		FKIYX	5/25/2018	0.03190	0.00044
FT7021 LIMITED DURATION FIXED INCOME ETF PORTFOLIO SERIES 22	35-2606607	30305V415	30305V381	30305V399	30305V407		FKIYX	6/25/2018	0.03190	0.00044
FT7021 LIMITED DURATION FIXED INCOME ETF PORTFOLIO SERIES 22	35-2606607	30305V415	30305V381	30305V399	30305V407		FKIYX	7/25/2018	0.03330	0.00046
FT7021 LIMITED DURATION FIXED INCOME ETF PORTFOLIO SERIES 22	35-2606607	30305V415	30305V381	30305V399	30305V407		FKIYX	8/25/2018	0.03330	0.00046
FT7021 LIMITED DURATION FIXED INCOME ETF PORTFOLIO SERIES 22	35-2606607	30305V415	30305V381	30305V399	30305V407		FKIYX	9/25/2018	0.03330	0.00046
FT7021 LIMITED DURATION FIXED INCOME ETF PORTFOLIO SERIES 22	35-2606607	30305V415	30305V381	30305V399	30305V407		FKIYX	10/25/2018	0.03300	0.00045
FT7021 LIMITED DURATION FIXED INCOME ETF PORTFOLIO SERIES 22	35-2606607	30305V415	30305V381	30305V399	30305V407		FKIYX	11/25/2018	0.03300	0.00045
FT7021 LIMITED DURATION FIXED INCOME ETF PORTFOLIO SERIES 22	35-2606607	30305V415	30305V381	30305V399	30305V407		FKIYX	12/25/2018	0.00180	0.00002
FT7021 LIMITED DURATION FIXED INCOME ETF PORTFOLIO SERIES 22	35-2606607	30305V415	30305V381	30305V399	30305V407		FKIYX	12/25/2018	0.03300	0.00045
FT6998 DEEP VALUE DIVIDEND PORTFOLIO SERIES 17	35-2606618	30305V472	30305V464	30305V480	30305V498		FKCLHX	1/25/2018	0.01410	0.00818
FT6998 DEEP VALUE DIVIDEND PORTFOLIO SERIES 17	35-2606618	30305V472	30305V464	30305V480	30305V498		FKCLHX	2/25/2018	0.01350	0.00784
FT6998 DEEP VALUE DIVIDEND PORTFOLIO SERIES 17	35-2606618	30305V472	30305V464	30305V480	30305V498		FKCLHX	3/25/2018	0.03930	0.02281
FT6998 DEEP VALUE DIVIDEND PORTFOLIO SERIES 17	35-2606618	30305V472	30305V464	30305V480	30305V498		FKCLHX	4/25/2018	0.04090	0.02374
FT6998 DEEP VALUE DIVIDEND PORTFOLIO SERIES 17	35-2606618	30305V472	30305V464	30305V480	30305V498		FKCLHX	5/25/2018	0.01350	0.00784
FT6998 DEEP VALUE DIVIDEND PORTFOLIO SERIES 17	35-2606618	30305V472	30305V464	30305V480	30305V498		FKCLHX	6/25/2018	0.02380	0.01381
FT6998 DEEP VALUE DIVIDEND PORTFOLIO SERIES 17	35-2606618	30305V472	30305V464	30305V480	30305V498		FKCLHX	7/25/2018	0.05370	0.03117
FT6998 DEEP VALUE DIVIDEND PORTFOLIO SERIES 17	35-2606618	30305V472	30305V464	30305V480	30305V498		FKCLHX	8/25/2018	0.01330	0.00772
FT6998 DEEP VALUE DIVIDEND PORTFOLIO SERIES 17	35-2606618	30305V472	30305V464	30305V480	30305V498		FKCLHX	9/25/2018	0.02770	0.01608
FT6998 DEEP VALUE DIVIDEND PORTFOLIO SERIES 17	35-2606618	30305V472	30305V464	30305V480	30305V498		FKCLHX	10/25/2018	0.05090	0.02954

Issuer's Name	EIN	CUSIP 1	CUSIP 2	CUSIP 3	CUSIP 4	CUSIP 5	Ticker Symbol	Date of Corporate Action	Distribution Per Unit	Per Unit Reduction of Taxpayer's Basis
FT6998 DEEP VALUE DIVIDEND PORTFOLIO SERIES 17	35-2606618	30305V472	30305V464	30305V480	30305V498		FKCLHX	11/25/2018	0.01350	0.00784
FT6998 DEEP VALUE DIVIDEND PORTFOLIO SERIES 17	35-2606618	30305V472	30305V464	30305V480	30305V498		FKCLHX	11/25/2018	0.51410	0.29838
FT6998 DEEP VALUE DIVIDEND PORTFOLIO SERIES 17	35-2606618	30305V472	30305V464	30305V480	30305V498		FKCLHX	12/25/2018	0.02870	0.01666
FT6999 EQUITY INCOME SELECT PORTFOLIO SERIES 55	35-2606619	30305V522	30305V514	30305V530	30305V506		FJBLTX	2/25/2018	0.01760	0.00120
FT6999 EQUITY INCOME SELECT PORTFOLIO SERIES 55	35-2606619	30305V522	30305V514	30305V530	30305V506		FJBLTX	3/25/2018	0.04470	0.00306
FT6999 EQUITY INCOME SELECT PORTFOLIO SERIES 55	35-2606619	30305V522	30305V514	30305V530	30305V506		FJBLTX	4/25/2018	0.01300	0.00089
FT6999 EQUITY INCOME SELECT PORTFOLIO SERIES 55	35-2606619	30305V522	30305V514	30305V530	30305V506		FJBLTX	5/25/2018	0.02100	0.00144
FT6999 EQUITY INCOME SELECT PORTFOLIO SERIES 55	35-2606619	30305V522	30305V514	30305V530	30305V506		FJBLTX	6/25/2018	0.04220	0.00289
FT6999 EQUITY INCOME SELECT PORTFOLIO SERIES 55	35-2606619	30305V522	30305V514	30305V530	30305V506		FJBLTX	7/25/2018	0.01940	0.00133
FT6999 EQUITY INCOME SELECT PORTFOLIO SERIES 55	35-2606619	30305V522	30305V514	30305V530	30305V506		FJBLTX	8/25/2018	0.01330	0.00091
FT6999 EQUITY INCOME SELECT PORTFOLIO SERIES 55	35-2606619	30305V522	30305V514	30305V530	30305V506		FJBLTX	9/25/2018	0.04950	0.00339
FT6999 EQUITY INCOME SELECT PORTFOLIO SERIES 55	35-2606619	30305V522	30305V514	30305V530	30305V506		FJBLTX	10/25/2018	0.01740	0.00119
FT6999 EQUITY INCOME SELECT PORTFOLIO SERIES 55	35-2606619	30305V522	30305V514	30305V530	30305V506		FJBLTX	11/25/2018	0.01420	0.00097
FT6999 EQUITY INCOME SELECT PORTFOLIO SERIES 55	35-2606619	30305V522	30305V514	30305V530	30305V506		FJBLTX	12/25/2018	0.04360	0.00298
FT6999 EQUITY INCOME SELECT PORTFOLIO SERIES 55	35-2606619	30305V522	30305V514	30305V530	30305V506		FJBLTX	12/25/2018	0.00290	0.00020
FT7022 VALUE LINE TARGET SAFETY 30 PORTFOLIO SERIES	35-2606622	30305V563	30305V548	30305V555	30305V571		FDRDLX	6/25/2018	0.11020	0.04879
FT7022 VALUE LINE TARGET SAFETY 30 PORTFOLIO SERIES	35-2606622	30305V563	30305V548	30305V555	30305V571		FDRDLX	12/25/2018	0.53070	0.23494
FT7023 EMERGING MARKETS STRENGTH PORTFOLIO SERIES 38	35-2606573	30305V605	30305V597	30305V613	30305V589		FRYKNX	4/25/2018	0.25790	0.14329
FT7023 EMERGING MARKETS STRENGTH PORTFOLIO SERIES 38	35-2606573	30305V605	30305V597	30305V613	30305V589		FRYKNX	6/25/2018	0.07150	0.03973
FT7023 EMERGING MARKETS STRENGTH PORTFOLIO SERIES 38	35-2606573	30305V605	30305V597	30305V613	30305V589		FRYKNX	12/25/2018	0.12160	0.06756
FT7034 ESG IMPACT OPPORTUNITY PORTFOLIO SERIES	35-2606620	30305V621	30305V654	30305V639	30305V647		FYDUPX	6/25/2018	0.05330	0.02106
FT7034 ESG IMPACT OPPORTUNITY PORTFOLIO SERIES	35-2606620	30305V621	30305V654	30305V639	30305V647		FYDUPX	12/25/2018	0.07640	0.03019
FT7001 GLOBAL DIVIDEND PORTFOLIO, SERIES 53	35-2606629	30305V688	30305V696	30305V670	30305V662		FLEBTX	2/25/2018	0.01310	0.00041
FT7001 GLOBAL DIVIDEND PORTFOLIO, SERIES 53	35-2606629	30305V688	30305V696	30305V670	30305V662		FLEBTX	3/25/2018	0.02690	0.00084
FT7001 GLOBAL DIVIDEND PORTFOLIO, SERIES 53	35-2606629	30305V688	30305V696	30305V670	30305V662		FLEBTX	4/25/2018	0.04030	0.00125
FT7001 GLOBAL DIVIDEND PORTFOLIO, SERIES 53	35-2606629	30305V688	30305V696	30305V670	30305V662		FLEBTX	5/25/2018	0.04640	0.00144
FT7001 GLOBAL DIVIDEND PORTFOLIO, SERIES 53	35-2606629	30305V688	30305V696	30305V670	30305V662		FLEBTX	6/25/2018	0.04980	0.00155
FT7001 GLOBAL DIVIDEND PORTFOLIO, SERIES 53	35-2606629	30305V688	30305V696	30305V670	30305V662		FLEBTX	7/25/2018	0.02500	0.00078
FT7001 GLOBAL DIVIDEND PORTFOLIO, SERIES 53	35-2606629	30305V688	30305V696	30305V670	30305V662		FLEBTX	8/25/2018	0.02780	0.00086
FT7001 GLOBAL DIVIDEND PORTFOLIO, SERIES 53	35-2606629	30305V688	30305V696	30305V670	30305V662		FLEBTX	9/25/2018	0.04440	0.00138
FT7001 GLOBAL DIVIDEND PORTFOLIO, SERIES 53	35-2606629	30305V688	30305V696	30305V670	30305V662		FLEBTX	10/25/2018	0.01460	0.00045
FT7001 GLOBAL DIVIDEND PORTFOLIO, SERIES 53	35-2606629	30305V688	30305V696	30305V670	30305V662		FLEBTX	11/25/2018	0.02360	0.00073
FT7001 GLOBAL DIVIDEND PORTFOLIO, SERIES 53	35-2606629	30305V688	30305V696	30305V670	30305V662		FLEBTX	12/25/2018	0.03200	0.00100
FT7024 MULTI SECTOR INCOME PORTFOLIO SERIES 38	35-2606576	30305V779	30305V761	30305V753	30305V746		FBLHWX	1/25/2018	0.01930	0.00660
FT7024 MULTI SECTOR INCOME PORTFOLIO SERIES 38	35-2606576	30305V779	30305V761	30305V753	30305V746		FBLHWX	2/25/2018	0.02570	0.00878
FT7024 MULTI SECTOR INCOME PORTFOLIO SERIES 38	35-2606576	30305V779	30305V761	30305V753	30305V746		FBLHWX	2/25/2018	0.00130	0.00044
FT7024 MULTI SECTOR INCOME PORTFOLIO SERIES 38	35-2606576	30305V779	30305V761	30305V753	30305V746		FBLHWX	3/25/2018	0.04560	0.01559
FT7024 MULTI SECTOR INCOME PORTFOLIO SERIES 38	35-2606576	30305V779	30305V761	30305V753	30305V746		FBLHWX	4/25/2018	0.04150	0.01418
FT7024 MULTI SECTOR INCOME PORTFOLIO SERIES 38	35-2606576	30305V779	30305V761	30305V753	30305V746		FBLHWX	5/25/2018	0.04210	0.01439
FT7024 MULTI SECTOR INCOME PORTFOLIO SERIES 38	35-2606576	30305V779	30305V761	30305V753	30305V746		FBLHWX	6/25/2018	0.05620	0.01921
FT7024 MULTI SECTOR INCOME PORTFOLIO SERIES 38	35-2606576	30305V779	30305V761	30305V753	30305V746		FBLHWX	7/25/2018	0.04310	0.01473
FT7024 MULTI SECTOR INCOME PORTFOLIO SERIES 38	35-2606576	30305V779	30305V761	30305V753	30305V746		FBLHWX	8/25/2018	0.03890	0.01330
FT7024 MULTI SECTOR INCOME PORTFOLIO SERIES 38	35-2606576	30305V779	30305V761	30305V753	30305V746		FBLHWX	9/25/2018	0.05320	0.01818
FT7024 MULTI SECTOR INCOME PORTFOLIO SERIES 38	35-2606576	30305V779	30305V761	30305V753	30305V746		FBLHWX	10/25/2018	0.03240	0.01107
FT7024 MULTI SECTOR INCOME PORTFOLIO SERIES 38	35-2606576	30305V779	30305V761	30305V753	30305V746		FBLHWX	11/25/2018	0.03750	0.01282
FT7024 MULTI SECTOR INCOME PORTFOLIO SERIES 38	35-2606576	30305V779	30305V761	30305V753	30305V746		FBLHWX	12/25/2018	0.04630	0.01583
FT7003 FINANCIALS SELECT PORTFOLIO SERIES 62	35-2609340	30305V811	30305V787	30305V795	30305V803		FSAQNX	6/25/2018	0.11230	0.00113
FT7003 FINANCIALS SELECT PORTFOLIO SERIES 62	35-2609340	30305V811	30305V787	30305V795	30305V803		FSAQNX	12/25/2018	0.09170	0.00093
FT7027 PRIVATE CLIENT EQUITY TRUST FEBRUARY 2019 SERIES	35-2606614	30305V829	30305V845	30305V852	30305V837		FLMBHX	3/25/2018	0.00270	0.00053
FT7027 PRIVATE CLIENT EQUITY TRUST FEBRUARY 2019 SERIES	35-2606614	30305V829	30305V845	30305V852	30305V837		FLMBHX	3/25/2018	0.02140	0.00421
FT7027 PRIVATE CLIENT EQUITY TRUST FEBRUARY 2019 SERIES	35-2606614	30305V829	30305V845	30305V852	30305V837		FLMBHX	4/25/2018	0.03880	0.00764
FT7027 PRIVATE CLIENT EQUITY TRUST FEBRUARY 2019 SERIES	35-2606614	30305V829	30305V845	30305V852	30305V837		FLMBHX	5/25/2018	0.01800	0.00354
FT7027 PRIVATE CLIENT EQUITY TRUST FEBRUARY 2019 SERIES	35-2606614	30305V829	30305V845	30305V852	30305V837		FLMBHX	6/25/2018	0.03370	0.00663
FT7027 PRIVATE CLIENT EQUITY TRUST FEBRUARY 2019 SERIES	35-2606614	30305V829	30305V845	30305V852	30305V837		FLMBHX	7/25/2018	0.03690	0.00726
FT7027 PRIVATE CLIENT EQUITY TRUST FEBRUARY 2019 SERIES	35-2606614	30305V829	30305V845	30305V852	30305V837		FLMBHX	8/25/2018	0.01800	0.00354
FT7027 PRIVATE CLIENT EQUITY TRUST FEBRUARY 2019 SERIES	35-2606614	30305V829	30305V845	30305V852	30305V837		FLMBHX	9/25/2018	0.03380	0.00665
FT7027 PRIVATE CLIENT EQUITY TRUST FEBRUARY 2019 SERIES	35-2606614	30305V829	30305V845	30305V852	30305V837		FLMBHX	10/25/2018	0.03790	0.00746
FT7027 PRIVATE CLIENT EQUITY TRUST FEBRUARY 2019 SERIES	35-2606614	30305V829	30305V845	30305V852	30305V837		FLMBHX	11/25/2018	0.01890	0.00372
FT7027 PRIVATE CLIENT EQUITY TRUST FEBRUARY 2019 SERIES	35-2606614	30305V829	30305V845	30305V852	30305V837		FLMBHX	12/25/2018	0.03380	0.00665

Issuer's Name	EIN	CUSIP 1	CUSIP 2	CUSIP 3	CUSIP 4	CUSIP 5	Ticker Symbol	Date of Corporate Action	Distribution Per Unit	Per Unit Reduction of Taxpayer's Basis
FT7027 PRIVATE CLIENT EQUITY TRUST FEBRUARY 2019 SERIES	35-2606614	30305V829	30305V845	30305V852	30305V837		FLMBHX	12/25/2018	0.03650	0.00718
FT7029 CORPORATE TAX REFORM PORTFOLIO SERIES 4	35-2606613	30305W116	30305W108	30305W132	30305W124		FAPRTX	6/25/2018	0.08010	0.01173
FT7029 CORPORATE TAX REFORM PORTFOLIO SERIES 4	35-2606613	30305W116	30305W108	30305W132	30305W124		FAPRTX	12/25/2018	0.08550	0.01252
FT7030 EQUITY INCOME PORTFOLIO SERIES 58	35-2606630	30305W157	30305W173	30305W140	30305W165		FQNCGX	1/25/2018	0.01450	0.00065
FT7030 EQUITY INCOME PORTFOLIO SERIES 58	35-2606630	30305W157	30305W173	30305W140	30305W165		FQNCGX	3/25/2018	0.05260	0.00235
FT7030 EQUITY INCOME PORTFOLIO SERIES 58	35-2606630	30305W157	30305W173	30305W140	30305W165		FQNCGX	4/25/2018	0.01290	0.00058
FT7030 EQUITY INCOME PORTFOLIO SERIES 58	35-2606630	30305W157	30305W173	30305W140	30305W165		FQNCGX	5/25/2018	0.02050	0.00091
FT7030 EQUITY INCOME PORTFOLIO SERIES 58	35-2606630	30305W157	30305W173	30305W140	30305W165		FQNCGX	6/25/2018	0.04140	0.00185
FT7030 EQUITY INCOME PORTFOLIO SERIES 58	35-2606630	30305W157	30305W173	30305W140	30305W165		FQNCGX	7/25/2018	0.01880	0.00084
FT7030 EQUITY INCOME PORTFOLIO SERIES 58	35-2606630	30305W157	30305W173	30305W140	30305W165		FQNCGX	8/25/2018	0.01310	0.00058
FT7030 EQUITY INCOME PORTFOLIO SERIES 58	35-2606630	30305W157	30305W173	30305W140	30305W165		FQNCGX	9/25/2018	0.04830	0.00215
FT7030 EQUITY INCOME PORTFOLIO SERIES 58	35-2606630	30305W157	30305W173	30305W140	30305W165		FQNCGX	10/25/2018	0.01700	0.00076
FT7030 EQUITY INCOME PORTFOLIO SERIES 58	35-2606630	30305W157	30305W173	30305W140	30305W165		FQNCGX	11/25/2018	0.01390	0.00062
FT7030 EQUITY INCOME PORTFOLIO SERIES 58	35-2606630	30305W157	30305W173	30305W140	30305W165		FQNCGX	12/25/2018	0.04240	0.00189
FT7030 EQUITY INCOME PORTFOLIO SERIES 58	35-2606630	30305W157	30305W173	30305W140	30305W165		FQNCGX	12/25/2018	0.00310	0.00014
FT7028 BALANCED INCOME PORTFOLIO SERIES 59	35-2606610	30305W272	30305W264	30305W298	30305W280		FMGZLX	1/25/2018	0.02120	0.00301
FT7028 BALANCED INCOME PORTFOLIO SERIES 59	35-2606610	30305W272	30305W264	30305W298	30305W280		FMGZLX	1/25/2018	0.00360	0.00051
FT7028 BALANCED INCOME PORTFOLIO SERIES 59	35-2606610	30305W272	30305W264	30305W298	30305W280		FMGZLX	2/25/2018	0.03240	0.00460
FT7028 BALANCED INCOME PORTFOLIO SERIES 59	35-2606610	30305W272	30305W264	30305W298	30305W280		FMGZLX	3/25/2018	0.04870	0.00692
FT7028 BALANCED INCOME PORTFOLIO SERIES 59	35-2606610	30305W272	30305W264	30305W298	30305W280		FMGZLX	4/25/2018	0.03800	0.00540
FT7028 BALANCED INCOME PORTFOLIO SERIES 59	35-2606610	30305W272	30305W264	30305W298	30305W280		FMGZLX	5/25/2018	0.03370	0.00479
FT7028 BALANCED INCOME PORTFOLIO SERIES 59	35-2606610	30305W272	30305W264	30305W298	30305W280		FMGZLX	6/25/2018	0.05100	0.00724
FT7028 BALANCED INCOME PORTFOLIO SERIES 59	35-2606610	30305W272	30305W264	30305W298	30305W280		FMGZLX	7/25/2018	0.03600	0.00511
FT7028 BALANCED INCOME PORTFOLIO SERIES 59	35-2606610	30305W272	30305W264	30305W298	30305W280		FMGZLX	8/25/2018	0.03330	0.00473
FT7028 BALANCED INCOME PORTFOLIO SERIES 59	35-2606610	30305W272	30305W264	30305W298	30305W280		FMGZLX	9/25/2018	0.05160	0.00733
FT7028 BALANCED INCOME PORTFOLIO SERIES 59	35-2606610	30305W272	30305W264	30305W298	30305W280		FMGZLX	10/25/2018	0.03730	0.00530
FT7028 BALANCED INCOME PORTFOLIO SERIES 59	35-2606610	30305W272	30305W264	30305W298	30305W280		FMGZLX	11/25/2018	0.03170	0.00450
FT7028 BALANCED INCOME PORTFOLIO SERIES 59	35-2606610	30305W272	30305W264	30305W298	30305W280		FMGZLX	12/25/2018	0.05210	0.00740
FT7035 SMID HIGH DIVIDEND PORTFOLIO SERIES 28	35-2606631	30305W330	30305W322	30305W314	30305W306		FOEAPX	2/25/2018	0.02700	0.01183
FT7035 SMID HIGH DIVIDEND PORTFOLIO SERIES 28	35-2606631	30305W330	30305W322	30305W314	30305W306		FOEAPX	3/25/2018	0.04700	0.02060
FT7035 SMID HIGH DIVIDEND PORTFOLIO SERIES 28	35-2606631	30305W330	30305W322	30305W314	30305W306		FOEAPX	4/25/2018	0.02020	0.00885
FT7035 SMID HIGH DIVIDEND PORTFOLIO SERIES 28	35-2606631	30305W330	30305W322	30305W314	30305W306		FOEAPX	6/25/2018	0.05290	0.02319
FT7035 SMID HIGH DIVIDEND PORTFOLIO SERIES 28	35-2606631	30305W330	30305W322	30305W314	30305W306		FOEAPX	7/25/2018	0.02210	0.00969
FT7035 SMID HIGH DIVIDEND PORTFOLIO SERIES 28	35-2606631	30305W330	30305W322	30305W314	30305W306		FOEAPX	8/25/2018	0.01420	0.00622
FT7035 SMID HIGH DIVIDEND PORTFOLIO SERIES 28	35-2606631	30305W330	30305W322	30305W314	30305W306		FOEAPX	9/25/2018	0.04510	0.01977
FT7035 SMID HIGH DIVIDEND PORTFOLIO SERIES 28	35-2606631	30305W330	30305W322	30305W314	30305W306		FOEAPX	10/25/2018	0.01660	0.00728
FT7035 SMID HIGH DIVIDEND PORTFOLIO SERIES 28	35-2606631	30305W330	30305W322	30305W314	30305W306		FOEAPX	11/25/2018	0.01470	0.00644
FT7035 SMID HIGH DIVIDEND PORTFOLIO SERIES 28	35-2606631	30305W330	30305W322	30305W314	30305W306		FOEAPX	12/25/2018	0.04200	0.01841
FT7035 SMID HIGH DIVIDEND PORTFOLIO SERIES 28	35-2606631	30305W330	30305W322	30305W314	30305W306		FOEAPX	12/25/2018	0.06040	0.26478
FT7038 GLOBAL EQUITY INCOME CLOSED END PORTFOLIO SERIES 57	35-2606621	30305W355	30305W348	30305W371	30305W363		FZRNXC	1/25/2018	0.06690	0.03393
FT7038 GLOBAL EQUITY INCOME CLOSED END PORTFOLIO SERIES 57	35-2606621	30305W355	30305W348	30305W371	30305W363		FZRNXC	1/25/2018	0.04510	0.02287
FT7038 GLOBAL EQUITY INCOME CLOSED END PORTFOLIO SERIES 57	35-2606621	30305W355	30305W348	30305W371	30305W363		FZRNXC	2/25/2018	0.06690	0.03393
FT7038 GLOBAL EQUITY INCOME CLOSED END PORTFOLIO SERIES 57	35-2606621	30305W355	30305W348	30305W371	30305W363		FZRNXC	3/25/2018	0.06690	0.03393
FT7038 GLOBAL EQUITY INCOME CLOSED END PORTFOLIO SERIES 57	35-2606621	30305W355	30305W348	30305W371	30305W363		FZRNXC	4/25/2018	0.06530	0.03312
FT7038 GLOBAL EQUITY INCOME CLOSED END PORTFOLIO SERIES 57	35-2606621	30305W355	30305W348	30305W371	30305W363		FZRNXC	5/25/2018	0.06530	0.03312
FT7038 GLOBAL EQUITY INCOME CLOSED END PORTFOLIO SERIES 57	35-2606621	30305W355	30305W348	30305W371	30305W363		FZRNXC	6/25/2018	0.06530	0.03312
FT7038 GLOBAL EQUITY INCOME CLOSED END PORTFOLIO SERIES 57	35-2606621	30305W355	30305W348	30305W371	30305W363		FZRNXC	7/25/2018	0.06440	0.03266
FT7038 GLOBAL EQUITY INCOME CLOSED END PORTFOLIO SERIES 57	35-2606621	30305W355	30305W348	30305W371	30305W363		FZRNXC	8/25/2018	0.06440	0.03266
FT7038 GLOBAL EQUITY INCOME CLOSED END PORTFOLIO SERIES 57	35-2606621	30305W355	30305W348	30305W371	30305W363		FZRNXC	9/25/2018	0.06440	0.03266
FT7038 GLOBAL EQUITY INCOME CLOSED END PORTFOLIO SERIES 57	35-2606621	30305W355	30305W348	30305W371	30305W363		FZRNXC	10/25/2018	0.06350	0.03221
FT7038 GLOBAL EQUITY INCOME CLOSED END PORTFOLIO SERIES 57	35-2606621	30305W355	30305W348	30305W371	30305W363		FZRNXC	11/25/2018	0.06350	0.03221
FT7038 GLOBAL EQUITY INCOME CLOSED END PORTFOLIO SERIES 57	35-2606621	30305W355	30305W348	30305W371	30305W363		FZRNXC	12/25/2018	0.06350	0.03221
FT7032 DIVIDEND INCOME TRUST SERIES 16	35-2622036	30305W389	30305W413	30305W405	30305W397		FOVETX	6/25/2018	0.01470	0.00111
FT7032 DIVIDEND INCOME TRUST SERIES 16	35-2622036	30305W389	30305W413	30305W405	30305W397		FOVETX	7/25/2018	0.03740	0.00283
FT7032 DIVIDEND INCOME TRUST SERIES 16	35-2622036	30305W389	30305W413	30305W405	30305W397		FOVETX	8/25/2018	0.01430	0.00108
FT7032 DIVIDEND INCOME TRUST SERIES 16	35-2622036	30305W389	30305W413	30305W405	30305W397		FOVETX	9/25/2018	0.04280	0.00324
FT7032 DIVIDEND INCOME TRUST SERIES 16	35-2622036	30305W389	30305W413	30305W405	30305W397		FOVETX	10/25/2018	0.04070	0.00309
FT7032 DIVIDEND INCOME TRUST SERIES 16	35-2622036	30305W389	30305W413	30305W405	30305W397		FOVETX	11/25/2018	0.01430	0.00108
FT7032 DIVIDEND INCOME TRUST SERIES 16	35-2622036	30305W389	30305W413	30305W405	30305W397		FOVETX	12/25/2018	0.04520	0.00343
FT7032 DIVIDEND INCOME TRUST SERIES 16	35-2622036	30305W389	30305W413	30305W405	30305W397		FOVETX	12/25/2018	0.00290	0.00022

Issuer's Name	EIN	CUSIP 1	CUSIP 2	CUSIP 3	CUSIP 4	CUSIP 5	Ticker Symbol	Date of Corporate Action	Distribution Per Unit	Per Unit Reduction of Taxpayer's Basis
FT7031 TOP PICKS NOVEMBER 2017 PORTFOLIO	35-2606636	30305W439	30305W421	30305W447	30305W454		FKRYTX	5/25/2018	0.01130	0.00244
FT7031 TOP PICKS NOVEMBER 2017 PORTFOLIO	35-2606636	30305W439	30305W421	30305W447	30305W454		FKRYTX	7/25/2018	0.01310	0.00283
FT7031 TOP PICKS NOVEMBER 2017 PORTFOLIO	35-2606636	30305W439	30305W421	30305W447	30305W454		FKRYTX	10/25/2018	0.01360	0.00294
FT7031 TOP PICKS NOVEMBER 2017 PORTFOLIO	35-2606636	30305W439	30305W421	30305W447	30305W454		FKRYTX	12/25/2018	0.01640	0.00354
FT7036 INTEREST RATE HEDGE OPPORTUNITY PORTFOLIO SERIES 3	35-2609344	30305W488	30305W470	30305W496	30305W462		FLARVX	1/25/2018	0.01250	0.00460
FT7036 INTEREST RATE HEDGE OPPORTUNITY PORTFOLIO SERIES 3	35-2609344	30305W488	30305W470	30305W496	30305W462		FLARVX	2/25/2018	0.04550	0.01675
FT7036 INTEREST RATE HEDGE OPPORTUNITY PORTFOLIO SERIES 3	35-2609344	30305W488	30305W470	30305W496	30305W462		FLARVX	3/25/2018	0.04660	0.01716
FT7036 INTEREST RATE HEDGE OPPORTUNITY PORTFOLIO SERIES 3	35-2609344	30305W488	30305W470	30305W496	30305W462		FLARVX	4/25/2018	0.04270	0.01572
FT7036 INTEREST RATE HEDGE OPPORTUNITY PORTFOLIO SERIES 3	35-2609344	30305W488	30305W470	30305W496	30305W462		FLARVX	5/25/2018	0.05540	0.02040
FT7036 INTEREST RATE HEDGE OPPORTUNITY PORTFOLIO SERIES 3	35-2609344	30305W488	30305W470	30305W496	30305W462		FLARVX	6/25/2018	0.04580	0.01686
FT7036 INTEREST RATE HEDGE OPPORTUNITY PORTFOLIO SERIES 3	35-2609344	30305W488	30305W470	30305W496	30305W462		FLARVX	7/25/2018	0.04120	0.01517
FT7036 INTEREST RATE HEDGE OPPORTUNITY PORTFOLIO SERIES 3	35-2609344	30305W488	30305W470	30305W496	30305W462		FLARVX	8/25/2018	0.05280	0.01944
FT7036 INTEREST RATE HEDGE OPPORTUNITY PORTFOLIO SERIES 3	35-2609344	30305W488	30305W470	30305W496	30305W462		FLARVX	9/25/2018	0.04530	0.01668
FT7036 INTEREST RATE HEDGE OPPORTUNITY PORTFOLIO SERIES 3	35-2609344	30305W488	30305W470	30305W496	30305W462		FLARVX	10/25/2018	0.04410	0.01624
FT7036 INTEREST RATE HEDGE OPPORTUNITY PORTFOLIO SERIES 3	35-2609344	30305W488	30305W470	30305W496	30305W462		FLARVX	11/25/2018	0.05070	0.01867
FT7036 INTEREST RATE HEDGE OPPORTUNITY PORTFOLIO SERIES 3	35-2609344	30305W488	30305W470	30305W496	30305W462		FLARVX	12/25/2018	0.04510	0.01661
FT7039 SABRIENT DEFENSIVE EQUITY PORTFOLIO SERIES 14	35-2609350	30305W512	30305W538	30305W520	30305W504		FJLZRX	6/25/2018	0.06410	0.04994
FT7039 SABRIENT DEFENSIVE EQUITY PORTFOLIO SERIES 14	35-2609350	30305W512	30305W538	30305W520	30305W504		FJLZRX	10/25/2018	0.03830	0.02984
FT7039 SABRIENT DEFENSIVE EQUITY PORTFOLIO SERIES 14	35-2609350	30305W512	30305W538	30305W520	30305W504		FJLZRX	11/25/2018	0.32910	0.25640
FT7039 SABRIENT DEFENSIVE EQUITY PORTFOLIO SERIES 14	35-2609350	30305W512	30305W538	30305W520	30305W504		FJLZRX	12/25/2018	0.06890	0.05368
FT7048 SENIOR LOAN CLOSED END AND ETF PORTFOLIO SERIES 20	35-2609347	30305W553	30305W561	30305W579	30305W546		FNOYEX	1/25/2018	0.04730	0.00035
FT7048 SENIOR LOAN CLOSED END AND ETF PORTFOLIO SERIES 20	35-2609347	30305W553	30305W561	30305W579	30305W546		FNOYEX	2/25/2018	0.04010	0.00030
FT7048 SENIOR LOAN CLOSED END AND ETF PORTFOLIO SERIES 20	35-2609347	30305W553	30305W561	30305W579	30305W546		FNOYEX	3/25/2018	0.04010	0.00030
FT7048 SENIOR LOAN CLOSED END AND ETF PORTFOLIO SERIES 20	35-2609347	30305W553	30305W561	30305W579	30305W546		FNOYEX	4/25/2018	0.04010	0.00030
FT7048 SENIOR LOAN CLOSED END AND ETF PORTFOLIO SERIES 20	35-2609347	30305W553	30305W561	30305W579	30305W546		FNOYEX	5/25/2018	0.04010	0.00030
FT7048 SENIOR LOAN CLOSED END AND ETF PORTFOLIO SERIES 20	35-2609347	30305W553	30305W561	30305W579	30305W546		FNOYEX	6/25/2018	0.04010	0.00030
FT7048 SENIOR LOAN CLOSED END AND ETF PORTFOLIO SERIES 20	35-2609347	30305W553	30305W561	30305W579	30305W546		FNOYEX	7/25/2018	0.04110	0.00031
FT7048 SENIOR LOAN CLOSED END AND ETF PORTFOLIO SERIES 20	35-2609347	30305W553	30305W561	30305W579	30305W546		FNOYEX	8/25/2018	0.04110	0.00031
FT7048 SENIOR LOAN CLOSED END AND ETF PORTFOLIO SERIES 20	35-2609347	30305W553	30305W561	30305W579	30305W546		FNOYEX	9/25/2018	0.04110	0.00031
FT7048 SENIOR LOAN CLOSED END AND ETF PORTFOLIO SERIES 20	35-2609347	30305W553	30305W561	30305W579	30305W546		FNOYEX	10/25/2018	0.04070	0.00031
FT7048 SENIOR LOAN CLOSED END AND ETF PORTFOLIO SERIES 20	35-2609347	30305W553	30305W561	30305W579	30305W546		FNOYEX	11/25/2018	0.04070	0.00031
FT7048 SENIOR LOAN CLOSED END AND ETF PORTFOLIO SERIES 20	35-2609347	30305W553	30305W561	30305W579	30305W546		FNOYEX	12/25/2018	0.04070	0.00031
FT7040 CLOUD COMPUTING PORTFOLIO SERIES 19	35-2609356	30305W603	30305W595	30305W611	30305W587		FCHACX	6/25/2018	0.02720	0.00377
FT7040 CLOUD COMPUTING PORTFOLIO SERIES 19	35-2609356	30305W603	30305W595	30305W611	30305W587		FCHACX	12/25/2018	0.03070	0.00426
FT7040 CLOUD COMPUTING PORTFOLIO SERIES 19	35-2609356	30305W603	30305W595	30305W611	30305W587		FCHACX	12/25/2018	0.02850	0.00395
FT7040 CLOUD COMPUTING PORTFOLIO SERIES 19	35-2609356	30305W603	30305W595	30305W611	30305W587		FCHACX	1/8/2019	0.04870	0.00675
FT7042 DEFENSIVE EQUITY PORTFOLIO SERIES 43	35-2609358	30305W629	30305W645	30305W652	30305W637		FQNBXX	6/25/2018	0.06720	0.04329
FT7042 DEFENSIVE EQUITY PORTFOLIO SERIES 43	35-2609358	30305W629	30305W645	30305W652	30305W637		FQNBXX	11/25/2018	0.24330	0.15673
FT7042 DEFENSIVE EQUITY PORTFOLIO SERIES 43	35-2609358	30305W629	30305W645	30305W652	30305W637		FQNBXX	12/25/2018	0.07070	0.04554
FT7055 DIVIDEND STRENGTH OPPORTUNITY PORTFOLIO SERIES 3	35-2609419	30305W793	30305W785	30305W801	30305W819		FPULDX	3/25/2018	0.01560	0.00155
FT7055 DIVIDEND STRENGTH OPPORTUNITY PORTFOLIO SERIES 3	35-2609419	30305W793	30305W785	30305W801	30305W819		FPULDX	4/25/2018	0.03930	0.00390
FT7055 DIVIDEND STRENGTH OPPORTUNITY PORTFOLIO SERIES 3	35-2609419	30305W793	30305W785	30305W801	30305W819		FPULDX	5/25/2018	0.01090	0.00108
FT7055 DIVIDEND STRENGTH OPPORTUNITY PORTFOLIO SERIES 3	35-2609419	30305W793	30305W785	30305W801	30305W819		FPULDX	6/25/2018	0.02110	0.00209
FT7055 DIVIDEND STRENGTH OPPORTUNITY PORTFOLIO SERIES 3	35-2609419	30305W793	30305W785	30305W801	30305W819		FPULDX	7/25/2018	0.02520	0.00250
FT7055 DIVIDEND STRENGTH OPPORTUNITY PORTFOLIO SERIES 3	35-2609419	30305W793	30305W785	30305W801	30305W819		FPULDX	8/25/2018	0.01070	0.00106
FT7055 DIVIDEND STRENGTH OPPORTUNITY PORTFOLIO SERIES 3	35-2609419	30305W793	30305W785	30305W801	30305W819		FPULDX	9/25/2018	0.02110	0.00209
FT7055 DIVIDEND STRENGTH OPPORTUNITY PORTFOLIO SERIES 3	35-2609419	30305W793	30305W785	30305W801	30305W819		FPULDX	10/25/2018	0.02690	0.00267
FT7055 DIVIDEND STRENGTH OPPORTUNITY PORTFOLIO SERIES 3	35-2609419	30305W793	30305W785	30305W801	30305W819		FPULDX	11/25/2018	0.01160	0.00115
FT7055 DIVIDEND STRENGTH OPPORTUNITY PORTFOLIO SERIES 3	35-2609419	30305W793	30305W785	30305W801	30305W819		FPULDX	12/25/2018	0.00200	0.00020
FT7055 DIVIDEND STRENGTH OPPORTUNITY PORTFOLIO SERIES 3	35-2609419	30305W793	30305W785	30305W801	30305W819		FPULDX	12/25/2018	0.02400	0.00238
FT7037 NEW JERSEY MUNICIPAL INCOME SELECT CE PRTF SER 58	35-2609345	30305W850	30305W843	30305W827	30305W835		FYZKJX	1/25/2018	0.04020	0.00334
FT7037 NEW JERSEY MUNICIPAL INCOME SELECT CE PRTF SER 58	35-2609345	30305W850	30305W843	30305W827	30305W835		FYZKJX	2/25/2018	0.04000	0.00332
FT7037 NEW JERSEY MUNICIPAL INCOME SELECT CE PRTF SER 58	35-2609345	30305W850	30305W843	30305W827	30305W835		FYZKJX	3/25/2018	0.04000	0.00332
FT7037 NEW JERSEY MUNICIPAL INCOME SELECT CE PRTF SER 58	35-2609345	30305W850	30305W843	30305W827	30305W835		FYZKJX	4/25/2018	0.03740	0.00311
FT7037 NEW JERSEY MUNICIPAL INCOME SELECT CE PRTF SER 58	35-2609345	30305W850	30305W843	30305W827	30305W835		FYZKJX	5/25/2018	0.03740	0.00311
FT7037 NEW JERSEY MUNICIPAL INCOME SELECT CE PRTF SER 58	35-2609345	30305W850	30305W843	30305W827	30305W835		FYZKJX	6/25/2018	0.02210	0.00184
FT7037 NEW JERSEY MUNICIPAL INCOME SELECT CE PRTF SER 58	35-2609345	30305W850	30305W843	30305W827	30305W835		FYZKJX	7/25/2018	0.05800	0.00482
FT7037 NEW JERSEY MUNICIPAL INCOME SELECT CE PRTF SER 58	35-2609345	30305W850	30305W843	30305W827	30305W835		FYZKJX	8/25/2018	0.03480	0.00289
FT7037 NEW JERSEY MUNICIPAL INCOME SELECT CE PRTF SER 58	35-2609345	30305W850	30305W843	30305W827	30305W835		FYZKJX	9/25/2018	0.03480	0.00289
FT7037 NEW JERSEY MUNICIPAL INCOME SELECT CE PRTF SER 58	35-2609345	30305W850	30305W843	30305W827	30305W835		FYZKJX	10/25/2018	0.03470	0.00288

Issuer's Name	EIN	CUSIP 1	CUSIP 2	CUSIP 3	CUSIP 4	CUSIP 5	Ticker Symbol	Date of Corporate Action	Distribution Per Unit	Per Unit Reduction of Taxpayer's Basis
FT7037 NEW JERSEY MUNICIPAL INCOME SELECT CE PRTF SER 58	35-2609345	30305W850	30305W843	30305W827	30305W835		FYZKJX	11/25/2018	0.03470	0.00288
FT7037 NEW JERSEY MUNICIPAL INCOME SELECT CE PRTF SER 58	35-2609345	30305W850	30305W843	30305W827	30305W835		FYZKJX	12/25/2018	0.02200	0.00183
FT7037 NEW JERSEY MUNICIPAL INCOME SELECT CE PRTF SER 58	35-2609345	30305W850	30305W843	30305W827	30305W835		FYZKJX	12/25/2018	0.03470	0.00288
FT7068 MUNICIPAL ADVANTAGE CLOSED END AND ETF PORT SER 45	35-2609337	30305X130	30305X106	30305X114	30305X122		FSMYTX	1/25/2018	0.02680	0.00156
FT7068 MUNICIPAL ADVANTAGE CLOSED END AND ETF PORT SER 45	35-2609337	30305X130	30305X106	30305X114	30305X122		FSMYTX	1/25/2018	0.00580	0.00034
FT7068 MUNICIPAL ADVANTAGE CLOSED END AND ETF PORT SER 45	35-2609337	30305X130	30305X106	30305X114	30305X122		FSMYTX	2/25/2018	0.02680	0.00156
FT7068 MUNICIPAL ADVANTAGE CLOSED END AND ETF PORT SER 45	35-2609337	30305X130	30305X106	30305X114	30305X122		FSMYTX	3/25/2018	0.02680	0.00156
FT7068 MUNICIPAL ADVANTAGE CLOSED END AND ETF PORT SER 45	35-2609337	30305X130	30305X106	30305X114	30305X122		FSMYTX	4/25/2018	0.02680	0.00156
FT7068 MUNICIPAL ADVANTAGE CLOSED END AND ETF PORT SER 45	35-2609337	30305X130	30305X106	30305X114	30305X122		FSMYTX	5/25/2018	0.02680	0.00156
FT7068 MUNICIPAL ADVANTAGE CLOSED END AND ETF PORT SER 45	35-2609337	30305X130	30305X106	30305X114	30305X122		FSMYTX	6/25/2018	0.02680	0.00156
FT7068 MUNICIPAL ADVANTAGE CLOSED END AND ETF PORT SER 45	35-2609337	30305X130	30305X106	30305X114	30305X122		FSMYTX	7/25/2018	0.02580	0.00150
FT7068 MUNICIPAL ADVANTAGE CLOSED END AND ETF PORT SER 45	35-2609337	30305X130	30305X106	30305X114	30305X122		FSMYTX	8/25/2018	0.02580	0.00150
FT7068 MUNICIPAL ADVANTAGE CLOSED END AND ETF PORT SER 45	35-2609337	30305X130	30305X106	30305X114	30305X122		FSMYTX	9/25/2018	0.02580	0.00150
FT7068 MUNICIPAL ADVANTAGE CLOSED END AND ETF PORT SER 45	35-2609337	30305X130	30305X106	30305X114	30305X122		FSMYTX	10/25/2018	0.02590	0.00151
FT7068 MUNICIPAL ADVANTAGE CLOSED END AND ETF PORT SER 45	35-2609337	30305X130	30305X106	30305X114	30305X122		FSMYTX	11/25/2018	0.02590	0.00151
FT7068 MUNICIPAL ADVANTAGE CLOSED END AND ETF PORT SER 45	35-2609337	30305X130	30305X106	30305X114	30305X122		FSMYTX	12/25/2018	0.02590	0.00151
FT7069 CORP IVSTMNT GR PT 3 7 Y S2	35-2606632	30305X148	30305X155				FGBAVX	1/25/2018	3.08000	1.30808
FT7069 CORP IVSTMNT GR PT 3 7 Y S2	35-2606632	30305X148	30305X155				FGBAVX	2/25/2018	3.07000	1.30383
FT7069 CORP IVSTMNT GR PT 3 7 Y S2	35-2606632	30305X148	30305X155				FGBAVX	3/25/2018	3.08000	1.30808
FT7069 CORP IVSTMNT GR PT 3 7 Y S2	35-2606632	30305X148	30305X155				FGBAVX	4/25/2018	3.08000	1.30808
FT7069 CORP IVSTMNT GR PT 3 7 Y S2	35-2606632	30305X148	30305X155				FGBAVX	5/25/2018	3.08000	1.30808
FT7069 CORP IVSTMNT GR PT 3 7 Y S2	35-2606632	30305X148	30305X155				FGBAVX	6/25/2018	3.08000	1.30808
FT7069 CORP IVSTMNT GR PT 3 7 Y S2	35-2606632	30305X148	30305X155				FGBAVX	7/25/2018	3.07000	1.30383
FT7069 CORP IVSTMNT GR PT 3 7 Y S2	35-2606632	30305X148	30305X155				FGBAVX	8/25/2018	3.06000	1.29958
FT7069 CORP IVSTMNT GR PT 3 7 Y S2	35-2606632	30305X148	30305X155				FGBAVX	9/25/2018	2.99000	1.26985
FT7069 CORP IVSTMNT GR PT 3 7 Y S2	35-2606632	30305X148	30305X155				FGBAVX	10/25/2018	2.98000	1.26561
FT7069 CORP IVSTMNT GR PT 3 7 Y S2	35-2606632	30305X148	30305X155				FGBAVX	11/25/2018	3.02000	1.28259
FT7069 CORP IVSTMNT GR PT 3 7 Y S2	35-2606632	30305X148	30305X155				FGBAVX	12/25/2018	3.48000	1.47796
FT7063 TACTICAL INCOME OPPORTUNITY PORTFOLIO SERIES 3	35-2609339	30305X171	30305X189	30305X197	30305X163		FDWHSX	2/25/2018	0.04020	0.00650
FT7063 TACTICAL INCOME OPPORTUNITY PORTFOLIO SERIES 3	35-2609339	30305X171	30305X189	30305X197	30305X163		FDWHSX	3/25/2018	0.05280	0.00851
FT7063 TACTICAL INCOME OPPORTUNITY PORTFOLIO SERIES 3	35-2609339	30305X171	30305X189	30305X197	30305X163		FDWHSX	4/25/2018	0.06970	0.01128
FT7063 TACTICAL INCOME OPPORTUNITY PORTFOLIO SERIES 3	35-2609339	30305X171	30305X189	30305X197	30305X163		FDWHSX	4/25/2018	0.07130	0.01154
FT7063 TACTICAL INCOME OPPORTUNITY PORTFOLIO SERIES 3	35-2609339	30305X171	30305X189	30305X197	30305X163		FDWHSX	5/25/2018	0.04540	0.00735
FT7063 TACTICAL INCOME OPPORTUNITY PORTFOLIO SERIES 3	35-2609339	30305X171	30305X189	30305X197	30305X163		FDWHSX	6/25/2018	0.05490	0.00888
FT7063 TACTICAL INCOME OPPORTUNITY PORTFOLIO SERIES 3	35-2609339	30305X171	30305X189	30305X197	30305X163		FDWHSX	7/25/2018	0.05270	0.00853
FT7063 TACTICAL INCOME OPPORTUNITY PORTFOLIO SERIES 3	35-2609339	30305X171	30305X189	30305X197	30305X163		FDWHSX	8/25/2018	0.05360	0.00867
FT7063 TACTICAL INCOME OPPORTUNITY PORTFOLIO SERIES 3	35-2609339	30305X171	30305X189	30305X197	30305X163		FDWHSX	9/25/2018	0.07230	0.01170
FT7063 TACTICAL INCOME OPPORTUNITY PORTFOLIO SERIES 3	35-2609339	30305X171	30305X189	30305X197	30305X163		FDWHSX	10/25/2018	0.05350	0.00866
FT7063 TACTICAL INCOME OPPORTUNITY PORTFOLIO SERIES 3	35-2609339	30305X171	30305X189	30305X197	30305X163		FDWHSX	11/25/2018	0.04430	0.00717
FT7063 TACTICAL INCOME OPPORTUNITY PORTFOLIO SERIES 3	35-2609339	30305X171	30305X189	30305X197	30305X163		FDWHSX	12/25/2018	0.05490	0.00888
FT7070 BOFA MERRILL LYNCH ESG PORTFOLIO SERIES	35-2606637	30305X239	30305X205	30305X221	30305X213		FLWGKX	6/25/2018	0.05850	0.00240
FT7070 BOFA MERRILL LYNCH ESG PORTFOLIO SERIES	35-2606637	30305X239	30305X205	30305X221	30305X213		FLWGKX	12/25/2018	0.09310	0.00382
FT7073 BALANCED INCOME SELECT PORTFOLIO SERIES 73	35-2606640	30305X254	30305X262	30305X247	30305X270		FBELPX	1/25/2018	0.00320	0.00064
FT7073 BALANCED INCOME SELECT PORTFOLIO SERIES 73	35-2606640	30305X254	30305X262	30305X247	30305X270		FBELPX	1/25/2018	0.01650	0.00331
FT7073 BALANCED INCOME SELECT PORTFOLIO SERIES 73	35-2606640	30305X254	30305X262	30305X247	30305X270		FBELPX	2/25/2018	0.03090	0.00620
FT7073 BALANCED INCOME SELECT PORTFOLIO SERIES 73	35-2606640	30305X254	30305X262	30305X247	30305X270		FBELPX	3/25/2018	0.04670	0.00936
FT7073 BALANCED INCOME SELECT PORTFOLIO SERIES 73	35-2606640	30305X254	30305X262	30305X247	30305X270		FBELPX	4/25/2018	0.04150	0.00832
FT7073 BALANCED INCOME SELECT PORTFOLIO SERIES 73	35-2606640	30305X254	30305X262	30305X247	30305X270		FBELPX	5/25/2018	0.03570	0.00716
FT7073 BALANCED INCOME SELECT PORTFOLIO SERIES 73	35-2606640	30305X254	30305X262	30305X247	30305X270		FBELPX	6/25/2018	0.04800	0.00962
FT7073 BALANCED INCOME SELECT PORTFOLIO SERIES 73	35-2606640	30305X254	30305X262	30305X247	30305X270		FBELPX	7/25/2018	0.04410	0.00884
FT7073 BALANCED INCOME SELECT PORTFOLIO SERIES 73	35-2606640	30305X254	30305X262	30305X247	30305X270		FBELPX	8/25/2018	0.03490	0.00700
FT7073 BALANCED INCOME SELECT PORTFOLIO SERIES 73	35-2606640	30305X254	30305X262	30305X247	30305X270		FBELPX	9/25/2018	0.04830	0.00968
FT7073 BALANCED INCOME SELECT PORTFOLIO SERIES 73	35-2606640	30305X254	30305X262	30305X247	30305X270		FBELPX	10/25/2018	0.04630	0.00928
FT7073 BALANCED INCOME SELECT PORTFOLIO SERIES 73	35-2606640	30305X254	30305X262	30305X247	30305X270		FBELPX	11/25/2018	0.03350	0.00672
FT7073 BALANCED INCOME SELECT PORTFOLIO SERIES 73	35-2606640	30305X254	30305X262	30305X247	30305X270		FBELPX	12/25/2018	0.05060	0.01015
FT7053 STRATEGIC INCOME CLOSED END PORTFOLIO SERIES 65	35-2609351	30305X304	30305X288	30305X296	30305X312		FQBDHX	1/25/2018	0.07450	0.01358
FT7053 STRATEGIC INCOME CLOSED END PORTFOLIO SERIES 65	35-2609351	30305X304	30305X288	30305X296	30305X312		FQBDHX	1/25/2018	0.00050	0.00009
FT7053 STRATEGIC INCOME CLOSED END PORTFOLIO SERIES 65	35-2609351	30305X304	30305X288	30305X296	30305X312		FQBDHX	2/25/2018	0.06510	0.01187
FT7053 STRATEGIC INCOME CLOSED END PORTFOLIO SERIES 65	35-2609351	30305X304	30305X288	30305X296	30305X312		FQBDHX	3/25/2018	0.06510	0.01187
FT7053 STRATEGIC INCOME CLOSED END PORTFOLIO SERIES 65	35-2609351	30305X304	30305X288	30305X296	30305X312		FQBDHX	4/25/2018	0.06270	0.01143
FT7053 STRATEGIC INCOME CLOSED END PORTFOLIO SERIES 65	35-2609351	30305X304	30305X288	30305X296	30305X312		FQBDHX	5/25/2018	0.06270	0.01143

Issuer's Name	EIN	CUSIP 1	CUSIP 2	CUSIP 3	CUSIP 4	CUSIP 5	Ticker Symbol	Date of Corporate Action	Distribution Per Unit	Per Unit Reduction of Taxpayer's Basis
FT7053 STRATEGIC INCOME CLOSED END PORTFOLIO SERIES 65	35-2609351	30305X304	30305X288	30305X296	30305X312		FQBDHX	6/25/2018	0.06270	0.01143
FT7053 STRATEGIC INCOME CLOSED END PORTFOLIO SERIES 65	35-2609351	30305X304	30305X288	30305X296	30305X312		FQBDHX	7/25/2018	0.06110	0.01114
FT7053 STRATEGIC INCOME CLOSED END PORTFOLIO SERIES 65	35-2609351	30305X304	30305X288	30305X296	30305X312		FQBDHX	8/25/2018	0.06110	0.01114
FT7053 STRATEGIC INCOME CLOSED END PORTFOLIO SERIES 65	35-2609351	30305X304	30305X288	30305X296	30305X312		FQBDHX	9/25/2018	0.06110	0.01114
FT7053 STRATEGIC INCOME CLOSED END PORTFOLIO SERIES 65	35-2609351	30305X304	30305X288	30305X296	30305X312		FQBDHX	10/25/2018	0.06160	0.01123
FT7053 STRATEGIC INCOME CLOSED END PORTFOLIO SERIES 65	35-2609351	30305X304	30305X288	30305X296	30305X312		FQBDHX	11/25/2018	0.06160	0.01123
FT7053 STRATEGIC INCOME CLOSED END PORTFOLIO SERIES 65	35-2609351	30305X304	30305X288	30305X296	30305X312		FQBDHX	12/25/2018	0.06160	0.01123
FT7071 GROWTH INCOME OPPORTUNITY PORTFOLIO SERIES 4	35-2609348	30305X346	30305X353	30305X320	30305X338		FPLVX	5/25/2018	0.12760	0.00486
FT7071 GROWTH INCOME OPPORTUNITY PORTFOLIO SERIES 4	35-2609348	30305X346	30305X353	30305X320	30305X338		FPLVX	12/25/2018	0.11940	0.00455
FT7129 EUROPEAN TARGET HIGH QUALITY DVD 1Q18 - TERM 4-9-19	35-7195209	30305X379	30305X395	30305X361	30305X387		FNKDTX	4/25/2018	0.02700	0.00150
FT7129 EUROPEAN TARGET HIGH QUALITY DVD 1Q18 - TERM 4-9-19	35-7195209	30305X379	30305X395	30305X361	30305X387		FNKDTX	5/25/2018	0.08140	0.00451
FT7129 EUROPEAN TARGET HIGH QUALITY DVD 1Q18 - TERM 4-9-19	35-7195209	30305X379	30305X395	30305X361	30305X387		FNKDTX	6/25/2018	0.02380	0.00132
FT7129 EUROPEAN TARGET HIGH QUALITY DVD 1Q18 - TERM 4-9-19	35-7195209	30305X379	30305X395	30305X361	30305X387		FNKDTX	7/25/2018	0.02590	0.00143
FT7129 EUROPEAN TARGET HIGH QUALITY DVD 1Q18 - TERM 4-9-19	35-7195209	30305X379	30305X395	30305X361	30305X387		FNKDTX	8/25/2018	0.01940	0.00107
FT7129 EUROPEAN TARGET HIGH QUALITY DVD 1Q18 - TERM 4-9-19	35-7195209	30305X379	30305X395	30305X361	30305X387		FNKDTX	11/25/2018	0.04020	0.00223
FT7129 EUROPEAN TARGET HIGH QUALITY DVD 1Q18 - TERM 4-9-19	35-7195209	30305X379	30305X395	30305X361	30305X387		FNKDTX	12/25/2018	0.02510	0.00139
FT7129 TARGET DVD BLEND 1Q 18 - TERM 4-9-19	35-7195207	30305X437	30305X403	30305X411	30305X429		FVGRGX	3/25/2018	0.04380	0.02348
FT7129 TARGET DVD BLEND 1Q 18 - TERM 4-9-19	35-7195207	30305X437	30305X403	30305X411	30305X429		FVGRGX	4/25/2018	0.04150	0.02225
FT7129 TARGET DVD BLEND 1Q 18 - TERM 4-9-19	35-7195207	30305X437	30305X403	30305X411	30305X429		FVGRGX	5/25/2018	0.05880	0.03152
FT7129 TARGET DVD BLEND 1Q 18 - TERM 4-9-19	35-7195207	30305X437	30305X403	30305X411	30305X429		FVGRGX	6/25/2018	0.01560	0.00836
FT7129 TARGET DVD BLEND 1Q 18 - TERM 4-9-19	35-7195207	30305X437	30305X403	30305X411	30305X429		FVGRGX	7/25/2018	0.04270	0.02289
FT7129 TARGET DVD BLEND 1Q 18 - TERM 4-9-19	35-7195207	30305X437	30305X403	30305X411	30305X429		FVGRGX	8/25/2018	0.03550	0.01903
FT7129 TARGET DVD BLEND 1Q 18 - TERM 4-9-19	35-7195207	30305X437	30305X403	30305X411	30305X429		FVGRGX	9/25/2018	0.20030	0.10738
FT7129 TARGET DVD BLEND 1Q 18 - TERM 4-9-19	35-7195207	30305X437	30305X403	30305X411	30305X429		FVGRGX	10/25/2018	0.24200	0.12974
FT7129 TARGET DVD BLEND 1Q 18 - TERM 4-9-19	35-7195207	30305X437	30305X403	30305X411	30305X429		FVGRGX	11/25/2018	0.05420	0.02906
FT7129 TARGET DVD BLEND 1Q 18 - TERM 4-9-19	35-7195207	30305X437	30305X403	30305X411	30305X429		FVGRGX	12/25/2018	0.02950	0.01581
FT7129 TARGET DVD BLEND 1Q 18 - TERM 4-9-19	35-7195207	30305X437	30305X403	30305X411	30305X429		FVGRGX	11/25/2018	0.01670	0.00895
FT7129 TARGET DVD BLEND 1Q 18 - TERM 4-9-19	35-7195207	30305X437	30305X403	30305X411	30305X429		FVGRGX	12/25/2018	0.03730	0.02000
FT7129 TARGET HIGH QUALITY DVD 1Q18 - TERM 4-9-19	35-7195208	30305X445	30305X452	30305X460	30305X478		FKPMYX	3/25/2018	0.04420	0.02708
FT7129 TARGET HIGH QUALITY DVD 1Q18 - TERM 4-9-19	35-7195208	30305X445	30305X452	30305X460	30305X478		FKPMYX	4/25/2018	0.02510	0.01538
FT7129 TARGET HIGH QUALITY DVD 1Q18 - TERM 4-9-19	35-7195208	30305X445	30305X452	30305X460	30305X478		FKPMYX	5/25/2018	0.01000	0.00613
FT7129 TARGET HIGH QUALITY DVD 1Q18 - TERM 4-9-19	35-7195208	30305X445	30305X452	30305X460	30305X478		FKPMYX	6/25/2018	0.03710	0.02273
FT7129 TARGET HIGH QUALITY DVD 1Q18 - TERM 4-9-19	35-7195208	30305X445	30305X452	30305X460	30305X478		FKPMYX	7/25/2018	0.02070	0.01268
FT7129 TARGET HIGH QUALITY DVD 1Q18 - TERM 4-9-19	35-7195208	30305X445	30305X452	30305X460	30305X478		FKPMYX	8/25/2018	0.48130	0.29484
FT7129 TARGET HIGH QUALITY DVD 1Q18 - TERM 4-9-19	35-7195208	30305X445	30305X452	30305X460	30305X478		FKPMYX	9/25/2018	0.36050	0.22084
FT7129 TARGET HIGH QUALITY DVD 1Q18 - TERM 4-9-19	35-7195208	30305X445	30305X452	30305X460	30305X478		FKPMYX	10/25/2018	0.03690	0.02260
FT7129 TARGET HIGH QUALITY DVD 1Q18 - TERM 4-9-19	35-7195208	30305X445	30305X452	30305X460	30305X478		FKPMYX	11/25/2018	0.01920	0.01176
FT7129 TARGET HIGH QUALITY DVD 1Q18 - TERM 4-9-19	35-7195208	30305X445	30305X452	30305X460	30305X478		FKPMYX	11/25/2018	0.01050	0.00643
FT7129 TARGET HIGH QUALITY DVD 1Q18 - TERM 4-9-19	35-7195208	30305X445	30305X452	30305X460	30305X478		FKPMYX	12/25/2018	0.03720	0.02279
FT7130 S&P DIVIDEND ARISTOCRATS TARGET 25 1Q 18 TERM 4-9-19	35-7195210	30305X627	30305X635	30305X619	30305X601		FIDZVX	3/25/2018	0.03550	0.00239
FT7130 S&P DIVIDEND ARISTOCRATS TARGET 25 1Q 18 TERM 4-9-19	35-7195210	30305X627	30305X635	30305X619	30305X601		FIDZVX	4/25/2018	0.04170	0.00281
FT7130 S&P DIVIDEND ARISTOCRATS TARGET 25 1Q 18 TERM 4-9-19	35-7195210	30305X627	30305X635	30305X619	30305X601		FIDZVX	5/25/2018	0.01040	0.00070
FT7130 S&P DIVIDEND ARISTOCRATS TARGET 25 1Q 18 TERM 4-9-19	35-7195210	30305X627	30305X635	30305X619	30305X601		FIDZVX	6/25/2018	0.03350	0.00225
FT7130 S&P DIVIDEND ARISTOCRATS TARGET 25 1Q 18 TERM 4-9-19	35-7195210	30305X627	30305X635	30305X619	30305X601		FIDZVX	7/25/2018	0.01240	0.00083
FT7130 S&P DIVIDEND ARISTOCRATS TARGET 25 1Q 18 TERM 4-9-19	35-7195210	30305X627	30305X635	30305X619	30305X601		FIDZVX	8/25/2018	0.01210	0.00081
FT7130 S&P DIVIDEND ARISTOCRATS TARGET 25 1Q 18 TERM 4-9-19	35-7195210	30305X627	30305X635	30305X619	30305X601		FIDZVX	9/25/2018	0.03380	0.00227
FT7130 S&P DIVIDEND ARISTOCRATS TARGET 25 1Q 18 TERM 4-9-19	35-7195210	30305X627	30305X635	30305X619	30305X601		FIDZVX	10/25/2018	0.01230	0.00083
FT7130 S&P DIVIDEND ARISTOCRATS TARGET 25 1Q 18 TERM 4-9-19	35-7195210	30305X627	30305X635	30305X619	30305X601		FIDZVX	11/25/2018	0.01220	0.00082
FT7130 S&P DIVIDEND ARISTOCRATS TARGET 25 1Q 18 TERM 4-9-19	35-7195210	30305X627	30305X635	30305X619	30305X601		FIDZVX	12/25/2018	0.03210	0.00216
FT7130 TARGET DIVSD DVD 1Q 18 - TERM 4-9-19	35-7195226	30305X700	30305X684	30305X692	30305X718		FTYPMX	3/25/2018	0.04560	0.03209
FT7130 TARGET DIVSD DVD 1Q 18 - TERM 4-9-19	35-7195226	30305X700	30305X684	30305X692	30305X718		FTYPMX	4/25/2018	0.03370	0.02372
FT7130 TARGET DIVSD DVD 1Q 18 - TERM 4-9-19	35-7195226	30305X700	30305X684	30305X692	30305X718		FTYPMX	5/25/2018	0.01500	0.01056
FT7130 TARGET DIVSD DVD 1Q 18 - TERM 4-9-19	35-7195226	30305X700	30305X684	30305X692	30305X718		FTYPMX	6/25/2018	0.03630	0.02555
FT7130 TARGET DIVSD DVD 1Q 18 - TERM 4-9-19	35-7195226	30305X700	30305X684	30305X692	30305X718		FTYPMX	7/25/2018	0.03320	0.02337
FT7130 TARGET DIVSD DVD 1Q 18 - TERM 4-9-19	35-7195226	30305X700	30305X684	30305X692	30305X718		FTYPMX	8/25/2018	0.01770	0.01246
FT7130 TARGET DIVSD DVD 1Q 18 - TERM 4-9-19	35-7195226	30305X700	30305X684	30305X692	30305X718		FTYPMX	9/25/2018	0.03590	0.02527
FT7130 TARGET DIVSD DVD 1Q 18 - TERM 4-9-19	35-7195226	30305X700	30305X684	30305X692	30305X718		FTYPMX	10/25/2018	0.03200	0.02252
FT7130 TARGET DIVSD DVD 1Q 18 - TERM 4-9-19	35-7195226	30305X700	30305X684	30305X692	30305X718		FTYPMX	11/25/2018	0.45640	0.32121
FT7130 TARGET DIVSD DVD 1Q 18 - TERM 4-9-19	35-7195226	30305X700	30305X684	30305X692	30305X718		FTYPMX	11/25/2018	0.01690	0.01189
FT7130 TARGET DIVSD DVD 1Q 18 - TERM 4-9-19	35-7195226	30305X700	30305X684	30305X692	30305X718		FTYPMX	12/25/2018	0.03590	0.02527
FT7130 TARGET DIVSD DVD 1Q 18 - TERM 4-9-19	35-7195226	30305X700	30305X684	30305X692	30305X718		FTYPMX	12/25/2018	0.35200	0.24774

Issuer's Name	EIN	CUSIP 1	CUSIP 2	CUSIP 3	CUSIP 4	CUSIP 5	Ticker Symbol	Date of Corporate Action	Distribution Per Unit	Per Unit Reduction of Taxpayer's Basis
FT7130 TARGET DBL PLAY 1Q 18 TERM 4919	35-7195188	30305X742	30305X726	30305X734	30305X759		FGSITX	3/25/2018	0.02770	0.00623
FT7130 TARGET DBL PLAY 1Q 18 TERM 4919	35-7195188	30305X742	30305X726	30305X734	30305X759		FGSITX	4/25/2018	0.01030	0.00232
FT7130 TARGET DBL PLAY 1Q 18 TERM 4919	35-7195188	30305X742	30305X726	30305X734	30305X759		FGSITX	5/25/2018	0.02050	0.00461
FT7130 TARGET DBL PLAY 1Q 18 TERM 4919	35-7195188	30305X742	30305X726	30305X734	30305X759		FGSITX	6/25/2018	0.01980	0.00445
FT7130 TARGET DBL PLAY 1Q 18 TERM 4919	35-7195188	30305X742	30305X726	30305X734	30305X759		FGSITX	8/25/2018	0.02480	0.00558
FT7130 TARGET DBL PLAY 1Q 18 TERM 4919	35-7195188	30305X742	30305X726	30305X734	30305X759		FGSITX	9/25/2018	0.01950	0.00439
FT7130 TARGET DBL PLAY 1Q 18 TERM 4919	35-7195188	30305X742	30305X726	30305X734	30305X759		FGSITX	11/25/2018	0.03090	0.00695
FT7130 TARGET DBL PLAY 1Q 18 TERM 4919	35-7195188	30305X742	30305X726	30305X734	30305X759		FGSITX	12/25/2018	0.02010	0.00452
FT7130 TARGET GLOBAL DVD LEADERS 1Q 18 TERM 4919	35-7195190	30305X775	30305X767	30305X791	30305X783		FTYHMX	2/25/2018	0.01710	0.00379
FT7130 TARGET GLOBAL DVD LEADERS 1Q 18 TERM 4919	35-7195190	30305X775	30305X767	30305X791	30305X783		FTYHMX	3/25/2018	0.03350	0.00743
FT7130 TARGET GLOBAL DVD LEADERS 1Q 18 TERM 4919	35-7195190	30305X775	30305X767	30305X791	30305X783		FTYHMX	4/25/2018	0.05820	0.01290
FT7130 TARGET GLOBAL DVD LEADERS 1Q 18 TERM 4919	35-7195190	30305X775	30305X767	30305X791	30305X783		FTYHMX	4/25/2018	0.11780	0.02612
FT7130 TARGET GLOBAL DVD LEADERS 1Q 18 TERM 4919	35-7195190	30305X775	30305X767	30305X791	30305X783		FTYHMX	5/25/2018	0.02140	0.00474
FT7130 TARGET GLOBAL DVD LEADERS 1Q 18 TERM 4919	35-7195190	30305X775	30305X767	30305X791	30305X783		FTYHMX	6/25/2018	0.04880	0.01082
FT7130 TARGET GLOBAL DVD LEADERS 1Q 18 TERM 4919	35-7195190	30305X775	30305X767	30305X791	30305X783		FTYHMX	7/25/2018	0.05050	0.01120
FT7130 TARGET GLOBAL DVD LEADERS 1Q 18 TERM 4919	35-7195190	30305X775	30305X767	30305X791	30305X783		FTYHMX	8/25/2018	0.03810	0.00845
FT7130 TARGET GLOBAL DVD LEADERS 1Q 18 TERM 4919	35-7195190	30305X775	30305X767	30305X791	30305X783		FTYHMX	9/25/2018	0.07170	0.01590
FT7130 TARGET GLOBAL DVD LEADERS 1Q 18 TERM 4919	35-7195190	30305X775	30305X767	30305X791	30305X783		FTYHMX	10/25/2018	0.04030	0.00893
FT7130 TARGET GLOBAL DVD LEADERS 1Q 18 TERM 4919	35-7195190	30305X775	30305X767	30305X791	30305X783		FTYHMX	11/25/2018	0.02290	0.00508
FT7130 TARGET GLOBAL DVD LEADERS 1Q 18 TERM 4919	35-7195190	30305X775	30305X767	30305X791	30305X783		FTYHMX	12/25/2018	0.03780	0.00838
FT7067 STRATEGIC INC ADVANTAGE SELECT CLOSED END PORT SER 70	35-2606635	30305X874	30305X841	30305X866	30305X858		FOUHMV	1/25/2018	0.06380	0.02750
FT7067 STRATEGIC INC ADVANTAGE SELECT CLOSED END PORT SER 70	35-2606635	30305X874	30305X841	30305X866	30305X858		FOUHMV	1/25/2018	0.04530	0.01952
FT7067 STRATEGIC INC ADVANTAGE SELECT CLOSED END PORT SER 70	35-2606635	30305X874	30305X841	30305X866	30305X858		FOUHMV	2/25/2018	0.00490	0.00211
FT7067 STRATEGIC INC ADVANTAGE SELECT CLOSED END PORT SER 70	35-2606635	30305X874	30305X841	30305X866	30305X858		FOUHMV	2/25/2018	0.06380	0.02750
FT7067 STRATEGIC INC ADVANTAGE SELECT CLOSED END PORT SER 70	35-2606635	30305X874	30305X841	30305X866	30305X858		FOUHMV	3/25/2018	0.06380	0.02750
FT7067 STRATEGIC INC ADVANTAGE SELECT CLOSED END PORT SER 70	35-2606635	30305X874	30305X841	30305X866	30305X858		FOUHMV	4/25/2018	0.06110	0.02633
FT7067 STRATEGIC INC ADVANTAGE SELECT CLOSED END PORT SER 70	35-2606635	30305X874	30305X841	30305X866	30305X858		FOUHMV	5/25/2018	0.06110	0.02633
FT7067 STRATEGIC INC ADVANTAGE SELECT CLOSED END PORT SER 70	35-2606635	30305X874	30305X841	30305X866	30305X858		FOUHMV	6/25/2018	0.06110	0.02633
FT7067 STRATEGIC INC ADVANTAGE SELECT CLOSED END PORT SER 70	35-2606635	30305X874	30305X841	30305X866	30305X858		FOUHMV	7/25/2018	0.05910	0.02547
FT7067 STRATEGIC INC ADVANTAGE SELECT CLOSED END PORT SER 70	35-2606635	30305X874	30305X841	30305X866	30305X858		FOUHMV	8/25/2018	0.05910	0.02547
FT7067 STRATEGIC INC ADVANTAGE SELECT CLOSED END PORT SER 70	35-2606635	30305X874	30305X841	30305X866	30305X858		FOUHMV	9/25/2018	0.05910	0.02547
FT7067 STRATEGIC INC ADVANTAGE SELECT CLOSED END PORT SER 70	35-2606635	30305X874	30305X841	30305X866	30305X858		FOUHMV	10/25/2018	0.05820	0.02508
FT7067 STRATEGIC INC ADVANTAGE SELECT CLOSED END PORT SER 70	35-2606635	30305X874	30305X841	30305X866	30305X858		FOUHMV	11/25/2018	0.05820	0.02508
FT7067 STRATEGIC INC ADVANTAGE SELECT CLOSED END PORT SER 70	35-2606635	30305X874	30305X841	30305X866	30305X858		FOUHMV	12/25/2018	0.05420	0.02336
FT7067 STRATEGIC INC ADVANTAGE SELECT CLOSED END PORT SER 70	35-2606635	30305X874	30305X841	30305X866	30305X858		FOUHMV	12/25/2018	0.05820	0.02508
FT7130 S&P TARGET SMID 60 1Q 18 - TERM 4-9-19	35-7195227	30305Y138	30305Y112	30305Y120	30305Y104		FPRNWX	6/25/2018	0.04610	0.03856
FT7130 S&P TARGET SMID 60 1Q 18 - TERM 4-9-19	35-7195227	30305Y138	30305Y112	30305Y120	30305Y104		FPRNWX	11/25/2018	0.31160	0.26062
FT7130 S&P TARGET SMID 60 1Q 18 - TERM 4-9-19	35-7195227	30305Y138	30305Y112	30305Y120	30305Y104		FPRNWX	12/25/2018	0.06650	0.05562
FT7130 S&P TARGET SMID 60 1Q 18 - TERM 4-9-19	35-7195227	30305Y138	30305Y112	30305Y120	30305Y104		FPRNWX	12/25/2018	0.30540	0.25544
FT7130 TARGET FOCUS 4 1Q 18 TERM 4919	35-7195189	30305Y179	30305Y146	30305Y153	30305Y161		FJNDHX	6/25/2018	0.07030	0.04165
FT7130 TARGET FOCUS 4 1Q 18 TERM 4919	35-7195189	30305Y179	30305Y146	30305Y153	30305Y161		FJNDHX	11/25/2018	0.09460	0.05604
FT7130 TARGET FOCUS 4 1Q 18 TERM 4919	35-7195189	30305Y179	30305Y146	30305Y153	30305Y161		FJNDHX	12/25/2018	0.09250	0.05480
FT7130 TARGET FOCUS 4 1Q 18 TERM 4919	35-7195189	30305Y179	30305Y146	30305Y153	30305Y161		FJNDHX	12/25/2018	0.08970	0.05314
FT7130 TARGET GROWTH 1Q18 TERM 4919	35-7195196	30305Y203	30305Y211	30305Y195	30305Y229		FWDTRX	5/25/2018	0.39720	0.36387
FT7130 TARGET GROWTH 1Q18 TERM 4919	35-7195196	30305Y203	30305Y211	30305Y195	30305Y229		FWDTRX	6/25/2018	0.01990	0.01823
FT7130 TARGET GROWTH 1Q18 TERM 4919	35-7195196	30305Y203	30305Y211	30305Y195	30305Y229		FWDTRX	12/25/2018	0.03460	0.03170
FT7130 TARGET TRIAD 1Q18 TERM 4919	35-7195198	30305Y260	30305Y252	30305Y237	30305Y245		FGMULX	5/25/2018	0.23770	0.18619
FT7130 TARGET TRIAD 1Q18 TERM 4919	35-7195198	30305Y260	30305Y252	30305Y237	30305Y245		FGMULX	6/25/2018	0.08000	0.04700
FT7130 TARGET TRIAD 1Q18 TERM 4919	35-7195198	30305Y260	30305Y252	30305Y237	30305Y245		FGMULX	11/25/2018	0.13640	0.10684
FT7130 TARGET TRIAD 1Q18 TERM 4919	35-7195198	30305Y260	30305Y252	30305Y237	30305Y245		FGMULX	12/25/2018	0.10630	0.08326
FT7130 TARGET TRIAD 1Q18 TERM 4919	35-7195198	30305Y260	30305Y252	30305Y237	30305Y245		FGMULX	12/25/2018	0.08470	0.06635
FT7130 TARGET VIP 1Q 18 TERM 4919	35-7195191	30305Y286	30305Y278	30305Y302	30305Y294		FKRTLX	6/25/2018	0.07540	0.01427
FT7130 TARGET VIP 1Q 18 TERM 4919	35-7195191	30305Y286	30305Y278	30305Y302	30305Y294		FKRTLX	12/25/2018	0.01320	0.00250
FT7130 TARGET VIP 1Q 18 TERM 4919	35-7195191	30305Y286	30305Y278	30305Y302	30305Y294		FKRTLX	12/25/2018	0.07510	0.01422
FT7125 INCOME ALLOCATION CLOSED END 1Q 18	35-7195192	30305Y310	30305Y336	30305Y344	30305Y328		FNQRDX	2/25/2018	0.06960	0.02607
FT7125 INCOME ALLOCATION CLOSED END 1Q 18	35-7195192	30305Y310	30305Y336	30305Y344	30305Y328		FNQRDX	3/25/2018	0.06500	0.02434
FT7125 INCOME ALLOCATION CLOSED END 1Q 18	35-7195192	30305Y310	30305Y336	30305Y344	30305Y328		FNQRDX	4/25/2018	0.06500	0.02434
FT7125 INCOME ALLOCATION CLOSED END 1Q 18	35-7195192	30305Y310	30305Y336	30305Y344	30305Y328		FNQRDX	5/25/2018	0.06500	0.02434

Issuer's Name	EIN	CUSIP 1	CUSIP 2	CUSIP 3	CUSIP 4	CUSIP 5	Ticker Symbol	Date of Corporate Action	Distribution Per Unit	Per Unit Reduction of Taxpayer's Basis
FT7125 INCOME ALLOCATION CLOSED END 1Q 18	35-7195192	30305Y310	30305Y336	30305Y344	30305Y328		FNQRDX	6/25/2018	0.06500	0.02434
FT7125 INCOME ALLOCATION CLOSED END 1Q 18	35-7195192	30305Y310	30305Y336	30305Y344	30305Y328		FNQRDX	7/25/2018	0.06240	0.02337
FT7125 INCOME ALLOCATION CLOSED END 1Q 18	35-7195192	30305Y310	30305Y336	30305Y344	30305Y328		FNQRDX	8/25/2018	0.06240	0.02337
FT7125 INCOME ALLOCATION CLOSED END 1Q 18	35-7195192	30305Y310	30305Y336	30305Y344	30305Y328		FNQRDX	9/25/2018	0.06240	0.02337
FT7125 INCOME ALLOCATION CLOSED END 1Q 18	35-7195192	30305Y310	30305Y336	30305Y344	30305Y328		FNQRDX	10/25/2018	0.06210	0.02326
FT7125 INCOME ALLOCATION CLOSED END 1Q 18	35-7195192	30305Y310	30305Y336	30305Y344	30305Y328		FNQRDX	11/25/2018	0.06210	0.02326
FT7125 INCOME ALLOCATION CLOSED END 1Q 18	35-7195192	30305Y310	30305Y336	30305Y344	30305Y328		FNQRDX	12/25/2018	0.01210	0.00453
FT7125 INCOME ALLOCATION CLOSED END 1Q 18	35-7195192	30305Y310	30305Y336	30305Y344	30305Y328		FNQRDX	12/25/2018	0.06210	0.02326
FT7127 DIVERSIFIED EQUITY STRATEGIC ALL PORT 1Q 18 41519	35-7195193	30305Y419	30305Y427	30305Y393	30305Y401		FLNIAX	6/25/2018	0.05920	0.01185
FT7127 DIVERSIFIED EQUITY STRATEGIC ALL PORT 1Q 18 41519	35-7195193	30305Y419	30305Y427	30305Y393	30305Y401		FLNIAX	12/25/2018	0.03220	0.00645
FT7127 DIVERSIFIED EQUITY STRATEGIC ALL PORT 1Q 18 41519	35-7195193	30305Y419	30305Y427	30305Y393	30305Y401		FLNIAX	12/25/2018	0.08580	0.01718
FT7128 TARGET DIVSD GLOBAL ALLOCATION 1Q 18 TERM 4919	35-7195194	30305Y450	30305Y443	30305Y435	30305Y468		FEBTHX	2/25/2018	0.01030	0.00272
FT7128 TARGET DIVSD GLOBAL ALLOCATION 1Q 18 TERM 4919	35-7195194	30305Y450	30305Y443	30305Y435	30305Y468		FEBTHX	3/25/2018	0.02140	0.00564
FT7128 TARGET DIVSD GLOBAL ALLOCATION 1Q 18 TERM 4919	35-7195194	30305Y450	30305Y443	30305Y435	30305Y468		FEBTHX	4/25/2018	0.03070	0.00809
FT7128 TARGET DIVSD GLOBAL ALLOCATION 1Q 18 TERM 4919	35-7195194	30305Y450	30305Y443	30305Y435	30305Y468		FEBTHX	4/25/2018	0.04420	0.01165
FT7128 TARGET DIVSD GLOBAL ALLOCATION 1Q 18 TERM 4919	35-7195194	30305Y450	30305Y443	30305Y435	30305Y468		FEBTHX	5/25/2018	0.01440	0.00380
FT7128 TARGET DIVSD GLOBAL ALLOCATION 1Q 18 TERM 4919	35-7195194	30305Y450	30305Y443	30305Y435	30305Y468		FEBTHX	6/25/2018	0.03060	0.00807
FT7128 TARGET DIVSD GLOBAL ALLOCATION 1Q 18 TERM 4919	35-7195194	30305Y450	30305Y443	30305Y435	30305Y468		FEBTHX	7/25/2018	0.03000	0.00791
FT7128 TARGET DIVSD GLOBAL ALLOCATION 1Q 18 TERM 4919	35-7195194	30305Y450	30305Y443	30305Y435	30305Y468		FEBTHX	8/25/2018	0.02170	0.00572
FT7128 TARGET DIVSD GLOBAL ALLOCATION 1Q 18 TERM 4919	35-7195194	30305Y450	30305Y443	30305Y435	30305Y468		FEBTHX	9/25/2018	0.03820	0.01007
FT7128 TARGET DIVSD GLOBAL ALLOCATION 1Q 18 TERM 4919	35-7195194	30305Y450	30305Y443	30305Y435	30305Y468		FEBTHX	10/25/2018	0.02450	0.00646
FT7128 TARGET DIVSD GLOBAL ALLOCATION 1Q 18 TERM 4919	35-7195194	30305Y450	30305Y443	30305Y435	30305Y468		FEBTHX	11/25/2018	0.01400	0.00369
FT7128 TARGET DIVSD GLOBAL ALLOCATION 1Q 18 TERM 4919	35-7195194	30305Y450	30305Y443	30305Y435	30305Y468		FEBTHX	11/25/2018	0.00550	0.00145
FT7128 TARGET DIVSD GLOBAL ALLOCATION 1Q 18 TERM 4919	35-7195194	30305Y450	30305Y443	30305Y435	30305Y468		FEBTHX	12/25/2018	0.01410	0.00372
FT7128 TARGET DIVSD GLOBAL ALLOCATION 1Q 18 TERM 4919	35-7195194	30305Y450	30305Y443	30305Y435	30305Y468		FEBTHX	12/25/2018	0.02760	0.00728
FT7074 GLOBAL BOND INCOME CLOSED END PORTFOLIO SERIES 27	35-2606639	30305Y484	30305Y500	30305Y492	30305Y476		FYTDBX	1/25/2018	0.06210	0.02420
FT7074 GLOBAL BOND INCOME CLOSED END PORTFOLIO SERIES 27	35-2606639	30305Y484	30305Y500	30305Y492	30305Y476		FYTDBX	2/25/2018	0.06210	0.02420
FT7074 GLOBAL BOND INCOME CLOSED END PORTFOLIO SERIES 27	35-2606639	30305Y484	30305Y500	30305Y492	30305Y476		FYTDBX	3/25/2018	0.06210	0.02420
FT7074 GLOBAL BOND INCOME CLOSED END PORTFOLIO SERIES 27	35-2606639	30305Y484	30305Y500	30305Y492	30305Y476		FYTDBX	4/25/2018	0.06250	0.02436
FT7074 GLOBAL BOND INCOME CLOSED END PORTFOLIO SERIES 27	35-2606639	30305Y484	30305Y500	30305Y492	30305Y476		FYTDBX	5/25/2018	0.06250	0.02436
FT7074 GLOBAL BOND INCOME CLOSED END PORTFOLIO SERIES 27	35-2606639	30305Y484	30305Y500	30305Y492	30305Y476		FYTDBX	6/25/2018	0.06250	0.02436
FT7074 GLOBAL BOND INCOME CLOSED END PORTFOLIO SERIES 27	35-2606639	30305Y484	30305Y500	30305Y492	30305Y476		FYTDBX	7/25/2018	0.05970	0.02327
FT7074 GLOBAL BOND INCOME CLOSED END PORTFOLIO SERIES 27	35-2606639	30305Y484	30305Y500	30305Y492	30305Y476		FYTDBX	8/25/2018	0.05970	0.02327
FT7074 GLOBAL BOND INCOME CLOSED END PORTFOLIO SERIES 27	35-2606639	30305Y484	30305Y500	30305Y492	30305Y476		FYTDBX	9/25/2018	0.05970	0.02327
FT7074 GLOBAL BOND INCOME CLOSED END PORTFOLIO SERIES 27	35-2606639	30305Y484	30305Y500	30305Y492	30305Y476		FYTDBX	10/25/2018	0.05890	0.02295
FT7074 GLOBAL BOND INCOME CLOSED END PORTFOLIO SERIES 27	35-2606639	30305Y484	30305Y500	30305Y492	30305Y476		FYTDBX	11/25/2018	0.05890	0.02295
FT7074 GLOBAL BOND INCOME CLOSED END PORTFOLIO SERIES 27	35-2606639	30305Y484	30305Y500	30305Y492	30305Y476		FYTDBX	12/25/2018	0.05890	0.02295
FT7083 DIVIDEND GROWTH PORTFOLIO SERIES 20	35-2609397	30305Y567	30305Y542	30305Y575	30305Y559		FKWSRX	2/25/2018	0.01430	0.00001
FT7083 DIVIDEND GROWTH PORTFOLIO SERIES 20	35-2609397	30305Y567	30305Y542	30305Y575	30305Y559		FKWSRX	3/25/2018	0.03530	0.00003
FT7083 DIVIDEND GROWTH PORTFOLIO SERIES 20	35-2609397	30305Y567	30305Y542	30305Y575	30305Y559		FKWSRX	4/25/2018	0.02650	0.00002
FT7083 DIVIDEND GROWTH PORTFOLIO SERIES 20	35-2609397	30305Y567	30305Y542	30305Y575	30305Y559		FKWSRX	5/25/2018	0.01360	0.00001
FT7083 DIVIDEND GROWTH PORTFOLIO SERIES 20	35-2609397	30305Y567	30305Y542	30305Y575	30305Y559		FKWSRX	6/25/2018	0.03540	0.00003
FT7083 DIVIDEND GROWTH PORTFOLIO SERIES 20	35-2609397	30305Y567	30305Y542	30305Y575	30305Y559		FKWSRX	7/25/2018	0.02390	0.00002
FT7083 DIVIDEND GROWTH PORTFOLIO SERIES 20	35-2609397	30305Y567	30305Y542	30305Y575	30305Y559		FKWSRX	8/25/2018	0.01320	0.00001
FT7083 DIVIDEND GROWTH PORTFOLIO SERIES 20	35-2609397	30305Y567	30305Y542	30305Y575	30305Y559		FKWSRX	9/25/2018	0.03570	0.00003
FT7083 DIVIDEND GROWTH PORTFOLIO SERIES 20	35-2609397	30305Y567	30305Y542	30305Y575	30305Y559		FKWSRX	10/25/2018	0.02500	0.00002
FT7083 DIVIDEND GROWTH PORTFOLIO SERIES 20	35-2609397	30305Y567	30305Y542	30305Y575	30305Y559		FKWSRX	11/25/2018	0.01400	0.00001
FT7083 DIVIDEND GROWTH PORTFOLIO SERIES 20	35-2609397	30305Y567	30305Y542	30305Y575	30305Y559		FKWSRX	12/25/2018	0.03580	0.00003
FT7080 SENIOR LOAN & LIMITED DUR OPP CLOSED-END PORT SER 51	35-2609338	30305Y617	30305Y591	30305Y583	30305Y609		FQMRLX	1/25/2018	0.06160	0.00851
FT7080 SENIOR LOAN & LIMITED DUR OPP CLOSED-END PORT SER 51	35-2609338	30305Y617	30305Y591	30305Y583	30305Y609		FQMRLX	2/25/2018	0.06160	0.00851
FT7080 SENIOR LOAN & LIMITED DUR OPP CLOSED-END PORT SER 51	35-2609338	30305Y617	30305Y591	30305Y583	30305Y609		FQMRLX	3/25/2018	0.06160	0.00851
FT7080 SENIOR LOAN & LIMITED DUR OPP CLOSED-END PORT SER 51	35-2609338	30305Y617	30305Y591	30305Y583	30305Y609		FQMRLX	4/25/2018	0.06000	0.00829
FT7080 SENIOR LOAN & LIMITED DUR OPP CLOSED-END PORT SER 51	35-2609338	30305Y617	30305Y591	30305Y583	30305Y609		FQMRLX	5/25/2018	0.06000	0.00829
FT7080 SENIOR LOAN & LIMITED DUR OPP CLOSED-END PORT SER 51	35-2609338	30305Y617	30305Y591	30305Y583	30305Y609		FQMRLX	6/25/2018	0.06000	0.00829
FT7080 SENIOR LOAN & LIMITED DUR OPP CLOSED-END PORT SER 51	35-2609338	30305Y617	30305Y591	30305Y583	30305Y609		FQMRLX	7/25/2018	0.05860	0.00810
FT7080 SENIOR LOAN & LIMITED DUR OPP CLOSED-END PORT SER 51	35-2609338	30305Y617	30305Y591	30305Y583	30305Y609		FQMRLX	8/25/2018	0.05860	0.00810
FT7080 SENIOR LOAN & LIMITED DUR OPP CLOSED-END PORT SER 51	35-2609338	30305Y617	30305Y591	30305Y583	30305Y609		FQMRLX	9/25/2018	0.05860	0.00810
FT7080 SENIOR LOAN & LIMITED DUR OPP CLOSED-END PORT SER 51	35-2609338	30305Y617	30305Y591	30305Y583	30305Y609		FQMRLX	10/25/2018	0.05890	0.00814
FT7080 SENIOR LOAN & LIMITED DUR OPP CLOSED-END PORT SER 51	35-2609338	30305Y617	30305Y591	30305Y583	30305Y609		FQMRLX	11/25/2018	0.05890	0.00814
FT7080 SENIOR LOAN & LIMITED DUR OPP CLOSED-END PORT SER 51	35-2609338	30305Y617	30305Y591	30305Y583	30305Y609		FQMRLX	12/25/2018	0.05890	0.00814
FT7054 DIVERSIFIED HIGH INCOME CLOSED END PORTFOLIO SERIES 30	35-2609385	30305Y690	30305Y682	30305Y666	30305Y674		FQBCNX	1/25/2018	0.06920	0.02497

Issuer's Name	EIN	CUSIP 1	CUSIP 2	CUSIP 3	CUSIP 4	CUSIP 5	Ticker Symbol	Date of Corporate Action	Distribution Per Unit	Per Unit Reduction of Taxpayer's Basis
FT7054 DIVERSIFIED HIGH INCOME CLOSED END PORTFOLIO SERIES 30	35-2609385	30305Y690	30305Y682	30305Y666	30305Y674		FQBCNX	2/25/2018	0.07520	0.02713
FT7054 DIVERSIFIED HIGH INCOME CLOSED END PORTFOLIO SERIES 30	35-2609385	30305Y690	30305Y682	30305Y666	30305Y674		FQBCNX	2/25/2018	0.00940	0.00339
FT7054 DIVERSIFIED HIGH INCOME CLOSED END PORTFOLIO SERIES 30	35-2609385	30305Y690	30305Y682	30305Y666	30305Y674		FQBCNX	3/25/2018	0.00640	0.00231
FT7054 DIVERSIFIED HIGH INCOME CLOSED END PORTFOLIO SERIES 30	35-2609385	30305Y690	30305Y682	30305Y666	30305Y674		FQBCNX	3/25/2018	0.07520	0.02713
FT7054 DIVERSIFIED HIGH INCOME CLOSED END PORTFOLIO SERIES 30	35-2609385	30305Y690	30305Y682	30305Y666	30305Y674		FQBCNX	4/25/2018	0.07290	0.02630
FT7054 DIVERSIFIED HIGH INCOME CLOSED END PORTFOLIO SERIES 30	35-2609385	30305Y690	30305Y682	30305Y666	30305Y674		FQBCNX	5/25/2018	0.07290	0.02630
FT7054 DIVERSIFIED HIGH INCOME CLOSED END PORTFOLIO SERIES 30	35-2609385	30305Y690	30305Y682	30305Y666	30305Y674		FQBCNX	6/25/2018	0.07290	0.02630
FT7054 DIVERSIFIED HIGH INCOME CLOSED END PORTFOLIO SERIES 30	35-2609385	30305Y690	30305Y682	30305Y666	30305Y674		FQBCNX	7/25/2018	0.07050	0.02544
FT7054 DIVERSIFIED HIGH INCOME CLOSED END PORTFOLIO SERIES 30	35-2609385	30305Y690	30305Y682	30305Y666	30305Y674		FQBCNX	8/25/2018	0.07050	0.02544
FT7054 DIVERSIFIED HIGH INCOME CLOSED END PORTFOLIO SERIES 30	35-2609385	30305Y690	30305Y682	30305Y666	30305Y674		FQBCNX	9/25/2018	0.07050	0.02544
FT7054 DIVERSIFIED HIGH INCOME CLOSED END PORTFOLIO SERIES 30	35-2609385	30305Y690	30305Y682	30305Y666	30305Y674		FQBCNX	10/25/2018	0.06940	0.02504
FT7054 DIVERSIFIED HIGH INCOME CLOSED END PORTFOLIO SERIES 30	35-2609385	30305Y690	30305Y682	30305Y666	30305Y674		FQBCNX	10/25/2018	0.00140	0.00051
FT7054 DIVERSIFIED HIGH INCOME CLOSED END PORTFOLIO SERIES 30	35-2609385	30305Y690	30305Y682	30305Y666	30305Y674		FQBCNX	11/25/2018	0.06940	0.02504
FT7054 DIVERSIFIED HIGH INCOME CLOSED END PORTFOLIO SERIES 30	35-2609385	30305Y690	30305Y682	30305Y666	30305Y674		FQBCNX	12/25/2018	0.06940	0.02504
FT7045 US INFRASTRUCTURE PORTFOLIO SERIES 13	35-2609384	30305Y732	30305Y708	30305Y724	30305Y716		FLJNWX	6/25/2018	0.03200	0.00230
FT7045 US INFRASTRUCTURE PORTFOLIO SERIES 13	35-2609384	30305Y732	30305Y708	30305Y724	30305Y716		FLJNWX	12/25/2018	0.05240	0.00377
FT7081 COVERED CALL SELECT CLOSED-END PORTFOLIO SERIES 65	35-2618950	30305Y773	30305Y765	30305Y740	30305Y757		FILUEX	5/25/2018	0.07010	0.03208
FT7081 COVERED CALL SELECT CLOSED-END PORTFOLIO SERIES 65	35-2618950	30305Y773	30305Y765	30305Y740	30305Y757		FILUEX	6/25/2018	0.05930	0.02714
FT7081 COVERED CALL SELECT CLOSED-END PORTFOLIO SERIES 65	35-2618950	30305Y773	30305Y765	30305Y740	30305Y757		FILUEX	6/25/2018	0.01570	0.00719
FT7081 COVERED CALL SELECT CLOSED-END PORTFOLIO SERIES 65	35-2618950	30305Y773	30305Y765	30305Y740	30305Y757		FILUEX	7/25/2018	0.05800	0.02655
FT7081 COVERED CALL SELECT CLOSED-END PORTFOLIO SERIES 65	35-2618950	30305Y773	30305Y765	30305Y740	30305Y757		FILUEX	8/25/2018	0.05800	0.02655
FT7081 COVERED CALL SELECT CLOSED-END PORTFOLIO SERIES 65	35-2618950	30305Y773	30305Y765	30305Y740	30305Y757		FILUEX	9/25/2018	0.01620	0.00741
FT7081 COVERED CALL SELECT CLOSED-END PORTFOLIO SERIES 65	35-2618950	30305Y773	30305Y765	30305Y740	30305Y757		FILUEX	9/25/2018	0.05800	0.02655
FT7081 COVERED CALL SELECT CLOSED-END PORTFOLIO SERIES 65	35-2618950	30305Y773	30305Y765	30305Y740	30305Y757		FILUEX	10/25/2018	0.05630	0.02577
FT7081 COVERED CALL SELECT CLOSED-END PORTFOLIO SERIES 65	35-2618950	30305Y773	30305Y765	30305Y740	30305Y757		FILUEX	11/25/2018	0.05630	0.02577
FT7081 COVERED CALL SELECT CLOSED-END PORTFOLIO SERIES 65	35-2618950	30305Y773	30305Y765	30305Y740	30305Y757		FILUEX	12/25/2018	0.05630	0.02577
FT7081 COVERED CALL SELECT CLOSED-END PORTFOLIO SERIES 65	35-2618950	30305Y773	30305Y765	30305Y740	30305Y757		FILUEX	12/25/2018	0.01600	0.00732
FT7079 CAPITAL STRENGTH BUY WRITE PORTFOLIO SERIES 36	35-2609352	30305Y823	30305Y831				FAHCEX	4/25/2018	0.11530	0.07287
FT7079 CAPITAL STRENGTH BUY WRITE PORTFOLIO SERIES 36	35-2609352	30305Y823	30305Y831				FAHCEX	6/25/2018	0.05180	0.03274
FT7079 CAPITAL STRENGTH BUY WRITE PORTFOLIO SERIES 36	35-2609352	30305Y823	30305Y831				FAHCEX	7/25/2018	0.11540	0.07293
FT7079 CAPITAL STRENGTH BUY WRITE PORTFOLIO SERIES 36	35-2609352	30305Y823	30305Y831				FAHCEX	10/25/2018	0.11560	0.07306
FT7079 CAPITAL STRENGTH BUY WRITE PORTFOLIO SERIES 36	35-2609352	30305Y823	30305Y831				FAHCEX	12/25/2018	0.07370	0.04658
FT7046 DIVIDEND EDGE PORTFOLIO SERIES 9	35-2609393	30305Y849	30305Y872	30305Y864	30305Y856		FSRNHX	2/25/2018	0.02050	0.00279
FT7046 DIVIDEND EDGE PORTFOLIO SERIES 9	35-2609393	30305Y849	30305Y872	30305Y864	30305Y856		FSRNHX	3/25/2018	0.04420	0.00602
FT7046 DIVIDEND EDGE PORTFOLIO SERIES 9	35-2609393	30305Y849	30305Y872	30305Y864	30305Y856		FSRNHX	4/25/2018	0.02960	0.00403
FT7046 DIVIDEND EDGE PORTFOLIO SERIES 9	35-2609393	30305Y849	30305Y872	30305Y864	30305Y856		FSRNHX	5/25/2018	0.02100	0.00286
FT7046 DIVIDEND EDGE PORTFOLIO SERIES 9	35-2609393	30305Y849	30305Y872	30305Y864	30305Y856		FSRNHX	6/25/2018	0.03680	0.00502
FT7046 DIVIDEND EDGE PORTFOLIO SERIES 9	35-2609393	30305Y849	30305Y872	30305Y864	30305Y856		FSRNHX	7/25/2018	0.03450	0.00470
FT7046 DIVIDEND EDGE PORTFOLIO SERIES 9	35-2609393	30305Y849	30305Y872	30305Y864	30305Y856		FSRNHX	8/25/2018	0.02070	0.00282
FT7046 DIVIDEND EDGE PORTFOLIO SERIES 9	35-2609393	30305Y849	30305Y872	30305Y864	30305Y856		FSRNHX	9/25/2018	0.03680	0.00502
FT7046 DIVIDEND EDGE PORTFOLIO SERIES 9	35-2609393	30305Y849	30305Y872	30305Y864	30305Y856		FSRNHX	10/25/2018	0.03470	0.00473
FT7046 DIVIDEND EDGE PORTFOLIO SERIES 9	35-2609393	30305Y849	30305Y872	30305Y864	30305Y856		FSRNHX	11/25/2018	0.02090	0.00285
FT7046 DIVIDEND EDGE PORTFOLIO SERIES 9	35-2609393	30305Y849	30305Y872	30305Y864	30305Y856		FSRNHX	12/25/2018	0.04420	0.00602
FT7047 ENERGY SELECT PORTFOLIO SERIES 66	35-2609394	30306A113	30306A121	30306A105	30306A139		FTUNMX	6/25/2018	0.09900	0.00775
FT7047 ENERGY SELECT PORTFOLIO SERIES 66	35-2609394	30306A113	30306A121	30306A105	30306A139		FTUNMX	10/25/2018	0.05870	0.00460
FT7047 ENERGY SELECT PORTFOLIO SERIES 66	35-2609394	30306A113	30306A121	30306A105	30306A139		FTUNMX	12/25/2018	0.11800	0.00924
FT7049 NEW YORK MUNICIPAL INCOME SEL CLOSED END PORT SER 45	35-2609395	30306A147	30306A154	30306A162	30306A170		FVLQBX	1/25/2018	0.02960	0.00068
FT7049 NEW YORK MUNICIPAL INCOME SEL CLOSED END PORT SER 45	35-2609395	30306A147	30306A154	30306A162	30306A170		FVLQBX	2/25/2018	0.03530	0.00082
FT7049 NEW YORK MUNICIPAL INCOME SEL CLOSED END PORT SER 45	35-2609395	30306A147	30306A154	30306A162	30306A170		FVLQBX	3/25/2018	0.03530	0.00082
FT7049 NEW YORK MUNICIPAL INCOME SEL CLOSED END PORT SER 45	35-2609395	30306A147	30306A154	30306A162	30306A170		FVLQBX	4/25/2018	0.03400	0.00079
FT7049 NEW YORK MUNICIPAL INCOME SEL CLOSED END PORT SER 45	35-2609395	30306A147	30306A154	30306A162	30306A170		FVLQBX	5/25/2018	0.03400	0.00079
FT7049 NEW YORK MUNICIPAL INCOME SEL CLOSED END PORT SER 45	35-2609395	30306A147	30306A154	30306A162	30306A170		FVLQBX	6/25/2018	0.03400	0.00079
FT7049 NEW YORK MUNICIPAL INCOME SEL CLOSED END PORT SER 45	35-2609395	30306A147	30306A154	30306A162	30306A170		FVLQBX	7/25/2018	0.03230	0.00075
FT7049 NEW YORK MUNICIPAL INCOME SEL CLOSED END PORT SER 45	35-2609395	30306A147	30306A154	30306A162	30306A170		FVLQBX	8/25/2018	0.03230	0.00075
FT7049 NEW YORK MUNICIPAL INCOME SEL CLOSED END PORT SER 45	35-2609395	30306A147	30306A154	30306A162	30306A170		FVLQBX	9/25/2018	0.03230	0.00075
FT7049 NEW YORK MUNICIPAL INCOME SEL CLOSED END PORT SER 45	35-2609395	30306A147	30306A154	30306A162	30306A170		FVLQBX	10/25/2018	0.03170	0.00073
FT7049 NEW YORK MUNICIPAL INCOME SEL CLOSED END PORT SER 45	35-2609395	30306A147	30306A154	30306A162	30306A170		FVLQBX	11/25/2018	0.03170	0.00073
FT7049 NEW YORK MUNICIPAL INCOME SEL CLOSED END PORT SER 45	35-2609395	30306A147	30306A154	30306A162	30306A170		FVLQBX	12/25/2018	0.03170	0.00073
FT7050 HIGH DIVIDEND EQUITY ALLOCATION PORTFOLIO SERIES 26	35-2609417	30306A188	30306A212	30306A204	30306A196		FLZTYX	2/25/2018	0.01050	0.00419
FT7050 HIGH DIVIDEND EQUITY ALLOCATION PORTFOLIO SERIES 26	35-2609417	30306A188	30306A212	30306A204	30306A196		FLZTYX	3/25/2018	0.03650	0.01457

Issuer's Name	EIN	CUSIP 1	CUSIP 2	CUSIP 3	CUSIP 4	CUSIP 5	Ticker Symbol	Date of Corporate Action	Distribution Per Unit	Per Unit Reduction of Taxpayer's Basis
FT7082 MUNICIPAL INC OPPORTUNITIES CLOSED END PORT SER 47	35-2609396	30306A402	30306A394	30306A410	30306A386		FWLBGX	1/25/2018	0.03720	0.00247
FT7082 MUNICIPAL INC OPPORTUNITIES CLOSED END PORT SER 47	35-2609396	30306A402	30306A394	30306A410	30306A386		FWLBGX	2/25/2018	0.04260	0.00282
FT7082 MUNICIPAL INC OPPORTUNITIES CLOSED END PORT SER 47	35-2609396	30306A402	30306A394	30306A410	30306A386		FWLBGX	3/25/2018	0.04260	0.00282
FT7082 MUNICIPAL INC OPPORTUNITIES CLOSED END PORT SER 47	35-2609396	30306A402	30306A394	30306A410	30306A386		FWLBGX	4/25/2018	0.04130	0.00274
FT7082 MUNICIPAL INC OPPORTUNITIES CLOSED END PORT SER 47	35-2609396	30306A402	30306A394	30306A410	30306A386		FWLBGX	5/25/2018	0.04130	0.00274
FT7082 MUNICIPAL INC OPPORTUNITIES CLOSED END PORT SER 47	35-2609396	30306A402	30306A394	30306A410	30306A386		FWLBGX	6/25/2018	0.04130	0.00274
FT7082 MUNICIPAL INC OPPORTUNITIES CLOSED END PORT SER 47	35-2609396	30306A402	30306A394	30306A410	30306A386		FWLBGX	7/25/2018	0.03960	0.00263
FT7082 MUNICIPAL INC OPPORTUNITIES CLOSED END PORT SER 47	35-2609396	30306A402	30306A394	30306A410	30306A386		FWLBGX	8/25/2018	0.03960	0.00263
FT7082 MUNICIPAL INC OPPORTUNITIES CLOSED END PORT SER 47	35-2609396	30306A402	30306A394	30306A410	30306A386		FWLBGX	9/25/2018	0.03960	0.00263
FT7082 MUNICIPAL INC OPPORTUNITIES CLOSED END PORT SER 47	35-2609396	30306A402	30306A394	30306A410	30306A386		FWLBGX	10/25/2018	0.03840	0.00255
FT7082 MUNICIPAL INC OPPORTUNITIES CLOSED END PORT SER 47	35-2609396	30306A402	30306A394	30306A410	30306A386		FWLBGX	11/25/2018	0.03840	0.00255
FT7082 MUNICIPAL INC OPPORTUNITIES CLOSED END PORT SER 47	35-2609396	30306A402	30306A394	30306A410	30306A386		FWLBGX	12/25/2018	0.03840	0.00255
FT7056 BIOTECHNOLOGY PORTFOLIO SERIES 39	35-2609401	30306A469	30306A485	30306A477	30306A493		FWLNXC	4/25/2018	0.77490	0.52794
FT7056 BIOTECHNOLOGY PORTFOLIO SERIES 39	35-2609401	30306A469	30306A485	30306A477	30306A493		FWLNXC	6/25/2018	0.01610	0.01097
FT7056 BIOTECHNOLOGY PORTFOLIO SERIES 39	35-2609401	30306A469	30306A485	30306A477	30306A493		FWLNXC	12/25/2018	0.01770	0.01206
FT7057 DORSEY WRIGHT RELATIVE STRENGTH TOP 50 SERIES 29	35-2609402	30306A527	30306A519	30306A535	30306A501		FBMLJX	6/25/2018	0.03830	0.01098
FT7057 DORSEY WRIGHT RELATIVE STRENGTH TOP 50 SERIES 29	35-2609402	30306A527	30306A519	30306A535	30306A501		FBMLJX	12/25/2018	0.05990	0.01717
FT7057 DORSEY WRIGHT RELATIVE STRENGTH TOP 50 SERIES 29	35-2609402	30306A527	30306A519	30306A535	30306A501		FBMLJX	12/25/2018	0.00420	0.00120
FT7058 STRATEGIC DIVIDEND SELECT PORTFOLIO SERIES 31	35-2609403	30306A568	30306A550	30306A543	30306A576		FYARHX	2/25/2018	0.00130	0.00027
FT7058 STRATEGIC DIVIDEND SELECT PORTFOLIO SERIES 31	35-2609403	30306A568	30306A550	30306A543	30306A576		FYARHX	2/25/2018	0.01730	0.00362
FT7058 STRATEGIC DIVIDEND SELECT PORTFOLIO SERIES 31	35-2609403	30306A568	30306A550	30306A543	30306A576		FYARHX	3/25/2018	0.02560	0.00536
FT7058 STRATEGIC DIVIDEND SELECT PORTFOLIO SERIES 31	35-2609403	30306A568	30306A550	30306A543	30306A576		FYARHX	4/25/2018	0.05810	0.01217
FT7058 STRATEGIC DIVIDEND SELECT PORTFOLIO SERIES 31	35-2609403	30306A568	30306A550	30306A543	30306A576		FYARHX	5/25/2018	0.02320	0.00486
FT7058 STRATEGIC DIVIDEND SELECT PORTFOLIO SERIES 31	35-2609403	30306A568	30306A550	30306A543	30306A576		FYARHX	6/25/2018	0.04770	0.00999
FT7058 STRATEGIC DIVIDEND SELECT PORTFOLIO SERIES 31	35-2609403	30306A568	30306A550	30306A543	30306A576		FYARHX	7/25/2018	0.05280	0.01106
FT7058 STRATEGIC DIVIDEND SELECT PORTFOLIO SERIES 31	35-2609403	30306A568	30306A550	30306A543	30306A576		FYARHX	8/25/2018	0.02200	0.00461
FT7058 STRATEGIC DIVIDEND SELECT PORTFOLIO SERIES 31	35-2609403	30306A568	30306A550	30306A543	30306A576		FYARHX	9/25/2018	0.03280	0.00687
FT7058 STRATEGIC DIVIDEND SELECT PORTFOLIO SERIES 31	35-2609403	30306A568	30306A550	30306A543	30306A576		FYARHX	10/25/2018	0.04960	0.01039
FT7058 STRATEGIC DIVIDEND SELECT PORTFOLIO SERIES 31	35-2609403	30306A568	30306A550	30306A543	30306A576		FYARHX	11/25/2018	0.01760	0.00369
FT7058 STRATEGIC DIVIDEND SELECT PORTFOLIO SERIES 31	35-2609403	30306A568	30306A550	30306A543	30306A576		FYARHX	12/25/2018	0.03640	0.00762
FT7058 STRATEGIC DIVIDEND SELECT PORTFOLIO SERIES 31	35-2609403	30306A568	30306A550	30306A543	30306A576		FYARHX	12/25/2018	0.02120	0.00444
FT7064 MARKET STRENGTH ALLOCATION OPPORTUNITY 3	35-2609422	30306A592	30306A618	30306A600	30306A584		FLRGNX	6/25/2018	0.06210	0.00617
FT7064 MARKET STRENGTH ALLOCATION OPPORTUNITY 3	35-2609422	30306A592	30306A618	30306A600	30306A584		FLRGNX	12/25/2018	0.00120	0.00012
FT7064 MARKET STRENGTH ALLOCATION OPPORTUNITY 3	35-2609422	30306A592	30306A618	30306A600	30306A584		FLRGNX	12/25/2018	0.07130	0.00708
FT7085 JANUARY EFFECT PORTFOLIO SERIES 7	35-2609355	30306A626	30306A642	30306A659	30306A634		FOPTNX	1/25/2018	0.08850	0.04314
FT7085 JANUARY EFFECT PORTFOLIO SERIES 7	35-2609355	30306A626	30306A642	30306A659	30306A634		FOPTNX	2/25/2018	0.07210	0.03515
FT7085 JANUARY EFFECT PORTFOLIO SERIES 7	35-2609355	30306A626	30306A642	30306A659	30306A634		FOPTNX	3/25/2018	0.07210	0.03515
FT7085 JANUARY EFFECT PORTFOLIO SERIES 7	35-2609355	30306A626	30306A642	30306A659	30306A634		FOPTNX	4/25/2018	0.06960	0.03393
FT7085 JANUARY EFFECT PORTFOLIO SERIES 7	35-2609355	30306A626	30306A642	30306A659	30306A634		FOPTNX	5/25/2018	0.07460	0.03637
FT7085 JANUARY EFFECT PORTFOLIO SERIES 7	35-2609355	30306A626	30306A642	30306A659	30306A634		FOPTNX	6/25/2018	0.07460	0.03637
FT7085 JANUARY EFFECT PORTFOLIO SERIES 7	35-2609355	30306A626	30306A642	30306A659	30306A634		FOPTNX	7/25/2018	0.06890	0.03359
FT7085 JANUARY EFFECT PORTFOLIO SERIES 7	35-2609355	30306A626	30306A642	30306A659	30306A634		FOPTNX	8/25/2018	0.06390	0.03115
FT7085 JANUARY EFFECT PORTFOLIO SERIES 7	35-2609355	30306A626	30306A642	30306A659	30306A634		FOPTNX	9/25/2018	0.06390	0.03115
FT7085 JANUARY EFFECT PORTFOLIO SERIES 7	35-2609355	30306A626	30306A642	30306A659	30306A634		FOPTNX	10/25/2018	0.06890	0.03359
FT7085 JANUARY EFFECT PORTFOLIO SERIES 7	35-2609355	30306A626	30306A642	30306A659	30306A634		FOPTNX	11/25/2018	0.06890	0.03359
FT7085 JANUARY EFFECT PORTFOLIO SERIES 7	35-2609355	30306A626	30306A642	30306A659	30306A634		FOPTNX	12/25/2018	0.06890	0.03359
FT7085 JANUARY EFFECT PORTFOLIO SERIES 7	35-2609355	30306A626	30306A642	30306A659	30306A634		FOPTNX	12/25/2018	0.05560	0.02711
FT7086 CYCLICAL STRENGTH PORTFOLIO SERIES 20	35-2609389	30306A691	30306A683	30306A667	30306A675		FTBSMX	6/25/2018	0.04520	0.00155
FT7086 CYCLICAL STRENGTH PORTFOLIO SERIES 20	35-2609389	30306A691	30306A683	30306A667	30306A675		FTBSMX	12/25/2018	0.06670	0.00229
FT7087 US ENERGY INDEPENDENCE PORTFOLIO SERIES 17	35-2609390	30306A717	30306A709	30306A725	30306A733		FMQYLX	6/25/2018	0.02590	0.00175
FT7087 US ENERGY INDEPENDENCE PORTFOLIO SERIES 17	35-2609390	30306A717	30306A709	30306A725	30306A733		FMQYLX	10/25/2018	0.05870	0.00397
FT7087 US ENERGY INDEPENDENCE PORTFOLIO SERIES 17	35-2609390	30306A717	30306A709	30306A725	30306A733		FMQYLX	12/25/2018	0.07480	0.00505
FT7088 WATER UTILITY INFRASTRUCTURE SELECT 48	35-2609391	30306A774	30306A758	30306A766	30306A741		FTRMIX	6/25/2018	0.03260	0.00511
FT7088 WATER UTILITY INFRASTRUCTURE SELECT 48	35-2609391	30306A774	30306A758	30306A766	30306A741		FTRMIX	12/25/2018	0.05050	0.00792
FT7089 INTEREST RATE HEDGE PORTFOLIO SERIES 115	35-2609398	30306A790	30306A816	30306A808	30306A782		FHEIRX	2/25/2018	0.04460	0.01559
FT7089 INTEREST RATE HEDGE PORTFOLIO SERIES 115	35-2609398	30306A790	30306A816	30306A808	30306A782		FHEIRX	3/25/2018	0.04580	0.01594
FT7089 INTEREST RATE HEDGE PORTFOLIO SERIES 115	35-2609398	30306A790	30306A816	30306A808	30306A782		FHEIRX	4/25/2018	0.04100	0.01433

Issuer's Name	EIN	CUSIP 1	CUSIP 2	CUSIP 3	CUSIP 4	CUSIP 5	Ticker Symbol	Date of Corporate Action	Distribution Per Unit	Per Unit Reduction of Taxpayer's Basis
FT7103 SABRIENT SMALL CAP GROWTH PORTFOLIO SERIES 17	35-7195212	30306D232	30306D224	30306D257	30306D240		FMLLYX	5/25/2018	0.25670	0.24358
FT7103 SABRIENT SMALL CAP GROWTH PORTFOLIO SERIES 17	35-7195212	30306D232	30306D224	30306D257	30306D240		FMLLYX	6/25/2018	0.01530	0.01452
FT7103 SABRIENT SMALL CAP GROWTH PORTFOLIO SERIES 17	35-7195212	30306D232	30306D224	30306D257	30306D240		FMLLYX	11/25/2018	0.56860	0.53954
FT7103 SABRIENT SMALL CAP GROWTH PORTFOLIO SERIES 17	35-7195212	30306D232	30306D224	30306D257	30306D240		FMLLYX	12/25/2018	0.02470	0.02344
FT7104 DIVERSIFIED FIXED INCOME ETF PORTFOLIO SERIES 33	35-7195215	30306D299	30306D265	30306D281	30306D273		FEAOUX	2/25/2018	0.02660	0.00024
FT7104 DIVERSIFIED FIXED INCOME ETF PORTFOLIO SERIES 33	35-7195215	30306D299	30306D265	30306D281	30306D273		FEAOUX	3/25/2018	0.02770	0.00025
FT7104 DIVERSIFIED FIXED INCOME ETF PORTFOLIO SERIES 33	35-7195215	30306D299	30306D265	30306D281	30306D273		FEAOUX	4/25/2018	0.03200	0.00029
FT7104 DIVERSIFIED FIXED INCOME ETF PORTFOLIO SERIES 33	35-7195215	30306D299	30306D265	30306D281	30306D273		FEAOUX	5/25/2018	0.03200	0.00029
FT7104 DIVERSIFIED FIXED INCOME ETF PORTFOLIO SERIES 33	35-7195215	30306D299	30306D265	30306D281	30306D273		FEAOUX	6/25/2018	0.03200	0.00029
FT7104 DIVERSIFIED FIXED INCOME ETF PORTFOLIO SERIES 33	35-7195215	30306D299	30306D265	30306D281	30306D273		FEAOUX	7/25/2018	0.03250	0.00030
FT7104 DIVERSIFIED FIXED INCOME ETF PORTFOLIO SERIES 33	35-7195215	30306D299	30306D265	30306D281	30306D273		FEAOUX	8/25/2018	0.03250	0.00030
FT7104 DIVERSIFIED FIXED INCOME ETF PORTFOLIO SERIES 33	35-7195215	30306D299	30306D265	30306D281	30306D273		FEAOUX	9/25/2018	0.02960	0.00027
FT7104 DIVERSIFIED FIXED INCOME ETF PORTFOLIO SERIES 33	35-7195215	30306D299	30306D265	30306D281	30306D273		FEAOUX	10/25/2018	0.00020	0.00000
FT7104 DIVERSIFIED FIXED INCOME ETF PORTFOLIO SERIES 33	35-7195215	30306D299	30306D265	30306D281	30306D273		FEAOUX	11/25/2018	0.02960	0.00027
FT7104 DIVERSIFIED FIXED INCOME ETF PORTFOLIO SERIES 33	35-7195215	30306D299	30306D265	30306D281	30306D273		FEAOUX	12/25/2018	0.02960	0.00027
FT7104 DIVERSIFIED FIXED INCOME ETF PORTFOLIO SERIES 33	35-7195215	30306D299	30306D265	30306D281	30306D273		FEAOUX	1/8/2019	0.02360	0.00022
FT7106 4060 STRATEGIC ALLOCATION PORT 1Q18 TERM 41719	35-7195218	30306D315	30306D331	30306D307	30306D323		FBMDUX	2/25/2018	0.01450	0.00070
FT7106 4060 STRATEGIC ALLOCATION PORT 1Q18 TERM 41719	35-7195218	30306D315	30306D331	30306D307	30306D323		FBMDUX	3/25/2018	0.02150	0.00104
FT7106 4060 STRATEGIC ALLOCATION PORT 1Q18 TERM 41719	35-7195218	30306D315	30306D331	30306D307	30306D323		FBMDUX	4/25/2018	0.02560	0.00124
FT7106 4060 STRATEGIC ALLOCATION PORT 1Q18 TERM 41719	35-7195218	30306D315	30306D331	30306D307	30306D323		FBMDUX	5/25/2018	0.02260	0.00110
FT7106 4060 STRATEGIC ALLOCATION PORT 1Q18 TERM 41719	35-7195218	30306D315	30306D331	30306D307	30306D323		FBMDUX	6/25/2018	0.02640	0.00128
FT7106 4060 STRATEGIC ALLOCATION PORT 1Q18 TERM 41719	35-7195218	30306D315	30306D331	30306D307	30306D323		FBMDUX	7/25/2018	0.02610	0.00127
FT7106 4060 STRATEGIC ALLOCATION PORT 1Q18 TERM 41719	35-7195218	30306D315	30306D331	30306D307	30306D323		FBMDUX	8/25/2018	0.02360	0.00115
FT7106 4060 STRATEGIC ALLOCATION PORT 1Q18 TERM 41719	35-7195218	30306D315	30306D331	30306D307	30306D323		FBMDUX	9/25/2018	0.02500	0.00122
FT7106 4060 STRATEGIC ALLOCATION PORT 1Q18 TERM 41719	35-7195218	30306D315	30306D331	30306D307	30306D323		FBMDUX	10/25/2018	0.02370	0.00115
FT7106 4060 STRATEGIC ALLOCATION PORT 1Q18 TERM 41719	35-7195218	30306D315	30306D331	30306D307	30306D323		FBMDUX	10/25/2018	0.00010	0.00000
FT7106 4060 STRATEGIC ALLOCATION PORT 1Q18 TERM 41719	35-7195218	30306D315	30306D331	30306D307	30306D323		FBMDUX	11/25/2018	0.00370	0.00018
FT7106 4060 STRATEGIC ALLOCATION PORT 1Q18 TERM 41719	35-7195218	30306D315	30306D331	30306D307	30306D323		FBMDUX	11/25/2018	0.02140	0.00104
FT7106 4060 STRATEGIC ALLOCATION PORT 1Q18 TERM 41719	35-7195218	30306D315	30306D331	30306D307	30306D323		FBMDUX	12/25/2018	0.02710	0.00132
FT7106 4060 STRATEGIC ALLOCATION PORT 1Q18 TERM 41719	35-7195218	30306D315	30306D331	30306D307	30306D323		FBMDUX	12/25/2018	0.00860	0.00042
FT7105 6040 STRATEGIC ALLOCATION PORT 1Q 18 TERM 41619	35-7195216	30306D422	30306D455	30306D430	30306D448		FRZMJX	2/25/2018	0.01140	0.00066
FT7105 6040 STRATEGIC ALLOCATION PORT 1Q 18 TERM 41619	35-7195216	30306D422	30306D455	30306D430	30306D448		FRZMJX	3/25/2018	0.01880	0.00109
FT7105 6040 STRATEGIC ALLOCATION PORT 1Q 18 TERM 41619	35-7195216	30306D422	30306D455	30306D430	30306D448		FRZMJX	4/25/2018	0.02230	0.00130
FT7105 6040 STRATEGIC ALLOCATION PORT 1Q 18 TERM 41619	35-7195216	30306D422	30306D455	30306D430	30306D448		FRZMJX	5/25/2018	0.01850	0.00108
FT7105 6040 STRATEGIC ALLOCATION PORT 1Q 18 TERM 41619	35-7195216	30306D422	30306D455	30306D430	30306D448		FRZMJX	6/25/2018	0.02380	0.00139
FT7105 6040 STRATEGIC ALLOCATION PORT 1Q 18 TERM 41619	35-7195216	30306D422	30306D455	30306D430	30306D448		FRZMJX	7/25/2018	0.02290	0.00133
FT7105 6040 STRATEGIC ALLOCATION PORT 1Q 18 TERM 41619	35-7195216	30306D422	30306D455	30306D430	30306D448		FRZMJX	8/25/2018	0.01910	0.00111
FT7105 6040 STRATEGIC ALLOCATION PORT 1Q 18 TERM 41619	35-7195216	30306D422	30306D455	30306D430	30306D448		FRZMJX	9/25/2018	0.02200	0.00128
FT7105 6040 STRATEGIC ALLOCATION PORT 1Q 18 TERM 41619	35-7195216	30306D422	30306D455	30306D430	30306D448		FRZMJX	10/25/2018	0.02060	0.00120
FT7105 6040 STRATEGIC ALLOCATION PORT 1Q 18 TERM 41619	35-7195216	30306D422	30306D455	30306D430	30306D448		FRZMJX	10/25/2018	0.00010	0.00001
FT7105 6040 STRATEGIC ALLOCATION PORT 1Q 18 TERM 41619	35-7195216	30306D422	30306D455	30306D430	30306D448		FRZMJX	11/25/2018	0.01700	0.00099
FT7105 6040 STRATEGIC ALLOCATION PORT 1Q 18 TERM 41619	35-7195216	30306D422	30306D455	30306D430	30306D448		FRZMJX	11/25/2018	0.00560	0.00033
FT7105 6040 STRATEGIC ALLOCATION PORT 1Q 18 TERM 41619	35-7195216	30306D422	30306D455	30306D430	30306D448		FRZMJX	12/25/2018	0.01330	0.00077
FT7105 6040 STRATEGIC ALLOCATION PORT 1Q 18 TERM 41619	35-7195216	30306D422	30306D455	30306D430	30306D448		FRZMJX	12/25/2018	0.02490	0.00145
FT7105 7525 STRATEGIC ALLOCATION PORT 1Q 18 TERM 41619	35-7195217	30306D497	30306D471	30306D489	30306D463		FSTVLX	3/25/2018	0.02450	0.00296
FT7105 7525 STRATEGIC ALLOCATION PORT 1Q 18 TERM 41619	35-7195217	30306D497	30306D471	30306D489	30306D463		FSTVLX	4/25/2018	0.01980	0.00239
FT7105 7525 STRATEGIC ALLOCATION PORT 1Q 18 TERM 41619	35-7195217	30306D497	30306D471	30306D489	30306D463		FSTVLX	5/25/2018	0.01540	0.00186
FT7105 7525 STRATEGIC ALLOCATION PORT 1Q 18 TERM 41619	35-7195217	30306D497	30306D471	30306D489	30306D463		FSTVLX	6/25/2018	0.02180	0.00263
FT7105 7525 STRATEGIC ALLOCATION PORT 1Q 18 TERM 41619	35-7195217	30306D497	30306D471	30306D489	30306D463		FSTVLX	7/25/2018	0.02030	0.00245
FT7105 7525 STRATEGIC ALLOCATION PORT 1Q 18 TERM 41619	35-7195217	30306D497	30306D471	30306D489	30306D463		FSTVLX	8/25/2018	0.01580	0.00191
FT7105 7525 STRATEGIC ALLOCATION PORT 1Q 18 TERM 41619	35-7195217	30306D497	30306D471	30306D489	30306D463		FSTVLX	9/25/2018	0.01970	0.00238
FT7105 7525 STRATEGIC ALLOCATION PORT 1Q 18 TERM 41619	35-7195217	30306D497	30306D471	30306D489	30306D463		FSTVLX	10/25/2018	0.01820	0.00220
FT7105 7525 STRATEGIC ALLOCATION PORT 1Q 18 TERM 41619	35-7195217	30306D497	30306D471	30306D489	30306D463		FSTVLX	11/25/2018	0.00700	0.00085
FT7105 7525 STRATEGIC ALLOCATION PORT 1Q 18 TERM 41619	35-7195217	30306D497	30306D471	30306D489	30306D463		FSTVLX	11/25/2018	0.01360	0.00164
FT7105 7525 STRATEGIC ALLOCATION PORT 1Q 18 TERM 41619	35-7195217	30306D497	30306D471	30306D489	30306D463		FSTVLX	12/25/2018	0.01700	0.00205
FT7105 7525 STRATEGIC ALLOCATION PORT 1Q 18 TERM 41619	35-7195217	30306D497	30306D471	30306D489	30306D463		FSTVLX	12/25/2018	0.02340	0.00283
FT7066 BALANCED INCOME OPPORTUNITY PORTFOLIO SERIES 3	35-2609428	30306D539	30306D513	30306D505	30306D521		FJZBMX	2/25/2018	0.03160	0.00710
FT7066 BALANCED INCOME OPPORTUNITY PORTFOLIO SERIES 3	35-2609428	30306D539	30306D513	30306D505	30306D521		FJZBMX	3/25/2018	0.05020	0.01127
FT7066 BALANCED INCOME OPPORTUNITY PORTFOLIO SERIES 3	35-2609428	30306D539	30306D513	30306D505	30306D521		FJZBMX	4/25/2018	0.03730	0.00838
FT7066 BALANCED INCOME OPPORTUNITY PORTFOLIO SERIES 3	35-2609428	30306D539	30306D513	30306D505	30306D521		FJZBMX	5/25/2018	0.03830	0.00860
FT7066 BALANCED INCOME OPPORTUNITY PORTFOLIO SERIES 3	35-2609428	30306D539	30306D513	30306D505	30306D521		FJZBMX	6/25/2018	0.05170	0.01161

Issuer's Name	EIN	CUSIP 1	CUSIP 2	CUSIP 3	CUSIP 4	CUSIP 5	Ticker Symbol	Date of Corporate Action	Distribution Per Unit	Per Unit Reduction of Taxpayer's Basis
FT7066 BALANCED INCOME OPPORTUNITY PORTFOLIO SERIES 3	35-2609428	30306D539	30306D513	30306D505	30306D521		FJZBMX	7/25/2018	0.03850	0.00865
FT7066 BALANCED INCOME OPPORTUNITY PORTFOLIO SERIES 3	35-2609428	30306D539	30306D513	30306D505	30306D521		FJZBMX	8/25/2018	0.03740	0.00840
FT7066 BALANCED INCOME OPPORTUNITY PORTFOLIO SERIES 3	35-2609428	30306D539	30306D513	30306D505	30306D521		FJZBMX	9/25/2018	0.05400	0.01213
FT7066 BALANCED INCOME OPPORTUNITY PORTFOLIO SERIES 3	35-2609428	30306D539	30306D513	30306D505	30306D521		FJZBMX	10/25/2018	0.03570	0.00802
FT7066 BALANCED INCOME OPPORTUNITY PORTFOLIO SERIES 3	35-2609428	30306D539	30306D513	30306D505	30306D521		FJZBMX	11/25/2018	0.03810	0.00856
FT7066 BALANCED INCOME OPPORTUNITY PORTFOLIO SERIES 3	35-2609428	30306D539	30306D513	30306D505	30306D521		FJZBMX	12/25/2018	0.05420	0.01217
FT7096 ALTERNATIVE INCOME PORTFOLIO SERIES 26	35-2609411	30306D562	30306D547	30306D554	30306D570		FGNLEX	2/25/2018	0.01600	0.00473
FT7096 ALTERNATIVE INCOME PORTFOLIO SERIES 26	35-2609411	30306D562	30306D547	30306D554	30306D570		FGNLEX	2/25/2018	0.00070	0.00021
FT7096 ALTERNATIVE INCOME PORTFOLIO SERIES 26	35-2609411	30306D562	30306D547	30306D554	30306D570		FGNLEX	3/25/2018	0.05870	0.01736
FT7096 ALTERNATIVE INCOME PORTFOLIO SERIES 26	35-2609411	30306D562	30306D547	30306D554	30306D570		FGNLEX	4/25/2018	0.06370	0.01884
FT7096 ALTERNATIVE INCOME PORTFOLIO SERIES 26	35-2609411	30306D562	30306D547	30306D554	30306D570		FGNLEX	5/25/2018	0.04390	0.01299
FT7096 ALTERNATIVE INCOME PORTFOLIO SERIES 26	35-2609411	30306D562	30306D547	30306D554	30306D570		FGNLEX	6/25/2018	0.05660	0.01674
FT7096 ALTERNATIVE INCOME PORTFOLIO SERIES 26	35-2609411	30306D562	30306D547	30306D554	30306D570		FGNLEX	7/25/2018	0.00380	0.00112
FT7096 ALTERNATIVE INCOME PORTFOLIO SERIES 26	35-2609411	30306D562	30306D547	30306D554	30306D570		FGNLEX	7/25/2018	0.07610	0.02251
FT7096 ALTERNATIVE INCOME PORTFOLIO SERIES 26	35-2609411	30306D562	30306D547	30306D554	30306D570		FGNLEX	8/25/2018	0.03210	0.00950
FT7096 ALTERNATIVE INCOME PORTFOLIO SERIES 26	35-2609411	30306D562	30306D547	30306D554	30306D570		FGNLEX	9/25/2018	0.05590	0.01654
FT7096 ALTERNATIVE INCOME PORTFOLIO SERIES 26	35-2609411	30306D562	30306D547	30306D554	30306D570		FGNLEX	10/25/2018	0.06690	0.01979
FT7096 ALTERNATIVE INCOME PORTFOLIO SERIES 26	35-2609411	30306D562	30306D547	30306D554	30306D570		FGNLEX	11/25/2018	0.04180	0.01236
FT7096 ALTERNATIVE INCOME PORTFOLIO SERIES 26	35-2609411	30306D562	30306D547	30306D554	30306D570		FGNLEX	12/25/2018	0.00190	0.00056
FT7096 ALTERNATIVE INCOME PORTFOLIO SERIES 26	35-2609411	30306D562	30306D547	30306D554	30306D570		FGNLEX	12/25/2018	0.06010	0.01778
FT7097 TACTICAL ALPHA PORTFOLIO SERIES 15	35-2609412	30306D596	30306D604	30306D612	30306D588		FLCRAX	3/25/2018	0.01750	0.00228
FT7097 TACTICAL ALPHA PORTFOLIO SERIES 15	35-2609412	30306D596	30306D604	30306D612	30306D588		FLCRAX	4/25/2018	0.01130	0.00147
FT7097 TACTICAL ALPHA PORTFOLIO SERIES 15	35-2609412	30306D596	30306D604	30306D612	30306D588		FLCRAX	5/25/2018	0.02440	0.00317
FT7097 TACTICAL ALPHA PORTFOLIO SERIES 15	35-2609412	30306D596	30306D604	30306D612	30306D588		FLCRAX	6/25/2018	0.02730	0.00355
FT7097 TACTICAL ALPHA PORTFOLIO SERIES 15	35-2609412	30306D596	30306D604	30306D612	30306D588		FLCRAX	8/25/2018	0.00240	0.00031
FT7097 TACTICAL ALPHA PORTFOLIO SERIES 15	35-2609412	30306D596	30306D604	30306D612	30306D588		FLCRAX	8/25/2018	0.01770	0.00230
FT7097 TACTICAL ALPHA PORTFOLIO SERIES 15	35-2609412	30306D596	30306D604	30306D612	30306D588		FLCRAX	9/25/2018	0.02430	0.00316
FT7097 TACTICAL ALPHA PORTFOLIO SERIES 15	35-2609412	30306D596	30306D604	30306D612	30306D588		FLCRAX	11/25/2018	0.01950	0.00254
FT7097 TACTICAL ALPHA PORTFOLIO SERIES 15	35-2609412	30306D596	30306D604	30306D612	30306D588		FLCRAX	12/25/2018	0.01480	0.00192
FT7098 TAX ADVANTAGED MUNICIPAL CLOSED END PORTFOLIO SER 53	35-2609413	30306D653	30306D646	30306D620	30306D638		FJYBZX	1/25/2018	0.02470	0.00122
FT7098 TAX ADVANTAGED MUNICIPAL CLOSED END PORTFOLIO SER 53	35-2609413	30306D653	30306D646	30306D620	30306D638		FJYBZX	2/25/2018	0.03890	0.00191
FT7098 TAX ADVANTAGED MUNICIPAL CLOSED END PORTFOLIO SER 53	35-2609413	30306D653	30306D646	30306D620	30306D638		FJYBZX	3/25/2018	0.03890	0.00191
FT7098 TAX ADVANTAGED MUNICIPAL CLOSED END PORTFOLIO SER 53	35-2609413	30306D653	30306D646	30306D620	30306D638		FJYBZX	4/25/2018	0.03900	0.00192
FT7098 TAX ADVANTAGED MUNICIPAL CLOSED END PORTFOLIO SER 53	35-2609413	30306D653	30306D646	30306D620	30306D638		FJYBZX	5/25/2018	0.03900	0.00192
FT7098 TAX ADVANTAGED MUNICIPAL CLOSED END PORTFOLIO SER 53	35-2609413	30306D653	30306D646	30306D620	30306D638		FJYBZX	6/25/2018	0.03900	0.00192
FT7098 TAX ADVANTAGED MUNICIPAL CLOSED END PORTFOLIO SER 53	35-2609413	30306D653	30306D646	30306D620	30306D638		FJYBZX	7/25/2018	0.03670	0.00181
FT7098 TAX ADVANTAGED MUNICIPAL CLOSED END PORTFOLIO SER 53	35-2609413	30306D653	30306D646	30306D620	30306D638		FJYBZX	8/25/2018	0.03670	0.00181
FT7098 TAX ADVANTAGED MUNICIPAL CLOSED END PORTFOLIO SER 53	35-2609413	30306D653	30306D646	30306D620	30306D638		FJYBZX	9/25/2018	0.03670	0.00181
FT7098 TAX ADVANTAGED MUNICIPAL CLOSED END PORTFOLIO SER 53	35-2609413	30306D653	30306D646	30306D620	30306D638		FJYBZX	10/25/2018	0.03590	0.00177
FT7098 TAX ADVANTAGED MUNICIPAL CLOSED END PORTFOLIO SER 53	35-2609413	30306D653	30306D646	30306D620	30306D638		FJYBZX	11/25/2018	0.03590	0.00177
FT7098 TAX ADVANTAGED MUNICIPAL CLOSED END PORTFOLIO SER 53	35-2609413	30306D653	30306D646	30306D620	30306D638		FJYBZX	12/25/2018	0.03590	0.00177
FT7099 GLOBAL DEEP VALUE DIVIDEND PORTFOLIO SERIES 17	35-2609424	30306D661	30306D687	30306D695	30306D679		FUZVCX	3/25/2018	0.03720	0.00120
FT7099 GLOBAL DEEP VALUE DIVIDEND PORTFOLIO SERIES 17	35-2609424	30306D661	30306D687	30306D695	30306D679		FUZVCX	4/25/2018	0.02030	0.00065
FT7099 GLOBAL DEEP VALUE DIVIDEND PORTFOLIO SERIES 17	35-2609424	30306D661	30306D687	30306D695	30306D679		FUZVCX	5/25/2018	0.01500	0.00048
FT7099 GLOBAL DEEP VALUE DIVIDEND PORTFOLIO SERIES 17	35-2609424	30306D661	30306D687	30306D695	30306D679		FUZVCX	6/25/2018	0.05230	0.00168
FT7099 GLOBAL DEEP VALUE DIVIDEND PORTFOLIO SERIES 17	35-2609424	30306D661	30306D687	30306D695	30306D679		FUZVCX	7/25/2018	0.04300	0.00138
FT7099 GLOBAL DEEP VALUE DIVIDEND PORTFOLIO SERIES 17	35-2609424	30306D661	30306D687	30306D695	30306D679		FUZVCX	8/25/2018	0.03470	0.00112
FT7099 GLOBAL DEEP VALUE DIVIDEND PORTFOLIO SERIES 17	35-2609424	30306D661	30306D687	30306D695	30306D679		FUZVCX	9/25/2018	0.04840	0.00156
FT7099 GLOBAL DEEP VALUE DIVIDEND PORTFOLIO SERIES 17	35-2609424	30306D661	30306D687	30306D695	30306D679		FUZVCX	10/25/2018	0.03780	0.00122
FT7099 GLOBAL DEEP VALUE DIVIDEND PORTFOLIO SERIES 17	35-2609424	30306D661	30306D687	30306D695	30306D679		FUZVCX	12/25/2018	0.03100	0.00100
FT7059 DORSEY WRIGHT RELATIVE STRENGTH DIVIDEND PORT SER 29	35-2609407	30306D737	30306D729	30306D711	30306D703		FDKRGX	3/25/2018	0.02920	0.00422
FT7059 DORSEY WRIGHT RELATIVE STRENGTH DIVIDEND PORT SER 29	35-2609407	30306D737	30306D729	30306D711	30306D703		FDKRGX	4/25/2018	0.02190	0.00317
FT7059 DORSEY WRIGHT RELATIVE STRENGTH DIVIDEND PORT SER 29	35-2609407	30306D737	30306D729	30306D711	30306D703		FDKRGX	6/25/2018	0.04180	0.00604
FT7059 DORSEY WRIGHT RELATIVE STRENGTH DIVIDEND PORT SER 29	35-2609407	30306D737	30306D729	30306D711	30306D703		FDKRGX	7/25/2018	0.02390	0.00346
FT7059 DORSEY WRIGHT RELATIVE STRENGTH DIVIDEND PORT SER 29	35-2609407	30306D737	30306D729	30306D711	30306D703		FDKRGX	9/25/2018	0.04080	0.00590
FT7059 DORSEY WRIGHT RELATIVE STRENGTH DIVIDEND PORT SER 29	35-2609407	30306D737	30306D729	30306D711	30306D703		FDKRGX	10/25/2018	0.02600	0.00376
FT7059 DORSEY WRIGHT RELATIVE STRENGTH DIVIDEND PORT SER 29	35-2609407	30306D737	30306D729	30306D711	30306D703		FDKRGX	12/25/2018	0.04230	0.00612
FT7060 INTERNATIONAL CAPITAL STRENGTH OPPORTUNITY PORT SER 3	35-2609409	30306D778	30306D760	30306D745	30306D752		FJUNSX	6/25/2018	0.08920	0.01546
FT7060 INTERNATIONAL CAPITAL STRENGTH OPPORTUNITY PORT SER 3	35-2609409	30306D778	30306D760	30306D745	30306D752		FJUNSX	12/25/2018	0.07380	0.01279
FT7060 INTERNATIONAL CAPITAL STRENGTH OPPORTUNITY PORT SER 3	35-2609409	30306D778	30306D760	30306D745	30306D752		FJUNSX	12/25/2018	0.00400	0.00089

Issuer's Name	EIN	CUSIP 1	CUSIP 2	CUSIP 3	CUSIP 4	CUSIP 5	Ticker Symbol	Date of Corporate Action	Distribution Per Unit	Per Unit Reduction of Taxpayer's Basis
FT7060 SMID CAPITAL STRENGTH OPPORTUNITY PORTFOLIO SERIES 3	35-2609408	30306D786	30306D810	30306D794	30306D802		FRTOVX	4/25/2018	0.48410	0.44247
FT7060 SMID CAPITAL STRENGTH OPPORTUNITY PORTFOLIO SERIES 3	35-2609408	30306D786	30306D810	30306D794	30306D802		FRTOVX	6/25/2018	0.02290	0.02093
FT7060 SMID CAPITAL STRENGTH OPPORTUNITY PORTFOLIO SERIES 3	35-2609408	30306D786	30306D810	30306D794	30306D802		FRTOVX	12/25/2018	0.03620	0.03309
FT7072 STIFEL BEST PICKS DECEMBER 2017	35-2609410	30306D828	30306D836	30306D844	30306D851		FVUYGX	6/25/2018	0.01790	0.00770
FT7072 STIFEL BEST PICKS DECEMBER 2017	35-2609410	30306D828	30306D836	30306D844	30306D851		FVUYGX	12/25/2018	0.02830	0.01217
FT7061 AEROSPACE DEFENSE PORTFOLIO SERIES 19	35-2609420	30306F138	30306F112	30306F104	30306F120		FNIAPX	6/25/2018	0.04150	0.00160
FT7061 AEROSPACE DEFENSE PORTFOLIO SERIES 19	35-2609420	30306F138	30306F112	30306F104	30306F120		FNIAPX	12/25/2018	0.04520	0.00174
FT7062 INTERNATIONAL HIGH DIVIDEND EQUITY PORTFOLIO SERIES 32	35-2609421	30306F179	30306F153	30306F161	30306F146		FSOILX	4/25/2018	0.05580	0.01993
FT7062 INTERNATIONAL HIGH DIVIDEND EQUITY PORTFOLIO SERIES 32	35-2609421	30306F179	30306F153	30306F161	30306F146		FSOILX	4/25/2018	0.25530	0.09117
FT7062 INTERNATIONAL HIGH DIVIDEND EQUITY PORTFOLIO SERIES 32	35-2609421	30306F179	30306F153	30306F161	30306F146		FSOILX	5/25/2018	0.04530	0.01618
FT7062 INTERNATIONAL HIGH DIVIDEND EQUITY PORTFOLIO SERIES 32	35-2609421	30306F179	30306F153	30306F161	30306F146		FSOILX	6/25/2018	0.08710	0.03110
FT7062 INTERNATIONAL HIGH DIVIDEND EQUITY PORTFOLIO SERIES 32	35-2609421	30306F179	30306F153	30306F161	30306F146		FSOILX	7/25/2018	0.03240	0.01157
FT7062 INTERNATIONAL HIGH DIVIDEND EQUITY PORTFOLIO SERIES 32	35-2609421	30306F179	30306F153	30306F161	30306F146		FSOILX	8/25/2018	0.02230	0.00796
FT7062 INTERNATIONAL HIGH DIVIDEND EQUITY PORTFOLIO SERIES 32	35-2609421	30306F179	30306F153	30306F161	30306F146		FSOILX	9/25/2018	0.06270	0.02239
FT7062 INTERNATIONAL HIGH DIVIDEND EQUITY PORTFOLIO SERIES 32	35-2609421	30306F179	30306F153	30306F161	30306F146		FSOILX	10/25/2018	0.01970	0.00703
FT7062 INTERNATIONAL HIGH DIVIDEND EQUITY PORTFOLIO SERIES 32	35-2609421	30306F179	30306F153	30306F161	30306F146		FSOILX	12/25/2018	0.03090	0.01103
FT7065 MEGA CAP PORTFOLIO SERIES 47	35-2609423	30306F187	30306F211	30306F203	30306F195		FCDIGX	6/25/2018	0.07540	0.00216
FT7065 MEGA CAP PORTFOLIO SERIES 47	35-2609423	30306F187	30306F211	30306F203	30306F195		FCDIGX	12/25/2018	0.08480	0.00243
FT7100 LOW VOLATILITY PORTFOLIO SERIES 10	35-2609425	30306F252	30306F237	30306F245	30306F229		FLKVRX	6/25/2018	0.06340	0.00013
FT7100 LOW VOLATILITY PORTFOLIO SERIES 10	35-2609425	30306F252	30306F237	30306F245	30306F229		FLKVRX	12/25/2018	0.10400	0.00022
FT7091 RICH BERN ADV TACT S AMERICAN IND RENAISSANCE 2017 4	35-2609426	30306F278	30306F260	30306F294	30306F286		FDHTOX	6/25/2018	0.02690	0.02442
FT7091 RICH BERN ADV TACT S AMERICAN IND RENAISSANCE 2017 4	35-2609426	30306F278	30306F260	30306F294	30306F286		FDHTOX	12/25/2018	0.17450	0.15839
FT7091 RICH BERN ADV TACT S AMERICAN IND RENAISSANCE 2017 4	35-2609426	30306F278	30306F260	30306F294	30306F286		FDHTOX	12/25/2018	0.03930	0.03567
FT7101 INNOVATIVE TECHNOLOGY PORTFOLIO SERIES 17	35-2609427	30306F302	30306F336	30306F328	30306F310		FMBWUX	6/25/2018	0.02380	0.00474
FT7101 INNOVATIVE TECHNOLOGY PORTFOLIO SERIES 17	35-2609427	30306F302	30306F336	30306F328	30306F310		FMBWUX	12/25/2018	0.02780	0.00553
FT7139 VALUE LINE TARGET SAFETY 30 1Q 18 - TERM 4-9-19	35-7195225	30306F369	30306F377	30306F351	30306F344		FLNZIX	6/25/2018	0.10660	0.04963
FT7139 VALUE LINE TARGET SAFETY 30 1Q 18 - TERM 4-9-19	35-7195225	30306F369	30306F377	30306F351	30306F344		FLNZIX	12/25/2018	0.49150	0.22884
FT7120 BROOKMONT EQUITY DIVIDEND PORTFOLIO SERIES 14	35-7195220	30306F393	30306F419	30306F401	30306F385		FGPACX	3/25/2018	0.02840	0.00509
FT7120 BROOKMONT EQUITY DIVIDEND PORTFOLIO SERIES 14	35-7195220	30306F393	30306F419	30306F401	30306F385		FGPACX	4/25/2018	0.01420	0.00254
FT7120 BROOKMONT EQUITY DIVIDEND PORTFOLIO SERIES 14	35-7195220	30306F393	30306F419	30306F401	30306F385		FGPACX	6/25/2018	0.03770	0.00675
FT7120 BROOKMONT EQUITY DIVIDEND PORTFOLIO SERIES 14	35-7195220	30306F393	30306F419	30306F401	30306F385		FGPACX	7/25/2018	0.01030	0.00184
FT7120 BROOKMONT EQUITY DIVIDEND PORTFOLIO SERIES 14	35-7195220	30306F393	30306F419	30306F401	30306F385		FGPACX	9/25/2018	0.04000	0.00716
FT7120 BROOKMONT EQUITY DIVIDEND PORTFOLIO SERIES 14	35-7195220	30306F393	30306F419	30306F401	30306F385		FGPACX	10/25/2018	0.01420	0.00254
FT7120 BROOKMONT EQUITY DIVIDEND PORTFOLIO SERIES 14	35-7195220	30306F393	30306F419	30306F401	30306F385		FGPACX	11/25/2018	0.01100	0.00197
FT7120 BROOKMONT EQUITY DIVIDEND PORTFOLIO SERIES 14	35-7195220	30306F393	30306F419	30306F401	30306F385		FGPACX	12/25/2018	0.03180	0.00570
FT7113 STRATEGIC INCOME ADVANTAGE OPPORT CLSD END PORT SER 4	35-2609448	30306F443	30306F450	30306F427	30306F435		FDWGSX	2/25/2018	0.07540	0.03402
FT7113 STRATEGIC INCOME ADVANTAGE OPPORT CLSD END PORT SER 4	35-2609448	30306F443	30306F450	30306F427	30306F435		FDWGSX	3/25/2018	0.05920	0.02671
FT7113 STRATEGIC INCOME ADVANTAGE OPPORT CLSD END PORT SER 4	35-2609448	30306F443	30306F450	30306F427	30306F435		FDWGSX	4/25/2018	0.05970	0.02694
FT7113 STRATEGIC INCOME ADVANTAGE OPPORT CLSD END PORT SER 4	35-2609448	30306F443	30306F450	30306F427	30306F435		FDWGSX	5/25/2018	0.05970	0.02694
FT7113 STRATEGIC INCOME ADVANTAGE OPPORT CLSD END PORT SER 4	35-2609448	30306F443	30306F450	30306F427	30306F435		FDWGSX	6/25/2018	0.05970	0.02694
FT7113 STRATEGIC INCOME ADVANTAGE OPPORT CLSD END PORT SER 4	35-2609448	30306F443	30306F450	30306F427	30306F435		FDWGSX	7/25/2018	0.05770	0.02603
FT7113 STRATEGIC INCOME ADVANTAGE OPPORT CLSD END PORT SER 4	35-2609448	30306F443	30306F450	30306F427	30306F435		FDWGSX	8/25/2018	0.05770	0.02603
FT7113 STRATEGIC INCOME ADVANTAGE OPPORT CLSD END PORT SER 4	35-2609448	30306F443	30306F450	30306F427	30306F435		FDWGSX	9/25/2018	0.05770	0.02603
FT7113 STRATEGIC INCOME ADVANTAGE OPPORT CLSD END PORT SER 4	35-2609448	30306F443	30306F450	30306F427	30306F435		FDWGSX	10/25/2018	0.05620	0.02536
FT7113 STRATEGIC INCOME ADVANTAGE OPPORT CLSD END PORT SER 4	35-2609448	30306F443	30306F450	30306F427	30306F435		FDWGSX	11/25/2018	0.05620	0.02536
FT7113 STRATEGIC INCOME ADVANTAGE OPPORT CLSD END PORT SER 4	35-2609448	30306F443	30306F450	30306F427	30306F435		FDWGSX	12/25/2018	0.05620	0.02536
FT7113 STRATEGIC INCOME ADVANTAGE OPPORT CLSD END PORT SER 4	35-2609448	30306F443	30306F450	30306F427	30306F435		FDWGSX	12/25/2018	0.07440	0.03357
FT7132 CAPITAL STRENGTH BUY WRITE PORTFOLIO SERIES 37	35-7195253	30306F468	30306F476				FTNOLX	5/25/2018	0.17690	0.14661
FT7132 CAPITAL STRENGTH BUY WRITE PORTFOLIO SERIES 37	35-7195253	30306F468	30306F476				FTNOLX	6/25/2018	0.04370	0.03622
FT7132 CAPITAL STRENGTH BUY WRITE PORTFOLIO SERIES 37	35-7195253	30306F468	30306F476				FTNOLX	8/25/2018	0.17690	0.14661
FT7132 CAPITAL STRENGTH BUY WRITE PORTFOLIO SERIES 37	35-7195253	30306F468	30306F476				FTNOLX	11/25/2018	0.17720	0.14686
FT7132 CAPITAL STRENGTH BUY WRITE PORTFOLIO SERIES 37	35-7195253	30306F468	30306F476				FTNOLX	12/25/2018	0.06840	0.05669
FT7109 DOW JONES GLOBAL TITANS PORTFOLIO SERIES 23	35-2609449	30306F492	30306F484	30306F518	30306F500		FRGNBX	6/25/2018	0.12270	0.00871
FT7109 DOW JONES GLOBAL TITANS PORTFOLIO SERIES 23	35-2609449	30306F492	30306F484	30306F518	30306F500		FRGNBX	12/25/2018	0.10900	0.00774

Issuer's Name	EIN	CUSIP 1	CUSIP 2	CUSIP 3	CUSIP 4	CUSIP 5	Ticker Symbol	Date of Corporate Action	Distribution Per Unit	Per Unit Reduction of Taxpayer's Basis
FT7110 NASDAQ DIVIDEND ACHIEVERS 25 PORTFOLIO, SERIES 11	35-2609450	30306F534	30306F542	30306F526	30306F559		FDAERX	2/25/2018	0.01070	0.00112
FT7110 NASDAQ DIVIDEND ACHIEVERS 25 PORTFOLIO, SERIES 11	35-2609450	30306F534	30306F542	30306F526	30306F559		FDAERX	3/25/2018	0.04240	0.00446
FT7110 NASDAQ DIVIDEND ACHIEVERS 25 PORTFOLIO, SERIES 11	35-2609450	30306F534	30306F542	30306F526	30306F559		FDAERX	5/25/2018	0.01960	0.00206
FT7110 NASDAQ DIVIDEND ACHIEVERS 25 PORTFOLIO, SERIES 11	35-2609450	30306F534	30306F542	30306F526	30306F559		FDAERX	6/25/2018	0.04280	0.00450
FT7110 NASDAQ DIVIDEND ACHIEVERS 25 PORTFOLIO, SERIES 11	35-2609450	30306F534	30306F542	30306F526	30306F559		FDAERX	8/25/2018	0.01680	0.00177
FT7110 NASDAQ DIVIDEND ACHIEVERS 25 PORTFOLIO, SERIES 11	35-2609450	30306F534	30306F542	30306F526	30306F559		FDAERX	9/25/2018	0.04050	0.00426
FT7110 NASDAQ DIVIDEND ACHIEVERS 25 PORTFOLIO, SERIES 11	35-2609450	30306F534	30306F542	30306F526	30306F559		FDAERX	11/25/2018	0.02310	0.00243
FT7110 NASDAQ DIVIDEND ACHIEVERS 25 PORTFOLIO, SERIES 11	35-2609450	30306F534	30306F542	30306F526	30306F559		FDAERX	12/25/2018	0.04140	0.00435
FT7111 STRATEGIC INTERNATIONAL OPPORTUNITY PORTFOLIO, SERIES 3	35-2609451	30306F567	30306F591	30306F583	30306F575		FNIYEX	6/25/2018	0.11860	0.00784
FT7111 STRATEGIC INTERNATIONAL OPPORTUNITY PORTFOLIO, SERIES 3	35-2609451	30306F567	30306F591	30306F583	30306F575		FNIYEX	12/25/2018	0.10030	0.00663
FT7112 US REVENUE PORTFOLIO SERIES 11	35-7195187	30306F633	30306F617	30306F625	30306F609		FTLKPX	6/25/2018	0.03650	0.00287
FT7112 US REVENUE PORTFOLIO SERIES 11	35-7195187	30306F633	30306F617	30306F625	30306F609		FTLKPX	12/25/2018	0.05160	0.00406
FT7115 E COMMERCE OPPORTUNITY PORTFOLIO SERIES 2	35-7195199	30306F666	30306F674	30306F658	30306F641		FZBTDX	6/25/2018	0.01110	0.01110
FT7116 COVERED CALL SELECT CLOSED-END PORTFOLIO SERIES 64	35-7195200	30306F716	30306F682	30306F690	30306F708		FGSBEX	2/25/2018	0.06590	0.02854
FT7116 COVERED CALL SELECT CLOSED-END PORTFOLIO SERIES 64	35-7195200	30306F716	30306F682	30306F690	30306F708		FGSBEX	3/25/2018	0.01140	0.00494
FT7116 COVERED CALL SELECT CLOSED-END PORTFOLIO SERIES 64	35-7195200	30306F716	30306F682	30306F690	30306F708		FGSBEX	3/25/2018	0.05660	0.02451
FT7116 COVERED CALL SELECT CLOSED-END PORTFOLIO SERIES 64	35-7195200	30306F716	30306F682	30306F690	30306F708		FGSBEX	4/25/2018	0.05630	0.02438
FT7116 COVERED CALL SELECT CLOSED-END PORTFOLIO SERIES 64	35-7195200	30306F716	30306F682	30306F690	30306F708		FGSBEX	4/25/2018	0.05630	0.02438
FT7116 COVERED CALL SELECT CLOSED-END PORTFOLIO SERIES 64	35-7195200	30306F716	30306F682	30306F690	30306F708		FGSBEX	6/25/2018	0.01160	0.00502
FT7116 COVERED CALL SELECT CLOSED-END PORTFOLIO SERIES 64	35-7195200	30306F716	30306F682	30306F690	30306F708		FGSBEX	6/25/2018	0.05630	0.02438
FT7116 COVERED CALL SELECT CLOSED-END PORTFOLIO SERIES 64	35-7195200	30306F716	30306F682	30306F690	30306F708		FGSBEX	7/25/2018	0.05420	0.02347
FT7116 COVERED CALL SELECT CLOSED-END PORTFOLIO SERIES 64	35-7195200	30306F716	30306F682	30306F690	30306F708		FGSBEX	8/25/2018	0.05420	0.02347
FT7116 COVERED CALL SELECT CLOSED-END PORTFOLIO SERIES 64	35-7195200	30306F716	30306F682	30306F690	30306F708		FGSBEX	9/25/2018	0.05420	0.02347
FT7116 COVERED CALL SELECT CLOSED-END PORTFOLIO SERIES 64	35-7195200	30306F716	30306F682	30306F690	30306F708		FGSBEX	9/25/2018	0.01140	0.00494
FT7116 COVERED CALL SELECT CLOSED-END PORTFOLIO SERIES 64	35-7195200	30306F716	30306F682	30306F690	30306F708		FGSBEX	10/25/2018	0.05380	0.02330
FT7116 COVERED CALL SELECT CLOSED-END PORTFOLIO SERIES 64	35-7195200	30306F716	30306F682	30306F690	30306F708		FGSBEX	11/25/2018	0.05380	0.02330
FT7116 COVERED CALL SELECT CLOSED-END PORTFOLIO SERIES 64	35-7195200	30306F716	30306F682	30306F690	30306F708		FGSBEX	12/25/2018	0.05380	0.02330
FT7116 COVERED CALL SELECT CLOSED-END PORTFOLIO SERIES 64	35-7195200	30306F716	30306F682	30306F690	30306F708		FGSBEX	12/25/2018	0.03650	0.01581
FT7114 AI ROBOTICS OPPORTUNITY PORTFOLIO SERIES 2	35-7195201	30306F732	30306F740	30306F757	30306F724		FAMCHX	6/25/2018	0.04740	0.01842
FT7114 AI ROBOTICS OPPORTUNITY PORTFOLIO SERIES 2	35-7195201	30306F732	30306F740	30306F757	30306F724		FAMCHX	12/25/2018	0.03870	0.01504
FT7119 ETF GROWTH AND INCOME JAN 18	35-7195229	30306G136	30306G102	30306G128	30306G110		FNLDRX	2/25/2018	0.00970	0.00007
FT7119 ETF GROWTH AND INCOME JAN 18	35-7195229	30306G136	30306G102	30306G128	30306G110		FNLDRX	3/25/2018	0.01280	0.00009
FT7119 ETF GROWTH AND INCOME JAN 18	35-7195229	30306G136	30306G102	30306G128	30306G110		FNLDRX	4/25/2018	0.01190	0.00008
FT7119 ETF GROWTH AND INCOME JAN 18	35-7195229	30306G136	30306G102	30306G128	30306G110		FNLDRX	5/25/2018	0.01190	0.00008
FT7119 ETF GROWTH AND INCOME JAN 18	35-7195229	30306G136	30306G102	30306G128	30306G110		FNLDRX	6/25/2018	0.01190	0.00008
FT7119 ETF GROWTH AND INCOME JAN 18	35-7195229	30306G136	30306G102	30306G128	30306G110		FNLDRX	7/25/2018	0.02040	0.00014
FT7119 ETF GROWTH AND INCOME JAN 18	35-7195229	30306G136	30306G102	30306G128	30306G110		FNLDRX	8/25/2018	0.02040	0.00014
FT7119 ETF GROWTH AND INCOME JAN 18	35-7195229	30306G136	30306G102	30306G128	30306G110		FNLDRX	9/25/2018	0.02040	0.00014
FT7119 ETF GROWTH AND INCOME JAN 18	35-7195229	30306G136	30306G102	30306G128	30306G110		FNLDRX	10/25/2018	0.01260	0.00009
FT7119 ETF GROWTH AND INCOME JAN 18	35-7195229	30306G136	30306G102	30306G128	30306G110		FNLDRX	11/25/2018	0.01260	0.00009
FT7119 ETF GROWTH AND INCOME JAN 18	35-7195229	30306G136	30306G102	30306G128	30306G110		FNLDRX	12/25/2018	0.01260	0.00009
FT7141 STRATEGIC INC ADVANTAGE SELECT CLOSED END PORT SER 71	35-2609406	30306G151	30306G169	30306G177	30306G144		FWNSTX	1/25/2018	0.05090	0.02085
FT7141 STRATEGIC INC ADVANTAGE SELECT CLOSED END PORT SER 71	35-2609406	30306G151	30306G169	30306G177	30306G144		FWNSTX	1/25/2018	0.03690	0.01512
FT7141 STRATEGIC INC ADVANTAGE SELECT CLOSED END PORT SER 71	35-2609406	30306G151	30306G169	30306G177	30306G144		FWNSTX	2/25/2018	0.06220	0.02548
FT7141 STRATEGIC INC ADVANTAGE SELECT CLOSED END PORT SER 71	35-2609406	30306G151	30306G169	30306G177	30306G144		FWNSTX	2/25/2018	0.00190	0.00078
FT7141 STRATEGIC INC ADVANTAGE SELECT CLOSED END PORT SER 71	35-2609406	30306G151	30306G169	30306G177	30306G144		FWNSTX	3/25/2018	0.06220	0.02548
FT7141 STRATEGIC INC ADVANTAGE SELECT CLOSED END PORT SER 71	35-2609406	30306G151	30306G169	30306G177	30306G144		FWNSTX	4/25/2018	0.06040	0.02475
FT7141 STRATEGIC INC ADVANTAGE SELECT CLOSED END PORT SER 71	35-2609406	30306G151	30306G169	30306G177	30306G144		FWNSTX	5/25/2018	0.06040	0.02475
FT7141 STRATEGIC INC ADVANTAGE SELECT CLOSED END PORT SER 71	35-2609406	30306G151	30306G169	30306G177	30306G144		FWNSTX	6/25/2018	0.06040	0.02475
FT7141 STRATEGIC INC ADVANTAGE SELECT CLOSED END PORT SER 71	35-2609406	30306G151	30306G169	30306G177	30306G144		FWNSTX	7/25/2018	0.05830	0.02389
FT7141 STRATEGIC INC ADVANTAGE SELECT CLOSED END PORT SER 71	35-2609406	30306G151	30306G169	30306G177	30306G144		FWNSTX	8/25/2018	0.05830	0.02389
FT7141 STRATEGIC INC ADVANTAGE SELECT CLOSED END PORT SER 71	35-2609406	30306G151	30306G169	30306G177	30306G144		FWNSTX	9/25/2018	0.05830	0.02389
FT7141 STRATEGIC INC ADVANTAGE SELECT CLOSED END PORT SER 71	35-2609406	30306G151	30306G169	30306G177	30306G144		FWNSTX	10/25/2018	0.05640	0.02311
FT7141 STRATEGIC INC ADVANTAGE SELECT CLOSED END PORT SER 71	35-2609406	30306G151	30306G169	30306G177	30306G144		FWNSTX	11/25/2018	0.05640	0.02311
FT7141 STRATEGIC INC ADVANTAGE SELECT CLOSED END PORT SER 71	35-2609406	30306G151	30306G169	30306G177	30306G144		FWNSTX	12/25/2018	0.05640	0.02311
FT7141 STRATEGIC INC ADVANTAGE SELECT CLOSED END PORT SER 71	35-2609406	30306G151	30306G169	30306G177	30306G144		FWNSTX	12/25/2018	0.06410	0.02626
FT7093 RICHARD BERNSTEIN ADVISORS GLOBAL DIV KINGS SER 25	35-7195211	30306G201	30306G219	30306G185	30306G193		FKRQPX	2/25/2018	0.01040	0.00092
FT7093 RICHARD BERNSTEIN ADVISORS GLOBAL DIV KINGS SER 25	35-7195211	30306G201	30306G219	30306G185	30306G193		FKRQPX	3/25/2018	0.02480	0.00218
FT7093 RICHARD BERNSTEIN ADVISORS GLOBAL DIV KINGS SER 25	35-7195211	30306G201	30306G219	30306G185	30306G193		FKRQPX	4/25/2018	0.06800	0.00598

Issuer's Name	EIN	CUSIP 1	CUSIP 2	CUSIP 3	CUSIP 4	CUSIP 5	Ticker Symbol	Date of Corporate Action	Distribution Per Unit	Per Unit Reduction of Taxpayer's Basis
FT7093 RICHARD BERNSTEIN ADVISORS GLOBAL DIV KINGS SER 25	35-7195211	30306G201	30306G219	30306G185	30306G193		FKRQPX	5/25/2018	0.05920	0.00521
FT7093 RICHARD BERNSTEIN ADVISORS GLOBAL DIV KINGS SER 25	35-7195211	30306G201	30306G219	30306G185	30306G193		FKRQPX	6/25/2018	0.04250	0.00374
FT7093 RICHARD BERNSTEIN ADVISORS GLOBAL DIV KINGS SER 25	35-7195211	30306G201	30306G219	30306G185	30306G193		FKRQPX	7/25/2018	0.03740	0.00329
FT7093 RICHARD BERNSTEIN ADVISORS GLOBAL DIV KINGS SER 25	35-7195211	30306G201	30306G219	30306G185	30306G193		FKRQPX	8/25/2018	0.03370	0.00297
FT7093 RICHARD BERNSTEIN ADVISORS GLOBAL DIV KINGS SER 25	35-7195211	30306G201	30306G219	30306G185	30306G193		FKRQPX	9/25/2018	0.03810	0.00335
FT7093 RICHARD BERNSTEIN ADVISORS GLOBAL DIV KINGS SER 25	35-7195211	30306G201	30306G219	30306G185	30306G193		FKRQPX	10/25/2018	0.03210	0.00282
FT7093 RICHARD BERNSTEIN ADVISORS GLOBAL DIV KINGS SER 25	35-7195211	30306G201	30306G219	30306G185	30306G193		FKRQPX	11/25/2018	0.02220	0.00195
FT7093 RICHARD BERNSTEIN ADVISORS GLOBAL DIV KINGS SER 25	35-7195211	30306G201	30306G219	30306G185	30306G193		FKRQPX	11/25/2018	0.00050	0.00004
FT7093 RICHARD BERNSTEIN ADVISORS GLOBAL DIV KINGS SER 25	35-7195211	30306G201	30306G219	30306G185	30306G193		FKRQPX	12/25/2018	0.02200	0.00194
FT7117 HOMEBUILDERS RECOVERY SELECT PORTFOLIO SERIES 18	35-7195213	30306G284	30306G292	30306G276	30306G268		FOHYGX	6/25/2018	0.01040	0.00655
FT7117 HOMEBUILDERS RECOVERY SELECT PORTFOLIO SERIES 18	35-7195213	30306G284	30306G292	30306G276	30306G268		FOHYGX	12/25/2018	0.01360	0.00857
FT7121 TECHNOLOGY OPPORTUNITY PORTFOLIO SERIES 3	35-7195238	30306G342	30306G359	30306G375	30306G367		FEDJNX	6/25/2018	0.02620	0.00349
FT7121 TECHNOLOGY OPPORTUNITY PORTFOLIO SERIES 3	35-7195238	30306G342	30306G359	30306G375	30306G367		FEDJNX	12/25/2018	0.04090	0.00545
FT7121 TECHNOLOGY OPPORTUNITY PORTFOLIO SERIES 3	35-7195238	30306G342	30306G359	30306G375	30306G367		FEDJNX	1/8/2019	0.03070	0.00409
FT7169 RICHARD BERNSTEIN ADVISORS QUALITY INCOME PORT SER 28	35-7195257	30306G573	30306G557	30306G540	30306G565		FNTGYX	2/25/2018	0.01440	0.00220
FT7169 RICHARD BERNSTEIN ADVISORS QUALITY INCOME PORT SER 28	35-7195257	30306G573	30306G557	30306G540	30306G565		FNTGYX	3/25/2018	0.02020	0.00309
FT7169 RICHARD BERNSTEIN ADVISORS QUALITY INCOME PORT SER 28	35-7195257	30306G573	30306G557	30306G540	30306G565		FNTGYX	4/25/2018	0.02210	0.00338
FT7169 RICHARD BERNSTEIN ADVISORS QUALITY INCOME PORT SER 28	35-7195257	30306G573	30306G557	30306G540	30306G565		FNTGYX	5/25/2018	0.02590	0.00396
FT7169 RICHARD BERNSTEIN ADVISORS QUALITY INCOME PORT SER 28	35-7195257	30306G573	30306G557	30306G540	30306G565		FNTGYX	6/25/2018	0.03820	0.00584
FT7169 RICHARD BERNSTEIN ADVISORS QUALITY INCOME PORT SER 28	35-7195257	30306G573	30306G557	30306G540	30306G565		FNTGYX	7/25/2018	0.02010	0.00308
FT7169 RICHARD BERNSTEIN ADVISORS QUALITY INCOME PORT SER 28	35-7195257	30306G573	30306G557	30306G540	30306G565		FNTGYX	8/25/2018	0.03590	0.00549
FT7169 RICHARD BERNSTEIN ADVISORS QUALITY INCOME PORT SER 28	35-7195257	30306G573	30306G557	30306G540	30306G565		FNTGYX	9/25/2018	0.02630	0.00402
FT7169 RICHARD BERNSTEIN ADVISORS QUALITY INCOME PORT SER 28	35-7195257	30306G573	30306G557	30306G540	30306G565		FNTGYX	10/25/2018	0.02090	0.00320
FT7169 RICHARD BERNSTEIN ADVISORS QUALITY INCOME PORT SER 28	35-7195257	30306G573	30306G557	30306G540	30306G565		FNTGYX	11/25/2018	0.02680	0.00410
FT7169 RICHARD BERNSTEIN ADVISORS QUALITY INCOME PORT SER 28	35-7195257	30306G573	30306G557	30306G540	30306G565		FNTGYX	12/25/2018	0.02670	0.00409
FT7159 MUNICIPAL ADVANTAGE CLOSED END AND ETF PORT SER 46	35-7195244	30306G581	30306G607	30306G615	30306G599		FIHCDX	2/25/2018	0.01410	0.00034
FT7159 MUNICIPAL ADVANTAGE CLOSED END AND ETF PORT SER 46	35-7195244	30306G581	30306G607	30306G615	30306G599		FIHCDX	3/25/2018	0.02680	0.00065
FT7159 MUNICIPAL ADVANTAGE CLOSED END AND ETF PORT SER 46	35-7195244	30306G581	30306G607	30306G615	30306G599		FIHCDX	4/25/2018	0.02690	0.00066
FT7159 MUNICIPAL ADVANTAGE CLOSED END AND ETF PORT SER 46	35-7195244	30306G581	30306G607	30306G615	30306G599		FIHCDX	5/25/2018	0.02690	0.00066
FT7159 MUNICIPAL ADVANTAGE CLOSED END AND ETF PORT SER 46	35-7195244	30306G581	30306G607	30306G615	30306G599		FIHCDX	6/25/2018	0.02690	0.00066
FT7159 MUNICIPAL ADVANTAGE CLOSED END AND ETF PORT SER 46	35-7195244	30306G581	30306G607	30306G615	30306G599		FIHCDX	7/25/2018	0.02590	0.00063
FT7159 MUNICIPAL ADVANTAGE CLOSED END AND ETF PORT SER 46	35-7195244	30306G581	30306G607	30306G615	30306G599		FIHCDX	8/25/2018	0.02590	0.00063
FT7159 MUNICIPAL ADVANTAGE CLOSED END AND ETF PORT SER 46	35-7195244	30306G581	30306G607	30306G615	30306G599		FIHCDX	9/25/2018	0.02590	0.00063
FT7159 MUNICIPAL ADVANTAGE CLOSED END AND ETF PORT SER 46	35-7195244	30306G581	30306G607	30306G615	30306G599		FIHCDX	10/25/2018	0.02590	0.00063
FT7159 MUNICIPAL ADVANTAGE CLOSED END AND ETF PORT SER 46	35-7195244	30306G581	30306G607	30306G615	30306G599		FIHCDX	11/25/2018	0.02590	0.00063
FT7159 MUNICIPAL ADVANTAGE CLOSED END AND ETF PORT SER 46	35-7195244	30306G581	30306G607	30306G615	30306G599		FIHCDX	12/25/2018	0.02590	0.00063
FT7159 MUNICIPAL ADVANTAGE CLOSED END AND ETF PORT SER 46	35-7195244	30306G581	30306G607	30306G615	30306G599		FIHCDX	1/8/2019	0.01130	0.00028
FT7171 GLOBAL EQUITY INCOME CLOSED END PORTFOLIO SERIES 58	35-7195246	30306G649	30306G631	30306G656	30306G623		FALBEX	2/25/2018	0.03060	0.01375
FT7171 GLOBAL EQUITY INCOME CLOSED END PORTFOLIO SERIES 58	35-7195246	30306G649	30306G631	30306G656	30306G623		FALBEX	3/25/2018	0.06190	0.02781
FT7171 GLOBAL EQUITY INCOME CLOSED END PORTFOLIO SERIES 58	35-7195246	30306G649	30306G631	30306G656	30306G623		FALBEX	4/25/2018	0.06180	0.02777
FT7171 GLOBAL EQUITY INCOME CLOSED END PORTFOLIO SERIES 58	35-7195246	30306G649	30306G631	30306G656	30306G623		FALBEX	5/25/2018	0.06180	0.02777
FT7171 GLOBAL EQUITY INCOME CLOSED END PORTFOLIO SERIES 58	35-7195246	30306G649	30306G631	30306G656	30306G623		FALBEX	6/25/2018	0.06180	0.02777
FT7171 GLOBAL EQUITY INCOME CLOSED END PORTFOLIO SERIES 58	35-7195246	30306G649	30306G631	30306G656	30306G623		FALBEX	7/25/2018	0.06000	0.02696
FT7171 GLOBAL EQUITY INCOME CLOSED END PORTFOLIO SERIES 58	35-7195246	30306G649	30306G631	30306G656	30306G623		FALBEX	8/25/2018	0.06000	0.02696
FT7171 GLOBAL EQUITY INCOME CLOSED END PORTFOLIO SERIES 58	35-7195246	30306G649	30306G631	30306G656	30306G623		FALBEX	9/25/2018	0.06000	0.02696
FT7171 GLOBAL EQUITY INCOME CLOSED END PORTFOLIO SERIES 58	35-7195246	30306G649	30306G631	30306G656	30306G623		FALBEX	10/25/2018	0.05990	0.02691
FT7171 GLOBAL EQUITY INCOME CLOSED END PORTFOLIO SERIES 58	35-7195246	30306G649	30306G631	30306G656	30306G623		FALBEX	11/25/2018	0.05990	0.02691
FT7171 GLOBAL EQUITY INCOME CLOSED END PORTFOLIO SERIES 58	35-7195246	30306G649	30306G631	30306G656	30306G623		FALBEX	12/25/2018	0.05990	0.02691
FT7171 GLOBAL EQUITY INCOME CLOSED END PORTFOLIO SERIES 58	35-7195246	30306G649	30306G631	30306G656	30306G623		FALBEX	12/25/2018	0.03870	0.01739
FT7145 SP INTERNATIONAL DIVIDEND ARISTOCRATS PORT 1Q18	35-7195254	30306G698	30306G680	30306G664	30306G672		FURESX	4/25/2018	0.06960	0.00206
FT7145 SP INTERNATIONAL DIVIDEND ARISTOCRATS PORT 1Q18	35-7195254	30306G698	30306G680	30306G664	30306G672		FURESX	5/25/2018	0.05130	0.00152
FT7145 SP INTERNATIONAL DIVIDEND ARISTOCRATS PORT 1Q18	35-7195254	30306G698	30306G680	30306G664	30306G672		FURESX	6/25/2018	0.01800	0.00053
FT7145 SP INTERNATIONAL DIVIDEND ARISTOCRATS PORT 1Q18	35-7195254	30306G698	30306G680	30306G664	30306G672		FURESX	7/25/2018	0.03390	0.00100
FT7145 SP INTERNATIONAL DIVIDEND ARISTOCRATS PORT 1Q18	35-7195254	30306G698	30306G680	30306G664	30306G672		FURESX	8/25/2018	0.02180	0.00065
FT7145 SP INTERNATIONAL DIVIDEND ARISTOCRATS PORT 1Q18	35-7195254	30306G698	30306G680	30306G664	30306G672		FURESX	9/25/2018	0.03680	0.00109
FT7145 SP INTERNATIONAL DIVIDEND ARISTOCRATS PORT 1Q18	35-7195254	30306G698	30306G680	30306G664	30306G672		FURESX	11/25/2018	0.02210	0.00065
FT7145 SP INTERNATIONAL DIVIDEND ARISTOCRATS PORT 1Q18	35-7195254	30306G698	30306G680	30306G664	30306G672		FURESX	12/25/2018	0.05090	0.00151
FT7133 INVESTMENT GRADE SELECT CLOSED END AND ETF PORT SER 5	35-7195242	30306G722	30306G730	30306G714	30306G706		FNSYGX	2/25/2018	0.01560	0.00082
FT7133 INVESTMENT GRADE SELECT CLOSED END AND ETF PORT SER 5	35-7195242	30306G722	30306G730	30306G714	30306G706		FNSYGX	3/25/2018	0.03210	0.00168
FT7133 INVESTMENT GRADE SELECT CLOSED END AND ETF PORT SER 5	35-7195242	30306G722	30306G730	30306G714	30306G706		FNSYGX	4/25/2018	0.00060	0.00003

Issuer's Name	EIN	CUSIP 1	CUSIP 2	CUSIP 3	CUSIP 4	CUSIP 5	Ticker Symbol	Date of Corporate Action	Distribution Per Unit	Per Unit Reduction of Taxpayer's Basis
FT7133 INVESTMENT GRADE SELECT CLOSED END AND ETF PORT SER 5	35-7195242	30306G722	30306G730	30306G714	30306G706		FNSYGX	4/25/2018	0.03380	0.00177
FT7133 INVESTMENT GRADE SELECT CLOSED END AND ETF PORT SER 5	35-7195242	30306G722	30306G730	30306G714	30306G706		FNSYGX	5/25/2018	0.03380	0.00177
FT7133 INVESTMENT GRADE SELECT CLOSED END AND ETF PORT SER 5	35-7195242	30306G722	30306G730	30306G714	30306G706		FNSYGX	6/25/2018	0.03380	0.00177
FT7133 INVESTMENT GRADE SELECT CLOSED END AND ETF PORT SER 5	35-7195242	30306G722	30306G730	30306G714	30306G706		FNSYGX	7/25/2018	0.03350	0.00176
FT7133 INVESTMENT GRADE SELECT CLOSED END AND ETF PORT SER 5	35-7195242	30306G722	30306G730	30306G714	30306G706		FNSYGX	8/25/2018	0.03350	0.00176
FT7133 INVESTMENT GRADE SELECT CLOSED END AND ETF PORT SER 5	35-7195242	30306G722	30306G730	30306G714	30306G706		FNSYGX	9/25/2018	0.03350	0.00176
FT7133 INVESTMENT GRADE SELECT CLOSED END AND ETF PORT SER 5	35-7195242	30306G722	30306G730	30306G714	30306G706		FNSYGX	10/25/2018	0.03340	0.00175
FT7133 INVESTMENT GRADE SELECT CLOSED END AND ETF PORT SER 5	35-7195242	30306G722	30306G730	30306G714	30306G706		FNSYGX	11/25/2018	0.03340	0.00175
FT7133 INVESTMENT GRADE SELECT CLOSED END AND ETF PORT SER 5	35-7195242	30306G722	30306G730	30306G714	30306G706		FNSYGX	12/25/2018	0.03340	0.00175
FT7134 MUNICIPAL INCOME AND DIVIDEND GROWERS PORT SER 13	35-7195243	30306G763	30306G771	30306G748	30306G755		FBWUZX	3/25/2018	0.02710	0.00020
FT7134 MUNICIPAL INCOME AND DIVIDEND GROWERS PORT SER 13	35-7195243	30306G763	30306G771	30306G748	30306G755		FBWUZX	4/25/2018	0.03380	0.00025
FT7134 MUNICIPAL INCOME AND DIVIDEND GROWERS PORT SER 13	35-7195243	30306G763	30306G771	30306G748	30306G755		FBWUZX	5/25/2018	0.01930	0.00014
FT7134 MUNICIPAL INCOME AND DIVIDEND GROWERS PORT SER 13	35-7195243	30306G763	30306G771	30306G748	30306G755		FBWUZX	6/25/2018	0.02540	0.00019
FT7134 MUNICIPAL INCOME AND DIVIDEND GROWERS PORT SER 13	35-7195243	30306G763	30306G771	30306G748	30306G755		FBWUZX	7/25/2018	0.03790	0.00028
FT7134 MUNICIPAL INCOME AND DIVIDEND GROWERS PORT SER 13	35-7195243	30306G763	30306G771	30306G748	30306G755		FBWUZX	8/25/2018	0.01910	0.00014
FT7134 MUNICIPAL INCOME AND DIVIDEND GROWERS PORT SER 13	35-7195243	30306G763	30306G771	30306G748	30306G755		FBWUZX	9/25/2018	0.02500	0.00019
FT7134 MUNICIPAL INCOME AND DIVIDEND GROWERS PORT SER 13	35-7195243	30306G763	30306G771	30306G748	30306G755		FBWUZX	10/25/2018	0.04070	0.00030
FT7134 MUNICIPAL INCOME AND DIVIDEND GROWERS PORT SER 13	35-7195243	30306G763	30306G771	30306G748	30306G755		FBWUZX	11/25/2018	0.01990	0.00015
FT7134 MUNICIPAL INCOME AND DIVIDEND GROWERS PORT SER 13	35-7195243	30306G763	30306G771	30306G748	30306G755		FBWUZX	12/25/2018	0.02410	0.00018
FT7134 MUNICIPAL INCOME AND DIVIDEND GROWERS PORT SER 13	35-7195243	30306G763	30306G771	30306G748	30306G755		FBWUZX	1/8/2019	0.01350	0.00010
FT7170 BALANCED INCOME SELECT PORTFOLIO SERIES 74	35-7195245	30306G854	30306G821	30306G847	30306G839		FECHAX	3/25/2018	0.04150	0.00635
FT7170 BALANCED INCOME SELECT PORTFOLIO SERIES 74	35-7195245	30306G854	30306G821	30306G847	30306G839		FECHAX	4/25/2018	0.03960	0.00606
FT7170 BALANCED INCOME SELECT PORTFOLIO SERIES 74	35-7195245	30306G854	30306G821	30306G847	30306G839		FECHAX	5/25/2018	0.04270	0.00653
FT7170 BALANCED INCOME SELECT PORTFOLIO SERIES 74	35-7195245	30306G854	30306G821	30306G847	30306G839		FECHAX	6/25/2018	0.04220	0.00646
FT7170 BALANCED INCOME SELECT PORTFOLIO SERIES 74	35-7195245	30306G854	30306G821	30306G847	30306G839		FECHAX	7/25/2018	0.04290	0.00656
FT7170 BALANCED INCOME SELECT PORTFOLIO SERIES 74	35-7195245	30306G854	30306G821	30306G847	30306G839		FECHAX	8/25/2018	0.03690	0.00565
FT7170 BALANCED INCOME SELECT PORTFOLIO SERIES 74	35-7195245	30306G854	30306G821	30306G847	30306G839		FECHAX	9/25/2018	0.04700	0.00719
FT7170 BALANCED INCOME SELECT PORTFOLIO SERIES 74	35-7195245	30306G854	30306G821	30306G847	30306G839		FECHAX	10/25/2018	0.04130	0.00632
FT7170 BALANCED INCOME SELECT PORTFOLIO SERIES 74	35-7195245	30306G854	30306G821	30306G847	30306G839		FECHAX	11/25/2018	0.03500	0.00536
FT7170 BALANCED INCOME SELECT PORTFOLIO SERIES 74	35-7195245	30306G854	30306G821	30306G847	30306G839		FECHAX	12/25/2018	0.04560	0.00698
FT7136 PREFERRED INCOME PORTFOLIO SERIES 93	35-2609429	30306X105	30306X113	30306X139	30306X121		FYAPMX	1/25/2018	0.01600	0.00792
FT7136 PREFERRED INCOME PORTFOLIO SERIES 93	35-2609429	30306X105	30306X113	30306X139	30306X121		FYAPMX	2/25/2018	0.04210	0.02084
FT7136 PREFERRED INCOME PORTFOLIO SERIES 93	35-2609429	30306X105	30306X113	30306X139	30306X121		FYAPMX	3/25/2018	0.04210	0.02084
FT7136 PREFERRED INCOME PORTFOLIO SERIES 93	35-2609429	30306X105	30306X113	30306X139	30306X121		FYAPMX	4/25/2018	0.04270	0.02113
FT7136 PREFERRED INCOME PORTFOLIO SERIES 93	35-2609429	30306X105	30306X113	30306X139	30306X121		FYAPMX	5/25/2018	0.04270	0.02113
FT7136 PREFERRED INCOME PORTFOLIO SERIES 93	35-2609429	30306X105	30306X113	30306X139	30306X121		FYAPMX	6/25/2018	0.04270	0.02113
FT7136 PREFERRED INCOME PORTFOLIO SERIES 93	35-2609429	30306X105	30306X113	30306X139	30306X121		FYAPMX	7/25/2018	0.04120	0.02039
FT7136 PREFERRED INCOME PORTFOLIO SERIES 93	35-2609429	30306X105	30306X113	30306X139	30306X121		FYAPMX	8/25/2018	0.04120	0.02039
FT7136 PREFERRED INCOME PORTFOLIO SERIES 93	35-2609429	30306X105	30306X113	30306X139	30306X121		FYAPMX	9/25/2018	0.04120	0.02039
FT7136 PREFERRED INCOME PORTFOLIO SERIES 93	35-2609429	30306X105	30306X113	30306X139	30306X121		FYAPMX	10/25/2018	0.04120	0.02039
FT7136 PREFERRED INCOME PORTFOLIO SERIES 93	35-2609429	30306X105	30306X113	30306X139	30306X121		FYAPMX	11/25/2018	0.04120	0.02039
FT7136 PREFERRED INCOME PORTFOLIO SERIES 93	35-2609429	30306X105	30306X113	30306X139	30306X121		FYAPMX	11/25/2018	0.38790	0.19197
FT7136 PREFERRED INCOME PORTFOLIO SERIES 93	35-2609429	30306X105	30306X113	30306X139	30306X121		FYAPMX	12/25/2018	0.04120	0.02039
FT7163 TACTICAL INCOME PORTFOLIO SERIES 51	35-2615544	30306X188	30306X204	30306X212	30306X196		FERGWX	3/25/2018	0.04700	0.00529
FT7163 TACTICAL INCOME PORTFOLIO SERIES 51	35-2615544	30306X188	30306X204	30306X212	30306X196		FERGWX	4/25/2018	0.06270	0.00706
FT7163 TACTICAL INCOME PORTFOLIO SERIES 51	35-2615544	30306X188	30306X204	30306X212	30306X196		FERGWX	4/25/2018	0.05560	0.00626
FT7163 TACTICAL INCOME PORTFOLIO SERIES 51	35-2615544	30306X188	30306X204	30306X212	30306X196		FERGWX	5/25/2018	0.04410	0.00497
FT7163 TACTICAL INCOME PORTFOLIO SERIES 51	35-2615544	30306X188	30306X204	30306X212	30306X196		FERGWX	6/25/2018	0.05890	0.00663
FT7163 TACTICAL INCOME PORTFOLIO SERIES 51	35-2615544	30306X188	30306X204	30306X212	30306X196		FERGWX	7/25/2018	0.05650	0.00636
FT7163 TACTICAL INCOME PORTFOLIO SERIES 51	35-2615544	30306X188	30306X204	30306X212	30306X196		FERGWX	8/25/2018	0.04860	0.00547
FT7163 TACTICAL INCOME PORTFOLIO SERIES 51	35-2615544	30306X188	30306X204	30306X212	30306X196		FERGWX	9/25/2018	0.07280	0.00817
FT7163 TACTICAL INCOME PORTFOLIO SERIES 51	35-2615544	30306X188	30306X204	30306X212	30306X196		FERGWX	10/25/2018	0.04950	0.00557
FT7163 TACTICAL INCOME PORTFOLIO SERIES 51	35-2615544	30306X188	30306X204	30306X212	30306X196		FERGWX	11/25/2018	0.04170	0.00470
FT7163 TACTICAL INCOME PORTFOLIO SERIES 51	35-2615544	30306X188	30306X204	30306X212	30306X196		FERGWX	12/25/2018	0.05350	0.00602
FT7123 CORE THREE CLOSED-END ALLOCATION PORTFOLIO SERIES 33	35-7195234	30306X246	30306X238	30306X253	30306X220		FZHSVX	2/25/2018	0.03170	0.00724
FT7123 CORE THREE CLOSED-END ALLOCATION PORTFOLIO SERIES 33	35-7195234	30306X246	30306X238	30306X253	30306X220		FZHSVX	3/25/2018	0.05100	0.01164
FT7123 CORE THREE CLOSED-END ALLOCATION PORTFOLIO SERIES 33	35-7195234	30306X246	30306X238	30306X253	30306X220		FZHSVX	4/25/2018	0.05130	0.01171
FT7123 CORE THREE CLOSED-END ALLOCATION PORTFOLIO SERIES 33	35-7195234	30306X246	30306X238	30306X253	30306X220		FZHSVX	5/25/2018	0.05590	0.01276
FT7123 CORE THREE CLOSED-END ALLOCATION PORTFOLIO SERIES 33	35-7195234	30306X246	30306X238	30306X253	30306X220		FZHSVX	6/25/2018	0.05130	0.01171
FT7123 CORE THREE CLOSED-END ALLOCATION PORTFOLIO SERIES 33	35-7195234	30306X246	30306X238	30306X253	30306X220		FZHSVX	7/25/2018	0.04930	0.01126
FT7123 CORE THREE CLOSED-END ALLOCATION PORTFOLIO SERIES 33	35-7195234	30306X246	30306X238	30306X253	30306X220		FZHSVX	8/25/2018	0.05380	0.01228
FT7123 CORE THREE CLOSED-END ALLOCATION PORTFOLIO SERIES 33	35-7195234	30306X246	30306X238	30306X253	30306X220		FZHSVX	9/25/2018	0.04930	0.01126

Issuer's Name	EIN	CUSIP 1	CUSIP 2	CUSIP 3	CUSIP 4	CUSIP 5	Ticker Symbol	Date of Corporate Action	Distribution Per Unit	Per Unit Reduction of Taxpayer's Basis
FT7123 CORE THREE CLOSED-END ALLOCATION PORTFOLIO SERIES 33	35-7195234	30306X246	30306X238	30306X253	30306X220		FZHSVX	10/25/2018	0.05010	0.01144
FT7123 CORE THREE CLOSED-END ALLOCATION PORTFOLIO SERIES 33	35-7195234	30306X246	30306X238	30306X253	30306X220		FZHSVX	11/25/2018	0.05010	0.01144
FT7123 CORE THREE CLOSED-END ALLOCATION PORTFOLIO SERIES 33	35-7195234	30306X246	30306X238	30306X253	30306X220		FZHSVX	12/25/2018	0.03300	0.00753
FT7123 CORE THREE CLOSED-END ALLOCATION PORTFOLIO SERIES 33	35-7195234	30306X246	30306X238	30306X253	30306X220		FZHSVX	12/25/2018	0.05010	0.01144
FT7124 EMERGING MARKETS STRENGTH PORTFOLIO SERIES 39	35-7195235	30306X329	30306X337	30306X311	30306X303		FKEHTX	4/25/2018	0.22270	0.13186
FT7124 EMERGING MARKETS STRENGTH PORTFOLIO SERIES 39	35-7195235	30306X329	30306X337	30306X311	30306X303		FKEHTX	6/25/2018	0.06150	0.03641
FT7124 EMERGING MARKETS STRENGTH PORTFOLIO SERIES 39	35-7195235	30306X329	30306X337	30306X311	30306X303		FKEHTX	12/25/2018	0.08510	0.05039
FT7140 TWELVE BALANCED PORTFOLIO SERIES	35-7195236	30306X360	30306X345	30306X352	30306X378		FNCMQX	6/25/2018	0.03170	0.00031
FT7140 TWELVE BALANCED PORTFOLIO SERIES	35-7195236	30306X360	30306X345	30306X352	30306X378		FNCMQX	12/25/2018	0.08770	0.00085
FT7140 TWELVE BALANCED PORTFOLIO SERIES	35-7195236	30306X360	30306X345	30306X352	30306X378		FNCMQX	1/8/2019	0.03360	0.00033
FT7167 INTERNATIONAL CAPITAL STRENGTH PORTFOLIO SERIES 37	35-2615570	30306X394	30306X410	30306X386	30306X402		FTUJAX	6/25/2018	0.09220	0.01209
FT7167 INTERNATIONAL CAPITAL STRENGTH PORTFOLIO SERIES 37	35-2615570	30306X394	30306X410	30306X386	30306X402		FTUJAX	12/25/2018	0.06870	0.00901
FT7167 INTERNATIONAL CAPITAL STRENGTH PORTFOLIO SERIES 37	35-2615570	30306X394	30306X410	30306X386	30306X402		FTUJAX	12/25/2018	0.00420	0.00055
FT7167 SMID CAPITAL STRENGTH PORTFOLIO SERIES 37	35-2615571	30306X428	30306X451	30306X444	30306X436		FRJTNX	6/25/2018	0.02400	0.00340
FT7167 SMID CAPITAL STRENGTH PORTFOLIO SERIES 37	35-2615571	30306X428	30306X451	30306X444	30306X436		FRJTNX	12/25/2018	0.03450	0.00488
FT7157 US EQUITY CLOSED END PORTFOLIO SERIES 26	35-7195214	30306X477	30306X493	30306X485	30306X469		FPNCMX	2/25/2018	0.05400	0.02399
FT7157 US EQUITY CLOSED END PORTFOLIO SERIES 26	35-7195214	30306X477	30306X493	30306X485	30306X469		FPNCMX	3/25/2018	0.05680	0.02523
FT7157 US EQUITY CLOSED END PORTFOLIO SERIES 26	35-7195214	30306X477	30306X493	30306X485	30306X469		FPNCMX	4/25/2018	0.05720	0.02541
FT7157 US EQUITY CLOSED END PORTFOLIO SERIES 26	35-7195214	30306X477	30306X493	30306X485	30306X469		FPNCMX	5/25/2018	0.06980	0.03101
FT7157 US EQUITY CLOSED END PORTFOLIO SERIES 26	35-7195214	30306X477	30306X493	30306X485	30306X469		FPNCMX	6/25/2018	0.05720	0.02541
FT7157 US EQUITY CLOSED END PORTFOLIO SERIES 26	35-7195214	30306X477	30306X493	30306X485	30306X469		FPNCMX	7/25/2018	0.05500	0.02443
FT7157 US EQUITY CLOSED END PORTFOLIO SERIES 26	35-7195214	30306X477	30306X493	30306X485	30306X469		FPNCMX	8/25/2018	0.06720	0.02985
FT7157 US EQUITY CLOSED END PORTFOLIO SERIES 26	35-7195214	30306X477	30306X493	30306X485	30306X469		FPNCMX	9/25/2018	0.05500	0.02443
FT7157 US EQUITY CLOSED END PORTFOLIO SERIES 26	35-7195214	30306X477	30306X493	30306X485	30306X469		FPNCMX	10/25/2018	0.05930	0.02634
FT7157 US EQUITY CLOSED END PORTFOLIO SERIES 26	35-7195214	30306X477	30306X493	30306X485	30306X469		FPNCMX	11/25/2018	0.05930	0.02634
FT7157 US EQUITY CLOSED END PORTFOLIO SERIES 26	35-7195214	30306X477	30306X493	30306X485	30306X469		FPNCMX	12/25/2018	0.05930	0.02634
FT7157 US EQUITY CLOSED END PORTFOLIO SERIES 26	35-7195214	30306X477	30306X493	30306X485	30306X469		FPNCMX	12/25/2018	0.20960	0.09310
FT7158 BALANCED INCOME PORTFOLIO SERIES 60	35-7195222	30306X535	30306X527	30306X501	30306X519		FKQYZX	3/25/2018	0.05420	0.00658
FT7158 BALANCED INCOME PORTFOLIO SERIES 60	35-7195222	30306X535	30306X527	30306X501	30306X519		FKQYZX	4/25/2018	0.04240	0.00515
FT7158 BALANCED INCOME PORTFOLIO SERIES 60	35-7195222	30306X535	30306X527	30306X501	30306X519		FKQYZX	5/25/2018	0.03400	0.00413
FT7158 BALANCED INCOME PORTFOLIO SERIES 60	35-7195222	30306X535	30306X527	30306X501	30306X519		FKQYZX	6/25/2018	0.04530	0.00550
FT7158 BALANCED INCOME PORTFOLIO SERIES 60	35-7195222	30306X535	30306X527	30306X501	30306X519		FKQYZX	7/25/2018	0.03880	0.00471
FT7158 BALANCED INCOME PORTFOLIO SERIES 60	35-7195222	30306X535	30306X527	30306X501	30306X519		FKQYZX	8/25/2018	0.03440	0.00418
FT7158 BALANCED INCOME PORTFOLIO SERIES 60	35-7195222	30306X535	30306X527	30306X501	30306X519		FKQYZX	9/25/2018	0.04670	0.00567
FT7158 BALANCED INCOME PORTFOLIO SERIES 60	35-7195222	30306X535	30306X527	30306X501	30306X519		FKQYZX	10/25/2018	0.03640	0.00442
FT7158 BALANCED INCOME PORTFOLIO SERIES 60	35-7195222	30306X535	30306X527	30306X501	30306X519		FKQYZX	11/25/2018	0.03290	0.00399
FT7158 BALANCED INCOME PORTFOLIO SERIES 60	35-7195222	30306X535	30306X527	30306X501	30306X519		FKQYZX	12/25/2018	0.04880	0.00592
FT7168 DEEP VALUE DIVIDEND OPPORTUNITY PORTFOLIO SERIES 3	35-7195223	30306X543	30306X576	30306X568	30306X550		FPYOBX	3/25/2018	0.04110	0.02311
FT7168 DEEP VALUE DIVIDEND OPPORTUNITY PORTFOLIO SERIES 3	35-7195223	30306X543	30306X576	30306X568	30306X550		FPYOBX	4/25/2018	0.02740	0.01540
FT7168 DEEP VALUE DIVIDEND OPPORTUNITY PORTFOLIO SERIES 3	35-7195223	30306X543	30306X576	30306X568	30306X550		FPYOBX	6/25/2018	0.03330	0.01872
FT7168 DEEP VALUE DIVIDEND OPPORTUNITY PORTFOLIO SERIES 3	35-7195223	30306X543	30306X576	30306X568	30306X550		FPYOBX	7/25/2018	0.04230	0.02378
FT7168 DEEP VALUE DIVIDEND OPPORTUNITY PORTFOLIO SERIES 3	35-7195223	30306X543	30306X576	30306X568	30306X550		FPYOBX	8/25/2018	0.01020	0.00573
FT7168 DEEP VALUE DIVIDEND OPPORTUNITY PORTFOLIO SERIES 3	35-7195223	30306X543	30306X576	30306X568	30306X550		FPYOBX	9/25/2018	0.02820	0.01585
FT7168 DEEP VALUE DIVIDEND OPPORTUNITY PORTFOLIO SERIES 3	35-7195223	30306X543	30306X576	30306X568	30306X550		FPYOBX	10/25/2018	0.03890	0.02187
FT7168 DEEP VALUE DIVIDEND OPPORTUNITY PORTFOLIO SERIES 3	35-7195223	30306X543	30306X576	30306X568	30306X550		FPYOBX	11/25/2018	0.05680	0.28492
FT7168 DEEP VALUE DIVIDEND OPPORTUNITY PORTFOLIO SERIES 3	35-7195223	30306X543	30306X576	30306X568	30306X550		FPYOBX	12/25/2018	0.03910	0.02198
FT7146 INCOME DIVIDEND EQUITY ALLOCATION IDEA PORTSER 15	35-7195239	30306X592	30306X618	30306X600	30306X584		FQMWLX	3/25/2018	0.02240	0.00144
FT7146 INCOME DIVIDEND EQUITY ALLOCATION IDEA PORTSER 15	35-7195239	30306X592	30306X618	30306X600	30306X584		FQMWLX	4/25/2018	0.01300	0.00084
FT7146 INCOME DIVIDEND EQUITY ALLOCATION IDEA PORTSER 15	35-7195239	30306X592	30306X618	30306X600	30306X584		FQMWLX	5/25/2018	0.01870	0.00120
FT7146 INCOME DIVIDEND EQUITY ALLOCATION IDEA PORTSER 15	35-7195239	30306X592	30306X618	30306X600	30306X584		FQMWLX	6/25/2018	0.02230	0.00144
FT7146 INCOME DIVIDEND EQUITY ALLOCATION IDEA PORTSER 15	35-7195239	30306X592	30306X618	30306X600	30306X584		FQMWLX	7/25/2018	0.01400	0.00090
FT7146 INCOME DIVIDEND EQUITY ALLOCATION IDEA PORTSER 15	35-7195239	30306X592	30306X618	30306X600	30306X584		FQMWLX	8/25/2018	0.01100	0.00071
FT7146 INCOME DIVIDEND EQUITY ALLOCATION IDEA PORTSER 15	35-7195239	30306X592	30306X618	30306X600	30306X584		FQMWLX	9/25/2018	0.01820	0.00117
FT7146 INCOME DIVIDEND EQUITY ALLOCATION IDEA PORTSER 15	35-7195239	30306X592	30306X618	30306X600	30306X584		FQMWLX	10/25/2018	0.01440	0.00093
FT7146 INCOME DIVIDEND EQUITY ALLOCATION IDEA PORTSER 15	35-7195239	30306X592	30306X618	30306X600	30306X584		FQMWLX	11/25/2018	0.01080	0.00070
FT7146 INCOME DIVIDEND EQUITY ALLOCATION IDEA PORTSER 15	35-7195239	30306X592	30306X618	30306X600	30306X584		FQMWLX	12/25/2018	0.02040	0.00131
FT7189 HIGH YIELD INCOME CLOSED END PORTFOLIO SERIES 80	35-7195202	30306X634	30306X642	30306X659	30306X626		FNEVJX	2/25/2018	0.07510	0.00345
FT7189 HIGH YIELD INCOME CLOSED END PORTFOLIO SERIES 80	35-7195202	30306X634	30306X642	30306X659	30306X626		FNEVJX	3/25/2018	0.06210	0.00285

Issuer's Name	EIN	CUSIP 1	CUSIP 2	CUSIP 3	CUSIP 4	CUSIP 5	Ticker Symbol	Date of Corporate Action	Distribution Per Unit	Per Unit Reduction of Taxpayer's Basis
FT7189 HIGH YIELD INCOME CLOSED END PORTFOLIO SERIES 80	35-7195202	30306X634	30306X642	30306X659	30306X626		FNEVJX	4/25/2018	0.06130	0.00281
FT7189 HIGH YIELD INCOME CLOSED END PORTFOLIO SERIES 80	35-7195202	30306X634	30306X642	30306X659	30306X626		FNEVJX	5/25/2018	0.06130	0.00281
FT7189 HIGH YIELD INCOME CLOSED END PORTFOLIO SERIES 80	35-7195202	30306X634	30306X642	30306X659	30306X626		FNEVJX	6/25/2018	0.06130	0.00281
FT7189 HIGH YIELD INCOME CLOSED END PORTFOLIO SERIES 80	35-7195202	30306X634	30306X642	30306X659	30306X626		FNEVJX	7/25/2018	0.05980	0.00274
FT7189 HIGH YIELD INCOME CLOSED END PORTFOLIO SERIES 80	35-7195202	30306X634	30306X642	30306X659	30306X626		FNEVJX	8/25/2018	0.05980	0.00274
FT7189 HIGH YIELD INCOME CLOSED END PORTFOLIO SERIES 80	35-7195202	30306X634	30306X642	30306X659	30306X626		FNEVJX	9/25/2018	0.05980	0.00274
FT7189 HIGH YIELD INCOME CLOSED END PORTFOLIO SERIES 80	35-7195202	30306X634	30306X642	30306X659	30306X626		FNEVJX	10/25/2018	0.06080	0.00279
FT7189 HIGH YIELD INCOME CLOSED END PORTFOLIO SERIES 80	35-7195202	30306X634	30306X642	30306X659	30306X626		FNEVJX	11/25/2018	0.06080	0.00279
FT7189 HIGH YIELD INCOME CLOSED END PORTFOLIO SERIES 80	35-7195202	30306X634	30306X642	30306X659	30306X626		FNEVJX	12/25/2018	0.06080	0.00279
FT7147 HIGH DIVIDEND EQUITY OPPORTUNITY PORTFOLIO SERIES 3	35-7195233	30306X675	30306X683	30306X691	30306X667		FYIHOX	3/25/2018	0.05140	0.03435
FT7147 HIGH DIVIDEND EQUITY OPPORTUNITY PORTFOLIO SERIES 3	35-7195233	30306X675	30306X683	30306X691	30306X667		FYIHOX	4/25/2018	0.01810	0.01209
FT7147 HIGH DIVIDEND EQUITY OPPORTUNITY PORTFOLIO SERIES 3	35-7195233	30306X675	30306X683	30306X691	30306X667		FYIHOX	6/25/2018	0.05990	0.04003
FT7147 HIGH DIVIDEND EQUITY OPPORTUNITY PORTFOLIO SERIES 3	35-7195233	30306X675	30306X683	30306X691	30306X667		FYIHOX	7/25/2018	0.02320	0.01550
FT7147 HIGH DIVIDEND EQUITY OPPORTUNITY PORTFOLIO SERIES 3	35-7195233	30306X675	30306X683	30306X691	30306X667		FYIHOX	9/25/2018	0.06370	0.04256
FT7147 HIGH DIVIDEND EQUITY OPPORTUNITY PORTFOLIO SERIES 3	35-7195233	30306X675	30306X683	30306X691	30306X667		FYIHOX	10/25/2018	0.02040	0.01363
FT7147 HIGH DIVIDEND EQUITY OPPORTUNITY PORTFOLIO SERIES 3	35-7195233	30306X675	30306X683	30306X691	30306X667		FYIHOX	11/25/2018	0.05260	0.03584
FT7147 HIGH DIVIDEND EQUITY OPPORTUNITY PORTFOLIO SERIES 3	35-7195233	30306X675	30306X683	30306X691	30306X667		FYIHOX	12/25/2018	0.06200	0.04143
FT7160 BALANCED INCOME EQUITY AND ETF PORTFOLIO SERIES 30	35-2615546	30306X717	30306X725	30306X733	30306X709		FDKNRX	3/25/2018	0.05080	0.00408
FT7160 BALANCED INCOME EQUITY AND ETF PORTFOLIO SERIES 30	35-2615546	30306X717	30306X725	30306X733	30306X709		FDKNRX	4/25/2018	0.02150	0.00173
FT7160 BALANCED INCOME EQUITY AND ETF PORTFOLIO SERIES 30	35-2615546	30306X717	30306X725	30306X733	30306X709		FDKNRX	5/25/2018	0.02960	0.00238
FT7160 BALANCED INCOME EQUITY AND ETF PORTFOLIO SERIES 30	35-2615546	30306X717	30306X725	30306X733	30306X709		FDKNRX	6/25/2018	0.04030	0.00324
FT7160 BALANCED INCOME EQUITY AND ETF PORTFOLIO SERIES 30	35-2615546	30306X717	30306X725	30306X733	30306X709		FDKNRX	7/25/2018	0.02250	0.00181
FT7160 BALANCED INCOME EQUITY AND ETF PORTFOLIO SERIES 30	35-2615546	30306X717	30306X725	30306X733	30306X709		FDKNRX	8/25/2018	0.02420	0.00195
FT7160 BALANCED INCOME EQUITY AND ETF PORTFOLIO SERIES 30	35-2615546	30306X717	30306X725	30306X733	30306X709		FDKNRX	9/25/2018	0.04580	0.00368
FT7160 BALANCED INCOME EQUITY AND ETF PORTFOLIO SERIES 30	35-2615546	30306X717	30306X725	30306X733	30306X709		FDKNRX	10/25/2018	0.01980	0.00159
FT7160 BALANCED INCOME EQUITY AND ETF PORTFOLIO SERIES 30	35-2615546	30306X717	30306X725	30306X733	30306X709		FDKNRX	11/25/2018	0.02590	0.00208
FT7160 BALANCED INCOME EQUITY AND ETF PORTFOLIO SERIES 30	35-2615546	30306X717	30306X725	30306X733	30306X709		FDKNRX	12/25/2018	0.04240	0.00341
FT7148 BALANCED INCOME EQUITY AND ETF OPPORTUNITY PORT SER 3	35-7195237	30306X774	30306X741	30306X766	30306X758		FSKPJX	2/25/2018	0.01140	0.00098
FT7148 BALANCED INCOME EQUITY AND ETF OPPORTUNITY PORT SER 3	35-7195237	30306X774	30306X741	30306X766	30306X758		FSKPJX	3/25/2018	0.03910	0.00335
FT7148 BALANCED INCOME EQUITY AND ETF OPPORTUNITY PORT SER 3	35-7195237	30306X774	30306X741	30306X766	30306X758		FSKPJX	4/25/2018	0.02090	0.00179
FT7148 BALANCED INCOME EQUITY AND ETF OPPORTUNITY PORT SER 3	35-7195237	30306X774	30306X741	30306X766	30306X758		FSKPJX	5/25/2018	0.02220	0.00190
FT7148 BALANCED INCOME EQUITY AND ETF OPPORTUNITY PORT SER 3	35-7195237	30306X774	30306X741	30306X766	30306X758		FSKPJX	6/25/2018	0.04140	0.00354
FT7148 BALANCED INCOME EQUITY AND ETF OPPORTUNITY PORT SER 3	35-7195237	30306X774	30306X741	30306X766	30306X758		FSKPJX	7/25/2018	0.02240	0.00192
FT7148 BALANCED INCOME EQUITY AND ETF OPPORTUNITY PORT SER 3	35-7195237	30306X774	30306X741	30306X766	30306X758		FSKPJX	8/25/2018	0.02430	0.00208
FT7148 BALANCED INCOME EQUITY AND ETF OPPORTUNITY PORT SER 3	35-7195237	30306X774	30306X741	30306X766	30306X758		FSKPJX	9/25/2018	0.04350	0.00372
FT7148 BALANCED INCOME EQUITY AND ETF OPPORTUNITY PORT SER 3	35-7195237	30306X774	30306X741	30306X766	30306X758		FSKPJX	10/25/2018	0.01970	0.00169
FT7148 BALANCED INCOME EQUITY AND ETF OPPORTUNITY PORT SER 3	35-7195237	30306X774	30306X741	30306X766	30306X758		FSKPJX	11/25/2018	0.02590	0.00222
FT7148 BALANCED INCOME EQUITY AND ETF OPPORTUNITY PORT SER 3	35-7195237	30306X774	30306X741	30306X766	30306X758		FSKPJX	12/25/2018	0.04380	0.00375
FT7153 HEALTH CARE OPPORTUNITY PORTFOLIO SERIES 3	35-7195255	30306X808	30306X790	30306X816	30306X782		FZLHUX	6/25/2018	0.03990	0.01120
FT7153 HEALTH CARE OPPORTUNITY PORTFOLIO SERIES 3	35-7195255	30306X808	30306X790	30306X816	30306X782		FZLHUX	12/25/2018	0.04220	0.01185
FT7154 MULTI SECTOR INCOME PORTFOLIO SERIES 39	35-7195256	30306X857	30306X824	30306X832	30306X840		FAVKMX	3/25/2018	0.04650	0.01255
FT7154 MULTI SECTOR INCOME PORTFOLIO SERIES 39	35-7195256	30306X857	30306X824	30306X832	30306X840		FAVKMX	4/25/2018	0.04600	0.01241
FT7154 MULTI SECTOR INCOME PORTFOLIO SERIES 39	35-7195256	30306X857	30306X824	30306X832	30306X840		FAVKMX	5/25/2018	0.02900	0.00782
FT7154 MULTI SECTOR INCOME PORTFOLIO SERIES 39	35-7195256	30306X857	30306X824	30306X832	30306X840		FAVKMX	6/25/2018	0.05900	0.01592
FT7154 MULTI SECTOR INCOME PORTFOLIO SERIES 39	35-7195256	30306X857	30306X824	30306X832	30306X840		FAVKMX	7/25/2018	0.03990	0.01077
FT7154 MULTI SECTOR INCOME PORTFOLIO SERIES 39	35-7195256	30306X857	30306X824	30306X832	30306X840		FAVKMX	8/25/2018	0.02820	0.00761
FT7154 MULTI SECTOR INCOME PORTFOLIO SERIES 39	35-7195256	30306X857	30306X824	30306X832	30306X840		FAVKMX	9/25/2018	0.05060	0.01365
FT7154 MULTI SECTOR INCOME PORTFOLIO SERIES 39	35-7195256	30306X857	30306X824	30306X832	30306X840		FAVKMX	10/25/2018	0.03470	0.00936
FT7154 MULTI SECTOR INCOME PORTFOLIO SERIES 39	35-7195256	30306X857	30306X824	30306X832	30306X840		FAVKMX	11/25/2018	0.02470	0.00666
FT7154 MULTI SECTOR INCOME PORTFOLIO SERIES 39	35-7195256	30306X857	30306X824	30306X832	30306X840		FAVKMX	12/25/2018	0.00300	0.00081
FT7154 MULTI SECTOR INCOME PORTFOLIO SERIES 39	35-7195256	30306X857	30306X824	30306X832	30306X840		FAVKMX	12/25/2018	0.05250	0.01416
FT7172 SENIOR LOAN LIMIT DURATION OPPORTUNITIES CLSD END 52	35-7195247	30306Y137	30306Y103	30306Y111	30306Y129		FYGKRX	2/25/2018	0.02930	0.00110
FT7172 SENIOR LOAN LIMIT DURATION OPPORTUNITIES CLSD END 52	35-7195247	30306Y137	30306Y103	30306Y111	30306Y129		FYGKRX	3/25/2018	0.05980	0.00224
FT7172 SENIOR LOAN LIMIT DURATION OPPORTUNITIES CLSD END 52	35-7195247	30306Y137	30306Y103	30306Y111	30306Y129		FYGKRX	4/25/2018	0.05960	0.00224
FT7172 SENIOR LOAN LIMIT DURATION OPPORTUNITIES CLSD END 52	35-7195247	30306Y137	30306Y103	30306Y111	30306Y129		FYGKRX	5/25/2018	0.05960	0.00224
FT7172 SENIOR LOAN LIMIT DURATION OPPORTUNITIES CLSD END 52	35-7195247	30306Y137	30306Y103	30306Y111	30306Y129		FYGKRX	6/25/2018	0.05960	0.00224
FT7172 SENIOR LOAN LIMIT DURATION OPPORTUNITIES CLSD END 52	35-7195247	30306Y137	30306Y103	30306Y111	30306Y129		FYGKRX	7/25/2018	0.05860	0.00220
FT7172 SENIOR LOAN LIMIT DURATION OPPORTUNITIES CLSD END 52	35-7195247	30306Y137	30306Y103	30306Y111	30306Y129		FYGKRX	8/25/2018	0.05860	0.00220
FT7172 SENIOR LOAN LIMIT DURATION OPPORTUNITIES CLSD END 52	35-7195247	30306Y137	30306Y103	30306Y111	30306Y129		FYGKRX	9/25/2018	0.05860	0.00220
FT7172 SENIOR LOAN LIMIT DURATION OPPORTUNITIES CLSD END 52	35-7195247	30306Y137	30306Y103	30306Y111	30306Y129		FYGKRX	10/25/2018	0.05830	0.00219
FT7172 SENIOR LOAN LIMIT DURATION OPPORTUNITIES CLSD END 52	35-7195247	30306Y137	30306Y103	30306Y111	30306Y129		FYGKRX	11/25/2018	0.05830	0.00219

Issuer's Name	EIN	CUSIP 1	CUSIP 2	CUSIP 3	CUSIP 4	CUSIP 5	Ticker Symbol	Date of Corporate Action	Distribution Per Unit	Per Unit Reduction of Taxpayer's Basis
FT7172 SENIOR LOAN LIMIT DURATION OPPORTUNITIES CLSD END 52	35-7195247	30306Y137	30306Y103	30306Y111	30306Y129		FYGRKX	12/25/2018	0.05830	0.00219
FT7193 MUNICIPAL INCOME SELECT CLOSED END PORTFOLIO SERIES 92	35-7195224	30306Y160	30306Y145	30306Y178	30306Y152		FGEKX	2/25/2018	0.05020	0.00132
FT7193 MUNICIPAL INCOME SELECT CLOSED END PORTFOLIO SERIES 92	35-7195224	30306Y160	30306Y145	30306Y178	30306Y152		FGEKX	3/25/2018	0.04170	0.00109
FT7193 MUNICIPAL INCOME SELECT CLOSED END PORTFOLIO SERIES 92	35-7195224	30306Y160	30306Y145	30306Y178	30306Y152		FGEKX	4/25/2018	0.04170	0.00109
FT7193 MUNICIPAL INCOME SELECT CLOSED END PORTFOLIO SERIES 92	35-7195224	30306Y160	30306Y145	30306Y178	30306Y152		FGEKX	5/25/2018	0.04170	0.00109
FT7193 MUNICIPAL INCOME SELECT CLOSED END PORTFOLIO SERIES 92	35-7195224	30306Y160	30306Y145	30306Y178	30306Y152		FGEKX	6/25/2018	0.04170	0.00109
FT7193 MUNICIPAL INCOME SELECT CLOSED END PORTFOLIO SERIES 92	35-7195224	30306Y160	30306Y145	30306Y178	30306Y152		FGEKX	7/25/2018	0.03890	0.00102
FT7193 MUNICIPAL INCOME SELECT CLOSED END PORTFOLIO SERIES 92	35-7195224	30306Y160	30306Y145	30306Y178	30306Y152		FGEKX	8/25/2018	0.03890	0.00102
FT7193 MUNICIPAL INCOME SELECT CLOSED END PORTFOLIO SERIES 92	35-7195224	30306Y160	30306Y145	30306Y178	30306Y152		FGEKX	9/25/2018	0.03890	0.00102
FT7193 MUNICIPAL INCOME SELECT CLOSED END PORTFOLIO SERIES 92	35-7195224	30306Y160	30306Y145	30306Y178	30306Y152		FGEKX	10/25/2018	0.03780	0.00099
FT7193 MUNICIPAL INCOME SELECT CLOSED END PORTFOLIO SERIES 92	35-7195224	30306Y160	30306Y145	30306Y178	30306Y152		FGEKX	11/25/2018	0.03780	0.00099
FT7193 MUNICIPAL INCOME SELECT CLOSED END PORTFOLIO SERIES 92	35-7195224	30306Y160	30306Y145	30306Y178	30306Y152		FGEKX	12/25/2018	0.03780	0.00099
FT7194 DIV INC SELECT CLSD END PORTFOLIO SERIES 63	35-7195228	30306Y202	30306Y186	30306Y194	30306Y210		FGWLEX	2/25/2018	0.06440	0.03329
FT7194 DIV INC SELECT CLSD END PORTFOLIO SERIES 63	35-7195228	30306Y202	30306Y186	30306Y194	30306Y210		FGWLEX	3/25/2018	0.06680	0.03453
FT7194 DIV INC SELECT CLSD END PORTFOLIO SERIES 63	35-7195228	30306Y202	30306Y186	30306Y194	30306Y210		FGWLEX	4/25/2018	0.06660	0.03443
FT7194 DIV INC SELECT CLSD END PORTFOLIO SERIES 63	35-7195228	30306Y202	30306Y186	30306Y194	30306Y210		FGWLEX	5/25/2018	0.06660	0.03443
FT7194 DIV INC SELECT CLSD END PORTFOLIO SERIES 63	35-7195228	30306Y202	30306Y186	30306Y194	30306Y210		FGWLEX	6/25/2018	0.06660	0.03443
FT7194 DIV INC SELECT CLSD END PORTFOLIO SERIES 63	35-7195228	30306Y202	30306Y186	30306Y194	30306Y210		FGWLEX	7/25/2018	0.06440	0.03329
FT7194 DIV INC SELECT CLSD END PORTFOLIO SERIES 63	35-7195228	30306Y202	30306Y186	30306Y194	30306Y210		FGWLEX	8/25/2018	0.06440	0.03329
FT7194 DIV INC SELECT CLSD END PORTFOLIO SERIES 63	35-7195228	30306Y202	30306Y186	30306Y194	30306Y210		FGWLEX	9/25/2018	0.06440	0.03329
FT7194 DIV INC SELECT CLSD END PORTFOLIO SERIES 63	35-7195228	30306Y202	30306Y186	30306Y194	30306Y210		FGWLEX	10/25/2018	0.06340	0.03277
FT7194 DIV INC SELECT CLSD END PORTFOLIO SERIES 63	35-7195228	30306Y202	30306Y186	30306Y194	30306Y210		FGWLEX	11/25/2018	0.06340	0.03277
FT7194 DIV INC SELECT CLSD END PORTFOLIO SERIES 63	35-7195228	30306Y202	30306Y186	30306Y194	30306Y210		FGWLEX	12/25/2018	0.10390	0.05371
FT7194 DIV INC SELECT CLSD END PORTFOLIO SERIES 63	35-7195228	30306Y202	30306Y186	30306Y194	30306Y210		FGWLEX	12/25/2018	0.06340	0.03277
FT7135 CAPITAL STRENGTH PORTFOLIO SERIES 41	35-7195251	30306Y236	30306Y244	30306Y251	30306Y228		FPAPRX	6/25/2018	0.04560	0.00238
FT7135 CAPITAL STRENGTH PORTFOLIO SERIES 41	35-7195251	30306Y236	30306Y244	30306Y251	30306Y228		FPAPRX	12/25/2018	0.06720	0.00350
FT7155 PREFERRED INCOME OPPORTUNITY PORTFOLIO SERIES 8	35-7195252	30306Y277	30306Y293	30306Y285	30306Y269		FKSHPX	2/25/2018	0.01690	0.00170
FT7155 PREFERRED INCOME OPPORTUNITY PORTFOLIO SERIES 8	35-7195252	30306Y277	30306Y293	30306Y285	30306Y269		FKSHPX	3/25/2018	0.04340	0.00437
FT7155 PREFERRED INCOME OPPORTUNITY PORTFOLIO SERIES 8	35-7195252	30306Y277	30306Y293	30306Y285	30306Y269		FKSHPX	4/25/2018	0.04430	0.00446
FT7155 PREFERRED INCOME OPPORTUNITY PORTFOLIO SERIES 8	35-7195252	30306Y277	30306Y293	30306Y285	30306Y269		FKSHPX	5/25/2018	0.04430	0.00446
FT7155 PREFERRED INCOME OPPORTUNITY PORTFOLIO SERIES 8	35-7195252	30306Y277	30306Y293	30306Y285	30306Y269		FKSHPX	6/25/2018	0.04430	0.00446
FT7155 PREFERRED INCOME OPPORTUNITY PORTFOLIO SERIES 8	35-7195252	30306Y277	30306Y293	30306Y285	30306Y269		FKSHPX	7/25/2018	0.04330	0.00436
FT7155 PREFERRED INCOME OPPORTUNITY PORTFOLIO SERIES 8	35-7195252	30306Y277	30306Y293	30306Y285	30306Y269		FKSHPX	8/25/2018	0.04330	0.00436
FT7155 PREFERRED INCOME OPPORTUNITY PORTFOLIO SERIES 8	35-7195252	30306Y277	30306Y293	30306Y285	30306Y269		FKSHPX	9/25/2018	0.04330	0.00436
FT7155 PREFERRED INCOME OPPORTUNITY PORTFOLIO SERIES 8	35-7195252	30306Y277	30306Y293	30306Y285	30306Y269		FKSHPX	10/25/2018	0.04310	0.00434
FT7155 PREFERRED INCOME OPPORTUNITY PORTFOLIO SERIES 8	35-7195252	30306Y277	30306Y293	30306Y285	30306Y269		FKSHPX	11/25/2018	0.04310	0.00434
FT7155 PREFERRED INCOME OPPORTUNITY PORTFOLIO SERIES 8	35-7195252	30306Y277	30306Y293	30306Y285	30306Y269		FKSHPX	12/25/2018	0.04310	0.00434
FT7155 PREFERRED INCOME OPPORTUNITY PORTFOLIO SERIES 8	35-7195252	30306Y277	30306Y293	30306Y285	30306Y269		FKSHPX	1/8/2019	0.01240	0.00125
FT7138 MARKET STRENGTH ALLOCATION SELECT PORTFOLIO SERIES 30	35-7195259	30306Y327	30306Y335	30306Y301	30306Y319		FGLNCX	6/25/2018	0.05130	0.00425
FT7138 MARKET STRENGTH ALLOCATION SELECT PORTFOLIO SERIES 30	35-7195259	30306Y327	30306Y335	30306Y301	30306Y319		FGLNCX	12/25/2018	0.00110	0.00009
FT7138 MARKET STRENGTH ALLOCATION SELECT PORTFOLIO SERIES 30	35-7195259	30306Y327	30306Y335	30306Y301	30306Y319		FGLNCX	12/25/2018	0.07280	0.00604
FT7195 STRATEGIC INCOME ADVANTAGE SEL CLOSED END PORTSER 72	35-7195240	30306Y376	30306Y350	30306Y343	30306Y368		FRTBGX	2/25/2018	0.04200	0.01415
FT7195 STRATEGIC INCOME ADVANTAGE SEL CLOSED END PORTSER 72	35-7195240	30306Y376	30306Y350	30306Y343	30306Y368		FRTBGX	3/25/2018	0.05720	0.01928
FT7195 STRATEGIC INCOME ADVANTAGE SEL CLOSED END PORTSER 72	35-7195240	30306Y376	30306Y350	30306Y343	30306Y368		FRTBGX	3/25/2018	0.00040	0.00013
FT7195 STRATEGIC INCOME ADVANTAGE SEL CLOSED END PORTSER 72	35-7195240	30306Y376	30306Y350	30306Y343	30306Y368		FRTBGX	4/25/2018	0.05680	0.01914
FT7195 STRATEGIC INCOME ADVANTAGE SEL CLOSED END PORTSER 72	35-7195240	30306Y376	30306Y350	30306Y343	30306Y368		FRTBGX	5/25/2018	0.05680	0.01914
FT7195 STRATEGIC INCOME ADVANTAGE SEL CLOSED END PORTSER 72	35-7195240	30306Y376	30306Y350	30306Y343	30306Y368		FRTBGX	6/25/2018	0.05680	0.01914
FT7195 STRATEGIC INCOME ADVANTAGE SEL CLOSED END PORTSER 72	35-7195240	30306Y376	30306Y350	30306Y343	30306Y368		FRTBGX	7/25/2018	0.05440	0.01833
FT7195 STRATEGIC INCOME ADVANTAGE SEL CLOSED END PORTSER 72	35-7195240	30306Y376	30306Y350	30306Y343	30306Y368		FRTBGX	8/25/2018	0.05440	0.01833
FT7195 STRATEGIC INCOME ADVANTAGE SEL CLOSED END PORTSER 72	35-7195240	30306Y376	30306Y350	30306Y343	30306Y368		FRTBGX	9/25/2018	0.05440	0.01833
FT7195 STRATEGIC INCOME ADVANTAGE SEL CLOSED END PORTSER 72	35-7195240	30306Y376	30306Y350	30306Y343	30306Y368		FRTBGX	10/25/2018	0.05300	0.01786
FT7195 STRATEGIC INCOME ADVANTAGE SEL CLOSED END PORTSER 72	35-7195240	30306Y376	30306Y350	30306Y343	30306Y368		FRTBGX	11/25/2018	0.05300	0.01786
FT7195 STRATEGIC INCOME ADVANTAGE SEL CLOSED END PORTSER 72	35-7195240	30306Y376	30306Y350	30306Y343	30306Y368		FRTBGX	12/25/2018	0.03710	0.01250
FT7195 STRATEGIC INCOME ADVANTAGE SEL CLOSED END PORTSER 72	35-7195240	30306Y376	30306Y350	30306Y343	30306Y368		FRTBGX	12/25/2018	0.05300	0.01786
FT7196 STRATEGIC INCOME SELECT CLOSED END PORTFOLIO SER 33	35-7195248	30306Y418	30306Y400	30306Y392	30306Y384		FPBVX	2/25/2018	0.03010	0.00977
FT7196 STRATEGIC INCOME SELECT CLOSED END PORTFOLIO SER 33	35-7195248	30306Y418	30306Y400	30306Y392	30306Y384		FPBVX	3/25/2018	0.06450	0.02094
FT7196 STRATEGIC INCOME SELECT CLOSED END PORTFOLIO SER 33	35-7195248	30306Y418	30306Y400	30306Y392	30306Y384		FPBVX	4/25/2018	0.06490	0.02107
FT7196 STRATEGIC INCOME SELECT CLOSED END PORTFOLIO SER 33	35-7195248	30306Y418	30306Y400	30306Y392	30306Y384		FPBVX	5/25/2018	0.06490	0.02107
FT7196 STRATEGIC INCOME SELECT CLOSED END PORTFOLIO SER 33	35-7195248	30306Y418	30306Y400	30306Y392	30306Y384		FPBVX	6/25/2018	0.06490	0.02107
FT7196 STRATEGIC INCOME SELECT CLOSED END PORTFOLIO SER 33	35-7195248	30306Y418	30306Y400	30306Y392	30306Y384		FPBVX	7/25/2018	0.06260	0.02032

Issuer's Name	EIN	CUSIP 1	CUSIP 2	CUSIP 3	CUSIP 4	CUSIP 5	Ticker Symbol	Date of Corporate Action	Distribution Per Unit	Per Unit Reduction of Taxpayer's Basis
FT7196 STRATEGIC INCOME SELECT CLOSED END PORTFOLIO SER 33	35-7195248	30306Y418	30306Y400	30306Y392	30306Y384		FPBV LX	8/25/2018	0.06260	0.02032
FT7196 STRATEGIC INCOME SELECT CLOSED END PORTFOLIO SER 33	35-7195248	30306Y418	30306Y400	30306Y392	30306Y384		FPBV LX	9/25/2018	0.06260	0.02032
FT7196 STRATEGIC INCOME SELECT CLOSED END PORTFOLIO SER 33	35-7195248	30306Y418	30306Y400	30306Y392	30306Y384		FPBV LX	10/25/2018	0.06120	0.01987
FT7196 STRATEGIC INCOME SELECT CLOSED END PORTFOLIO SER 33	35-7195248	30306Y418	30306Y400	30306Y392	30306Y384		FPBV LX	11/25/2018	0.06120	0.01987
FT7196 STRATEGIC INCOME SELECT CLOSED END PORTFOLIO SER 33	35-7195248	30306Y418	30306Y400	30306Y392	30306Y384		FPBV LX	12/25/2018	0.02070	0.00672
FT7196 STRATEGIC INCOME SELECT CLOSED END PORTFOLIO SER 33	35-7195248	30306Y418	30306Y400	30306Y392	30306Y384		FPBV LX	12/25/2018	0.06120	0.01987
FT7198 CAROLINAS LEADERS PORTFOLIO SERIES	35-7195260	30306Y434	30306Y426	30306Y459	30306Y442		FYDRMX	5/25/2018	0.17190	0.10907
FT7198 CAROLINAS LEADERS PORTFOLIO SERIES	35-7195260	30306Y434	30306Y426	30306Y459	30306Y442		FYDRMX	6/25/2018	0.01520	0.00964
FT7198 CAROLINAS LEADERS PORTFOLIO SERIES	35-7195260	30306Y434	30306Y426	30306Y459	30306Y442		FYDRMX	12/25/2018	0.06170	0.03915
FT7137 DIVIDEND STRENGTH PORTFOLIO SERIES 39	35-7195258	30306Y491	30306Y483	30306Y467	30306Y475		FTPU EX	3/25/2018	0.02230	0.00062
FT7137 DIVIDEND STRENGTH PORTFOLIO SERIES 39	35-7195258	30306Y491	30306Y483	30306Y467	30306Y475		FTPU EX	4/25/2018	0.02470	0.00069
FT7137 DIVIDEND STRENGTH PORTFOLIO SERIES 39	35-7195258	30306Y491	30306Y483	30306Y467	30306Y475		FTPU EX	6/25/2018	0.02840	0.00079
FT7137 DIVIDEND STRENGTH PORTFOLIO SERIES 39	35-7195258	30306Y491	30306Y483	30306Y467	30306Y475		FTPU EX	7/25/2018	0.02490	0.00069
FT7137 DIVIDEND STRENGTH PORTFOLIO SERIES 39	35-7195258	30306Y491	30306Y483	30306Y467	30306Y475		FTPU EX	9/25/2018	0.02920	0.00081
FT7137 DIVIDEND STRENGTH PORTFOLIO SERIES 39	35-7195258	30306Y491	30306Y483	30306Y467	30306Y475		FTPU EX	10/25/2018	0.02590	0.00072
FT7137 DIVIDEND STRENGTH PORTFOLIO SERIES 39	35-7195258	30306Y491	30306Y483	30306Y467	30306Y475		FTPU EX	12/25/2018	0.03030	0.00085
FT7161 SABRIENT DIVIDEND PORTFOLIO SERIES 22	35-2615538	30306Y566	30306Y558	30306Y574	30306Y541		FRNUTX	3/25/2018	0.04480	0.02465
FT7161 SABRIENT DIVIDEND PORTFOLIO SERIES 22	35-2615538	30306Y566	30306Y558	30306Y574	30306Y541		FRNUTX	4/25/2018	0.04600	0.02531
FT7161 SABRIENT DIVIDEND PORTFOLIO SERIES 22	35-2615538	30306Y566	30306Y558	30306Y574	30306Y541		FRNUTX	5/25/2018	0.02280	0.01254
FT7161 SABRIENT DIVIDEND PORTFOLIO SERIES 22	35-2615538	30306Y566	30306Y558	30306Y574	30306Y541		FRNUTX	6/25/2018	0.05280	0.02905
FT7161 SABRIENT DIVIDEND PORTFOLIO SERIES 22	35-2615538	30306Y566	30306Y558	30306Y574	30306Y541		FRNUTX	7/25/2018	0.04560	0.02509
FT7161 SABRIENT DIVIDEND PORTFOLIO SERIES 22	35-2615538	30306Y566	30306Y558	30306Y574	30306Y541		FRNUTX	8/25/2018	0.02470	0.01359
FT7161 SABRIENT DIVIDEND PORTFOLIO SERIES 22	35-2615538	30306Y566	30306Y558	30306Y574	30306Y541		FRNUTX	9/25/2018	0.05130	0.02823
FT7161 SABRIENT DIVIDEND PORTFOLIO SERIES 22	35-2615538	30306Y566	30306Y558	30306Y574	30306Y541		FRNUTX	10/25/2018	0.03890	0.02140
FT7161 SABRIENT DIVIDEND PORTFOLIO SERIES 22	35-2615538	30306Y566	30306Y558	30306Y574	30306Y541		FRNUTX	10/25/2018	0.31760	0.17474
FT7161 SABRIENT DIVIDEND PORTFOLIO SERIES 22	35-2615538	30306Y566	30306Y558	30306Y574	30306Y541		FRNUTX	11/25/2018	0.03090	0.01700
FT7161 SABRIENT DIVIDEND PORTFOLIO SERIES 22	35-2615538	30306Y566	30306Y558	30306Y574	30306Y541		FRNUTX	11/25/2018	0.11650	0.06410
FT7161 SABRIENT DIVIDEND PORTFOLIO SERIES 22	35-2615538	30306Y566	30306Y558	30306Y574	30306Y541		FRNUTX	12/25/2018	0.04520	0.02487
FT7173 ELECTION PORTFOLIO 2016 SERIES 6	35-2615539	30306Y616	30306Y582	30306Y590	30306Y608		FPM CAX	6/25/2018	0.05190	0.00577
FT7173 ELECTION PORTFOLIO 2016 SERIES 6	35-2615539	30306Y616	30306Y582	30306Y590	30306Y608		FPM CAX	12/25/2018	0.07350	0.00817
FT7174 EQUITY INCOME OPPORTUNITY PORTFOLIO SERIES 3	35-2615540	30306Y657	30306Y640	30306Y624	30306Y632		FJLVYX	3/25/2018	0.03140	0.00342
FT7174 EQUITY INCOME OPPORTUNITY PORTFOLIO SERIES 3	35-2615540	30306Y657	30306Y640	30306Y624	30306Y632		FJLVYX	4/25/2018	0.01540	0.00168
FT7174 EQUITY INCOME OPPORTUNITY PORTFOLIO SERIES 3	35-2615540	30306Y657	30306Y640	30306Y624	30306Y632		FJLVYX	5/25/2018	0.02220	0.00242
FT7174 EQUITY INCOME OPPORTUNITY PORTFOLIO SERIES 3	35-2615540	30306Y657	30306Y640	30306Y624	30306Y632		FJLVYX	6/25/2018	0.03310	0.00361
FT7174 EQUITY INCOME OPPORTUNITY PORTFOLIO SERIES 3	35-2615540	30306Y657	30306Y640	30306Y624	30306Y632		FJLVYX	7/25/2018	0.01870	0.00204
FT7174 EQUITY INCOME OPPORTUNITY PORTFOLIO SERIES 3	35-2615540	30306Y657	30306Y640	30306Y624	30306Y632		FJLVYX	8/25/2018	0.01660	0.00181
FT7174 EQUITY INCOME OPPORTUNITY PORTFOLIO SERIES 3	35-2615540	30306Y657	30306Y640	30306Y624	30306Y632		FJLVYX	9/25/2018	0.03920	0.00427
FT7174 EQUITY INCOME OPPORTUNITY PORTFOLIO SERIES 3	35-2615540	30306Y657	30306Y640	30306Y624	30306Y632		FJLVYX	10/25/2018	0.01630	0.00178
FT7174 EQUITY INCOME OPPORTUNITY PORTFOLIO SERIES 3	35-2615540	30306Y657	30306Y640	30306Y624	30306Y632		FJLVYX	11/25/2018	0.01780	0.00194
FT7174 EQUITY INCOME OPPORTUNITY PORTFOLIO SERIES 3	35-2615540	30306Y657	30306Y640	30306Y624	30306Y632		FJLVYX	12/25/2018	0.03580	0.00390
FT7181 GLOBAL BOND INCOME CLOSED-END PORTFOLIO SERIES 28	35-2615592	30306Y764	30306Y756	30306Y772	30306Y749		FBTZPX	3/25/2018	0.02970	0.00770
FT7181 GLOBAL BOND INCOME CLOSED-END PORTFOLIO SERIES 28	35-2615592	30306Y764	30306Y756	30306Y772	30306Y749		FBTZPX	4/25/2018	0.06080	0.01575
FT7181 GLOBAL BOND INCOME CLOSED-END PORTFOLIO SERIES 28	35-2615592	30306Y764	30306Y756	30306Y772	30306Y749		FBTZPX	5/25/2018	0.06080	0.01575
FT7181 GLOBAL BOND INCOME CLOSED-END PORTFOLIO SERIES 28	35-2615592	30306Y764	30306Y756	30306Y772	30306Y749		FBTZPX	6/25/2018	0.06080	0.01575
FT7181 GLOBAL BOND INCOME CLOSED-END PORTFOLIO SERIES 28	35-2615592	30306Y764	30306Y756	30306Y772	30306Y749		FBTZPX	7/25/2018	0.05850	0.01516
FT7181 GLOBAL BOND INCOME CLOSED-END PORTFOLIO SERIES 28	35-2615592	30306Y764	30306Y756	30306Y772	30306Y749		FBTZPX	8/25/2018	0.05850	0.01516
FT7181 GLOBAL BOND INCOME CLOSED-END PORTFOLIO SERIES 28	35-2615592	30306Y764	30306Y756	30306Y772	30306Y749		FBTZPX	9/25/2018	0.05850	0.01516
FT7181 GLOBAL BOND INCOME CLOSED-END PORTFOLIO SERIES 28	35-2615592	30306Y764	30306Y756	30306Y772	30306Y749		FBTZPX	10/25/2018	0.05760	0.01492
FT7181 GLOBAL BOND INCOME CLOSED-END PORTFOLIO SERIES 28	35-2615592	30306Y764	30306Y756	30306Y772	30306Y749		FBTZPX	11/25/2018	0.05760	0.01492
FT7181 GLOBAL BOND INCOME CLOSED-END PORTFOLIO SERIES 28	35-2615592	30306Y764	30306Y756	30306Y772	30306Y749		FBTZPX	12/25/2018	0.05760	0.01492
FT7185 FINANCIALS SELECT PORTFOLIO SERIES 63	35-2615597	30306Y798	30306Y806	30306Y814	30306Y780		FSNYCX	6/25/2018	0.07350	0.00390
FT7185 FINANCIALS SELECT PORTFOLIO SERIES 63	35-2615597	30306Y798	30306Y806	30306Y814	30306Y780		FSNYCX	12/25/2018	0.08080	0.00429
FT7187 HEALTH CARE SELECT PORTFOLIO SERIES 49	35-2615602	30307A112	30307A138	30307A120	30307A104		FLSMCX	6/25/2018	0.03060	0.00360
FT7187 HEALTH CARE SELECT PORTFOLIO SERIES 49	35-2615602	30307A112	30307A138	30307A120	30307A104		FLSMCX	12/25/2018	0.03600	0.00424
FT7187 HEALTH CARE SELECT PORTFOLIO SERIES 49	35-2615602	30307A112	30307A138	30307A120	30307A104		FLSMCX	12/25/2018	0.01260	0.00148
FT7191 CORE HOLDINGS GROWTH TRUST SPRING 2018 SERIES	35-2615608	30307A161	30307A146	30307A153	30307A179		FQTYAX	6/25/2018	0.05920	0.00334
FT7191 CORE HOLDINGS GROWTH TRUST SPRING 2018 SERIES	35-2615608	30307A161	30307A146	30307A153	30307A179		FQTYAX	12/25/2018	0.03380	0.00191
FT7191 CORE HOLDINGS GROWTH TRUST SPRING 2018 SERIES	35-2615608	30307A161	30307A146	30307A153	30307A179		FQTYAX	12/25/2018	0.09780	0.00553

Issuer's Name	EIN	CUSIP 1	CUSIP 2	CUSIP 3	CUSIP 4	CUSIP 5	Ticker Symbol	Date of Corporate Action	Distribution Per Unit	Per Unit Reduction of Taxpayer's Basis
FT7192 GLOBAL OPPORTUNISTIC ETF ALLOCATION PORTFOLIO SER 2	35-2615599	30307A302	30307A336	30307A310	30307A328		FECOPX	6/25/2018	0.01670	0.00008
FT7192 GLOBAL OPPORTUNISTIC ETF ALLOCATION PORTFOLIO SER 2	35-2615599	30307A302	30307A336	30307A310	30307A328		FECOPX	12/25/2018	0.13120	0.00064
FT7192 GLOBAL OPPORTUNISTIC ETF ALLOCATION PORTFOLIO SER 2	35-2615599	30307A302	30307A336	30307A310	30307A328		FECOPX	1/8/2019	0.09100	0.00045
FT7209 INTEREST RATE HEDGE AND ETF PORTFOLIO SERIES 19	35-2615541	30307A351	30307A344	30307A369	30307A377		FCLHVX	3/25/2018	0.05430	0.00927
FT7209 INTEREST RATE HEDGE AND ETF PORTFOLIO SERIES 19	35-2615541	30307A351	30307A344	30307A369	30307A377		FCLHVX	4/25/2018	0.02720	0.00464
FT7209 INTEREST RATE HEDGE AND ETF PORTFOLIO SERIES 19	35-2615541	30307A351	30307A344	30307A369	30307A377		FCLHVX	5/25/2018	0.01520	0.00259
FT7209 INTEREST RATE HEDGE AND ETF PORTFOLIO SERIES 19	35-2615541	30307A351	30307A344	30307A369	30307A377		FCLHVX	6/25/2018	0.05640	0.00963
FT7209 INTEREST RATE HEDGE AND ETF PORTFOLIO SERIES 19	35-2615541	30307A351	30307A344	30307A369	30307A377		FCLHVX	7/25/2018	0.02780	0.00475
FT7209 INTEREST RATE HEDGE AND ETF PORTFOLIO SERIES 19	35-2615541	30307A351	30307A344	30307A369	30307A377		FCLHVX	8/25/2018	0.03290	0.00562
FT7209 INTEREST RATE HEDGE AND ETF PORTFOLIO SERIES 19	35-2615541	30307A351	30307A344	30307A369	30307A377		FCLHVX	9/25/2018	0.03620	0.00618
FT7209 INTEREST RATE HEDGE AND ETF PORTFOLIO SERIES 19	35-2615541	30307A351	30307A344	30307A369	30307A377		FCLHVX	10/25/2018	0.02710	0.00463
FT7209 INTEREST RATE HEDGE AND ETF PORTFOLIO SERIES 19	35-2615541	30307A351	30307A344	30307A369	30307A377		FCLHVX	11/25/2018	0.03000	0.00512
FT7209 INTEREST RATE HEDGE AND ETF PORTFOLIO SERIES 19	35-2615541	30307A351	30307A344	30307A369	30307A377		FCLHVX	12/25/2018	0.04020	0.00686
FT7166 TECHNOLOGY SELECT PORTFOLIO SERIES 68	35-2615587	30307A427	30307A443	30307A435	30307A450		FQIAJX	6/25/2018	0.02370	0.00274
FT7166 TECHNOLOGY SELECT PORTFOLIO SERIES 68	35-2615587	30307A427	30307A443	30307A435	30307A450		FQIAJX	12/25/2018	0.04000	0.00462
FT7166 TECHNOLOGY SELECT PORTFOLIO SERIES 68	35-2615587	30307A427	30307A443	30307A435	30307A450		FQIAJX	1/8/2019	0.05330	0.00616
FT7208 PRIVATE CLIENT EQUITY TRUST MAY 2019 SERIES	35-2615588	30307A492	30307A468	30307A484	30307A476		FVJZWX	3/25/2018	0.02090	0.00527
FT7208 PRIVATE CLIENT EQUITY TRUST MAY 2019 SERIES	35-2615588	30307A492	30307A468	30307A484	30307A476		FVJZWX	4/25/2018	0.03200	0.00806
FT7208 PRIVATE CLIENT EQUITY TRUST MAY 2019 SERIES	35-2615588	30307A492	30307A468	30307A484	30307A476		FVJZWX	5/25/2018	0.01600	0.00403
FT7208 PRIVATE CLIENT EQUITY TRUST MAY 2019 SERIES	35-2615588	30307A492	30307A468	30307A484	30307A476		FVJZWX	6/25/2018	0.02200	0.00554
FT7208 PRIVATE CLIENT EQUITY TRUST MAY 2019 SERIES	35-2615588	30307A492	30307A468	30307A484	30307A476		FVJZWX	7/25/2018	0.04500	0.01134
FT7208 PRIVATE CLIENT EQUITY TRUST MAY 2019 SERIES	35-2615588	30307A492	30307A468	30307A484	30307A476		FVJZWX	8/25/2018	0.01980	0.00499
FT7208 PRIVATE CLIENT EQUITY TRUST MAY 2019 SERIES	35-2615588	30307A492	30307A468	30307A484	30307A476		FVJZWX	9/25/2018	0.02440	0.00615
FT7208 PRIVATE CLIENT EQUITY TRUST MAY 2019 SERIES	35-2615588	30307A492	30307A468	30307A484	30307A476		FVJZWX	10/25/2018	0.04650	0.01172
FT7208 PRIVATE CLIENT EQUITY TRUST MAY 2019 SERIES	35-2615588	30307A492	30307A468	30307A484	30307A476		FVJZWX	11/25/2018	0.01720	0.00433
FT7208 PRIVATE CLIENT EQUITY TRUST MAY 2019 SERIES	35-2615588	30307A492	30307A468	30307A484	30307A476		FVJZWX	12/25/2018	0.02790	0.00703
FT7208 PRIVATE CLIENT EQUITY TRUST MAY 2019 SERIES	35-2615588	30307A492	30307A468	30307A484	30307A476		FVJZWX	1/8/2019	0.03660	0.00922
FT7199 CALIFORNIA MUNICIPAL INCOME SELECT CLOSED END 65	35-2615578	30307A526	30307A534	30307A518	30307A500		FDKMOX	3/25/2018	0.01470	0.00046
FT7199 CALIFORNIA MUNICIPAL INCOME SELECT CLOSED END 65	35-2615578	30307A526	30307A534	30307A518	30307A500		FDKMOX	4/25/2018	0.03620	0.00114
FT7199 CALIFORNIA MUNICIPAL INCOME SELECT CLOSED END 65	35-2615578	30307A526	30307A534	30307A518	30307A500		FDKMOX	5/25/2018	0.03620	0.00114
FT7199 CALIFORNIA MUNICIPAL INCOME SELECT CLOSED END 65	35-2615578	30307A526	30307A534	30307A518	30307A500		FDKMOX	6/25/2018	0.03620	0.00114
FT7199 CALIFORNIA MUNICIPAL INCOME SELECT CLOSED END 65	35-2615578	30307A526	30307A534	30307A518	30307A500		FDKMOX	7/25/2018	0.03430	0.00108
FT7199 CALIFORNIA MUNICIPAL INCOME SELECT CLOSED END 65	35-2615578	30307A526	30307A534	30307A518	30307A500		FDKMOX	8/25/2018	0.03430	0.00108
FT7199 CALIFORNIA MUNICIPAL INCOME SELECT CLOSED END 65	35-2615578	30307A526	30307A534	30307A518	30307A500		FDKMOX	9/25/2018	0.03430	0.00108
FT7199 CALIFORNIA MUNICIPAL INCOME SELECT CLOSED END 65	35-2615578	30307A526	30307A534	30307A518	30307A500		FDKMOX	10/25/2018	0.03390	0.00107
FT7199 CALIFORNIA MUNICIPAL INCOME SELECT CLOSED END 65	35-2615578	30307A526	30307A534	30307A518	30307A500		FDKMOX	11/25/2018	0.03390	0.00107
FT7199 CALIFORNIA MUNICIPAL INCOME SELECT CLOSED END 65	35-2615578	30307A526	30307A534	30307A518	30307A500		FDKMOX	12/25/2018	0.03390	0.00107
FT7199 CALIFORNIA MUNICIPAL INCOME SELECT CLOSED END 65	35-2615578	30307A526	30307A534	30307A518	30307A500		FDKMOX	1/8/2019	0.01410	0.00045
FT7184 SABRIENT RISING RATE PORTFOLIO SERIES 7	35-2615605	30307A559	30307A567	30307A575	30307A542		FEHARX	6/25/2018	0.01400	0.01235
FT7184 SABRIENT RISING RATE PORTFOLIO SERIES 7	35-2615605	30307A559	30307A567	30307A575	30307A542		FEHARX	12/25/2018	0.03210	0.02832
FT7184 SABRIENT RISING RATE PORTFOLIO SERIES 7	35-2615605	30307A559	30307A567	30307A575	30307A542		FEHARX	1/8/2019	0.17470	0.15412
FT7202 NEW JERSEY MUNICIPAL INCOME SELECT CE PORT SER 59	35-2615603	30307A591	30307A617	30307A583	30307A609		FBOAIX	3/25/2018	0.01580	0.00080
FT7202 NEW JERSEY MUNICIPAL INCOME SELECT CE PORT SER 59	35-2615603	30307A591	30307A617	30307A583	30307A609		FBOAIX	4/25/2018	0.04010	0.00203
FT7202 NEW JERSEY MUNICIPAL INCOME SELECT CE PORT SER 59	35-2615603	30307A591	30307A617	30307A583	30307A609		FBOAIX	5/25/2018	0.04010	0.00203
FT7202 NEW JERSEY MUNICIPAL INCOME SELECT CE PORT SER 59	35-2615603	30307A591	30307A617	30307A583	30307A609		FBOAIX	6/25/2018	0.02300	0.00116
FT7202 NEW JERSEY MUNICIPAL INCOME SELECT CE PORT SER 59	35-2615603	30307A591	30307A617	30307A583	30307A609		FBOAIX	7/25/2018	0.06420	0.00325
FT7202 NEW JERSEY MUNICIPAL INCOME SELECT CE PORT SER 59	35-2615603	30307A591	30307A617	30307A583	30307A609		FBOAIX	8/25/2018	0.03760	0.00190
FT7202 NEW JERSEY MUNICIPAL INCOME SELECT CE PORT SER 59	35-2615603	30307A591	30307A617	30307A583	30307A609		FBOAIX	9/25/2018	0.03760	0.00190
FT7202 NEW JERSEY MUNICIPAL INCOME SELECT CE PORT SER 59	35-2615603	30307A591	30307A617	30307A583	30307A609		FBOAIX	10/25/2018	0.03700	0.00187
FT7202 NEW JERSEY MUNICIPAL INCOME SELECT CE PORT SER 59	35-2615603	30307A591	30307A617	30307A583	30307A609		FBOAIX	11/25/2018	0.03700	0.00187
FT7202 NEW JERSEY MUNICIPAL INCOME SELECT CE PORT SER 59	35-2615603	30307A591	30307A617	30307A583	30307A609		FBOAIX	12/25/2018	0.01930	0.00098
FT7202 NEW JERSEY MUNICIPAL INCOME SELECT CE PORT SER 59	35-2615603	30307A591	30307A617	30307A583	30307A609		FBOAIX	1/8/2019	0.03700	0.00187
FT7202 NEW JERSEY MUNICIPAL INCOME SELECT CE PORT SER 59	35-2615603	30307A591	30307A617	30307A583	30307A609		FBOAIX	1/8/2019	0.01710	0.00087
FT7176 CORPORATE TAX REFORM PORTFOLIO SERIES 5	35-2615572	30307A633	30307A658	30307A625	30307A641		FCLIGX	6/25/2018	0.05650	0.00598
FT7176 CORPORATE TAX REFORM PORTFOLIO SERIES 5	35-2615572	30307A633	30307A658	30307A625	30307A641		FCLIGX	10/25/2018	0.06480	0.00686
FT7176 CORPORATE TAX REFORM PORTFOLIO SERIES 5	35-2615572	30307A633	30307A658	30307A625	30307A641		FCLIGX	12/25/2018	0.01520	0.00161
FT7176 CORPORATE TAX REFORM PORTFOLIO SERIES 5	35-2615572	30307A633	30307A658	30307A625	30307A641		FCLIGX	12/25/2018	0.08820	0.00933
FT7177 NASDAQ FACTOR DOGS OPPORTUNITY PORTFOLIO SERIES 2	35-2615573	30307A690	30307A674	30307A682	30307A666		FYZRZX	6/25/2018	0.11270	0.02661

Issuer's Name	EIN	CUSIP 1	CUSIP 2	CUSIP 3	CUSIP 4	CUSIP 5	Ticker Symbol	Date of Corporate Action	Distribution Per Unit	Per Unit Reduction of Taxpayer's Basis
FT7177 NASDAQ FACTOR DOGS OPPORTUNITY PORTFOLIO SERIES 2	35-2615573	30307A690	30307A674	30307A682	30307A666		FYZRZX	12/25/2018	0.17160	0.04051
FT7177 NASDAQ FACTOR DOGS OPPORTUNITY PORTFOLIO SERIES 2	35-2615573	30307A690	30307A674	30307A682	30307A666		FYZRZX	12/25/2018	0.00510	0.00120
FT7203 INTEREST RATE HEDGE PORTFOLIO SERIES 116	35-7195250	30307A732	30307A708	30307A716	30307A724		FCLBNX	3/25/2018	0.04490	0.01491
FT7203 INTEREST RATE HEDGE PORTFOLIO SERIES 116	35-7195250	30307A732	30307A708	30307A716	30307A724		FCLBNX	4/25/2018	0.03610	0.01199
FT7203 INTEREST RATE HEDGE PORTFOLIO SERIES 116	35-7195250	30307A732	30307A708	30307A716	30307A724		FCLBNX	5/25/2018	0.04940	0.01640
FT7203 INTEREST RATE HEDGE PORTFOLIO SERIES 116	35-7195250	30307A732	30307A708	30307A716	30307A724		FCLBNX	6/25/2018	0.04530	0.01504
FT7203 INTEREST RATE HEDGE PORTFOLIO SERIES 116	35-7195250	30307A732	30307A708	30307A716	30307A724		FCLBNX	7/25/2018	0.03760	0.01248
FT7203 INTEREST RATE HEDGE PORTFOLIO SERIES 116	35-7195250	30307A732	30307A708	30307A716	30307A724		FCLBNX	8/25/2018	0.04480	0.01487
FT7203 INTEREST RATE HEDGE PORTFOLIO SERIES 116	35-7195250	30307A732	30307A708	30307A716	30307A724		FCLBNX	9/25/2018	0.04400	0.01461
FT7203 INTEREST RATE HEDGE PORTFOLIO SERIES 116	35-7195250	30307A732	30307A708	30307A716	30307A724		FCLBNX	10/25/2018	0.03780	0.01255
FT7203 INTEREST RATE HEDGE PORTFOLIO SERIES 116	35-7195250	30307A732	30307A708	30307A716	30307A724		FCLBNX	11/25/2018	0.04410	0.01464
FT7203 INTEREST RATE HEDGE PORTFOLIO SERIES 116	35-7195250	30307A732	30307A708	30307A716	30307A724		FCLBNX	12/25/2018	0.04290	0.01424
FT7178 AMERICAN AGENDA PORTFOLIO SERIES 4	35-2615575	30307A773	30307A740	30307A757	30307A765		FHLWCX	6/25/2018	0.04780	0.00644
FT7178 AMERICAN AGENDA PORTFOLIO SERIES 4	35-2615575	30307A773	30307A740	30307A757	30307A765		FHLWCX	12/25/2018	0.09150	0.01233
FT7179 DEEP VALUE DIVIDEND PORTFOLIO SERIES 18	35-2615576	30307A815	30307A781	30307A807	30307A799		FBNERX	3/25/2018	0.02780	0.00013
FT7179 DEEP VALUE DIVIDEND PORTFOLIO SERIES 18	35-2615576	30307A815	30307A781	30307A807	30307A799		FBNERX	4/25/2018	0.01410	0.00006
FT7179 DEEP VALUE DIVIDEND PORTFOLIO SERIES 18	35-2615576	30307A815	30307A781	30307A807	30307A799		FBNERX	5/25/2018	0.01840	0.00008
FT7179 DEEP VALUE DIVIDEND PORTFOLIO SERIES 18	35-2615576	30307A815	30307A781	30307A807	30307A799		FBNERX	6/25/2018	0.04470	0.00021
FT7179 DEEP VALUE DIVIDEND PORTFOLIO SERIES 18	35-2615576	30307A815	30307A781	30307A807	30307A799		FBNERX	7/25/2018	0.02830	0.00013
FT7179 DEEP VALUE DIVIDEND PORTFOLIO SERIES 18	35-2615576	30307A815	30307A781	30307A807	30307A799		FBNERX	8/25/2018	0.02170	0.00010
FT7179 DEEP VALUE DIVIDEND PORTFOLIO SERIES 18	35-2615576	30307A815	30307A781	30307A807	30307A799		FBNERX	9/25/2018	0.04510	0.00021
FT7179 DEEP VALUE DIVIDEND PORTFOLIO SERIES 18	35-2615576	30307A815	30307A781	30307A807	30307A799		FBNERX	10/25/2018	0.02460	0.00011
FT7179 DEEP VALUE DIVIDEND PORTFOLIO SERIES 18	35-2615576	30307A815	30307A781	30307A807	30307A799		FBNERX	11/25/2018	0.02170	0.00010
FT7179 DEEP VALUE DIVIDEND PORTFOLIO SERIES 18	35-2615576	30307A815	30307A781	30307A807	30307A799		FBNERX	12/25/2018	0.04290	0.00020
FT7179 DEEP VALUE DIVIDEND PORTFOLIO SERIES 18	35-2615576	30307A815	30307A781	30307A807	30307A799		FBNERX	1/8/2019	0.01370	0.00006
FT7180 EQUITY INCOME SELECT PORTFOLIO SERIES 56	35-2615577	30307A856	30307A849	30307A823	30307A831		FENIUX	3/25/2018	0.02120	0.00113
FT7180 EQUITY INCOME SELECT PORTFOLIO SERIES 56	35-2615577	30307A856	30307A849	30307A823	30307A831		FENIUX	4/25/2018	0.01110	0.00059
FT7180 EQUITY INCOME SELECT PORTFOLIO SERIES 56	35-2615577	30307A856	30307A849	30307A823	30307A831		FENIUX	5/25/2018	0.01690	0.00090
FT7180 EQUITY INCOME SELECT PORTFOLIO SERIES 56	35-2615577	30307A856	30307A849	30307A823	30307A831		FENIUX	6/25/2018	0.04100	0.00219
FT7180 EQUITY INCOME SELECT PORTFOLIO SERIES 56	35-2615577	30307A856	30307A849	30307A823	30307A831		FENIUX	7/25/2018	0.02770	0.00148
FT7180 EQUITY INCOME SELECT PORTFOLIO SERIES 56	35-2615577	30307A856	30307A849	30307A823	30307A831		FENIUX	9/25/2018	0.05740	0.00306
FT7180 EQUITY INCOME SELECT PORTFOLIO SERIES 56	35-2615577	30307A856	30307A849	30307A823	30307A831		FENIUX	10/25/2018	0.02610	0.00139
FT7180 EQUITY INCOME SELECT PORTFOLIO SERIES 56	35-2615577	30307A856	30307A849	30307A823	30307A831		FENIUX	12/25/2018	0.05250	0.00280
FT7182 GLOBAL DIVIDEND PORTFOLIO SERIES 54	35-2615593	30307B136	30307B110	30307B102	30307B128		FQWMJX	4/25/2018	0.03910	0.00308
FT7182 GLOBAL DIVIDEND PORTFOLIO SERIES 54	35-2615593	30307B136	30307B110	30307B102	30307B128		FQWMJX	5/25/2018	0.03310	0.00261
FT7182 GLOBAL DIVIDEND PORTFOLIO SERIES 54	35-2615593	30307B136	30307B110	30307B102	30307B128		FQWMJX	6/25/2018	0.05620	0.00443
FT7182 GLOBAL DIVIDEND PORTFOLIO SERIES 54	35-2615593	30307B136	30307B110	30307B102	30307B128		FQWMJX	7/25/2018	0.02440	0.00193
FT7182 GLOBAL DIVIDEND PORTFOLIO SERIES 54	35-2615593	30307B136	30307B110	30307B102	30307B128		FQWMJX	8/25/2018	0.01910	0.00151
FT7182 GLOBAL DIVIDEND PORTFOLIO SERIES 54	35-2615593	30307B136	30307B110	30307B102	30307B128		FQWMJX	9/25/2018	0.04460	0.00352
FT7182 GLOBAL DIVIDEND PORTFOLIO SERIES 54	35-2615593	30307B136	30307B110	30307B102	30307B128		FQWMJX	10/25/2018	0.01180	0.00093
FT7182 GLOBAL DIVIDEND PORTFOLIO SERIES 54	35-2615593	30307B136	30307B110	30307B102	30307B128		FQWMJX	11/25/2018	0.01540	0.00122
FT7182 GLOBAL DIVIDEND PORTFOLIO SERIES 54	35-2615593	30307B136	30307B110	30307B102	30307B128		FQWMJX	12/25/2018	0.03790	0.00299
FT7183 SMID HIGH DIVIDEND PORTFOLIO SERIES 29	35-2615594	30307B151	30307B177	30307B144	30307B169		FONLDX	3/25/2018	0.01810	0.00755
FT7183 SMID HIGH DIVIDEND PORTFOLIO SERIES 29	35-2615594	30307B151	30307B177	30307B144	30307B169		FONLDX	4/25/2018	0.01780	0.00742
FT7183 SMID HIGH DIVIDEND PORTFOLIO SERIES 29	35-2615594	30307B151	30307B177	30307B144	30307B169		FONLDX	5/25/2018	0.01050	0.00438
FT7183 SMID HIGH DIVIDEND PORTFOLIO SERIES 29	35-2615594	30307B151	30307B177	30307B144	30307B169		FONLDX	6/25/2018	0.04340	0.01809
FT7183 SMID HIGH DIVIDEND PORTFOLIO SERIES 29	35-2615594	30307B151	30307B177	30307B144	30307B169		FONLDX	7/25/2018	0.02200	0.00917
FT7183 SMID HIGH DIVIDEND PORTFOLIO SERIES 29	35-2615594	30307B151	30307B177	30307B144	30307B169		FONLDX	8/25/2018	0.01210	0.00504
FT7183 SMID HIGH DIVIDEND PORTFOLIO SERIES 29	35-2615594	30307B151	30307B177	30307B144	30307B169		FONLDX	9/25/2018	0.06720	0.02802
FT7183 SMID HIGH DIVIDEND PORTFOLIO SERIES 29	35-2615594	30307B151	30307B177	30307B144	30307B169		FONLDX	10/25/2018	0.01640	0.00684
FT7183 SMID HIGH DIVIDEND PORTFOLIO SERIES 29	35-2615594	30307B151	30307B177	30307B144	30307B169		FONLDX	11/25/2018	0.01250	0.00521
FT7183 SMID HIGH DIVIDEND PORTFOLIO SERIES 29	35-2615594	30307B151	30307B177	30307B144	30307B169		FONLDX	12/25/2018	0.04170	0.01738
FT7183 SMID HIGH DIVIDEND PORTFOLIO SERIES 29	35-2615594	30307B151	30307B177	30307B144	30307B169		FONLDX	12/25/2018	0.58620	0.24439
FT7211 INTEREST RATE HEDGE OPPORTUNITY PORTFOLIO SERIES 4	35-2615609	30307B193	30307B219	30307B185	30307B201		FVLGTX	4/25/2018	0.04070	0.01372
FT7211 INTEREST RATE HEDGE OPPORTUNITY PORTFOLIO SERIES 4	35-2615609	30307B193	30307B219	30307B185	30307B201		FVLGTX	5/25/2018	0.05100	0.01720
FT7211 INTEREST RATE HEDGE OPPORTUNITY PORTFOLIO SERIES 4	35-2615609	30307B193	30307B219	30307B185	30307B201		FVLGTX	6/25/2018	0.04710	0.01588
FT7211 INTEREST RATE HEDGE OPPORTUNITY PORTFOLIO SERIES 4	35-2615609	30307B193	30307B219	30307B185	30307B201		FVLGTX	7/25/2018	0.04150	0.01399
FT7211 INTEREST RATE HEDGE OPPORTUNITY PORTFOLIO SERIES 4	35-2615609	30307B193	30307B219	30307B185	30307B201		FVLGTX	8/25/2018	0.05140	0.01733
FT7211 INTEREST RATE HEDGE OPPORTUNITY PORTFOLIO SERIES 4	35-2615609	30307B193	30307B219	30307B185	30307B201		FVLGTX	9/25/2018	0.04650	0.01588
FT7211 INTEREST RATE HEDGE OPPORTUNITY PORTFOLIO SERIES 4	35-2615609	30307B193	30307B219	30307B185	30307B201		FVLGTX	10/25/2018	0.04370	0.01474

Issuer's Name	EIN	CUSIP 1	CUSIP 2	CUSIP 3	CUSIP 4	CUSIP 5	Ticker Symbol	Date of Corporate Action	Distribution Per Unit	Per Unit Reduction of Taxpayer's Basis
FT7211 INTEREST RATE HEDGE OPPORTUNITY PORTFOLIO SERIES 4	35-2615609	30307B193	30307B219	30307B185	30307B201		FVLGTX	11/25/2018	0.04720	0.01592
FT7211 INTEREST RATE HEDGE OPPORTUNITY PORTFOLIO SERIES 4	35-2615609	30307B193	30307B219	30307B185	30307B201		FVLGTX	12/25/2018	0.04620	0.01558
FT7211 INTEREST RATE HEDGE OPPORTUNITY PORTFOLIO SERIES 4	35-2615609	30307B193	30307B219	30307B185	30307B201		FVLGTX	12/25/2018	0.00850	0.00287
FT7227 DEFENSIVE EQUITY PORTFOLIO SERIES 44	35-2615649	30307B235	30307B243	30307B250	30307B227		FSTUDX	6/25/2018	0.03500	0.01852
FT7227 DEFENSIVE EQUITY PORTFOLIO SERIES 44	35-2615649	30307B235	30307B243	30307B250	30307B227		FSTUDX	11/25/2018	0.24210	0.12807
FT7227 DEFENSIVE EQUITY PORTFOLIO SERIES 44	35-2615649	30307B235	30307B243	30307B250	30307B227		FSTUDX	12/25/2018	0.07300	0.03862
FT7228 BANKING OPPORTUNITY PORTFOLIO SERIES 29	35-2615653	30307B268	30307B284	30307B276	30307B292		FQNRAX	4/25/2018	0.01150	0.00023
FT7228 BANKING OPPORTUNITY PORTFOLIO SERIES 29	35-2615653	30307B268	30307B284	30307B276	30307B292		FQNRAX	5/25/2018	0.01110	0.00022
FT7228 BANKING OPPORTUNITY PORTFOLIO SERIES 29	35-2615653	30307B268	30307B284	30307B276	30307B292		FQNRAX	6/25/2018	0.01110	0.00022
FT7228 BANKING OPPORTUNITY PORTFOLIO SERIES 29	35-2615653	30307B268	30307B284	30307B276	30307B292		FQNRAX	7/25/2018	0.01110	0.00022
FT7228 BANKING OPPORTUNITY PORTFOLIO SERIES 29	35-2615653	30307B268	30307B284	30307B276	30307B292		FQNRAX	8/25/2018	0.01110	0.00022
FT7228 BANKING OPPORTUNITY PORTFOLIO SERIES 29	35-2615653	30307B268	30307B284	30307B276	30307B292		FQNRAX	9/25/2018	0.01110	0.00022
FT7228 BANKING OPPORTUNITY PORTFOLIO SERIES 29	35-2615653	30307B268	30307B284	30307B276	30307B292		FQNRAX	10/25/2018	0.01380	0.00028
FT7228 BANKING OPPORTUNITY PORTFOLIO SERIES 29	35-2615653	30307B268	30307B284	30307B276	30307B292		FQNRAX	11/25/2018	0.01380	0.00028
FT7228 BANKING OPPORTUNITY PORTFOLIO SERIES 29	35-2615653	30307B268	30307B284	30307B276	30307B292		FQNRAX	12/25/2018	0.01380	0.00028
FT7230 MUNICIPAL INCOME OPPORTUNITIES CLOSED END PORT SER 48	35-2615651	30307B318	30307B300	30307B326	30307B334		FHQDRX	3/25/2018	0.02120	0.00086
FT7230 MUNICIPAL INCOME OPPORTUNITIES CLOSED END PORT SER 48	35-2615651	30307B318	30307B300	30307B326	30307B334		FHQDRX	4/25/2018	0.04370	0.00177
FT7230 MUNICIPAL INCOME OPPORTUNITIES CLOSED END PORT SER 48	35-2615651	30307B318	30307B300	30307B326	30307B334		FHQDRX	5/25/2018	0.04370	0.00177
FT7230 MUNICIPAL INCOME OPPORTUNITIES CLOSED END PORT SER 48	35-2615651	30307B318	30307B300	30307B326	30307B334		FHQDRX	6/25/2018	0.04370	0.00177
FT7230 MUNICIPAL INCOME OPPORTUNITIES CLOSED END PORT SER 48	35-2615651	30307B318	30307B300	30307B326	30307B334		FHQDRX	7/25/2018	0.04240	0.00172
FT7230 MUNICIPAL INCOME OPPORTUNITIES CLOSED END PORT SER 48	35-2615651	30307B318	30307B300	30307B326	30307B334		FHQDRX	8/25/2018	0.04240	0.00172
FT7230 MUNICIPAL INCOME OPPORTUNITIES CLOSED END PORT SER 48	35-2615651	30307B318	30307B300	30307B326	30307B334		FHQDRX	9/25/2018	0.04240	0.00172
FT7230 MUNICIPAL INCOME OPPORTUNITIES CLOSED END PORT SER 48	35-2615651	30307B318	30307B300	30307B326	30307B334		FHQDRX	10/25/2018	0.04090	0.00166
FT7230 MUNICIPAL INCOME OPPORTUNITIES CLOSED END PORT SER 48	35-2615651	30307B318	30307B300	30307B326	30307B334		FHQDRX	11/25/2018	0.04090	0.00166
FT7230 MUNICIPAL INCOME OPPORTUNITIES CLOSED END PORT SER 48	35-2615651	30307B318	30307B300	30307B326	30307B334		FHQDRX	12/25/2018	0.04090	0.00166
FT7229 SABRIENT DEFENSIVE EQUITY PORTFOLIO SERIES 15	35-2615654	30307B433	30307B425	30307B441	30307B458		FZOMBX	6/25/2018	0.02840	0.01693
FT7229 SABRIENT DEFENSIVE EQUITY PORTFOLIO SERIES 15	35-2615654	30307B433	30307B425	30307B441	30307B458		FZOMBX	10/25/2018	0.16260	0.09696
FT7229 SABRIENT DEFENSIVE EQUITY PORTFOLIO SERIES 15	35-2615654	30307B433	30307B425	30307B441	30307B458		FZOMBX	12/25/2018	0.07330	0.04371
FT7207 EQUITY INCOME PORTFOLIO SERIES 59	35-2615595	30307B466	30307B490	30307B482	30307B474		FIBPRX	3/25/2018	0.01210	0.00040
FT7207 EQUITY INCOME PORTFOLIO SERIES 59	35-2615595	30307B466	30307B490	30307B482	30307B474		FIBPRX	4/25/2018	0.01100	0.00036
FT7207 EQUITY INCOME PORTFOLIO SERIES 59	35-2615595	30307B466	30307B490	30307B482	30307B474		FIBPRX	5/25/2018	0.01650	0.00054
FT7207 EQUITY INCOME PORTFOLIO SERIES 59	35-2615595	30307B466	30307B490	30307B482	30307B474		FIBPRX	6/25/2018	0.03960	0.00130
FT7207 EQUITY INCOME PORTFOLIO SERIES 59	35-2615595	30307B466	30307B490	30307B482	30307B474		FIBPRX	7/25/2018	0.02710	0.00089
FT7207 EQUITY INCOME PORTFOLIO SERIES 59	35-2615595	30307B466	30307B490	30307B482	30307B474		FIBPRX	9/25/2018	0.05590	0.00183
FT7207 EQUITY INCOME PORTFOLIO SERIES 59	35-2615595	30307B466	30307B490	30307B482	30307B474		FIBPRX	10/25/2018	0.02530	0.00083
FT7207 EQUITY INCOME PORTFOLIO SERIES 59	35-2615595	30307B466	30307B490	30307B482	30307B474		FIBPRX	12/25/2018	0.05110	0.00168
FT7213 GLOBAL COMMODITIES PORTFOLIO SERIES 33	82-4111605	30307B508	30307B516	30307B532	30307B524		FZQRBX	6/25/2018	0.13520	0.01579
FT7213 GLOBAL COMMODITIES PORTFOLIO SERIES 33	82-4111605	30307B508	30307B516	30307B532	30307B524		FZQRBX	12/25/2018	0.11410	0.01333
FT7206 ESG IMPACT OPPORTUNITY PORTFOLIO SERIES 2	35-2615590	30307B565	30307B540	30307B573	30307B557		FYRKPX	6/25/2018	0.03520	0.01675
FT7206 ESG IMPACT OPPORTUNITY PORTFOLIO SERIES 2	35-2615590	30307B565	30307B540	30307B573	30307B557		FYRKPX	12/25/2018	0.06440	0.03064
FT7214 DIVERSIFIED HIGH INCOME CLOSED END PORTFOLIO SER 31	35-2615574	30307B581	30307B615	30307B607	30307B599		FWMSPX	3/25/2018	0.06180	0.01727
FT7214 DIVERSIFIED HIGH INCOME CLOSED END PORTFOLIO SER 31	35-2615574	30307B581	30307B615	30307B607	30307B599		FWMSPX	3/25/2018	0.00600	0.00168
FT7214 DIVERSIFIED HIGH INCOME CLOSED END PORTFOLIO SER 31	35-2615574	30307B581	30307B615	30307B607	30307B599		FWMSPX	4/25/2018	0.00010	0.00003
FT7214 DIVERSIFIED HIGH INCOME CLOSED END PORTFOLIO SER 31	35-2615574	30307B581	30307B615	30307B607	30307B599		FWMSPX	4/25/2018	0.07200	0.02018
FT7214 DIVERSIFIED HIGH INCOME CLOSED END PORTFOLIO SER 31	35-2615574	30307B581	30307B615	30307B607	30307B599		FWMSPX	5/25/2018	0.07200	0.02018
FT7214 DIVERSIFIED HIGH INCOME CLOSED END PORTFOLIO SER 31	35-2615574	30307B581	30307B615	30307B607	30307B599		FWMSPX	6/25/2018	0.00640	0.00179
FT7214 DIVERSIFIED HIGH INCOME CLOSED END PORTFOLIO SER 31	35-2615574	30307B581	30307B615	30307B607	30307B599		FWMSPX	6/25/2018	0.07200	0.02018
FT7214 DIVERSIFIED HIGH INCOME CLOSED END PORTFOLIO SER 31	35-2615574	30307B581	30307B615	30307B607	30307B599		FWMSPX	7/25/2018	0.06990	0.01959
FT7214 DIVERSIFIED HIGH INCOME CLOSED END PORTFOLIO SER 31	35-2615574	30307B581	30307B615	30307B607	30307B599		FWMSPX	8/25/2018	0.06990	0.01959
FT7214 DIVERSIFIED HIGH INCOME CLOSED END PORTFOLIO SER 31	35-2615574	30307B581	30307B615	30307B607	30307B599		FWMSPX	9/25/2018	0.06990	0.01959
FT7214 DIVERSIFIED HIGH INCOME CLOSED END PORTFOLIO SER 31	35-2615574	30307B581	30307B615	30307B607	30307B599		FWMSPX	9/25/2018	0.00630	0.00177
FT7214 DIVERSIFIED HIGH INCOME CLOSED END PORTFOLIO SER 31	35-2615574	30307B581	30307B615	30307B607	30307B599		FWMSPX	10/25/2018	0.06880	0.01923
FT7214 DIVERSIFIED HIGH INCOME CLOSED END PORTFOLIO SER 31	35-2615574	30307B581	30307B615	30307B607	30307B599		FWMSPX	11/25/2018	0.06880	0.01923
FT7214 DIVERSIFIED HIGH INCOME CLOSED END PORTFOLIO SER 31	35-2615574	30307B581	30307B615	30307B607	30307B599		FWMSPX	12/25/2018	0.06880	0.01923
FT7214 DIVERSIFIED HIGH INCOME CLOSED END PORTFOLIO SER 31	35-2615574	30307B581	30307B615	30307B607	30307B599		FWMSPX	12/25/2018	0.06900	0.01934
FT7215 STRATEGIC INCOME CLOSED END PORTFOLIO SERIES 66	35-2615585	30307B649	30307B631	30307B656	30307B623		FVIKAX	3/25/2018	0.05100	0.00809
FT7215 STRATEGIC INCOME CLOSED END PORTFOLIO SERIES 66	35-2615585	30307B649	30307B631	30307B656	30307B623		FVIKAX	4/25/2018	0.06210	0.00985
FT7215 STRATEGIC INCOME CLOSED END PORTFOLIO SERIES 66	35-2615585	30307B649	30307B631	30307B656	30307B623		FVIKAX	5/25/2018	0.06210	0.00985

Issuer's Name	EIN	CUSIP 1	CUSIP 2	CUSIP 3	CUSIP 4	CUSIP 5	Ticker Symbol	Date of Corporate Action	Distribution Per Unit	Per Unit Reduction of Taxpayer's Basis
FT7215 STRATEGIC INCOME CLOSED END PORTFOLIO SERIES 66	35-2615585	30307B649	30307B631	30307B656	30307B623		FVIKAX	6/25/2018	0.06210	0.00985
FT7215 STRATEGIC INCOME CLOSED END PORTFOLIO SERIES 66	35-2615585	30307B649	30307B631	30307B656	30307B623		FVIKAX	7/25/2018	0.06000	0.00952
FT7215 STRATEGIC INCOME CLOSED END PORTFOLIO SERIES 66	35-2615585	30307B649	30307B631	30307B656	30307B623		FVIKAX	8/25/2018	0.06000	0.00952
FT7215 STRATEGIC INCOME CLOSED END PORTFOLIO SERIES 66	35-2615585	30307B649	30307B631	30307B656	30307B623		FVIKAX	9/25/2018	0.06000	0.00952
FT7215 STRATEGIC INCOME CLOSED END PORTFOLIO SERIES 66	35-2615585	30307B649	30307B631	30307B656	30307B623		FVIKAX	10/25/2018	0.05980	0.00948
FT7215 STRATEGIC INCOME CLOSED END PORTFOLIO SERIES 66	35-2615585	30307B649	30307B631	30307B656	30307B623		FVIKAX	11/25/2018	0.05980	0.00948
FT7215 STRATEGIC INCOME CLOSED END PORTFOLIO SERIES 66	35-2615585	30307B649	30307B631	30307B656	30307B623		FVIKAX	12/25/2018	0.05980	0.00948
FT7212 SMID BIOTECHNOLOGY PORTFOLIO SERIES	35-2615606	30307B680	30307B672	30307B664	30307B698		FHTUNX	6/25/2018	0.45890	0.40328
FT7212 SMID BIOTECHNOLOGY PORTFOLIO SERIES	35-2615606	30307B680	30307B672	30307B664	30307B698		FHTUNX	12/25/2018	0.09040	0.07944
FT7190 TOP PICKS FEBRUARY 2018 PORTFOLIO	35-2615579	30307B730	30307B714	30307B706	30307B722		FZWKAX	4/25/2018	0.01050	0.00760
FT7190 TOP PICKS FEBRUARY 2018 PORTFOLIO	35-2615579	30307B730	30307B714	30307B706	30307B722		FZWKAX	5/25/2018	0.38240	0.27670
FT7190 TOP PICKS FEBRUARY 2018 PORTFOLIO	35-2615579	30307B730	30307B714	30307B706	30307B722		FZWKAX	7/25/2018	0.01270	0.00919
FT7190 TOP PICKS FEBRUARY 2018 PORTFOLIO	35-2615579	30307B730	30307B714	30307B706	30307B722		FZWKAX	10/25/2018	0.01430	0.01035
FT7188 TECHNOLOGY DIVIDEND PORTFOLIO SERIES 25	35-2615604	30307B763	30307B771	30307B748	30307B755		FHBNVX	4/25/2018	0.01260	0.00048
FT7188 TECHNOLOGY DIVIDEND PORTFOLIO SERIES 25	35-2615604	30307B763	30307B771	30307B748	30307B755		FHBNVX	6/25/2018	0.02720	0.00104
FT7188 TECHNOLOGY DIVIDEND PORTFOLIO SERIES 25	35-2615604	30307B763	30307B771	30307B748	30307B755		FHBNVX	7/25/2018	0.02470	0.00094
FT7188 TECHNOLOGY DIVIDEND PORTFOLIO SERIES 25	35-2615604	30307B763	30307B771	30307B748	30307B755		FHBNVX	9/25/2018	0.02950	0.00113
FT7188 TECHNOLOGY DIVIDEND PORTFOLIO SERIES 25	35-2615604	30307B763	30307B771	30307B748	30307B755		FHBNVX	10/25/2018	0.01190	0.00045
FT7188 TECHNOLOGY DIVIDEND PORTFOLIO SERIES 25	35-2615604	30307B763	30307B771	30307B748	30307B755		FHBNVX	12/25/2018	0.03650	0.00139
FT7216 MUNICIPAL INCOME SELECT CLOSED-END PORTFOLIO SERIES 93	35-2615591	30307B789	30307B805	30307B813	30307B797		FILAYX	3/25/2018	0.03360	0.00058
FT7216 MUNICIPAL INCOME SELECT CLOSED-END PORTFOLIO SERIES 93	35-2615591	30307B789	30307B805	30307B813	30307B797		FILAYX	4/25/2018	0.04410	0.00077
FT7216 MUNICIPAL INCOME SELECT CLOSED-END PORTFOLIO SERIES 93	35-2615591	30307B789	30307B805	30307B813	30307B797		FILAYX	5/25/2018	0.04410	0.00077
FT7216 MUNICIPAL INCOME SELECT CLOSED-END PORTFOLIO SERIES 93	35-2615591	30307B789	30307B805	30307B813	30307B797		FILAYX	6/25/2018	0.04410	0.00077
FT7216 MUNICIPAL INCOME SELECT CLOSED-END PORTFOLIO SERIES 93	35-2615591	30307B789	30307B805	30307B813	30307B797		FILAYX	7/25/2018	0.04180	0.00073
FT7216 MUNICIPAL INCOME SELECT CLOSED-END PORTFOLIO SERIES 93	35-2615591	30307B789	30307B805	30307B813	30307B797		FILAYX	8/25/2018	0.04180	0.00073
FT7216 MUNICIPAL INCOME SELECT CLOSED-END PORTFOLIO SERIES 93	35-2615591	30307B789	30307B805	30307B813	30307B797		FILAYX	9/25/2018	0.04180	0.00073
FT7216 MUNICIPAL INCOME SELECT CLOSED-END PORTFOLIO SERIES 93	35-2615591	30307B789	30307B805	30307B813	30307B797		FILAYX	10/25/2018	0.04040	0.00070
FT7216 MUNICIPAL INCOME SELECT CLOSED-END PORTFOLIO SERIES 93	35-2615591	30307B789	30307B805	30307B813	30307B797		FILAYX	11/25/2018	0.04040	0.00070
FT7216 MUNICIPAL INCOME SELECT CLOSED-END PORTFOLIO SERIES 93	35-2615591	30307B789	30307B805	30307B813	30307B797		FILAYX	12/25/2018	0.04040	0.00070
FT7225 CAPITAL STRENGTH OPPORTUNITY PORTFOLIO SERIES 4	35-2615652	30307C126	30307C100	30307C118	30307C134		FJCYHX	6/25/2018	0.02070	0.00092
FT7225 CAPITAL STRENGTH OPPORTUNITY PORTFOLIO SERIES 4	35-2615652	30307C126	30307C100	30307C118	30307C134		FJCYHX	12/25/2018	0.07290	0.00324
FT7232 DORSEY WRIGHT RELATIVE STRENGTH TOP 50 SERIES 30	35-2618861	30307C167	30307C159	30307C142	30307C175		FDNZJX	6/25/2018	0.01730	0.00640
FT7232 DORSEY WRIGHT RELATIVE STRENGTH TOP 50 SERIES 30	35-2618861	30307C167	30307C159	30307C142	30307C175		FDNZJX	12/25/2018	0.04790	0.01773
FT7242 PREFERRED INCOME PORTFOLIO SERIES 94	35-2618872	30307C217	30307C209	30307C183	30307C191		FNIRCX	4/25/2018	0.02860	0.00263
FT7242 PREFERRED INCOME PORTFOLIO SERIES 94	35-2618872	30307C217	30307C209	30307C183	30307C191		FNIRCX	5/25/2018	0.04390	0.00404
FT7242 PREFERRED INCOME PORTFOLIO SERIES 94	35-2618872	30307C217	30307C209	30307C183	30307C191		FNIRCX	6/25/2018	0.04390	0.00404
FT7242 PREFERRED INCOME PORTFOLIO SERIES 94	35-2618872	30307C217	30307C209	30307C183	30307C191		FNIRCX	7/25/2018	0.04370	0.00402
FT7242 PREFERRED INCOME PORTFOLIO SERIES 94	35-2618872	30307C217	30307C209	30307C183	30307C191		FNIRCX	8/25/2018	0.04370	0.00402
FT7242 PREFERRED INCOME PORTFOLIO SERIES 94	35-2618872	30307C217	30307C209	30307C183	30307C191		FNIRCX	9/25/2018	0.04370	0.00402
FT7242 PREFERRED INCOME PORTFOLIO SERIES 94	35-2618872	30307C217	30307C209	30307C183	30307C191		FNIRCX	10/25/2018	0.04270	0.00393
FT7242 PREFERRED INCOME PORTFOLIO SERIES 94	35-2618872	30307C217	30307C209	30307C183	30307C191		FNIRCX	11/25/2018	0.04270	0.00393
FT7242 PREFERRED INCOME PORTFOLIO SERIES 94	35-2618872	30307C217	30307C209	30307C183	30307C191		FNIRCX	12/25/2018	0.04270	0.00393
FT7242 PREFERRED INCOME PORTFOLIO SERIES 94	35-2618872	30307C217	30307C209	30307C183	30307C191		FNIRCX	1/8/2019	0.02370	0.00218
FT7244 MARKET STRENGTH ALLOCATION OPPORTUNITY PORT SERIES 4	35-2618882	30307C241	30307C225	30307C233	30307C258		FMPJUX	6/25/2018	0.02520	0.00314
FT7244 MARKET STRENGTH ALLOCATION OPPORTUNITY PORT SERIES 4	35-2618882	30307C241	30307C225	30307C233	30307C258		FMPJUX	12/25/2018	0.07220	0.00901
FT7244 MARKET STRENGTH ALLOCATION OPPORTUNITY PORT SERIES 4	35-2618882	30307C241	30307C225	30307C233	30307C258		FMPJUX	12/25/2018	0.00130	0.00016
FT7217 DIVIDEND INCOME SELECT CLOSED END PORTFOLIO SERIES 64	35-2615586	30307C266	30307C290	30307C282	30307C274		FLZNSX	3/25/2018	0.05540	0.01965
FT7217 DIVIDEND INCOME SELECT CLOSED END PORTFOLIO SERIES 64	35-2615586	30307C266	30307C290	30307C282	30307C274		FLZNSX	3/25/2018	0.00390	0.00138
FT7217 DIVIDEND INCOME SELECT CLOSED END PORTFOLIO SERIES 64	35-2615586	30307C266	30307C290	30307C282	30307C274		FLZNSX	4/25/2018	0.06860	0.02433
FT7217 DIVIDEND INCOME SELECT CLOSED END PORTFOLIO SERIES 64	35-2615586	30307C266	30307C290	30307C282	30307C274		FLZNSX	5/25/2018	0.06860	0.02433
FT7217 DIVIDEND INCOME SELECT CLOSED END PORTFOLIO SERIES 64	35-2615586	30307C266	30307C290	30307C282	30307C274		FLZNSX	6/25/2018	0.00690	0.00245
FT7217 DIVIDEND INCOME SELECT CLOSED END PORTFOLIO SERIES 64	35-2615586	30307C266	30307C290	30307C282	30307C274		FLZNSX	6/25/2018	0.06860	0.02433
FT7217 DIVIDEND INCOME SELECT CLOSED END PORTFOLIO SERIES 64	35-2615586	30307C266	30307C290	30307C282	30307C274		FLZNSX	7/25/2018	0.06680	0.02369
FT7217 DIVIDEND INCOME SELECT CLOSED END PORTFOLIO SERIES 64	35-2615586	30307C266	30307C290	30307C282	30307C274		FLZNSX	8/25/2018	0.06680	0.02369
FT7217 DIVIDEND INCOME SELECT CLOSED END PORTFOLIO SERIES 64	35-2615586	30307C266	30307C290	30307C282	30307C274		FLZNSX	9/25/2018	0.06680	0.02369
FT7217 DIVIDEND INCOME SELECT CLOSED END PORTFOLIO SERIES 64	35-2615586	30307C266	30307C290	30307C282	30307C274		FLZNSX	9/25/2018	0.00670	0.00238
FT7217 DIVIDEND INCOME SELECT CLOSED END PORTFOLIO SERIES 64	35-2615586	30307C266	30307C290	30307C282	30307C274		FLZNSX	10/25/2018	0.06610	0.02345
FT7217 DIVIDEND INCOME SELECT CLOSED END PORTFOLIO SERIES 64	35-2615586	30307C266	30307C290	30307C282	30307C274		FLZNSX	11/25/2018	0.06610	0.02345

Issuer's Name	EIN	CUSIP 1	CUSIP 2	CUSIP 3	CUSIP 4	CUSIP 5	Ticker Symbol	Date of Corporate Action	Distribution Per Unit	Per Unit Reduction of Taxpayer's Basis
FT7217 DIVIDEND INCOME SELECT CLOSED END PORTFOLIO SERIES 64	35-2615586	30307C266	30307C290	30307C282	30307C274		FLZNSX	12/25/2018	0.11190	0.03969
FT7217 DIVIDEND INCOME SELECT CLOSED END PORTFOLIO SERIES 64	35-2615586	30307C266	30307C290	30307C282	30307C274		FLZNSX	12/25/2018	0.06610	0.02345
FT7218 STRATEGIC INCOME ADVANTAGE OPPORTUNITY CLOSED END 5	35-2615622	30307C332	30307C324	30307C316	30307C308		FTIORX	3/25/2018	0.02760	0.00830
FT7218 STRATEGIC INCOME ADVANTAGE OPPORTUNITY CLOSED END 5	35-2615622	30307C332	30307C324	30307C316	30307C308		FTIORX	4/25/2018	0.05300	0.01594
FT7218 STRATEGIC INCOME ADVANTAGE OPPORTUNITY CLOSED END 5	35-2615622	30307C332	30307C324	30307C316	30307C308		FTIORX	5/25/2018	0.05300	0.01594
FT7218 STRATEGIC INCOME ADVANTAGE OPPORTUNITY CLOSED END 5	35-2615622	30307C332	30307C324	30307C316	30307C308		FTIORX	6/25/2018	0.05300	0.01594
FT7218 STRATEGIC INCOME ADVANTAGE OPPORTUNITY CLOSED END 5	35-2615622	30307C332	30307C324	30307C316	30307C308		FTIORX	7/25/2018	0.05290	0.01591
FT7218 STRATEGIC INCOME ADVANTAGE OPPORTUNITY CLOSED END 5	35-2615622	30307C332	30307C324	30307C316	30307C308		FTIORX	8/25/2018	0.05290	0.01591
FT7218 STRATEGIC INCOME ADVANTAGE OPPORTUNITY CLOSED END 5	35-2615622	30307C332	30307C324	30307C316	30307C308		FTIORX	9/25/2018	0.05290	0.01591
FT7218 STRATEGIC INCOME ADVANTAGE OPPORTUNITY CLOSED END 5	35-2615622	30307C332	30307C324	30307C316	30307C308		FTIORX	10/25/2018	0.05260	0.01582
FT7218 STRATEGIC INCOME ADVANTAGE OPPORTUNITY CLOSED END 5	35-2615622	30307C332	30307C324	30307C316	30307C308		FTIORX	11/25/2018	0.05260	0.01582
FT7218 STRATEGIC INCOME ADVANTAGE OPPORTUNITY CLOSED END 5	35-2615622	30307C332	30307C324	30307C316	30307C308		FTIORX	12/25/2018	0.05260	0.01582
FT7218 STRATEGIC INCOME ADVANTAGE OPPORTUNITY CLOSED END 5	35-2615622	30307C332	30307C324	30307C316	30307C308		FTIORX	12/25/2018	0.06460	0.01943
FT7224 CLOUD COMPUTING PORTFOLIO SERIES 20	35-2615648	30307C357	30307C340	30307C365	30307C373		FHOERX	6/25/2018	0.01420	0.00227
FT7224 CLOUD COMPUTING PORTFOLIO SERIES 20	35-2615648	30307C357	30307C340	30307C365	30307C373		FHOERX	12/25/2018	0.00220	0.00035
FT7224 CLOUD COMPUTING PORTFOLIO SERIES 20	35-2615648	30307C357	30307C340	30307C365	30307C373		FHOERX	12/25/2018	0.02760	0.00442
FT7224 CLOUD COMPUTING PORTFOLIO SERIES 20	35-2615648	30307C357	30307C340	30307C365	30307C373		FHOERX	1/8/2019	0.05040	0.00806
FT7248 TACTICAL INCOME OPPORTUNITY PORTFOLIO SERIES 4	35-2615639	30307C415	30307C381	30307C399	30307C407		FHBWZX	4/25/2018	0.05290	0.00320
FT7248 TACTICAL INCOME OPPORTUNITY PORTFOLIO SERIES 4	35-2615639	30307C415	30307C381	30307C399	30307C407		FHBWZX	5/25/2018	0.04490	0.00271
FT7248 TACTICAL INCOME OPPORTUNITY PORTFOLIO SERIES 4	35-2615639	30307C415	30307C381	30307C399	30307C407		FHBWZX	6/25/2018	0.06180	0.00373
FT7248 TACTICAL INCOME OPPORTUNITY PORTFOLIO SERIES 4	35-2615639	30307C415	30307C381	30307C399	30307C407		FHBWZX	7/25/2018	0.05360	0.00324
FT7248 TACTICAL INCOME OPPORTUNITY PORTFOLIO SERIES 4	35-2615639	30307C415	30307C381	30307C399	30307C407		FHBWZX	8/25/2018	0.05150	0.00311
FT7248 TACTICAL INCOME OPPORTUNITY PORTFOLIO SERIES 4	35-2615639	30307C415	30307C381	30307C399	30307C407		FHBWZX	9/25/2018	0.07590	0.00458
FT7248 TACTICAL INCOME OPPORTUNITY PORTFOLIO SERIES 4	35-2615639	30307C415	30307C381	30307C399	30307C407		FHBWZX	10/25/2018	0.04800	0.00290
FT7248 TACTICAL INCOME OPPORTUNITY PORTFOLIO SERIES 4	35-2615639	30307C415	30307C381	30307C399	30307C407		FHBWZX	11/25/2018	0.04510	0.00272
FT7248 TACTICAL INCOME OPPORTUNITY PORTFOLIO SERIES 4	35-2615639	30307C415	30307C381	30307C399	30307C407		FHBWZX	12/25/2018	0.05470	0.00330
FT7249 CYBERSECURITY PORTFOLIO SERIES 11	35-2615650	30307C423	30307C431	30307C449	30307C456		FCNLEX	10/25/2018	0.01250	0.00232
FT7249 CYBERSECURITY PORTFOLIO SERIES 11	35-2615650	30307C423	30307C431	30307C449	30307C456		FCNLEX	12/25/2018	0.00800	0.00148
FT7249 CYBERSECURITY PORTFOLIO SERIES 11	35-2615650	30307C423	30307C431	30307C449	30307C456		FCNLEX	1/8/2019	0.06040	0.01121
FT7247 JAPAN PORTFOLIO SERIES 11	35-2615607	30307C472	30307C464	30307C480	30307C498		FVORWX	12/25/2018	0.06010	0.01496
FT7250 CORP IVSTMT GR PT 3 7 Y S3	35-2615644	30307C514	30307C506				FVEGPX	4/25/2018	2.61000	1.11604
FT7250 CORP IVSTMT GR PT 3 7 Y S3	35-2615644	30307C514	30307C506				FVEGPX	5/25/2018	2.80000	1.19728
FT7250 CORP IVSTMT GR PT 3 7 Y S3	35-2615644	30307C514	30307C506				FVEGPX	6/25/2018	2.80000	1.19728
FT7250 CORP IVSTMT GR PT 3 7 Y S3	35-2615644	30307C514	30307C506				FVEGPX	7/25/2018	2.80000	1.19728
FT7250 CORP IVSTMT GR PT 3 7 Y S3	35-2615644	30307C514	30307C506				FVEGPX	8/25/2018	2.80000	1.19728
FT7250 CORP IVSTMT GR PT 3 7 Y S3	35-2615644	30307C514	30307C506				FVEGPX	9/25/2018	2.81000	1.20156
FT7250 CORP IVSTMT GR PT 3 7 Y S3	35-2615644	30307C514	30307C506				FVEGPX	10/25/2018	2.81000	1.20156
FT7250 CORP IVSTMT GR PT 3 7 Y S3	35-2615644	30307C514	30307C506				FVEGPX	11/25/2018	2.80000	1.19728
FT7250 CORP IVSTMT GR PT 3 7 Y S3	35-2615644	30307C514	30307C506				FVEGPX	12/25/2018	2.81000	1.20156
FT7294 INCOME ALLOCATION CLOSED END 2Q 18	35-2618954	30307C555	30307C522	30307C530	30307C548		FQLDNX	5/25/2018	0.06600	0.01447
FT7294 INCOME ALLOCATION CLOSED END 2Q 18	35-2618954	30307C555	30307C522	30307C530	30307C548		FQLDNX	6/25/2018	0.06420	0.01407
FT7294 INCOME ALLOCATION CLOSED END 2Q 18	35-2618954	30307C555	30307C522	30307C530	30307C548		FQLDNX	7/25/2018	0.06390	0.01401
FT7294 INCOME ALLOCATION CLOSED END 2Q 18	35-2618954	30307C555	30307C522	30307C530	30307C548		FQLDNX	8/25/2018	0.06390	0.01401
FT7294 INCOME ALLOCATION CLOSED END 2Q 18	35-2618954	30307C555	30307C522	30307C530	30307C548		FQLDNX	9/25/2018	0.06390	0.01401
FT7294 INCOME ALLOCATION CLOSED END 2Q 18	35-2618954	30307C555	30307C522	30307C530	30307C548		FQLDNX	10/25/2018	0.06270	0.01374
FT7294 INCOME ALLOCATION CLOSED END 2Q 18	35-2618954	30307C555	30307C522	30307C530	30307C548		FQLDNX	11/25/2018	0.06270	0.01374
FT7294 INCOME ALLOCATION CLOSED END 2Q 18	35-2618954	30307C555	30307C522	30307C530	30307C548		FQLDNX	12/25/2018	0.05470	0.01199
FT7294 INCOME ALLOCATION CLOSED END 2Q 18	35-2618954	30307C555	30307C522	30307C530	30307C548		FQLDNX	12/25/2018	0.06270	0.01374
FT7295 DIVERSIFIED EQUITY STRATEGIC ALL P 2Q 18 TERM 71519	35-2618955	30307C563	30307C589	30307C597	30307C571		FWTGPX	6/25/2018	0.03060	0.00651
FT7295 DIVERSIFIED EQUITY STRATEGIC ALL P 2Q 18 TERM 71519	35-2618955	30307C563	30307C589	30307C597	30307C571		FWTGPX	12/25/2018	0.03170	0.00674
FT7295 DIVERSIFIED EQUITY STRATEGIC ALL P 2Q 18 TERM 71519	35-2618955	30307C563	30307C589	30307C597	30307C571		FWTGPX	12/25/2018	0.08830	0.01878
FT7296 TARGET DIVSD GLOBAL ALLOCATION 2Q18 TERM 7919	35-2618956	30307C613	30307C639	30307C621	30307C605		FKROZX	6/25/2018	0.04230	0.00537
FT7296 TARGET DIVSD GLOBAL ALLOCATION 2Q18 TERM 7919	35-2618956	30307C613	30307C639	30307C621	30307C605		FKROZX	7/25/2018	0.02580	0.00328
FT7296 TARGET DIVSD GLOBAL ALLOCATION 2Q18 TERM 7919	35-2618956	30307C613	30307C639	30307C621	30307C605		FKROZX	8/25/2018	0.02130	0.00271
FT7296 TARGET DIVSD GLOBAL ALLOCATION 2Q18 TERM 7919	35-2618956	30307C613	30307C639	30307C621	30307C605		FKROZX	9/25/2018	0.04390	0.00558
FT7296 TARGET DIVSD GLOBAL ALLOCATION 2Q18 TERM 7919	35-2618956	30307C613	30307C639	30307C621	30307C605		FKROZX	10/25/2018	0.02180	0.00277
FT7296 TARGET DIVSD GLOBAL ALLOCATION 2Q18 TERM 7919	35-2618956	30307C613	30307C639	30307C621	30307C605		FKROZX	11/25/2018	0.01770	0.00225
FT7296 TARGET DIVSD GLOBAL ALLOCATION 2Q18 TERM 7919	35-2618956	30307C613	30307C639	30307C621	30307C605		FKROZX	11/25/2018	0.00560	0.00071

Issuer's Name	EIN	CUSIP 1	CUSIP 2	CUSIP 3	CUSIP 4	CUSIP 5	Ticker Symbol	Date of Corporate Action	Distribution Per Unit	Per Unit Reduction of Taxpayer's Basis
FT7296 TARGET DIVSD GLOBAL ALLOCATION 2Q18 TERM 7919	35-2618956	30307C613	30307C639	30307C621	30307C605		FKROZX	12/25/2018	0.03270	0.00415
FT7296 TARGET DIVSD GLOBAL ALLOCATION 2Q18 TERM 7919	35-2618956	30307C613	30307C639	30307C621	30307C605		FKROZX	12/25/2018	0.01330	0.00169
FT7297 EUROPEAN TARGET HIGH QUALITY DVD 2Q18 TERM 7919	35-2618957	30307C662	30307C654	30307C670	30307C647		FTRNLX	5/25/2018	0.04330	0.00891
FT7297 EUROPEAN TARGET HIGH QUALITY DVD 2Q18 TERM 7919	35-2618957	30307C662	30307C654	30307C670	30307C647		FTRNLX	6/25/2018	0.03400	0.00700
FT7297 EUROPEAN TARGET HIGH QUALITY DVD 2Q18 TERM 7919	35-2618957	30307C662	30307C654	30307C670	30307C647		FTRNLX	7/25/2018	0.02890	0.00595
FT7297 EUROPEAN TARGET HIGH QUALITY DVD 2Q18 TERM 7919	35-2618957	30307C662	30307C654	30307C670	30307C647		FTRNLX	10/25/2018	0.02000	0.00412
FT7297 EUROPEAN TARGET HIGH QUALITY DVD 2Q18 TERM 7919	35-2618957	30307C662	30307C654	30307C670	30307C647		FTRNLX	11/25/2018	0.03060	0.00630
FT7297 TARGET DVD BLEND 2Q 18 TERM 7919	35-2618958	30307C696	30307C712	30307C704	30307C688		FAVMCX	5/25/2018	0.01220	0.00032
FT7297 TARGET DVD BLEND 2Q 18 TERM 7919	35-2618958	30307C696	30307C712	30307C704	30307C688		FAVMCX	6/25/2018	0.04310	0.00114
FT7297 TARGET DVD BLEND 2Q 18 TERM 7919	35-2618958	30307C696	30307C712	30307C704	30307C688		FAVMCX	7/25/2018	0.03800	0.00101
FT7297 TARGET DVD BLEND 2Q 18 TERM 7919	35-2618958	30307C696	30307C712	30307C704	30307C688		FAVMCX	8/25/2018	0.02600	0.00069
FT7297 TARGET DVD BLEND 2Q 18 TERM 7919	35-2618958	30307C696	30307C712	30307C704	30307C688		FAVMCX	9/25/2018	0.05930	0.00157
FT7297 TARGET DVD BLEND 2Q 18 TERM 7919	35-2618958	30307C696	30307C712	30307C704	30307C688		FAVMCX	10/25/2018	0.03000	0.00080
FT7297 TARGET DVD BLEND 2Q 18 TERM 7919	35-2618958	30307C696	30307C712	30307C704	30307C688		FAVMCX	11/25/2018	0.01980	0.00052
FT7297 TARGET DVD BLEND 2Q 18 TERM 7919	35-2618958	30307C696	30307C712	30307C704	30307C688		FAVMCX	12/25/2018	0.04280	0.00113
FT7297 TARGET DVD BLEND 2Q 18 TERM 7919	35-2618958	30307C696	30307C712	30307C704	30307C688		FAVMCX	1/8/2019	0.01270	0.00034
FT7298 VALUE LINE TARGET SAFETY 30 2Q 18 TERM 7919	35-2618960	30307C779	30307C787	30307C761	30307C795		FVELZX	6/25/2018	0.03500	0.00567
FT7298 VALUE LINE TARGET SAFETY 30 2Q 18 TERM 7919	35-2618960	30307C779	30307C787	30307C761	30307C795		FVELZX	12/25/2018	0.13950	0.02259
FT7300 SP DIVIDEND ARISTOCRATS TARGET 25 2Q 18 TERM 7919	35-2618961	30307D223	30307D256	30307D249	30307D231		FKTNEX	6/25/2018	0.03820	0.00199
FT7300 SP DIVIDEND ARISTOCRATS TARGET 25 2Q 18 TERM 7919	35-2618961	30307D223	30307D256	30307D249	30307D231		FKTNEX	7/25/2018	0.01310	0.00068
FT7300 SP DIVIDEND ARISTOCRATS TARGET 25 2Q 18 TERM 7919	35-2618961	30307D223	30307D256	30307D249	30307D231		FKTNEX	8/25/2018	0.01850	0.00096
FT7300 SP DIVIDEND ARISTOCRATS TARGET 25 2Q 18 TERM 7919	35-2618961	30307D223	30307D256	30307D249	30307D231		FKTNEX	9/25/2018	0.03130	0.00163
FT7300 SP DIVIDEND ARISTOCRATS TARGET 25 2Q 18 TERM 7919	35-2618961	30307D223	30307D256	30307D249	30307D231		FKTNEX	10/25/2018	0.01290	0.00067
FT7300 SP DIVIDEND ARISTOCRATS TARGET 25 2Q 18 TERM 7919	35-2618961	30307D223	30307D256	30307D249	30307D231		FKTNEX	11/25/2018	0.02010	0.00105
FT7300 SP DIVIDEND ARISTOCRATS TARGET 25 2Q 18 TERM 7919	35-2618961	30307D223	30307D256	30307D249	30307D231		FKTNEX	12/25/2018	0.02890	0.00151
FT7300 TARGET DIVSD DVD 2Q 18 TERM 7919	35-2618963	30307D322	30307D306	30307D314	30307D330		FOADWX	6/25/2018	0.05950	0.00432
FT7300 TARGET DIVSD DVD 2Q 18 TERM 7919	35-2618963	30307D322	30307D306	30307D314	30307D330		FOADWX	7/25/2018	0.03270	0.00237
FT7300 TARGET DIVSD DVD 2Q 18 TERM 7919	35-2618963	30307D322	30307D306	30307D314	30307D330		FOADWX	8/25/2018	0.01950	0.00142
FT7300 TARGET DIVSD DVD 2Q 18 TERM 7919	35-2618963	30307D322	30307D306	30307D314	30307D330		FOADWX	9/25/2018	0.07170	0.00521
FT7300 TARGET DIVSD DVD 2Q 18 TERM 7919	35-2618963	30307D322	30307D306	30307D314	30307D330		FOADWX	10/25/2018	0.02830	0.00205
FT7300 TARGET DIVSD DVD 2Q 18 TERM 7919	35-2618963	30307D322	30307D306	30307D314	30307D330		FOADWX	11/25/2018	0.02620	0.00190
FT7300 TARGET DIVSD DVD 2Q 18 TERM 7919	35-2618963	30307D322	30307D306	30307D314	30307D330		FOADWX	12/25/2018	0.04760	0.00346
FT7300 TARGET DBL PLAY 2Q 18 TERM 7919	35-2618964	30307D371	30307D348	30307D355	30307D363		FMUKBX	6/25/2018	0.05070	0.01025
FT7300 TARGET DBL PLAY 2Q 18 TERM 7919	35-2618964	30307D371	30307D348	30307D355	30307D363		FMUKBX	8/25/2018	0.01420	0.00287
FT7300 TARGET DBL PLAY 2Q 18 TERM 7919	35-2618964	30307D371	30307D348	30307D355	30307D363		FMUKBX	9/25/2018	0.05150	0.01041
FT7300 TARGET DBL PLAY 2Q 18 TERM 7919	35-2618964	30307D371	30307D348	30307D355	30307D363		FMUKBX	11/25/2018	0.01180	0.00239
FT7300 TARGET DBL PLAY 2Q 18 TERM 7919	35-2618964	30307D371	30307D348	30307D355	30307D363		FMUKBX	12/25/2018	0.05220	0.01055
FT7300 TARGET GLOBAL DVD LEADERS 2Q 18 TERM 7919	35-2618966	30307D389	30307D405	30307D413	30307D397		FNRTAX	5/25/2018	0.01080	0.00035
FT7300 TARGET GLOBAL DVD LEADERS 2Q 18 TERM 7919	35-2618966	30307D389	30307D405	30307D413	30307D397		FNRTAX	6/25/2018	0.05120	0.00167
FT7300 TARGET GLOBAL DVD LEADERS 2Q 18 TERM 7919	35-2618966	30307D389	30307D405	30307D413	30307D397		FNRTAX	7/25/2018	0.05010	0.00163
FT7300 TARGET GLOBAL DVD LEADERS 2Q 18 TERM 7919	35-2618966	30307D389	30307D405	30307D413	30307D397		FNRTAX	8/25/2018	0.04120	0.00134
FT7300 TARGET GLOBAL DVD LEADERS 2Q 18 TERM 7919	35-2618966	30307D389	30307D405	30307D413	30307D397		FNRTAX	9/25/2018	0.08010	0.00261
FT7300 TARGET GLOBAL DVD LEADERS 2Q 18 TERM 7919	35-2618966	30307D389	30307D405	30307D413	30307D397		FNRTAX	10/25/2018	0.03810	0.00124
FT7300 TARGET GLOBAL DVD LEADERS 2Q 18 TERM 7919	35-2618966	30307D389	30307D405	30307D413	30307D397		FNRTAX	11/25/2018	0.02820	0.00092
FT7300 TARGET GLOBAL DVD LEADERS 2Q 18 TERM 7919	35-2618966	30307D389	30307D405	30307D413	30307D397		FNRTAX	12/25/2018	0.04500	0.00147
FT7300 TARGET GLOBAL DVD LEADERS 2Q 18 TERM 7919	35-2618966	30307D389	30307D405	30307D413	30307D397		FNRTAX	1/8/2019	0.02520	0.00082
FT7300 SP TARGET SMID 60 2Q 18 TERM 7919	35-2618962	30307D488	30307D462	30307D470	30307D496		FWREMX	6/25/2018	0.02270	0.01816
FT7300 SP TARGET SMID 60 2Q 18 TERM 7919	35-2618962	30307D488	30307D462	30307D470	30307D496		FWREMX	11/25/2018	0.10910	0.00872
FT7300 SP TARGET SMID 60 2Q 18 TERM 7919	35-2618962	30307D488	30307D462	30307D470	30307D496		FWREMX	12/25/2018	0.08520	0.06816
FT7300 SP TARGET SMID 60 2Q 18 TERM 7919	35-2618962	30307D488	30307D462	30307D470	30307D496		FWREMX	12/25/2018	0.29540	0.23632
FT7300 TARGET FOCUS 4 2Q 18 TERM 7919	35-2618965	30307D504	30307D538	30307D520	30307D512		FWYNPX	6/25/2018	0.04230	0.02104
FT7300 TARGET FOCUS 4 2Q 18 TERM 7919	35-2618965	30307D504	30307D538	30307D520	30307D512		FWYNPX	11/25/2018	0.03250	0.01617
FT7300 TARGET FOCUS 4 2Q 18 TERM 7919	35-2618965	30307D504	30307D538	30307D520	30307D512		FWYNPX	12/25/2018	0.08800	0.04377
FT7300 TARGET FOCUS 4 2Q 18 TERM 7919	35-2618965	30307D504	30307D538	30307D520	30307D512		FWYNPX	12/25/2018	0.11640	0.05790
FT7300 TARGET GROWTH 2Q 18 TERM 7919	35-2618967	30307D546	30307D561	30307D553	30307D579		FPBYGX	12/25/2018	0.04000	0.01849
FT7300 TARGET TRIAD 2Q 18 TERM 7919	35-2618968	30307D603	30307D587	30307D595	30307D611		FBJNCX	6/25/2018	0.02820	0.00271

Issuer's Name	EIN	CUSIP 1	CUSIP 2	CUSIP 3	CUSIP 4	CUSIP 5	Ticker Symbol	Date of Corporate Action	Distribution Per Unit	Per Unit Reduction of Taxpayer's Basis
FT7300 TARGET TRIAD 2Q 18 TERM 7919	35-2618968	30307D603	30307D587	30307D595	30307D611		FBJNCX	12/25/2018	0.09840	0.00945
FT7300 TARGET VIP 2Q 18 TERM 7919	35-2618969	30307D645	30307D637	30307D629	30307D652		FBUETX	6/25/2018	0.03650	0.01014
FT7300 TARGET VIP 2Q 18 TERM 7919	35-2618969	30307D645	30307D637	30307D629	30307D652		FBUETX	12/25/2018	0.03400	0.00945
FT7300 TARGET VIP 2Q 18 TERM 7919	35-2618969	30307D645	30307D637	30307D629	30307D652		FBUETX	12/25/2018	0.06890	0.01915
FT7253 STRATEGIC INC ADVANTAGE SEL CLOSED END PORT SER 73	35-2615641	30307D769	30307D744	30307D751	30307D777		FEYARX	4/25/2018	0.07450	0.02062
FT7253 STRATEGIC INC ADVANTAGE SEL CLOSED END PORT SER 73	35-2615641	30307D769	30307D744	30307D751	30307D777		FEYARX	5/25/2018	0.05660	0.01567
FT7253 STRATEGIC INC ADVANTAGE SEL CLOSED END PORT SER 73	35-2615641	30307D769	30307D744	30307D751	30307D777		FEYARX	6/25/2018	0.05660	0.01567
FT7253 STRATEGIC INC ADVANTAGE SEL CLOSED END PORT SER 73	35-2615641	30307D769	30307D744	30307D751	30307D777		FEYARX	7/25/2018	0.05540	0.01533
FT7253 STRATEGIC INC ADVANTAGE SEL CLOSED END PORT SER 73	35-2615641	30307D769	30307D744	30307D751	30307D777		FEYARX	8/25/2018	0.05540	0.01533
FT7253 STRATEGIC INC ADVANTAGE SEL CLOSED END PORT SER 73	35-2615641	30307D769	30307D744	30307D751	30307D777		FEYARX	9/25/2018	0.05540	0.01533
FT7253 STRATEGIC INC ADVANTAGE SEL CLOSED END PORT SER 73	35-2615641	30307D769	30307D744	30307D751	30307D777		FEYARX	10/25/2018	0.05440	0.01506
FT7253 STRATEGIC INC ADVANTAGE SEL CLOSED END PORT SER 73	35-2615641	30307D769	30307D744	30307D751	30307D777		FEYARX	11/25/2018	0.05440	0.01506
FT7253 STRATEGIC INC ADVANTAGE SEL CLOSED END PORT SER 73	35-2615641	30307D769	30307D744	30307D751	30307D777		FEYARX	12/25/2018	0.05440	0.01506
FT7253 STRATEGIC INC ADVANTAGE SEL CLOSED END PORT SER 73	35-2615641	30307D769	30307D744	30307D751	30307D777		FEYARX	12/25/2018	0.06560	0.01816
FT7254 MUNICIPAL ADVANTAGE CLOSED END AND ETF PORT SER 47	35-2615643	30307D801	30307D819	30307D785	30307D793		FMGHBX	4/25/2018	0.02490	0.00083
FT7254 MUNICIPAL ADVANTAGE CLOSED END AND ETF PORT SER 47	35-2615643	30307D801	30307D819	30307D785	30307D793		FMGHBX	5/25/2018	0.02690	0.00089
FT7254 MUNICIPAL ADVANTAGE CLOSED END AND ETF PORT SER 47	35-2615643	30307D801	30307D819	30307D785	30307D793		FMGHBX	6/25/2018	0.02690	0.00089
FT7254 MUNICIPAL ADVANTAGE CLOSED END AND ETF PORT SER 47	35-2615643	30307D801	30307D819	30307D785	30307D793		FMGHBX	7/25/2018	0.02640	0.00088
FT7254 MUNICIPAL ADVANTAGE CLOSED END AND ETF PORT SER 47	35-2615643	30307D801	30307D819	30307D785	30307D793		FMGHBX	8/25/2018	0.02640	0.00088
FT7254 MUNICIPAL ADVANTAGE CLOSED END AND ETF PORT SER 47	35-2615643	30307D801	30307D819	30307D785	30307D793		FMGHBX	9/25/2018	0.02640	0.00088
FT7254 MUNICIPAL ADVANTAGE CLOSED END AND ETF PORT SER 47	35-2615643	30307D801	30307D819	30307D785	30307D793		FMGHBX	10/25/2018	0.02610	0.00087
FT7254 MUNICIPAL ADVANTAGE CLOSED END AND ETF PORT SER 47	35-2615643	30307D801	30307D819	30307D785	30307D793		FMGHBX	11/25/2018	0.02610	0.00087
FT7254 MUNICIPAL ADVANTAGE CLOSED END AND ETF PORT SER 47	35-2615643	30307D801	30307D819	30307D785	30307D793		FMGHBX	12/25/2018	0.02610	0.00087
FT7254 MUNICIPAL ADVANTAGE CLOSED END AND ETF PORT SER 47	35-2615643	30307D801	30307D819	30307D785	30307D793		FMGHBX	1/8/2019	0.01070	0.00036
FT7219 CYCLICAL STRENGTH PORTFOLIO SERIES 21	35-2615657	30307D827	30307D850	30307D835	30307D843		FVAILX	6/25/2018	0.01860	0.00143
FT7219 CYCLICAL STRENGTH PORTFOLIO SERIES 21	35-2615657	30307D827	30307D850	30307D835	30307D843		FVAILX	12/25/2018	0.05740	0.00440
FT7220 DIVIDEND EDGE PORTFOLIO SERIES 10	35-2618850	30307E106	30307E122	30307E114	30307E130		FIWGVX	5/25/2018	0.03430	0.00538
FT7220 DIVIDEND EDGE PORTFOLIO SERIES 10	35-2618850	30307E106	30307E122	30307E114	30307E130		FIWGVX	6/25/2018	0.04450	0.00698
FT7220 DIVIDEND EDGE PORTFOLIO SERIES 10	35-2618850	30307E106	30307E122	30307E114	30307E130		FIWGVX	7/25/2018	0.02870	0.00450
FT7220 DIVIDEND EDGE PORTFOLIO SERIES 10	35-2618850	30307E106	30307E122	30307E114	30307E130		FIWGVX	8/25/2018	0.02670	0.00419
FT7220 DIVIDEND EDGE PORTFOLIO SERIES 10	35-2618850	30307E106	30307E122	30307E114	30307E130		FIWGVX	9/25/2018	0.04990	0.00782
FT7220 DIVIDEND EDGE PORTFOLIO SERIES 10	35-2618850	30307E106	30307E122	30307E114	30307E130		FIWGVX	10/25/2018	0.03150	0.00494
FT7220 DIVIDEND EDGE PORTFOLIO SERIES 10	35-2618850	30307E106	30307E122	30307E114	30307E130		FIWGVX	11/25/2018	0.03010	0.00472
FT7220 DIVIDEND EDGE PORTFOLIO SERIES 10	35-2618850	30307E106	30307E122	30307E114	30307E130		FIWGVX	12/25/2018	0.04810	0.00754
FT7220 DIVIDEND EDGE PORTFOLIO SERIES 10	35-2618850	30307E106	30307E122	30307E114	30307E130		FIWGVX	12/25/2018	0.00560	0.00088
FT7221 ENERGY SELECT PORTFOLIO SERIES 67	35-2618851	30307E148	30307E163	30307E155	30307E171		FCRJMX	6/25/2018	0.06350	0.01175
FT7221 ENERGY SELECT PORTFOLIO SERIES 67	35-2618851	30307E148	30307E163	30307E155	30307E171		FCRJMX	10/25/2018	0.06480	0.01199
FT7221 ENERGY SELECT PORTFOLIO SERIES 67	35-2618851	30307E148	30307E163	30307E155	30307E171		FCRJMX	12/25/2018	0.11890	0.02200
FT7223 WATER UTILITY INFRASTRUCTURE SELECT PORT SER 49	35-2618853	30307E213	30307E189	30307E197	30307E205		FBEWLX	6/25/2018	0.02330	0.00759
FT7223 WATER UTILITY INFRASTRUCTURE SELECT PORT SER 49	35-2618853	30307E213	30307E189	30307E197	30307E205		FBEWLX	12/25/2018	0.04000	0.01303
FT7255 CAPITAL STRENGTH BUY WRITE PORTFOLIO SERIES 38	35-2618855	30307E221	30307E239				FQTM DX	6/25/2018	0.01880	0.01261
FT7255 CAPITAL STRENGTH BUY WRITE PORTFOLIO SERIES 38	35-2618855	30307E221	30307E239				FQTM DX	7/25/2018	0.17320	0.11613
FT7255 CAPITAL STRENGTH BUY WRITE PORTFOLIO SERIES 38	35-2618855	30307E221	30307E239				FQTM DX	10/25/2018	0.17280	0.11586
FT7255 CAPITAL STRENGTH BUY WRITE PORTFOLIO SERIES 38	35-2618855	30307E221	30307E239				FQTM DX	12/25/2018	0.07520	0.05042
FT7235 DIVIDEND GROWTH PORTFOLIO SERIES 21	35-2618856	30307E270	30307E247	30307E254	30307E262		FBHEOX	5/25/2018	0.01330	0.00017
FT7235 DIVIDEND GROWTH PORTFOLIO SERIES 21	35-2618856	30307E270	30307E247	30307E254	30307E262		FBHEOX	6/25/2018	0.04290	0.00056
FT7235 DIVIDEND GROWTH PORTFOLIO SERIES 21	35-2618856	30307E270	30307E247	30307E254	30307E262		FBHEOX	7/25/2018	0.01660	0.00022
FT7235 DIVIDEND GROWTH PORTFOLIO SERIES 21	35-2618856	30307E270	30307E247	30307E254	30307E262		FBHEOX	8/25/2018	0.01370	0.00018
FT7235 DIVIDEND GROWTH PORTFOLIO SERIES 21	35-2618856	30307E270	30307E247	30307E254	30307E262		FBHEOX	9/25/2018	0.04170	0.00055
FT7235 DIVIDEND GROWTH PORTFOLIO SERIES 21	35-2618856	30307E270	30307E247	30307E254	30307E262		FBHEOX	10/25/2018	0.01770	0.00023
FT7235 DIVIDEND GROWTH PORTFOLIO SERIES 21	35-2618856	30307E270	30307E247	30307E254	30307E262		FBHEOX	11/25/2018	0.01400	0.00018
FT7235 DIVIDEND GROWTH PORTFOLIO SERIES 21	35-2618856	30307E270	30307E247	30307E254	30307E262		FBHEOX	12/25/2018	0.04410	0.00058
FT7236 DIVIDEND STRENGTH OPPORTUNITY PORTFOLIO SERIES 4	35-2618857	30307E304	30307E312	30307E296	30307E288		FHSDX	5/25/2018	0.01620	0.00090
FT7236 DIVIDEND STRENGTH OPPORTUNITY PORTFOLIO SERIES 4	35-2618857	30307E304	30307E312	30307E296	30307E288		FHSDX	6/25/2018	0.02890	0.00161
FT7236 DIVIDEND STRENGTH OPPORTUNITY PORTFOLIO SERIES 4	35-2618857	30307E304	30307E312	30307E296	30307E288		FHSDX	7/25/2018	0.02230	0.00124
FT7236 DIVIDEND STRENGTH OPPORTUNITY PORTFOLIO SERIES 4	35-2618857	30307E304	30307E312	30307E296	30307E288		FHSDX	9/25/2018	0.03760	0.00210
FT7236 DIVIDEND STRENGTH OPPORTUNITY PORTFOLIO SERIES 4	35-2618857	30307E304	30307E312	30307E296	30307E288		FHSDX	10/25/2018	0.02300	0.00128

Issuer's Name	EIN	CUSIP 1	CUSIP 2	CUSIP 3	CUSIP 4	CUSIP 5	Ticker Symbol	Date of Corporate Action	Distribution Per Unit	Per Unit Reduction of Taxpayer's Basis
FT7236 DIVIDEND STRENGTH OPPORTUNITY PORTFOLIO SERIES 4	35-2618857	30307E304	30307E312	30307E296	30307E288		FHSKDX	12/25/2018	0.03880	0.00217
FT7237 HIGH DIVIDEND EQUITY ALLOCATION PORTFOLIO SERIES 27	35-2618858	30307E346	30307E320	30307E353	30307E338		FYTWNX	4/25/2018	0.01270	0.00535
FT7237 HIGH DIVIDEND EQUITY ALLOCATION PORTFOLIO SERIES 27	35-2618858	30307E346	30307E320	30307E353	30307E338		FYTWNX	5/25/2018	0.01750	0.00737
FT7237 HIGH DIVIDEND EQUITY ALLOCATION PORTFOLIO SERIES 27	35-2618858	30307E346	30307E320	30307E353	30307E338		FYTWNX	6/25/2018	0.04980	0.02097
FT7237 HIGH DIVIDEND EQUITY ALLOCATION PORTFOLIO SERIES 27	35-2618858	30307E346	30307E320	30307E353	30307E338		FYTWNX	7/25/2018	0.02170	0.00914
FT7237 HIGH DIVIDEND EQUITY ALLOCATION PORTFOLIO SERIES 27	35-2618858	30307E346	30307E320	30307E353	30307E338		FYTWNX	8/25/2018	0.02370	0.00998
FT7237 HIGH DIVIDEND EQUITY ALLOCATION PORTFOLIO SERIES 27	35-2618858	30307E346	30307E320	30307E353	30307E338		FYTWNX	9/25/2018	0.05200	0.02189
FT7237 HIGH DIVIDEND EQUITY ALLOCATION PORTFOLIO SERIES 27	35-2618858	30307E346	30307E320	30307E353	30307E338		FYTWNX	10/25/2018	0.02360	0.00994
FT7237 HIGH DIVIDEND EQUITY ALLOCATION PORTFOLIO SERIES 27	35-2618858	30307E346	30307E320	30307E353	30307E338		FYTWNX	11/25/2018	0.01240	0.00522
FT7237 HIGH DIVIDEND EQUITY ALLOCATION PORTFOLIO SERIES 27	35-2618858	30307E346	30307E320	30307E353	30307E338		FYTWNX	12/25/2018	0.25330	0.10664
FT7237 HIGH DIVIDEND EQUITY ALLOCATION PORTFOLIO SERIES 27	35-2618858	30307E346	30307E320	30307E353	30307E338		FYTWNX	12/25/2018	0.03380	0.01423
FT7238 REIT GROWTH INCOME SELECT PORTFOLIO SERIES 45	35-2618859	30307E361	30307E395	30307E387	30307E379		FTLQBX	4/25/2018	0.02820	0.00575
FT7238 REIT GROWTH INCOME SELECT PORTFOLIO SERIES 45	35-2618859	30307E361	30307E395	30307E387	30307E379		FTLQBX	5/25/2018	0.03510	0.00715
FT7238 REIT GROWTH INCOME SELECT PORTFOLIO SERIES 45	35-2618859	30307E361	30307E395	30307E387	30307E379		FTLQBX	6/25/2018	0.03510	0.00715
FT7238 REIT GROWTH INCOME SELECT PORTFOLIO SERIES 45	35-2618859	30307E361	30307E395	30307E387	30307E379		FTLQBX	7/25/2018	0.03490	0.00711
FT7238 REIT GROWTH INCOME SELECT PORTFOLIO SERIES 45	35-2618859	30307E361	30307E395	30307E387	30307E379		FTLQBX	8/25/2018	0.03490	0.00711
FT7238 REIT GROWTH INCOME SELECT PORTFOLIO SERIES 45	35-2618859	30307E361	30307E395	30307E387	30307E379		FTLQBX	9/25/2018	0.03490	0.00711
FT7238 REIT GROWTH INCOME SELECT PORTFOLIO SERIES 45	35-2618859	30307E361	30307E395	30307E387	30307E379		FTLQBX	10/25/2018	0.03490	0.00711
FT7238 REIT GROWTH INCOME SELECT PORTFOLIO SERIES 45	35-2618859	30307E361	30307E395	30307E387	30307E379		FTLQBX	11/25/2018	0.03490	0.00711
FT7238 REIT GROWTH INCOME SELECT PORTFOLIO SERIES 45	35-2618859	30307E361	30307E395	30307E387	30307E379		FTLQBX	12/25/2018	0.02610	0.00532
FT7238 REIT GROWTH INCOME SELECT PORTFOLIO SERIES 45	35-2618859	30307E361	30307E395	30307E387	30307E379		FTLQBX	12/25/2018	0.03490	0.00711
FT7231 BIOTECHNOLOGY PORTFOLIO SERIES 40	35-2618860	30307E429	30307E411	30307E403	30307E437		FVRCUX	12/25/2018	0.01880	0.00496
FT7231 BIOTECHNOLOGY PORTFOLIO SERIES 40	35-2618860	30307E429	30307E411	30307E403	30307E437		FVRCUX	12/25/2018	0.00800	0.00211
FT7233 STONEBRIDGE PREFERRED INCOME PORTFOLIO SERIES 17	35-2618862	30307E478	30307E452	30307E460	30307E445		FLACIX	4/25/2018	0.03450	0.00988
FT7233 STONEBRIDGE PREFERRED INCOME PORTFOLIO SERIES 17	35-2618862	30307E478	30307E452	30307E460	30307E445		FLACIX	5/25/2018	0.04810	0.01378
FT7233 STONEBRIDGE PREFERRED INCOME PORTFOLIO SERIES 17	35-2618862	30307E478	30307E452	30307E460	30307E445		FLACIX	6/25/2018	0.04810	0.01378
FT7233 STONEBRIDGE PREFERRED INCOME PORTFOLIO SERIES 17	35-2618862	30307E478	30307E452	30307E460	30307E445		FLACIX	7/25/2018	0.04740	0.01358
FT7233 STONEBRIDGE PREFERRED INCOME PORTFOLIO SERIES 17	35-2618862	30307E478	30307E452	30307E460	30307E445		FLACIX	8/25/2018	0.04740	0.01358
FT7233 STONEBRIDGE PREFERRED INCOME PORTFOLIO SERIES 17	35-2618862	30307E478	30307E452	30307E460	30307E445		FLACIX	9/25/2018	0.04740	0.01358
FT7233 STONEBRIDGE PREFERRED INCOME PORTFOLIO SERIES 17	35-2618862	30307E478	30307E452	30307E460	30307E445		FLACIX	10/25/2018	0.04660	0.01335
FT7233 STONEBRIDGE PREFERRED INCOME PORTFOLIO SERIES 17	35-2618862	30307E478	30307E452	30307E460	30307E445		FLACIX	11/25/2018	0.04660	0.01335
FT7233 STONEBRIDGE PREFERRED INCOME PORTFOLIO SERIES 17	35-2618862	30307E478	30307E452	30307E460	30307E445		FLACIX	11/25/2018	0.14850	0.04255
FT7233 STONEBRIDGE PREFERRED INCOME PORTFOLIO SERIES 17	35-2618862	30307E478	30307E452	30307E460	30307E445		FLACIX	12/25/2018	0.04660	0.01335
FT7234 STRATEGIC DIVIDEND SELECT PORTFOLIO SERIES 32	35-2618863	30307E494	30307E502	30307E510	30307E486		FRUGNX	4/25/2018	0.01060	0.00227
FT7234 STRATEGIC DIVIDEND SELECT PORTFOLIO SERIES 32	35-2618863	30307E494	30307E502	30307E510	30307E486		FRUGNX	5/25/2018	0.02740	0.00588
FT7234 STRATEGIC DIVIDEND SELECT PORTFOLIO SERIES 32	35-2618863	30307E494	30307E502	30307E510	30307E486		FRUGNX	6/25/2018	0.04800	0.01030
FT7234 STRATEGIC DIVIDEND SELECT PORTFOLIO SERIES 32	35-2618863	30307E494	30307E502	30307E510	30307E486		FRUGNX	7/25/2018	0.04540	0.00974
FT7234 STRATEGIC DIVIDEND SELECT PORTFOLIO SERIES 32	35-2618863	30307E494	30307E502	30307E510	30307E486		FRUGNX	8/25/2018	0.02780	0.00596
FT7234 STRATEGIC DIVIDEND SELECT PORTFOLIO SERIES 32	35-2618863	30307E494	30307E502	30307E510	30307E486		FRUGNX	9/25/2018	0.03690	0.00792
FT7234 STRATEGIC DIVIDEND SELECT PORTFOLIO SERIES 32	35-2618863	30307E494	30307E502	30307E510	30307E486		FRUGNX	10/25/2018	0.04830	0.01036
FT7234 STRATEGIC DIVIDEND SELECT PORTFOLIO SERIES 32	35-2618863	30307E494	30307E502	30307E510	30307E486		FRUGNX	11/25/2018	0.02190	0.00470
FT7234 STRATEGIC DIVIDEND SELECT PORTFOLIO SERIES 32	35-2618863	30307E494	30307E502	30307E510	30307E486		FRUGNX	12/25/2018	0.01660	0.00356
FT7234 STRATEGIC DIVIDEND SELECT PORTFOLIO SERIES 32	35-2618863	30307E494	30307E502	30307E510	30307E486		FRUGNX	12/25/2018	0.04070	0.00873
FT7240 DORSEY WRIGHT RELATIVE STRENGTH DIV PORT SER 30	35-2618869	30307E585	30307E577	30307E593	30307E569		FCWKMX	6/25/2018	0.03940	0.00581
FT7240 DORSEY WRIGHT RELATIVE STRENGTH DIV PORT SER 30	35-2618869	30307E585	30307E577	30307E593	30307E569		FCWKMX	7/25/2018	0.01710	0.00252
FT7240 DORSEY WRIGHT RELATIVE STRENGTH DIV PORT SER 30	35-2618869	30307E585	30307E577	30307E593	30307E569		FCWKMX	9/25/2018	0.04110	0.00606
FT7240 DORSEY WRIGHT RELATIVE STRENGTH DIV PORT SER 30	35-2618869	30307E585	30307E577	30307E593	30307E569		FCWKMX	10/25/2018	0.01930	0.00284
FT7240 DORSEY WRIGHT RELATIVE STRENGTH DIV PORT SER 30	35-2618869	30307E585	30307E577	30307E593	30307E569		FCWKMX	12/25/2018	0.04130	0.00609
FT7241 INTERNATIONAL CAPITAL STRENGTH OPPORTUNITY PORT SER 4	35-2618870	30307E627	30307E635	30307E601	30307E619		FZOIPX	6/25/2018	0.04500	0.01175
FT7241 INTERNATIONAL CAPITAL STRENGTH OPPORTUNITY PORT SER 4	35-2618870	30307E627	30307E635	30307E601	30307E619		FZOIPX	12/25/2018	0.00450	0.00118
FT7241 INTERNATIONAL CAPITAL STRENGTH OPPORTUNITY PORT SER 4	35-2618870	30307E627	30307E635	30307E601	30307E619		FZOIPX	12/25/2018	0.07680	0.02006
FT7241 SMID CAPITAL STRENGTH OPPORTUNITY PORTFOLIO SERIES 4	35-2618871	30307E668	30307E676	30307E643	30307E650		FRJMQX	6/25/2018	0.01650	0.00479
FT7241 SMID CAPITAL STRENGTH OPPORTUNITY PORTFOLIO SERIES 4	35-2618871	30307E668	30307E676	30307E643	30307E650		FRJMQX	12/25/2018	0.03860	0.01119
FT7257 SABRIENT SMALL CAP GROWTH PORTFOLIO SERIES 18	35-2618947	30307E734	30307E759	30307E726	30307E742		FCRDIX	12/25/2018	0.02860	0.02860
FT7258 4060 STRATEGIC ALLOCATION PORT 2Q 18 TERM 71719	35-2618923	30307E775	30307E767	30307E791	30307E783		FPKLDX	5/25/2018	0.01990	0.00035
FT7258 4060 STRATEGIC ALLOCATION PORT 2Q 18 TERM 71719	35-2618923	30307E775	30307E767	30307E791	30307E783		FPKLDX	6/25/2018	0.02770	0.00049
FT7258 4060 STRATEGIC ALLOCATION PORT 2Q 18 TERM 71719	35-2618923	30307E775	30307E767	30307E791	30307E783		FPKLDX	7/25/2018	0.02420	0.00043

Issuer's Name	EIN	CUSIP 1	CUSIP 2	CUSIP 3	CUSIP 4	CUSIP 5	Ticker Symbol	Date of Corporate Action	Distribution Per Unit	Per Unit Reduction of Taxpayer's Basis
FT7258 4060 STRATEGIC ALLOCATION PORT 2Q 18 TERM 71719	35-2618923	30307E775	30307E767	30307E791	30307E783		FPKLDX	8/25/2018	0.02260	0.00040
FT7258 4060 STRATEGIC ALLOCATION PORT 2Q 18 TERM 71719	35-2618923	30307E775	30307E767	30307E791	30307E783		FPKLDX	9/25/2018	0.02660	0.00047
FT7258 4060 STRATEGIC ALLOCATION PORT 2Q 18 TERM 71719	35-2618923	30307E775	30307E767	30307E791	30307E783		FPKLDX	10/25/2018	0.00020	0.00000
FT7258 4060 STRATEGIC ALLOCATION PORT 2Q 18 TERM 71719	35-2618923	30307E775	30307E767	30307E791	30307E783		FPKLDX	10/25/2018	0.02220	0.00039
FT7258 4060 STRATEGIC ALLOCATION PORT 2Q 18 TERM 71719	35-2618923	30307E775	30307E767	30307E791	30307E783		FPKLDX	11/25/2018	0.00370	0.00007
FT7258 4060 STRATEGIC ALLOCATION PORT 2Q 18 TERM 71719	35-2618923	30307E775	30307E767	30307E791	30307E783		FPKLDX	11/25/2018	0.02250	0.00040
FT7258 4060 STRATEGIC ALLOCATION PORT 2Q 18 TERM 71719	35-2618923	30307E775	30307E767	30307E791	30307E783		FPKLDX	12/25/2018	0.02780	0.00049
FT7258 4060 STRATEGIC ALLOCATION PORT 2Q 18 TERM 71719	35-2618923	30307E775	30307E767	30307E791	30307E783		FPKLDX	12/25/2018	0.00860	0.00015
FT7259 6040 STRATEGIC ALLOCATION PORT 2Q 18 TERM 71619	35-2618909	30307E825	30307E809	30307E817	30307E833		FQRNDX	5/25/2018	0.01680	0.00079
FT7259 6040 STRATEGIC ALLOCATION PORT 2Q 18 TERM 71619	35-2618909	30307E825	30307E809	30307E817	30307E833		FQRNDX	6/25/2018	0.02650	0.00124
FT7259 6040 STRATEGIC ALLOCATION PORT 2Q 18 TERM 71619	35-2618909	30307E825	30307E809	30307E817	30307E833		FQRNDX	7/25/2018	0.01960	0.00092
FT7259 6040 STRATEGIC ALLOCATION PORT 2Q 18 TERM 71619	35-2618909	30307E825	30307E809	30307E817	30307E833		FQRNDX	8/25/2018	0.01840	0.00086
FT7259 6040 STRATEGIC ALLOCATION PORT 2Q 18 TERM 71619	35-2618909	30307E825	30307E809	30307E817	30307E833		FQRNDX	9/25/2018	0.02440	0.00114
FT7259 6040 STRATEGIC ALLOCATION PORT 2Q 18 TERM 71619	35-2618909	30307E825	30307E809	30307E817	30307E833		FQRNDX	10/25/2018	0.01820	0.00085
FT7259 6040 STRATEGIC ALLOCATION PORT 2Q 18 TERM 71619	35-2618909	30307E825	30307E809	30307E817	30307E833		FQRNDX	10/25/2018	0.00010	0.00000
FT7259 6040 STRATEGIC ALLOCATION PORT 2Q 18 TERM 71619	35-2618909	30307E825	30307E809	30307E817	30307E833		FQRNDX	11/25/2018	0.00560	0.00026
FT7259 6040 STRATEGIC ALLOCATION PORT 2Q 18 TERM 71619	35-2618909	30307E825	30307E809	30307E817	30307E833		FQRNDX	11/25/2018	0.01870	0.00088
FT7259 6040 STRATEGIC ALLOCATION PORT 2Q 18 TERM 71619	35-2618909	30307E825	30307E809	30307E817	30307E833		FQRNDX	12/25/2018	0.02700	0.00127
FT7259 6040 STRATEGIC ALLOCATION PORT 2Q 18 TERM 71619	35-2618909	30307E825	30307E809	30307E817	30307E833		FQRNDX	12/25/2018	0.01320	0.00062
FT7259 7525 STRATEGIC ALLOCATION PORT 2Q 18 TERM 71619	35-2618910	30307E841	30307E866	30307E858	30307E874		FBSWTX	5/25/2018	0.01310	0.00144
FT7259 7525 STRATEGIC ALLOCATION PORT 2Q 18 TERM 71619	35-2618910	30307E841	30307E866	30307E858	30307E874		FBSWTX	6/25/2018	0.02530	0.00279
FT7259 7525 STRATEGIC ALLOCATION PORT 2Q 18 TERM 71619	35-2618910	30307E841	30307E866	30307E858	30307E874		FBSWTX	7/25/2018	0.01660	0.00183
FT7259 7525 STRATEGIC ALLOCATION PORT 2Q 18 TERM 71619	35-2618910	30307E841	30307E866	30307E858	30307E874		FBSWTX	8/25/2018	0.01530	0.00168
FT7259 7525 STRATEGIC ALLOCATION PORT 2Q 18 TERM 71619	35-2618910	30307E841	30307E866	30307E858	30307E874		FBSWTX	9/25/2018	0.02290	0.00252
FT7259 7525 STRATEGIC ALLOCATION PORT 2Q 18 TERM 71619	35-2618910	30307E841	30307E866	30307E858	30307E874		FBSWTX	10/25/2018	0.01540	0.00170
FT7259 7525 STRATEGIC ALLOCATION PORT 2Q 18 TERM 71619	35-2618910	30307E841	30307E866	30307E858	30307E874		FBSWTX	11/25/2018	0.01580	0.00174
FT7259 7525 STRATEGIC ALLOCATION PORT 2Q 18 TERM 71619	35-2618910	30307E841	30307E866	30307E858	30307E874		FBSWTX	11/25/2018	0.00700	0.00077
FT7259 7525 STRATEGIC ALLOCATION PORT 2Q 18 TERM 71619	35-2618910	30307E841	30307E866	30307E858	30307E874		FBSWTX	12/25/2018	0.01660	0.00183
FT7259 7525 STRATEGIC ALLOCATION PORT 2Q 18 TERM 71619	35-2618910	30307E841	30307E866	30307E858	30307E874		FBSWTX	12/25/2018	0.02600	0.00286
FT7260 DIVERSIFIED FIXED INCOME ETF PORTFOLIO SERIES 34	35-2618911	30307F103	30307F137	30307F111	30307F129		FPZYQX	5/25/2018	0.03090	0.00077
FT7260 DIVERSIFIED FIXED INCOME ETF PORTFOLIO SERIES 34	35-2618911	30307F103	30307F137	30307F111	30307F129		FPZYQX	6/25/2018	0.02960	0.00074
FT7260 DIVERSIFIED FIXED INCOME ETF PORTFOLIO SERIES 34	35-2618911	30307F103	30307F137	30307F111	30307F129		FPZYQX	7/25/2018	0.03250	0.00081
FT7260 DIVERSIFIED FIXED INCOME ETF PORTFOLIO SERIES 34	35-2618911	30307F103	30307F137	30307F111	30307F129		FPZYQX	8/25/2018	0.03250	0.00081
FT7260 DIVERSIFIED FIXED INCOME ETF PORTFOLIO SERIES 34	35-2618911	30307F103	30307F137	30307F111	30307F129		FPZYQX	9/25/2018	0.03250	0.00081
FT7260 DIVERSIFIED FIXED INCOME ETF PORTFOLIO SERIES 34	35-2618911	30307F103	30307F137	30307F111	30307F129		FPZYQX	10/25/2018	0.00030	0.00001
FT7260 DIVERSIFIED FIXED INCOME ETF PORTFOLIO SERIES 34	35-2618911	30307F103	30307F137	30307F111	30307F129		FPZYQX	10/25/2018	0.02910	0.00073
FT7260 DIVERSIFIED FIXED INCOME ETF PORTFOLIO SERIES 34	35-2618911	30307F103	30307F137	30307F111	30307F129		FPZYQX	11/25/2018	0.02910	0.00073
FT7260 DIVERSIFIED FIXED INCOME ETF PORTFOLIO SERIES 34	35-2618911	30307F103	30307F137	30307F111	30307F129		FPZYQX	12/25/2018	0.02910	0.00073
FT7260 DIVERSIFIED FIXED INCOME ETF PORTFOLIO SERIES 34	35-2618911	30307F103	30307F137	30307F111	30307F129		FPZYQX	1/8/2019	0.03710	0.00093
FT7263 US ENERGY INDEPENDENCE PORTFOLIO SERIES 18	35-2618854	30307F236	30307F244	30307F228	30307F251		FBAVDX	6/25/2018	0.02090	0.00537
FT7263 US ENERGY INDEPENDENCE PORTFOLIO SERIES 18	35-2618854	30307F236	30307F244	30307F228	30307F251		FBAVDX	10/25/2018	0.06500	0.01669
FT7263 US ENERGY INDEPENDENCE PORTFOLIO SERIES 18	35-2618854	30307F236	30307F244	30307F228	30307F251		FBAVDX	12/25/2018	0.07320	0.01880
FT7277 BALANCED INCOME PORTFOLIO SERIES 61	35-2618874	30307F293	30307F285	30307F269	30307F277		FYZMOX	5/25/2018	0.04420	0.00467
FT7277 BALANCED INCOME PORTFOLIO SERIES 61	35-2618874	30307F293	30307F285	30307F269	30307F277		FYZMOX	6/25/2018	0.04920	0.00520
FT7277 BALANCED INCOME PORTFOLIO SERIES 61	35-2618874	30307F293	30307F285	30307F269	30307F277		FYZMOX	7/25/2018	0.04180	0.00442
FT7277 BALANCED INCOME PORTFOLIO SERIES 61	35-2618874	30307F293	30307F285	30307F269	30307F277		FYZMOX	8/25/2018	0.03530	0.00373
FT7277 BALANCED INCOME PORTFOLIO SERIES 61	35-2618874	30307F293	30307F285	30307F269	30307F277		FYZMOX	9/25/2018	0.05610	0.00593
FT7277 BALANCED INCOME PORTFOLIO SERIES 61	35-2618874	30307F293	30307F285	30307F269	30307F277		FYZMOX	10/25/2018	0.03980	0.00421
FT7277 BALANCED INCOME PORTFOLIO SERIES 61	35-2618874	30307F293	30307F285	30307F269	30307F277		FYZMOX	11/25/2018	0.03490	0.00369
FT7277 BALANCED INCOME PORTFOLIO SERIES 61	35-2618874	30307F293	30307F285	30307F269	30307F277		FYZMOX	12/25/2018	0.05100	0.00539
FT7278 BALANCED INCOME SELECT PORTFOLIO SERIES 75	35-2618875	30307F335	30307F327	30307F319	30307F301		FTDVLX	5/25/2018	0.04670	0.00626
FT7278 BALANCED INCOME SELECT PORTFOLIO SERIES 75	35-2618875	30307F335	30307F327	30307F319	30307F301		FTDVLX	6/25/2018	0.04840	0.00649
FT7278 BALANCED INCOME SELECT PORTFOLIO SERIES 75	35-2618875	30307F335	30307F327	30307F319	30307F301		FTDVLX	7/25/2018	0.04020	0.00539
FT7278 BALANCED INCOME SELECT PORTFOLIO SERIES 75	35-2618875	30307F335	30307F327	30307F319	30307F301		FTDVLX	8/25/2018	0.03630	0.00486
FT7278 BALANCED INCOME SELECT PORTFOLIO SERIES 75	35-2618875	30307F335	30307F327	30307F319	30307F301		FTDVLX	9/25/2018	0.05560	0.00745
FT7278 BALANCED INCOME SELECT PORTFOLIO SERIES 75	35-2618875	30307F335	30307F327	30307F319	30307F301		FTDVLX	10/25/2018	0.03950	0.00529
FT7278 BALANCED INCOME SELECT PORTFOLIO SERIES 75	35-2618875	30307F335	30307F327	30307F319	30307F301		FTDVLX	11/25/2018	0.03630	0.00486
FT7278 BALANCED INCOME SELECT PORTFOLIO SERIES 75	35-2618875	30307F335	30307F327	30307F319	30307F301		FTDVLX	12/25/2018	0.05070	0.00679
FT7279 HIGH YIELD INCOME CLOSED END PORTFOLIO SERIES 81	35-2618876	30307F343	30307F350	30307F368	30307F376		FGALDX	4/25/2018	0.03510	0.00025
FT7279 HIGH YIELD INCOME CLOSED END PORTFOLIO SERIES 81	35-2618876	30307F343	30307F350	30307F368	30307F376		FGALDX	5/25/2018	0.06500	0.00046

Issuer's Name	EIN	CUSIP 1	CUSIP 2	CUSIP 3	CUSIP 4	CUSIP 5	Ticker Symbol	Date of Corporate Action	Distribution Per Unit	Per Unit Reduction of Taxpayer's Basis
FT7279 HIGH YIELD INCOME CLOSED END PORTFOLIO SERIES 81	35-2618876	30307F343	30307F350	30307F368	30307F376		FGALDX	6/25/2018	0.06500	0.00046
FT7279 HIGH YIELD INCOME CLOSED END PORTFOLIO SERIES 81	35-2618876	30307F343	30307F350	30307F368	30307F376		FGALDX	7/25/2018	0.06480	0.00045
FT7279 HIGH YIELD INCOME CLOSED END PORTFOLIO SERIES 81	35-2618876	30307F343	30307F350	30307F368	30307F376		FGALDX	8/25/2018	0.06480	0.00045
FT7279 HIGH YIELD INCOME CLOSED END PORTFOLIO SERIES 81	35-2618876	30307F343	30307F350	30307F368	30307F376		FGALDX	9/25/2018	0.06480	0.00045
FT7279 HIGH YIELD INCOME CLOSED END PORTFOLIO SERIES 81	35-2618876	30307F343	30307F350	30307F368	30307F376		FGALDX	10/25/2018	0.06400	0.00045
FT7279 HIGH YIELD INCOME CLOSED END PORTFOLIO SERIES 81	35-2618876	30307F343	30307F350	30307F368	30307F376		FGALDX	11/25/2018	0.06400	0.00045
FT7279 HIGH YIELD INCOME CLOSED END PORTFOLIO SERIES 81	35-2618876	30307F343	30307F350	30307F368	30307F376		FGALDX	12/25/2018	0.06400	0.00045
FT7279 HIGH YIELD INCOME CLOSED END PORTFOLIO SERIES 81	35-2618876	30307F343	30307F350	30307F368	30307F376		FGALDX	1/8/2019	0.02560	0.00018
FT7264 EQUITY CLOSED END PORTFOLIO SERIES 48	35-2618867	30307F384	30307F400	30307F418	30307F392		FYPBWX	4/25/2018	0.04500	0.01502
FT7264 EQUITY CLOSED END PORTFOLIO SERIES 48	35-2618867	30307F384	30307F400	30307F418	30307F392		FYPBWX	5/25/2018	0.06670	0.02226
FT7264 EQUITY CLOSED END PORTFOLIO SERIES 48	35-2618867	30307F384	30307F400	30307F418	30307F392		FYPBWX	6/25/2018	0.06670	0.02226
FT7264 EQUITY CLOSED END PORTFOLIO SERIES 48	35-2618867	30307F384	30307F400	30307F418	30307F392		FYPBWX	7/25/2018	0.06580	0.02196
FT7264 EQUITY CLOSED END PORTFOLIO SERIES 48	35-2618867	30307F384	30307F400	30307F418	30307F392		FYPBWX	8/25/2018	0.06580	0.02196
FT7264 EQUITY CLOSED END PORTFOLIO SERIES 48	35-2618867	30307F384	30307F400	30307F418	30307F392		FYPBWX	9/25/2018	0.06580	0.02196
FT7264 EQUITY CLOSED END PORTFOLIO SERIES 48	35-2618867	30307F384	30307F400	30307F418	30307F392		FYPBWX	10/25/2018	0.06460	0.02156
FT7264 EQUITY CLOSED END PORTFOLIO SERIES 48	35-2618867	30307F384	30307F400	30307F418	30307F392		FYPBWX	11/25/2018	0.06460	0.02156
FT7264 EQUITY CLOSED END PORTFOLIO SERIES 48	35-2618867	30307F384	30307F400	30307F418	30307F392		FYPBWX	12/25/2018	0.13110	0.04375
FT7264 EQUITY CLOSED END PORTFOLIO SERIES 48	35-2618867	30307F384	30307F400	30307F418	30307F392		FYPBWX	12/25/2018	0.06460	0.02156
FT7265 TACTICAL ALPHA PORTFOLIO SERIES 16	35-2618868	30307F459	30307F434	30307F426	30307F442		FHLPRX	5/25/2018	0.01960	0.00359
FT7265 TACTICAL ALPHA PORTFOLIO SERIES 16	35-2618868	30307F459	30307F434	30307F426	30307F442		FHLPRX	6/25/2018	0.03000	0.00550
FT7265 TACTICAL ALPHA PORTFOLIO SERIES 16	35-2618868	30307F459	30307F434	30307F426	30307F442		FHLPRX	8/25/2018	0.00270	0.00050
FT7265 TACTICAL ALPHA PORTFOLIO SERIES 16	35-2618868	30307F459	30307F434	30307F426	30307F442		FHLPRX	9/25/2018	0.01230	0.00226
FT7265 TACTICAL ALPHA PORTFOLIO SERIES 16	35-2618868	30307F459	30307F434	30307F426	30307F442		FHLPRX	9/25/2018	0.02470	0.00453
FT7265 TACTICAL ALPHA PORTFOLIO SERIES 16	35-2618868	30307F459	30307F434	30307F426	30307F442		FHLPRX	11/25/2018	0.01690	0.00310
FT7265 TACTICAL ALPHA PORTFOLIO SERIES 16	35-2618868	30307F459	30307F434	30307F426	30307F442		FHLPRX	12/25/2018	0.01650	0.00303
FT7266 ALTERNATIVE INCOME PORTFOLIO SERIES 27	35-2618873	30307F483	30307F467	30307F475	30307F491		FEYJSX	4/25/2018	0.01680	0.00490
FT7266 ALTERNATIVE INCOME PORTFOLIO SERIES 27	35-2618873	30307F483	30307F467	30307F475	30307F491		FEYJSX	5/25/2018	0.02900	0.00845
FT7266 ALTERNATIVE INCOME PORTFOLIO SERIES 27	35-2618873	30307F483	30307F467	30307F475	30307F491		FEYJSX	6/25/2018	0.06620	0.01930
FT7266 ALTERNATIVE INCOME PORTFOLIO SERIES 27	35-2618873	30307F483	30307F467	30307F475	30307F491		FEYJSX	7/25/2018	0.00370	0.00108
FT7266 ALTERNATIVE INCOME PORTFOLIO SERIES 27	35-2618873	30307F483	30307F467	30307F475	30307F491		FEYJSX	7/25/2018	0.08010	0.02335
FT7266 ALTERNATIVE INCOME PORTFOLIO SERIES 27	35-2618873	30307F483	30307F467	30307F475	30307F491		FEYJSX	8/25/2018	0.02790	0.00813
FT7266 ALTERNATIVE INCOME PORTFOLIO SERIES 27	35-2618873	30307F483	30307F467	30307F475	30307F491		FEYJSX	9/25/2018	0.06780	0.01976
FT7266 ALTERNATIVE INCOME PORTFOLIO SERIES 27	35-2618873	30307F483	30307F467	30307F475	30307F491		FEYJSX	10/25/2018	0.07630	0.02224
FT7266 ALTERNATIVE INCOME PORTFOLIO SERIES 27	35-2618873	30307F483	30307F467	30307F475	30307F491		FEYJSX	11/25/2018	0.03520	0.01026
FT7266 ALTERNATIVE INCOME PORTFOLIO SERIES 27	35-2618873	30307F483	30307F467	30307F475	30307F491		FEYJSX	12/25/2018	0.01710	0.00498
FT7266 ALTERNATIVE INCOME PORTFOLIO SERIES 27	35-2618873	30307F483	30307F467	30307F475	30307F491		FEYJSX	12/25/2018	0.07210	0.02102
FT7243 INTERNATIONAL HIGH DIVIDEND EQUITY PORT SERIES 33	35-2618881	30307F525	30307F509	30307F533	30307F517		FZDVRX	4/25/2018	0.01590	0.00041
FT7243 INTERNATIONAL HIGH DIVIDEND EQUITY PORT SERIES 33	35-2618881	30307F525	30307F509	30307F533	30307F517		FZDVRX	5/25/2018	0.05570	0.00145
FT7243 INTERNATIONAL HIGH DIVIDEND EQUITY PORT SERIES 33	35-2618881	30307F525	30307F509	30307F533	30307F517		FZDVRX	6/25/2018	0.07030	0.00183
FT7243 INTERNATIONAL HIGH DIVIDEND EQUITY PORT SERIES 33	35-2618881	30307F525	30307F509	30307F533	30307F517		FZDVRX	7/25/2018	0.01390	0.00036
FT7243 INTERNATIONAL HIGH DIVIDEND EQUITY PORT SERIES 33	35-2618881	30307F525	30307F509	30307F533	30307F517		FZDVRX	8/25/2018	0.02320	0.00061
FT7243 INTERNATIONAL HIGH DIVIDEND EQUITY PORT SERIES 33	35-2618881	30307F525	30307F509	30307F533	30307F517		FZDVRX	9/25/2018	0.05220	0.00136
FT7243 INTERNATIONAL HIGH DIVIDEND EQUITY PORT SERIES 33	35-2618881	30307F525	30307F509	30307F533	30307F517		FZDVRX	10/25/2018	0.02510	0.00066
FT7243 INTERNATIONAL HIGH DIVIDEND EQUITY PORT SERIES 33	35-2618881	30307F525	30307F509	30307F533	30307F517		FZDVRX	11/25/2018	0.01280	0.00033
FT7243 INTERNATIONAL HIGH DIVIDEND EQUITY PORT SERIES 33	35-2618881	30307F525	30307F509	30307F533	30307F517		FZDVRX	12/25/2018	0.02240	0.00058
FT7246 MEGA-CAP PORTFOLIO SERIES 48	35-2618883	30307F566	30307F558	30307F574	30307F541		FGKINX	6/25/2018	0.05150	0.00843
FT7246 MEGA-CAP PORTFOLIO SERIES 48	35-2618883	30307F566	30307F558	30307F574	30307F541		FGKINX	12/25/2018	0.07830	0.01281
FT7267 AEROSPACE DEFENSE PORTFOLIO SERIES 20	35-2618905	30307F590	30307F582	30307F616	30307F608		FTWINX	6/25/2018	0.03170	0.00381
FT7267 AEROSPACE DEFENSE PORTFOLIO SERIES 20	35-2618905	30307F590	30307F582	30307F616	30307F608		FTWINX	12/25/2018	0.04430	0.00532
FT7268 DOW JONES GLOBAL TITANS PORTFOLIO SERIES 24	35-2618906	30307F624	30307F640	30307F657	30307F632		FGYALX	6/25/2018	0.05580	0.00585
FT7268 DOW JONES GLOBAL TITANS PORTFOLIO SERIES 24	35-2618906	30307F624	30307F640	30307F657	30307F632		FGYALX	12/25/2018	0.11550	0.01212
FT7269 GLOBAL DEEP VALUE DIVIDEND PORTFOLIO SERIES 18	35-2618907	30307F665	30307F673	30307F699	30307F681		FCYOPX	5/25/2018	0.01890	0.00018
FT7269 GLOBAL DEEP VALUE DIVIDEND PORTFOLIO SERIES 18	35-2618907	30307F665	30307F673	30307F699	30307F681		FCYOPX	6/25/2018	0.03660	0.00036
FT7269 GLOBAL DEEP VALUE DIVIDEND PORTFOLIO SERIES 18	35-2618907	30307F665	30307F673	30307F699	30307F681		FCYOPX	7/25/2018	0.04420	0.00043
FT7269 GLOBAL DEEP VALUE DIVIDEND PORTFOLIO SERIES 18	35-2618907	30307F665	30307F673	30307F699	30307F681		FCYOPX	8/25/2018	0.03850	0.00037
FT7269 GLOBAL DEEP VALUE DIVIDEND PORTFOLIO SERIES 18	35-2618907	30307F665	30307F673	30307F699	30307F681		FCYOPX	9/25/2018	0.06060	0.00059
FT7269 GLOBAL DEEP VALUE DIVIDEND PORTFOLIO SERIES 18	35-2618907	30307F665	30307F673	30307F699	30307F681		FCYOPX	10/25/2018	0.04250	0.00041
FT7269 GLOBAL DEEP VALUE DIVIDEND PORTFOLIO SERIES 18	35-2618907	30307F665	30307F673	30307F699	30307F681		FCYOPX	11/25/2018	0.01450	0.00014
FT7269 GLOBAL DEEP VALUE DIVIDEND PORTFOLIO SERIES 18	35-2618907	30307F665	30307F673	30307F699	30307F681		FCYOPX	12/25/2018	0.03260	0.00032

Issuer's Name	EIN	CUSIP 1	CUSIP 2	CUSIP 3	CUSIP 4	CUSIP 5	Ticker Symbol	Date of Corporate Action	Distribution Per Unit	Per Unit Reduction of Taxpayer's Basis
FT7269 GLOBAL DEEP VALUE DIVIDEND PORTFOLIO SERIES 18	35-2618907	30307F665	30307F673	30307F699	30307F681		FCYOPX	1/8/2019	0.01120	0.00011
FT7270 LOW VOLATILITY PORTFOLIO SERIES 11	35-2618908	30307F723	30307F731	30307F707	30307F715		FVLNCX	6/25/2018	0.03250	0.00037
FT7270 LOW VOLATILITY PORTFOLIO SERIES 11	35-2618908	30307F723	30307F731	30307F707	30307F715		FVLNCX	12/25/2018	0.11230	0.00128
FT7271 BALANCED INCOME OPPORTUNITY PORTFOLIO SERIES 4	35-2618912	30307F756	30307F764	30307F749	30307F772		FEZKRX	5/25/2018	0.03810	0.00616
FT7271 BALANCED INCOME OPPORTUNITY PORTFOLIO SERIES 4	35-2618912	30307F756	30307F764	30307F749	30307F772		FEZKRX	6/25/2018	0.04920	0.00795
FT7271 BALANCED INCOME OPPORTUNITY PORTFOLIO SERIES 4	35-2618912	30307F756	30307F764	30307F749	30307F772		FEZKRX	7/25/2018	0.04110	0.00664
FT7271 BALANCED INCOME OPPORTUNITY PORTFOLIO SERIES 4	35-2618912	30307F756	30307F764	30307F749	30307F772		FEZKRX	8/25/2018	0.03950	0.00638
FT7271 BALANCED INCOME OPPORTUNITY PORTFOLIO SERIES 4	35-2618912	30307F756	30307F764	30307F749	30307F772		FEZKRX	9/25/2018	0.05220	0.00844
FT7271 BALANCED INCOME OPPORTUNITY PORTFOLIO SERIES 4	35-2618912	30307F756	30307F764	30307F749	30307F772		FEZKRX	10/25/2018	0.04030	0.00651
FT7271 BALANCED INCOME OPPORTUNITY PORTFOLIO SERIES 4	35-2618912	30307F756	30307F764	30307F749	30307F772		FEZKRX	11/25/2018	0.03980	0.00643
FT7271 BALANCED INCOME OPPORTUNITY PORTFOLIO SERIES 4	35-2618912	30307F756	30307F764	30307F749	30307F772		FEZKRX	12/25/2018	0.05200	0.00840
FT7272 INNOVATIVE TECHNOLOGY PORTFOLIO SERIES 18	35-2618913	30307F814	30307F780	30307F806	30307F798		FPHAOX	6/25/2018	0.01130	0.00151
FT7272 INNOVATIVE TECHNOLOGY PORTFOLIO SERIES 18	35-2618913	30307F814	30307F780	30307F806	30307F798		FPHAOX	12/25/2018	0.01850	0.00246
FT7273 RICH BERN ADV TACT SER AM INDUSTRIAL RENAISSANCE 2018 1	35-2618914	30307F830	30307F848	30307F822	30307F855		FGWMLX	12/25/2018	0.19620	0.19620
FT7273 RICH BERN ADV TACT SER AM INDUSTRIAL RENAISSANCE 2018 1	35-2618914	30307F830	30307F848	30307F822	30307F855		FGWMLX	12/25/2018	0.04680	0.04680
FT7245 MULTI SECTOR EQUITY AND ETF PORT MARCH 2018 SERIES	35-2618917	30307G135	30307G127	30307G101	30307G119		FEZYNX	12/25/2018	0.00380	0.00012
FT7245 MULTI SECTOR EQUITY AND ETF PORT MARCH 2018 SERIES	35-2618917	30307G135	30307G127	30307G101	30307G119		FEZYNX	12/25/2018	0.07570	0.00238
FT7245 MULTI SECTOR EQUITY AND ETF PORT MARCH 2018 SERIES	35-2618917	30307G135	30307G127	30307G101	30307G119		FEZYNX	1/8/2019	0.02150	0.00068
FT7287 INTEREST RATE HEDGE PORTFOLIO SERIES 117	35-2618864	30307G184	30307G192	30307G200	30307G218		FMQZHX	4/25/2018	0.01850	0.00519
FT7287 INTEREST RATE HEDGE PORTFOLIO SERIES 117	35-2618864	30307G184	30307G192	30307G200	30307G218		FMQZHX	5/25/2018	0.03980	0.01116
FT7287 INTEREST RATE HEDGE PORTFOLIO SERIES 117	35-2618864	30307G184	30307G192	30307G200	30307G218		FMQZHX	6/25/2018	0.05700	0.01598
FT7287 INTEREST RATE HEDGE PORTFOLIO SERIES 117	35-2618864	30307G184	30307G192	30307G200	30307G218		FMQZHX	7/25/2018	0.04230	0.01186
FT7287 INTEREST RATE HEDGE PORTFOLIO SERIES 117	35-2618864	30307G184	30307G192	30307G200	30307G218		FMQZHX	8/25/2018	0.04060	0.01138
FT7287 INTEREST RATE HEDGE PORTFOLIO SERIES 117	35-2618864	30307G184	30307G192	30307G200	30307G218		FMQZHX	9/25/2018	0.05560	0.01558
FT7287 INTEREST RATE HEDGE PORTFOLIO SERIES 117	35-2618864	30307G184	30307G192	30307G200	30307G218		FMQZHX	10/25/2018	0.04430	0.01242
FT7287 INTEREST RATE HEDGE PORTFOLIO SERIES 117	35-2618864	30307G184	30307G192	30307G200	30307G218		FMQZHX	11/25/2018	0.03760	0.01054
FT7287 INTEREST RATE HEDGE PORTFOLIO SERIES 117	35-2618864	30307G184	30307G192	30307G200	30307G218		FMQZHX	12/25/2018	0.05410	0.01516
FT7287 INTEREST RATE HEDGE PORTFOLIO SERIES 117	35-2618864	30307G184	30307G192	30307G200	30307G218		FMQZHX	12/25/2018	0.00840	0.00235
FT7286 ETF GROWTH AND INCOME APR 18	35-2621937	30307G242	30307G226	30307G259	30307G234		FEYAJX	5/25/2018	0.01000	0.00032
FT7286 ETF GROWTH AND INCOME APR 18	35-2621937	30307G242	30307G226	30307G259	30307G234		FEYAJX	6/25/2018	0.01270	0.00040
FT7286 ETF GROWTH AND INCOME APR 18	35-2621937	30307G242	30307G226	30307G259	30307G234		FEYAJX	7/25/2018	0.02230	0.00070
FT7286 ETF GROWTH AND INCOME APR 18	35-2621937	30307G242	30307G226	30307G259	30307G234		FEYAJX	7/25/2018	0.02230	0.00070
FT7286 ETF GROWTH AND INCOME APR 18	35-2621937	30307G242	30307G226	30307G259	30307G234		FEYAJX	9/25/2018	0.02230	0.00070
FT7286 ETF GROWTH AND INCOME APR 18	35-2621937	30307G242	30307G226	30307G259	30307G234		FEYAJX	10/25/2018	0.01300	0.00041
FT7286 ETF GROWTH AND INCOME APR 18	35-2621937	30307G242	30307G226	30307G259	30307G234		FEYAJX	11/25/2018	0.01300	0.00041
FT7286 ETF GROWTH AND INCOME APR 18	35-2621937	30307G242	30307G226	30307G259	30307G234		FEYAJX	12/25/2018	0.01300	0.00041
FT7286 ETF GROWTH AND INCOME APR 18	35-2621937	30307G242	30307G226	30307G259	30307G234		FEYAJX	1/8/2019	0.01100	0.00035
FT7274 AI & ROBOTICS OPPORTUNITY PORTFOLIO SERIES 3	35-2618926	30307G267	30307G275	30307G283	30307G291		FJYBBX	6/25/2018	0.01910	0.00836
FT7274 AI & ROBOTICS OPPORTUNITY PORTFOLIO SERIES 3	35-2618926	30307G267	30307G275	30307G283	30307G291		FJYBBX	12/25/2018	0.03420	0.01498
FT7276 STRATEGIC INTERNATIONAL OPPORTUNITY PORTFOLIO SER 4	35-2618925	30307G374	30307G341	30307G366	30307G358		FCIFAX	6/25/2018	0.06780	0.01288
FT7276 STRATEGIC INTERNATIONAL OPPORTUNITY PORTFOLIO SER 4	35-2618925	30307G374	30307G341	30307G366	30307G358		FCIFAX	12/25/2018	0.09460	0.01797
FT7281 RICHARD BERNSTEIN ADVISORS GLOBAL DIV KINGS SER 26	35-2618945	30307G416	30307G382	30307G408	30307G390		FVGTMX	5/25/2018	0.05370	0.00370
FT7281 RICHARD BERNSTEIN ADVISORS GLOBAL DIV KINGS SER 26	35-2618945	30307G416	30307G382	30307G408	30307G390		FVGTMX	6/25/2018	0.03370	0.00232
FT7281 RICHARD BERNSTEIN ADVISORS GLOBAL DIV KINGS SER 26	35-2618945	30307G416	30307G382	30307G408	30307G390		FVGTMX	7/25/2018	0.03650	0.00251
FT7281 RICHARD BERNSTEIN ADVISORS GLOBAL DIV KINGS SER 26	35-2618945	30307G416	30307G382	30307G408	30307G390		FVGTMX	8/25/2018	0.04040	0.00278
FT7281 RICHARD BERNSTEIN ADVISORS GLOBAL DIV KINGS SER 26	35-2618945	30307G416	30307G382	30307G408	30307G390		FVGTMX	9/25/2018	0.03180	0.00219
FT7281 RICHARD BERNSTEIN ADVISORS GLOBAL DIV KINGS SER 26	35-2618945	30307G416	30307G382	30307G408	30307G390		FVGTMX	10/25/2018	0.02960	0.00204
FT7281 RICHARD BERNSTEIN ADVISORS GLOBAL DIV KINGS SER 26	35-2618945	30307G416	30307G382	30307G408	30307G390		FVGTMX	11/25/2018	0.03050	0.00210
FT7281 RICHARD BERNSTEIN ADVISORS GLOBAL DIV KINGS SER 26	35-2618945	30307G416	30307G382	30307G408	30307G390		FVGTMX	11/25/2018	0.00050	0.00003
FT7281 RICHARD BERNSTEIN ADVISORS GLOBAL DIV KINGS SER 26	35-2618945	30307G416	30307G382	30307G408	30307G390		FVGTMX	12/25/2018	0.02220	0.00153
FT7282 MARKET STRENGTH ALLOCATION SELECT PORTFOLIO SERIES 31	35-2618949	30307G440	30307G432	30307G457	30307G424		FZOHRX	6/25/2018	0.02790	0.00086
FT7282 MARKET STRENGTH ALLOCATION SELECT PORTFOLIO SERIES 31	35-2618949	30307G440	30307G432	30307G457	30307G424		FZOHRX	12/25/2018	0.07700	0.00237
FT7282 MARKET STRENGTH ALLOCATION SELECT PORTFOLIO SERIES 31	35-2618949	30307G440	30307G432	30307G457	30307G424		FZOHRX	12/25/2018	0.00130	0.00004
FT7307 INTEREST RATE HEDGE AND ETF PORTFOLIO SERIES 20	35-2618877	30307G531	30307G523	30307G507	30307G515		FIOKJX	5/25/2018	0.01100	0.00072
FT7307 INTEREST RATE HEDGE AND ETF PORTFOLIO SERIES 20	35-2618877	30307G531	30307G523	30307G507	30307G515		FIOKJX	6/25/2018	0.05580	0.00363

Issuer's Name	EIN	CUSIP 1	CUSIP 2	CUSIP 3	CUSIP 4	CUSIP 5	Ticker Symbol	Date of Corporate Action	Distribution Per Unit	Per Unit Reduction of Taxpayer's Basis
FT7307 INTEREST RATE HEDGE AND ETF PORTFOLIO SERIES 20	35-2618877	30307G531	30307G523	30307G507	30307G515		FIOKJX	7/25/2018	0.02420	0.00157
FT7307 INTEREST RATE HEDGE AND ETF PORTFOLIO SERIES 20	35-2618877	30307G531	30307G523	30307G507	30307G515		FIOKJX	8/25/2018	0.02700	0.00176
FT7307 INTEREST RATE HEDGE AND ETF PORTFOLIO SERIES 20	35-2618877	30307G531	30307G523	30307G507	30307G515		FIOKJX	9/25/2018	0.04250	0.00276
FT7307 INTEREST RATE HEDGE AND ETF PORTFOLIO SERIES 20	35-2618877	30307G531	30307G523	30307G507	30307G515		FIOKJX	10/25/2018	0.02640	0.00172
FT7307 INTEREST RATE HEDGE AND ETF PORTFOLIO SERIES 20	35-2618877	30307G531	30307G523	30307G507	30307G515		FIOKJX	11/25/2018	0.03270	0.00213
FT7307 INTEREST RATE HEDGE AND ETF PORTFOLIO SERIES 20	35-2618877	30307G531	30307G523	30307G507	30307G515		FIOKJX	12/25/2018	0.03590	0.00233
FT7301 RICHARD BERNSTEIN ADVISORS QUALITY INC PORT SER 29	35-2621970	30307G598	30307G606	30307G580	30307G614		FBLYGX	5/25/2018	0.01290	0.00207
FT7301 RICHARD BERNSTEIN ADVISORS QUALITY INC PORT SER 29	35-2621970	30307G598	30307G606	30307G580	30307G614		FBLYGX	6/25/2018	0.02640	0.00425
FT7301 RICHARD BERNSTEIN ADVISORS QUALITY INC PORT SER 29	35-2621970	30307G598	30307G606	30307G580	30307G614		FBLYGX	7/25/2018	0.01960	0.00315
FT7301 RICHARD BERNSTEIN ADVISORS QUALITY INC PORT SER 29	35-2621970	30307G598	30307G606	30307G580	30307G614		FBLYGX	8/25/2018	0.04030	0.00648
FT7301 RICHARD BERNSTEIN ADVISORS QUALITY INC PORT SER 29	35-2621970	30307G598	30307G606	30307G580	30307G614		FBLYGX	9/25/2018	0.02790	0.00449
FT7301 RICHARD BERNSTEIN ADVISORS QUALITY INC PORT SER 29	35-2621970	30307G598	30307G606	30307G580	30307G614		FBLYGX	11/25/2018	0.04570	0.00735
FT7301 RICHARD BERNSTEIN ADVISORS QUALITY INC PORT SER 29	35-2621970	30307G598	30307G606	30307G580	30307G614		FBLYGX	12/25/2018	0.03240	0.00521
FT7290 EMERGING MARKETS STRENGTH PORTFOLIO SERIES 40	35-2621966	30307G648	30307G655	30307G630	30307G622		FPLBUX	6/25/2018	0.02950	0.00234
FT7290 EMERGING MARKETS STRENGTH PORTFOLIO SERIES 40	35-2621966	30307G648	30307G655	30307G630	30307G622		FPLBUX	12/25/2018	0.06280	0.00498
FT7309 SENIOR LOAN LIMITED DURATION CLOSED END PORT SER 80	35-2618903	30307G762	30307G754	30307G747	30307G770		FNJUOX	4/25/2018	0.04430	0.00133
FT7309 SENIOR LOAN LIMITED DURATION CLOSED END PORT SER 80	35-2618903	30307G762	30307G754	30307G747	30307G770		FNJUOX	5/25/2018	0.06130	0.00184
FT7309 SENIOR LOAN LIMITED DURATION CLOSED END PORT SER 80	35-2618903	30307G762	30307G754	30307G747	30307G770		FNJUOX	6/25/2018	0.06130	0.00184
FT7309 SENIOR LOAN LIMITED DURATION CLOSED END PORT SER 80	35-2618903	30307G762	30307G754	30307G747	30307G770		FNJUOX	7/25/2018	0.06000	0.00180
FT7309 SENIOR LOAN LIMITED DURATION CLOSED END PORT SER 80	35-2618903	30307G762	30307G754	30307G747	30307G770		FNJUOX	8/25/2018	0.06000	0.00180
FT7309 SENIOR LOAN LIMITED DURATION CLOSED END PORT SER 80	35-2618903	30307G762	30307G754	30307G747	30307G770		FNJUOX	9/25/2018	0.06000	0.00180
FT7309 SENIOR LOAN LIMITED DURATION CLOSED END PORT SER 80	35-2618903	30307G762	30307G754	30307G747	30307G770		FNJUOX	10/25/2018	0.05910	0.00177
FT7309 SENIOR LOAN LIMITED DURATION CLOSED END PORT SER 80	35-2618903	30307G762	30307G754	30307G747	30307G770		FNJUOX	11/25/2018	0.05910	0.00177
FT7309 SENIOR LOAN LIMITED DURATION CLOSED END PORT SER 80	35-2618903	30307G762	30307G754	30307G747	30307G770		FNJUOX	11/25/2018	0.00720	0.00022
FT7309 SENIOR LOAN LIMITED DURATION CLOSED END PORT SER 80	35-2618903	30307G762	30307G754	30307G747	30307G770		FNJUOX	12/25/2018	0.05910	0.00177
FT7310 NJ MUNICIPAL INCOME SELECT CLOSED END PORT SER 60	35-2618904	30307G812	30307G804	30307G788	30307G796		FAQRSX	4/25/2018	0.02210	0.00143
FT7310 NJ MUNICIPAL INCOME SELECT CLOSED END PORT SER 60	35-2618904	30307G812	30307G804	30307G788	30307G796		FAQRSX	5/25/2018	0.04040	0.00261
FT7310 NJ MUNICIPAL INCOME SELECT CLOSED END PORT SER 60	35-2618904	30307G812	30307G804	30307G788	30307G796		FAQRSX	6/25/2018	0.02460	0.00159
FT7310 NJ MUNICIPAL INCOME SELECT CLOSED END PORT SER 60	35-2618904	30307G812	30307G804	30307G788	30307G796		FAQRSX	7/25/2018	0.06420	0.00414
FT7310 NJ MUNICIPAL INCOME SELECT CLOSED END PORT SER 60	35-2618904	30307G812	30307G804	30307G788	30307G796		FAQRSX	8/25/2018	0.03870	0.00250
FT7310 NJ MUNICIPAL INCOME SELECT CLOSED END PORT SER 60	35-2618904	30307G812	30307G804	30307G788	30307G796		FAQRSX	9/25/2018	0.03870	0.00250
FT7310 NJ MUNICIPAL INCOME SELECT CLOSED END PORT SER 60	35-2618904	30307G812	30307G804	30307G788	30307G796		FAQRSX	10/25/2018	0.03770	0.00243
FT7310 NJ MUNICIPAL INCOME SELECT CLOSED END PORT SER 60	35-2618904	30307G812	30307G804	30307G788	30307G796		FAQRSX	11/25/2018	0.03770	0.00243
FT7310 NJ MUNICIPAL INCOME SELECT CLOSED END PORT SER 60	35-2618904	30307G812	30307G804	30307G788	30307G796		FAQRSX	12/25/2018	0.03770	0.00243
FT7310 NJ MUNICIPAL INCOME SELECT CLOSED END PORT SER 60	35-2618904	30307G812	30307G804	30307G788	30307G796		FAQRSX	12/25/2018	0.02110	0.00136
FT7311 MUNICIPAL INCOME SELECT CLOSED END PORTFOLIO SER 94	35-2618915	30307G820	30307G846	30307G853	30307G838		FKBEMX	4/25/2018	0.01800	0.00030
FT7311 MUNICIPAL INCOME SELECT CLOSED END PORTFOLIO SER 94	35-2618915	30307G820	30307G846	30307G853	30307G838		FKBEMX	5/25/2018	0.04530	0.00075
FT7311 MUNICIPAL INCOME SELECT CLOSED END PORTFOLIO SER 94	35-2618915	30307G820	30307G846	30307G853	30307G838		FKBEMX	6/25/2018	0.04530	0.00075
FT7311 MUNICIPAL INCOME SELECT CLOSED END PORTFOLIO SER 94	35-2618915	30307G820	30307G846	30307G853	30307G838		FKBEMX	7/25/2018	0.04330	0.00072
FT7311 MUNICIPAL INCOME SELECT CLOSED END PORTFOLIO SER 94	35-2618915	30307G820	30307G846	30307G853	30307G838		FKBEMX	8/25/2018	0.04330	0.00072
FT7311 MUNICIPAL INCOME SELECT CLOSED END PORTFOLIO SER 94	35-2618915	30307G820	30307G846	30307G853	30307G838		FKBEMX	9/25/2018	0.04330	0.00072
FT7311 MUNICIPAL INCOME SELECT CLOSED END PORTFOLIO SER 94	35-2618915	30307G820	30307G846	30307G853	30307G838		FKBEMX	10/25/2018	0.04120	0.00068
FT7311 MUNICIPAL INCOME SELECT CLOSED END PORTFOLIO SER 94	35-2618915	30307G820	30307G846	30307G853	30307G838		FKBEMX	11/25/2018	0.04120	0.00068
FT7311 MUNICIPAL INCOME SELECT CLOSED END PORTFOLIO SER 94	35-2618915	30307G820	30307G846	30307G853	30307G838		FKBEMX	12/25/2018	0.00220	0.00004
FT7311 MUNICIPAL INCOME SELECT CLOSED END PORTFOLIO SER 94	35-2618915	30307G820	30307G846	30307G853	30307G838		FKBEMX	12/25/2018	0.04120	0.00068
FT7283 HOMEBUILDERS RECOVERY SELECT PORTFOLIO SERIES 19	35-2621939	30307H166	30307H158	30307H174	30307H141		FGREAX	12/25/2018	0.01750	0.01354
FT7312 ENERGY OPPORTUNITY PORTFOLIO SERIES	35-2618920	30307H224	30307H240	30307H257	30307H232		FVRYBX	6/25/2018	0.04810	0.00386
FT7312 ENERGY OPPORTUNITY PORTFOLIO SERIES	35-2618920	30307H224	30307H240	30307H257	30307H232		FVRYBX	10/25/2018	0.06370	0.00511
FT7312 ENERGY OPPORTUNITY PORTFOLIO SERIES	35-2618920	30307H224	30307H240	30307H257	30307H232		FVRYBX	12/25/2018	0.11830	0.00949
FT7313 FINANCIALS OPPORTUNITY PORTFOLIO SERIES	35-2618921	30307H299	30307H265	30307H273	30307H281		FDALHX	6/25/2018	0.06820	0.01781
FT7313 FINANCIALS OPPORTUNITY PORTFOLIO SERIES	35-2618921	30307H299	30307H265	30307H273	30307H281		FDALHX	12/25/2018	0.08060	0.02104
FT7285 DEEP VALUE DIVIDEND OPPORTUNITY PORTFOLIO SERIES 4	35-2621941	30307H406	30307H414	30307H398	30307H380		FSMCZX	6/25/2018	0.04750	0.00427
FT7285 DEEP VALUE DIVIDEND OPPORTUNITY PORTFOLIO SERIES 4	35-2621941	30307H406	30307H414	30307H398	30307H380		FSMCZX	7/25/2018	0.01630	0.00146
FT7285 DEEP VALUE DIVIDEND OPPORTUNITY PORTFOLIO SERIES 4	35-2621941	30307H406	30307H414	30307H398	30307H380		FSMCZX	8/25/2018	0.02460	0.00221
FT7285 DEEP VALUE DIVIDEND OPPORTUNITY PORTFOLIO SERIES 4	35-2621941	30307H406	30307H414	30307H398	30307H380		FSMCZX	9/25/2018	0.05610	0.00504
FT7285 DEEP VALUE DIVIDEND OPPORTUNITY PORTFOLIO SERIES 4	35-2621941	30307H406	30307H414	30307H398	30307H380		FSMCZX	10/25/2018	0.01430	0.00128
FT7285 DEEP VALUE DIVIDEND OPPORTUNITY PORTFOLIO SERIES 4	35-2621941	30307H406	30307H414	30307H398	30307H380		FSMCZX	11/25/2018	0.02720	0.00244
FT7285 DEEP VALUE DIVIDEND OPPORTUNITY PORTFOLIO SERIES 4	35-2621941	30307H406	30307H414	30307H398	30307H380		FSMCZX	12/25/2018	0.05600	0.00503

Issuer's Name	EIN	CUSIP 1	CUSIP 2	CUSIP 3	CUSIP 4	CUSIP 5	Ticker Symbol	Date of Corporate Action	Distribution Per Unit	Per Unit Reduction of Taxpayer's Basis
FT7288 TECHNOLOGY OPPORTUNITY PORTFOLIO SERIES 4	35-2621945	30307H430	30307H455	30307H422	30307H448		FRUSMX	6/25/2018	0.01060	0.00173
FT7288 TECHNOLOGY OPPORTUNITY PORTFOLIO SERIES 4	35-2621945	30307H430	30307H455	30307H422	30307H448		FRUSMX	12/25/2018	0.03860	0.00629
FT7288 TECHNOLOGY OPPORTUNITY PORTFOLIO SERIES 4	35-2621945	30307H430	30307H455	30307H422	30307H448		FRUSMX	1/8/2019	0.04210	0.00686
FT7319 INC DIV EQUITY ALLOCATION IDEA PORTFOLIO SERIES 16	35-2621946	30307H463	30307H489	30307H497	30307H471		FTZYNX	6/25/2018	0.02540	0.00010
FT7319 INC DIV EQUITY ALLOCATION IDEA PORTFOLIO SERIES 16	35-2621946	30307H463	30307H489	30307H497	30307H471		FTZYNX	7/25/2018	0.01470	0.00006
FT7319 INC DIV EQUITY ALLOCATION IDEA PORTFOLIO SERIES 16	35-2621946	30307H463	30307H489	30307H497	30307H471		FTZYNX	8/25/2018	0.01060	0.00004
FT7319 INC DIV EQUITY ALLOCATION IDEA PORTFOLIO SERIES 16	35-2621946	30307H463	30307H489	30307H497	30307H471		FTZYNX	9/25/2018	0.01960	0.00008
FT7319 INC DIV EQUITY ALLOCATION IDEA PORTFOLIO SERIES 16	35-2621946	30307H463	30307H489	30307H497	30307H471		FTZYNX	10/25/2018	0.01510	0.00006
FT7319 INC DIV EQUITY ALLOCATION IDEA PORTFOLIO SERIES 16	35-2621946	30307H463	30307H489	30307H497	30307H471		FTZYNX	11/25/2018	0.01180	0.00005
FT7319 INC DIV EQUITY ALLOCATION IDEA PORTFOLIO SERIES 16	35-2621946	30307H463	30307H489	30307H497	30307H471		FTZYNX	12/25/2018	0.02160	0.00008
FT7319 INC DIV EQUITY ALLOCATION IDEA PORTFOLIO SERIES 16	35-2621946	30307H463	30307H489	30307H497	30307H471		FTZYNX	12/25/2018	0.00920	0.00004
FT7314 DIVIDEND INCOME SELECT CLOSED END PORTFOLIO SERIES 65	35-2618951	30307H505	30307H521	30307H513	30307H539		FJTMRX	5/25/2018	0.08800	0.03656
FT7314 DIVIDEND INCOME SELECT CLOSED END PORTFOLIO SERIES 65	35-2618951	30307H505	30307H521	30307H513	30307H539		FJTMRX	6/25/2018	0.07190	0.02987
FT7314 DIVIDEND INCOME SELECT CLOSED END PORTFOLIO SERIES 65	35-2618951	30307H505	30307H521	30307H513	30307H539		FJTMRX	7/25/2018	0.07190	0.02987
FT7314 DIVIDEND INCOME SELECT CLOSED END PORTFOLIO SERIES 65	35-2618951	30307H505	30307H521	30307H513	30307H539		FJTMRX	8/25/2018	0.07190	0.02987
FT7314 DIVIDEND INCOME SELECT CLOSED END PORTFOLIO SERIES 65	35-2618951	30307H505	30307H521	30307H513	30307H539		FJTMRX	9/25/2018	0.07190	0.02987
FT7314 DIVIDEND INCOME SELECT CLOSED END PORTFOLIO SERIES 65	35-2618951	30307H505	30307H521	30307H513	30307H539		FJTMRX	10/25/2018	0.07010	0.02912
FT7314 DIVIDEND INCOME SELECT CLOSED END PORTFOLIO SERIES 65	35-2618951	30307H505	30307H521	30307H513	30307H539		FJTMRX	11/25/2018	0.07010	0.02912
FT7314 DIVIDEND INCOME SELECT CLOSED END PORTFOLIO SERIES 65	35-2618951	30307H505	30307H521	30307H513	30307H539		FJTMRX	12/25/2018	0.07010	0.02912
FT7314 DIVIDEND INCOME SELECT CLOSED END PORTFOLIO SERIES 65	35-2618951	30307H505	30307H521	30307H513	30307H539		FJTMRX	12/25/2018	0.08720	0.03622
FT7315 STRATEGIC INCOME ADVANTAGE SELECT CLSD END POR SER 74	35-2618952	30307H562	30307H570	30307H554	30307H547		FECRIX	5/25/2018	0.06530	0.01291
FT7315 STRATEGIC INCOME ADVANTAGE SELECT CLSD END POR SER 74	35-2618952	30307H562	30307H570	30307H554	30307H547		FECRIX	6/25/2018	0.00710	0.00140
FT7315 STRATEGIC INCOME ADVANTAGE SELECT CLSD END POR SER 74	35-2618952	30307H562	30307H570	30307H554	30307H547		FECRIX	8/25/2018	0.05370	0.01062
FT7315 STRATEGIC INCOME ADVANTAGE SELECT CLSD END POR SER 74	35-2618952	30307H562	30307H570	30307H554	30307H547		FECRIX	7/25/2018	0.05340	0.01056
FT7315 STRATEGIC INCOME ADVANTAGE SELECT CLSD END POR SER 74	35-2618952	30307H562	30307H570	30307H554	30307H547		FECRIX	8/25/2018	0.05340	0.01056
FT7315 STRATEGIC INCOME ADVANTAGE SELECT CLSD END POR SER 74	35-2618952	30307H562	30307H570	30307H554	30307H547		FECRIX	9/25/2018	0.00720	0.00142
FT7315 STRATEGIC INCOME ADVANTAGE SELECT CLSD END POR SER 74	35-2618952	30307H562	30307H570	30307H554	30307H547		FECRIX	9/25/2018	0.05340	0.01056
FT7315 STRATEGIC INCOME ADVANTAGE SELECT CLSD END POR SER 74	35-2618952	30307H562	30307H570	30307H554	30307H547		FECRIX	10/25/2018	0.05180	0.01024
FT7315 STRATEGIC INCOME ADVANTAGE SELECT CLSD END POR SER 74	35-2618952	30307H562	30307H570	30307H554	30307H547		FECRIX	11/25/2018	0.05180	0.01024
FT7315 STRATEGIC INCOME ADVANTAGE SELECT CLSD END POR SER 74	35-2618952	30307H562	30307H570	30307H554	30307H547		FECRIX	12/25/2018	0.05010	0.00990
FT7315 STRATEGIC INCOME ADVANTAGE SELECT CLSD END POR SER 74	35-2618952	30307H562	30307H570	30307H554	30307H547		FECRIX	12/25/2018	0.05180	0.01024
FT7324 CALIFORNIA MUNI INC SELECT CLOSED END PORT SERIES 66	35-2621979	30307H620	30307H653	30307H638	30307H646		FNSMIX	5/25/2018	0.01700	0.00117
FT7324 CALIFORNIA MUNI INC SELECT CLOSED END PORT SERIES 66	35-2621979	30307H620	30307H653	30307H638	30307H646		FNSMIX	6/25/2018	0.03750	0.00259
FT7324 CALIFORNIA MUNI INC SELECT CLOSED END PORT SERIES 66	35-2621979	30307H620	30307H653	30307H638	30307H646		FNSMIX	7/25/2018	0.03670	0.00254
FT7324 CALIFORNIA MUNI INC SELECT CLOSED END PORT SERIES 66	35-2621979	30307H620	30307H653	30307H638	30307H646		FNSMIX	8/25/2018	0.03670	0.00254
FT7324 CALIFORNIA MUNI INC SELECT CLOSED END PORT SERIES 66	35-2621979	30307H620	30307H653	30307H638	30307H646		FNSMIX	9/25/2018	0.03670	0.00254
FT7324 CALIFORNIA MUNI INC SELECT CLOSED END PORT SERIES 66	35-2621979	30307H620	30307H653	30307H638	30307H646		FNSMIX	10/25/2018	0.03600	0.00249
FT7324 CALIFORNIA MUNI INC SELECT CLOSED END PORT SERIES 66	35-2621979	30307H620	30307H653	30307H638	30307H646		FNSMIX	11/25/2018	0.03600	0.00249
FT7324 CALIFORNIA MUNI INC SELECT CLOSED END PORT SERIES 66	35-2621979	30307H620	30307H653	30307H638	30307H646		FNSMIX	12/25/2018	0.03600	0.00249
FT7324 CALIFORNIA MUNI INC SELECT CLOSED END PORT SERIES 66	35-2621979	30307H620	30307H653	30307H638	30307H646		FNSMIX	1/8/2019	0.01690	0.00117
FT7326 PREFERRED INCOME OPPORTUNITY PORTFOLIO SERIES 9	35-2621981	30307H737	30307H711	30307H729	30307H703		FJGRGX	5/25/2018	0.02140	0.00232
FT7326 PREFERRED INCOME OPPORTUNITY PORTFOLIO SERIES 9	35-2621981	30307H737	30307H711	30307H729	30307H703		FJGRGX	6/25/2018	0.04450	0.00482
FT7326 PREFERRED INCOME OPPORTUNITY PORTFOLIO SERIES 9	35-2621981	30307H737	30307H711	30307H729	30307H703		FJGRGX	7/25/2018	0.04470	0.00484
FT7326 PREFERRED INCOME OPPORTUNITY PORTFOLIO SERIES 9	35-2621981	30307H737	30307H711	30307H729	30307H703		FJGRGX	8/25/2018	0.04470	0.00484
FT7326 PREFERRED INCOME OPPORTUNITY PORTFOLIO SERIES 9	35-2621981	30307H737	30307H711	30307H729	30307H703		FJGRGX	9/25/2018	0.04470	0.00484
FT7326 PREFERRED INCOME OPPORTUNITY PORTFOLIO SERIES 9	35-2621981	30307H737	30307H711	30307H729	30307H703		FJGRGX	10/25/2018	0.04400	0.00477
FT7326 PREFERRED INCOME OPPORTUNITY PORTFOLIO SERIES 9	35-2621981	30307H737	30307H711	30307H729	30307H703		FJGRGX	11/25/2018	0.04400	0.00477
FT7326 PREFERRED INCOME OPPORTUNITY PORTFOLIO SERIES 9	35-2621981	30307H737	30307H711	30307H729	30307H703		FJGRGX	12/25/2018	0.04400	0.00477
FT7326 PREFERRED INCOME OPPORTUNITY PORTFOLIO SERIES 9	35-2621981	30307H737	30307H711	30307H729	30307H703		FJGRGX	1/8/2019	0.02170	0.00235
FT7289 BALANCED INC EQUITY AND ETF OPPORTUNITY PORT SERIES 4	35-2621935	30307H802	30307H810	30307H794	30307H786		FAMIBX	5/25/2018	0.01810	0.00066
FT7289 BALANCED INC EQUITY AND ETF OPPORTUNITY PORT SERIES 4	35-2621935	30307H802	30307H810	30307H794	30307H786		FAMIBX	6/25/2018	0.03910	0.00143
FT7289 BALANCED INC EQUITY AND ETF OPPORTUNITY PORT SERIES 4	35-2621935	30307H802	30307H810	30307H794	30307H786		FAMIBX	7/25/2018	0.02320	0.00085
FT7289 BALANCED INC EQUITY AND ETF OPPORTUNITY PORT SERIES 4	35-2621935	30307H802	30307H810	30307H794	30307H786		FAMIBX	8/25/2018	0.02400	0.00088
FT7289 BALANCED INC EQUITY AND ETF OPPORTUNITY PORT SERIES 4	35-2621935	30307H802	30307H810	30307H794	30307H786		FAMIBX	9/25/2018	0.04860	0.00177
FT7289 BALANCED INC EQUITY AND ETF OPPORTUNITY PORT SERIES 4	35-2621935	30307H802	30307H810	30307H794	30307H786		FAMIBX	10/25/2018	0.02050	0.00075
FT7289 BALANCED INC EQUITY AND ETF OPPORTUNITY PORT SERIES 4	35-2621935	30307H802	30307H810	30307H794	30307H786		FAMIBX	11/25/2018	0.02750	0.00100
FT7289 BALANCED INC EQUITY AND ETF OPPORTUNITY PORT SERIES 4	35-2621935	30307H802	30307H810	30307H794	30307H786		FAMIBX	12/25/2018	0.04450	0.00162
FT7333 TACTICAL INCOME PORTFOLIO SERIES 52	35-2622012	30308B101	30308B127	30308B135	30308B119		FJLEUX	6/25/2018	0.04890	0.00098
FT7333 TACTICAL INCOME PORTFOLIO SERIES 52	35-2622012	30308B101	30308B127	30308B135	30308B119		FJLEUX	7/25/2018	0.05710	0.00114

Issuer's Name	EIN	CUSIP 1	CUSIP 2	CUSIP 3	CUSIP 4	CUSIP 5	Ticker Symbol	Date of Corporate Action	Distribution Per Unit	Per Unit Reduction of Taxpayer's Basis
FT7333 TACTICAL INCOME PORTFOLIO SERIES 52	35-2622012	30308B101	30308B127	30308B135	30308B119		FJLEUX	8/25/2018	0.05420	0.00108
FT7333 TACTICAL INCOME PORTFOLIO SERIES 52	35-2622012	30308B101	30308B127	30308B135	30308B119		FJLEUX	9/25/2018	0.06820	0.00136
FT7333 TACTICAL INCOME PORTFOLIO SERIES 52	35-2622012	30308B101	30308B127	30308B135	30308B119		FJLEUX	10/25/2018	0.05400	0.00108
FT7333 TACTICAL INCOME PORTFOLIO SERIES 52	35-2622012	30308B101	30308B127	30308B135	30308B119		FJLEUX	11/25/2018	0.04830	0.00097
FT7333 TACTICAL INCOME PORTFOLIO SERIES 52	35-2622012	30308B101	30308B127	30308B135	30308B119		FJLEUX	12/25/2018	0.04430	0.00089
FT7334 INTERNATIONAL CAPITAL STRENGTH PORTFOLIO SERIES 38	35-2622014	30308B176	30308B150	30308B143	30308B168		FBNUVX	12/25/2018	0.08500	0.01047
FT7334 INTERNATIONAL CAPITAL STRENGTH PORTFOLIO SERIES 38	35-2622014	30308B176	30308B150	30308B143	30308B168		FBNUVX	12/25/2018	0.00420	0.00052
FT7334 SMID CAPITAL STRENGTH PORTFOLIO SERIES 38	35-2622015	30308B218	30308B192	30308B200	30308B184		FSYPLX	6/25/2018	0.01200	0.00030
FT7334 SMID CAPITAL STRENGTH PORTFOLIO SERIES 38	35-2622015	30308B218	30308B192	30308B200	30308B184		FSYPLX	12/25/2018	0.04080	0.00103
FT7346 FINANCIALS SELECT PORTFOLIO SERIES 64	35-2627524	30308B309	30308B325	30308B317	30308B333		FSHOWX	6/25/2018	0.01790	0.00016
FT7346 FINANCIALS SELECT PORTFOLIO SERIES 64	35-2627524	30308B309	30308B325	30308B317	30308B333		FSHOWX	12/25/2018	0.07970	0.00071
FT7348 HEALTH CARE SELECT PORTFOLIO SERIES 50	35-2627527	30308B390	30308B382	30308B416	30308B408		FJNLUX	12/25/2018	0.03410	0.00100
FT7316 STRATEGIC INCOME ADVANTAGE OPP CLOSED END PORT SER 6	35-2621940	30308B432	30308B424	30308B457	30308B440		FPLDAX	5/25/2018	0.04800	0.00851
FT7316 STRATEGIC INCOME ADVANTAGE OPP CLOSED END PORT SER 6	35-2621940	30308B432	30308B424	30308B457	30308B440		FPLDAX	6/25/2018	0.05370	0.00952
FT7316 STRATEGIC INCOME ADVANTAGE OPP CLOSED END PORT SER 6	35-2621940	30308B432	30308B424	30308B457	30308B440		FPLDAX	7/25/2018	0.05330	0.00945
FT7316 STRATEGIC INCOME ADVANTAGE OPP CLOSED END PORT SER 6	35-2621940	30308B432	30308B424	30308B457	30308B440		FPLDAX	8/25/2018	0.05330	0.00945
FT7316 STRATEGIC INCOME ADVANTAGE OPP CLOSED END PORT SER 6	35-2621940	30308B432	30308B424	30308B457	30308B440		FPLDAX	9/25/2018	0.05330	0.00945
FT7316 STRATEGIC INCOME ADVANTAGE OPP CLOSED END PORT SER 6	35-2621940	30308B432	30308B424	30308B457	30308B440		FPLDAX	10/25/2018	0.05210	0.00924
FT7316 STRATEGIC INCOME ADVANTAGE OPP CLOSED END PORT SER 6	35-2621940	30308B432	30308B424	30308B457	30308B440		FPLDAX	11/25/2018	0.05210	0.00924
FT7316 STRATEGIC INCOME ADVANTAGE OPP CLOSED END PORT SER 6	35-2621940	30308B432	30308B424	30308B457	30308B440		FPLDAX	12/25/2018	0.05210	0.00924
FT7316 STRATEGIC INCOME ADVANTAGE OPP CLOSED END PORT SER 6	35-2621940	30308B432	30308B424	30308B457	30308B440		FPLDAX	12/25/2018	0.05880	0.01043
FT7317 BROOKMONT EQUITY DIVIDEND PORTFOLIO SERIES 15	35-2621942	30308B465	30308B499	30308B473	30308B481		FSRVTX	6/25/2018	0.02790	0.00321
FT7317 BROOKMONT EQUITY DIVIDEND PORTFOLIO SERIES 15	35-2621942	30308B465	30308B499	30308B473	30308B481		FSRVTX	7/25/2018	0.01220	0.00141
FT7317 BROOKMONT EQUITY DIVIDEND PORTFOLIO SERIES 15	35-2621942	30308B465	30308B499	30308B473	30308B481		FSRVTX	9/25/2018	0.04080	0.00470
FT7317 BROOKMONT EQUITY DIVIDEND PORTFOLIO SERIES 15	35-2621942	30308B465	30308B499	30308B473	30308B481		FSRVTX	10/25/2018	0.01590	0.00183
FT7317 BROOKMONT EQUITY DIVIDEND PORTFOLIO SERIES 15	35-2621942	30308B465	30308B499	30308B473	30308B481		FSRVTX	11/25/2018	0.01150	0.00132
FT7317 BROOKMONT EQUITY DIVIDEND PORTFOLIO SERIES 15	35-2621942	30308B465	30308B499	30308B473	30308B481		FSRVTX	12/25/2018	0.03280	0.00378
FT7291 HIGH DIVIDEND EQUITY OPPORTUNITY PORTFOLIO SERIES 4	35-2621967	30308B531	30308B523	30308B507	30308B515		FQNVHX	6/25/2018	0.04660	0.00519
FT7291 HIGH DIVIDEND EQUITY OPPORTUNITY PORTFOLIO SERIES 4	35-2621967	30308B531	30308B523	30308B507	30308B515		FQNVHX	7/25/2018	0.02250	0.00251
FT7291 HIGH DIVIDEND EQUITY OPPORTUNITY PORTFOLIO SERIES 4	35-2621967	30308B531	30308B523	30308B507	30308B515		FQNVHX	8/25/2018	0.01170	0.00130
FT7291 HIGH DIVIDEND EQUITY OPPORTUNITY PORTFOLIO SERIES 4	35-2621967	30308B531	30308B523	30308B507	30308B515		FQNVHX	9/25/2018	0.05230	0.00583
FT7291 HIGH DIVIDEND EQUITY OPPORTUNITY PORTFOLIO SERIES 4	35-2621967	30308B531	30308B523	30308B507	30308B515		FQNVHX	10/25/2018	0.02100	0.00234
FT7291 HIGH DIVIDEND EQUITY OPPORTUNITY PORTFOLIO SERIES 4	35-2621967	30308B531	30308B523	30308B507	30308B515		FQNVHX	11/25/2018	0.01350	0.00150
FT7291 HIGH DIVIDEND EQUITY OPPORTUNITY PORTFOLIO SERIES 4	35-2621967	30308B531	30308B523	30308B507	30308B515		FQNVHX	12/25/2018	0.00120	0.00013
FT7291 HIGH DIVIDEND EQUITY OPPORTUNITY PORTFOLIO SERIES 4	35-2621967	30308B531	30308B523	30308B507	30308B515		FQNVHX	12/25/2018	0.05230	0.00583
FT7327 CORE THREE CLOSED END ALLOCATION PORTFOLIO SERIES 34	35-2621968	30308B572	30308B556	30308B549	30308B564		FYBDLX	5/25/2018	0.03290	0.00440
FT7327 CORE THREE CLOSED END ALLOCATION PORTFOLIO SERIES 34	35-2621968	30308B572	30308B556	30308B549	30308B564		FYBDLX	6/25/2018	0.05450	0.00729
FT7327 CORE THREE CLOSED END ALLOCATION PORTFOLIO SERIES 34	35-2621968	30308B572	30308B556	30308B549	30308B564		FYBDLX	7/25/2018	0.05490	0.00734
FT7327 CORE THREE CLOSED END ALLOCATION PORTFOLIO SERIES 34	35-2621968	30308B572	30308B556	30308B549	30308B564		FYBDLX	8/25/2018	0.06080	0.00813
FT7327 CORE THREE CLOSED END ALLOCATION PORTFOLIO SERIES 34	35-2621968	30308B572	30308B556	30308B549	30308B564		FYBDLX	9/25/2018	0.05490	0.00734
FT7327 CORE THREE CLOSED END ALLOCATION PORTFOLIO SERIES 34	35-2621968	30308B572	30308B556	30308B549	30308B564		FYBDLX	10/25/2018	0.05480	0.00733
FT7327 CORE THREE CLOSED END ALLOCATION PORTFOLIO SERIES 34	35-2621968	30308B572	30308B556	30308B549	30308B564		FYBDLX	11/25/2018	0.05480	0.00733
FT7327 CORE THREE CLOSED END ALLOCATION PORTFOLIO SERIES 34	35-2621968	30308B572	30308B556	30308B549	30308B564		FYBDLX	12/25/2018	0.02740	0.00366
FT7327 CORE THREE CLOSED END ALLOCATION PORTFOLIO SERIES 34	35-2621968	30308B572	30308B556	30308B549	30308B564		FYBDLX	12/25/2018	0.05480	0.00733
FT7293 HEALTH CARE OPPORTUNITY PORTFOLIO SERIES 4	35-2621969	30308B614	30308B580	30308B598	30308B606		FTRQIX	12/25/2018	0.00520	0.00133
FT7293 HEALTH CARE OPPORTUNITY PORTFOLIO SERIES 4	35-2621969	30308B614	30308B580	30308B598	30308B606		FTRQIX	12/25/2018	0.05120	0.01314
FT7302 SP INTERNATIONAL DIVIDEND ARISTOCRATS PORT 2Q 18	35-2621971	30308B655	30308B622	30308B630	30308B648		FZRDNX	5/25/2018	0.02890	0.00020
FT7302 SP INTERNATIONAL DIVIDEND ARISTOCRATS PORT 2Q 18	35-2621971	30308B655	30308B622	30308B630	30308B648		FZRDNX	6/25/2018	0.03410	0.00023
FT7302 SP INTERNATIONAL DIVIDEND ARISTOCRATS PORT 2Q 18	35-2621971	30308B655	30308B622	30308B630	30308B648		FZRDNX	7/25/2018	0.01690	0.00011
FT7302 SP INTERNATIONAL DIVIDEND ARISTOCRATS PORT 2Q 18	35-2621971	30308B655	30308B622	30308B630	30308B648		FZRDNX	8/25/2018	0.01820	0.00012
FT7302 SP INTERNATIONAL DIVIDEND ARISTOCRATS PORT 2Q 18	35-2621971	30308B655	30308B622	30308B630	30308B648		FZRDNX	9/25/2018	0.03110	0.00021
FT7302 SP INTERNATIONAL DIVIDEND ARISTOCRATS PORT 2Q 18	35-2621971	30308B655	30308B622	30308B630	30308B648		FZRDNX	11/25/2018	0.02660	0.00018
FT7302 SP INTERNATIONAL DIVIDEND ARISTOCRATS PORT 2Q 18	35-2621971	30308B655	30308B622	30308B630	30308B648		FZRDNX	12/25/2018	0.04990	0.00034
FT7328 MULTI SECTOR INCOME PORTFOLIO SERIES 40	35-2621972	30308B663	30308B671	30308B697	30308B689		FVHITX	6/25/2018	0.07290	0.02458
FT7328 MULTI SECTOR INCOME PORTFOLIO SERIES 40	35-2621972	30308B663	30308B671	30308B697	30308B689		FVHITX	7/25/2018	0.03700	0.01248
FT7328 MULTI SECTOR INCOME PORTFOLIO SERIES 40	35-2621972	30308B663	30308B671	30308B697	30308B689		FVHITX	8/25/2018	0.02820	0.00951

Issuer's Name	EIN	CUSIP 1	CUSIP 2	CUSIP 3	CUSIP 4	CUSIP 5	Ticker Symbol	Date of Corporate Action	Distribution Per Unit	Per Unit Reduction of Taxpayer's Basis
FT7328 MULTI SECTOR INCOME PORTFOLIO SERIES 40	35-2621972	30308B663	30308B671	30308B697	30308B689		FVHITX	9/25/2018	0.06250	0.02108
FT7328 MULTI SECTOR INCOME PORTFOLIO SERIES 40	35-2621972	30308B663	30308B671	30308B697	30308B689		FVHITX	10/25/2018	0.04010	0.01352
FT7328 MULTI SECTOR INCOME PORTFOLIO SERIES 40	35-2621972	30308B663	30308B671	30308B697	30308B689		FVHITX	11/25/2018	0.03150	0.01062
FT7328 MULTI SECTOR INCOME PORTFOLIO SERIES 40	35-2621972	30308B663	30308B671	30308B697	30308B689		FVHITX	12/25/2018	0.05760	0.01942
FT7336 DIVERSIFIED HIGH INCOME CLOSED END PORTFOLIO SERIES 32	82-4905447	30308B705	30308B713	30308B739	30308B721		FMELDX	5/25/2018	0.08600	0.02159
FT7336 DIVERSIFIED HIGH INCOME CLOSED END PORTFOLIO SERIES 32	82-4905447	30308B705	30308B713	30308B739	30308B721		FMELDX	6/25/2018	0.07020	0.01762
FT7336 DIVERSIFIED HIGH INCOME CLOSED END PORTFOLIO SERIES 32	82-4905447	30308B705	30308B713	30308B739	30308B721		FMELDX	7/25/2018	0.06980	0.01752
FT7336 DIVERSIFIED HIGH INCOME CLOSED END PORTFOLIO SERIES 32	82-4905447	30308B705	30308B713	30308B739	30308B721		FMELDX	8/25/2018	0.06980	0.01752
FT7336 DIVERSIFIED HIGH INCOME CLOSED END PORTFOLIO SERIES 32	82-4905447	30308B705	30308B713	30308B739	30308B721		FMELDX	9/25/2018	0.06980	0.01752
FT7336 DIVERSIFIED HIGH INCOME CLOSED END PORTFOLIO SERIES 32	82-4905447	30308B705	30308B713	30308B739	30308B721		FMELDX	10/25/2018	0.06770	0.01699
FT7336 DIVERSIFIED HIGH INCOME CLOSED END PORTFOLIO SERIES 32	82-4905447	30308B705	30308B713	30308B739	30308B721		FMELDX	11/25/2018	0.06770	0.01699
FT7336 DIVERSIFIED HIGH INCOME CLOSED END PORTFOLIO SERIES 32	82-4905447	30308B705	30308B713	30308B739	30308B721		FMELDX	12/25/2018	0.04390	0.01102
FT7336 DIVERSIFIED HIGH INCOME CLOSED END PORTFOLIO SERIES 32	82-4905447	30308B705	30308B713	30308B739	30308B721		FMELDX	12/25/2018	0.06770	0.01699
FT7303 STRATEGIC INCOME SELECT CLOSED END PORTFOLIO SER 34	35-2621931	30308B788	30308B804	30308B812	30308B796		FRBVHX	5/25/2018	0.05880	0.01198
FT7303 STRATEGIC INCOME SELECT CLOSED END PORTFOLIO SER 34	35-2621931	30308B788	30308B804	30308B812	30308B796		FRBVHX	6/25/2018	0.06170	0.01257
FT7303 STRATEGIC INCOME SELECT CLOSED END PORTFOLIO SER 34	35-2621931	30308B788	30308B804	30308B812	30308B796		FRBVHX	7/25/2018	0.06150	0.01253
FT7303 STRATEGIC INCOME SELECT CLOSED END PORTFOLIO SER 34	35-2621931	30308B788	30308B804	30308B812	30308B796		FRBVHX	8/25/2018	0.06150	0.01253
FT7303 STRATEGIC INCOME SELECT CLOSED END PORTFOLIO SER 34	35-2621931	30308B788	30308B804	30308B812	30308B796		FRBVHX	9/25/2018	0.06150	0.01253
FT7303 STRATEGIC INCOME SELECT CLOSED END PORTFOLIO SER 34	35-2621931	30308B788	30308B804	30308B812	30308B796		FRBVHX	10/25/2018	0.05930	0.01209
FT7303 STRATEGIC INCOME SELECT CLOSED END PORTFOLIO SER 34	35-2621931	30308B788	30308B804	30308B812	30308B796		FRBVHX	11/25/2018	0.05930	0.01209
FT7303 STRATEGIC INCOME SELECT CLOSED END PORTFOLIO SER 34	35-2621931	30308B788	30308B804	30308B812	30308B796		FRBVHX	12/25/2018	0.04290	0.00874
FT7303 STRATEGIC INCOME SELECT CLOSED END PORTFOLIO SER 34	35-2621931	30308B788	30308B804	30308B812	30308B796		FRBVHX	12/25/2018	0.05930	0.01209
FT7356 CORPORATE HIGH INCOME PORTFOLIO SERIES 26	35-2621947	30308B838	30308B820				FNORDX	5/25/2018	1.65000	0.72897
FT7356 CORPORATE HIGH INCOME PORTFOLIO SERIES 26	35-2621947	30308B838	30308B820				FNORDX	6/25/2018	3.53000	1.55955
FT7356 CORPORATE HIGH INCOME PORTFOLIO SERIES 26	35-2621947	30308B838	30308B820				FNORDX	7/25/2018	3.54000	1.56397
FT7356 CORPORATE HIGH INCOME PORTFOLIO SERIES 26	35-2621947	30308B838	30308B820				FNORDX	8/25/2018	3.54000	1.56397
FT7356 CORPORATE HIGH INCOME PORTFOLIO SERIES 26	35-2621947	30308B838	30308B820				FNORDX	9/25/2018	3.53000	1.55955
FT7356 CORPORATE HIGH INCOME PORTFOLIO SERIES 26	35-2621947	30308B838	30308B820				FNORDX	10/25/2018	3.54000	1.56397
FT7356 CORPORATE HIGH INCOME PORTFOLIO SERIES 26	35-2621947	30308B838	30308B820				FNORDX	11/25/2018	3.54000	1.56397
FT7356 CORPORATE HIGH INCOME PORTFOLIO SERIES 26	35-2621947	30308B838	30308B820				FNORDX	12/25/2018	3.54000	1.56397
FT7304 GLOBAL COMMODITIES OPPORTUNITY PORTFOLIO SERIES 34	35-2621975	30308B861	30308B846	30308B853	30308B879		FNCUGX	6/25/2018	0.05380	0.00859
FT7304 GLOBAL COMMODITIES OPPORTUNITY PORTFOLIO SERIES 34	35-2621975	30308B861	30308B846	30308B853	30308B879		FNCUGX	12/25/2018	0.11770	0.01880
FT7305 GLOBAL EQUITY INCOME CLOSED-END PORTFOLIO SERIES 59	35-2621976	30308C133	30308C109	30308C125	30308C117		FAEHLX	5/25/2018	0.02840	0.00967
FT7305 GLOBAL EQUITY INCOME CLOSED-END PORTFOLIO SERIES 59	35-2621976	30308C133	30308C109	30308C125	30308C117		FAEHLX	6/25/2018	0.06910	0.02353
FT7305 GLOBAL EQUITY INCOME CLOSED-END PORTFOLIO SERIES 59	35-2621976	30308C133	30308C109	30308C125	30308C117		FAEHLX	7/25/2018	0.06870	0.02339
FT7305 GLOBAL EQUITY INCOME CLOSED-END PORTFOLIO SERIES 59	35-2621976	30308C133	30308C109	30308C125	30308C117		FAEHLX	8/25/2018	0.06870	0.02339
FT7305 GLOBAL EQUITY INCOME CLOSED-END PORTFOLIO SERIES 59	35-2621976	30308C133	30308C109	30308C125	30308C117		FAEHLX	9/25/2018	0.06870	0.02339
FT7305 GLOBAL EQUITY INCOME CLOSED-END PORTFOLIO SERIES 59	35-2621976	30308C133	30308C109	30308C125	30308C117		FAEHLX	10/25/2018	0.06700	0.02281
FT7305 GLOBAL EQUITY INCOME CLOSED-END PORTFOLIO SERIES 59	35-2621976	30308C133	30308C109	30308C125	30308C117		FAEHLX	11/25/2018	0.06700	0.02281
FT7305 GLOBAL EQUITY INCOME CLOSED-END PORTFOLIO SERIES 59	35-2621976	30308C133	30308C109	30308C125	30308C117		FAEHLX	12/25/2018	0.01490	0.00507
FT7305 GLOBAL EQUITY INCOME CLOSED-END PORTFOLIO SERIES 59	35-2621976	30308C133	30308C109	30308C125	30308C117		FAEHLX	12/25/2018	0.06700	0.02281
FT7329 SABRIENT DIVIDEND OPPORTUNITY PORTFOLIO SERIES	35-2621977	30308C141	30308C158	30308C166	30308C174		FRZWLX	6/25/2018	0.04320	0.01820
FT7329 SABRIENT DIVIDEND OPPORTUNITY PORTFOLIO SERIES	35-2621977	30308C141	30308C158	30308C166	30308C174		FRZWLX	7/25/2018	0.04130	0.01740
FT7329 SABRIENT DIVIDEND OPPORTUNITY PORTFOLIO SERIES	35-2621977	30308C141	30308C158	30308C166	30308C174		FRZWLX	8/25/2018	0.01750	0.00737
FT7329 SABRIENT DIVIDEND OPPORTUNITY PORTFOLIO SERIES	35-2621977	30308C141	30308C158	30308C166	30308C174		FRZWLX	9/25/2018	0.04970	0.02094
FT7329 SABRIENT DIVIDEND OPPORTUNITY PORTFOLIO SERIES	35-2621977	30308C141	30308C158	30308C166	30308C174		FRZWLX	10/25/2018	0.03630	0.01530
FT7329 SABRIENT DIVIDEND OPPORTUNITY PORTFOLIO SERIES	35-2621977	30308C141	30308C158	30308C166	30308C174		FRZWLX	10/25/2018	0.03090	0.01302
FT7329 SABRIENT DIVIDEND OPPORTUNITY PORTFOLIO SERIES	35-2621977	30308C141	30308C158	30308C166	30308C174		FRZWLX	11/25/2018	0.01930	0.00813
FT7329 SABRIENT DIVIDEND OPPORTUNITY PORTFOLIO SERIES	35-2621977	30308C141	30308C158	30308C166	30308C174		FRZWLX	11/25/2018	0.10550	0.04446
FT7329 SABRIENT DIVIDEND OPPORTUNITY PORTFOLIO SERIES	35-2621977	30308C141	30308C158	30308C166	30308C174		FRZWLX	12/25/2018	0.04770	0.02010
FT7330 SABRIENT DIVIDEND PORTFOLIO SERIES 23	35-2621978	30308C208	30308C216	30308C182	30308C190		FQBCAX	6/25/2018	0.04410	0.01745
FT7330 SABRIENT DIVIDEND PORTFOLIO SERIES 23	35-2621978	30308C208	30308C216	30308C182	30308C190		FQBCAX	7/25/2018	0.04250	0.01682
FT7330 SABRIENT DIVIDEND PORTFOLIO SERIES 23	35-2621978	30308C208	30308C216	30308C182	30308C190		FQBCAX	8/25/2018	0.01880	0.00744
FT7330 SABRIENT DIVIDEND PORTFOLIO SERIES 23	35-2621978	30308C208	30308C216	30308C182	30308C190		FQBCAX	9/25/2018	0.04960	0.01963
FT7330 SABRIENT DIVIDEND PORTFOLIO SERIES 23	35-2621978	30308C208	30308C216	30308C182	30308C190		FQBCAX	10/25/2018	0.03630	0.01437
FT7330 SABRIENT DIVIDEND PORTFOLIO SERIES 23	35-2621978	30308C208	30308C216	30308C182	30308C190		FQBCAX	10/25/2018	0.03070	0.01215
FT7330 SABRIENT DIVIDEND PORTFOLIO SERIES 23	35-2621978	30308C208	30308C216	30308C182	30308C190		FQBCAX	11/25/2018	0.10520	0.04164
FT7330 SABRIENT DIVIDEND PORTFOLIO SERIES 23	35-2621978	30308C208	30308C216	30308C182	30308C190		FQBCAX	11/25/2018	0.02010	0.00796
FT7330 SABRIENT DIVIDEND PORTFOLIO SERIES 23	35-2621978	30308C208	30308C216	30308C182	30308C190		FQBCAX	12/25/2018	0.04720	0.01888

Issuer's Name	EIN	CUSIP 1	CUSIP 2	CUSIP 3	CUSIP 4	CUSIP 5	Ticker Symbol	Date of Corporate Action	Distribution Per Unit	Per Unit Reduction of Taxpayer's Basis
FT7306 DIVIDEND STRENGTH PORTFOLIO SERIES 40	35-2622005	30308C257	30308C240	30308C232	30308C224		FLENDX	6/25/2018	0.02910	0.00030
FT7306 DIVIDEND STRENGTH PORTFOLIO SERIES 40	35-2622005	30308C257	30308C240	30308C232	30308C224		FLENDX	7/25/2018	0.02890	0.00030
FT7306 DIVIDEND STRENGTH PORTFOLIO SERIES 40	35-2622005	30308C257	30308C240	30308C232	30308C224		FLENDX	9/25/2018	0.03050	0.00031
FT7306 DIVIDEND STRENGTH PORTFOLIO SERIES 40	35-2622005	30308C257	30308C240	30308C232	30308C224		FLENDX	10/25/2018	0.03410	0.00035
FT7306 DIVIDEND STRENGTH PORTFOLIO SERIES 40	35-2622005	30308C257	30308C240	30308C232	30308C224		FLENDX	12/25/2018	0.02950	0.00030
FT7306 DIVIDEND STRENGTH PORTFOLIO SERIES 40	35-2622005	30308C257	30308C240	30308C232	30308C224		FLENDX	1/8/2019	0.01580	0.00016
FT7363 NEW YORK MUNI INCOME SELECT CLOSED END PORT SER 47	35-2621944	30308C323	30308C315	30308C307	30308C331		FOIHSX	5/25/2018	0.03520	0.00034
FT7363 NEW YORK MUNI INCOME SELECT CLOSED END PORT SER 47	35-2621944	30308C323	30308C315	30308C307	30308C331		FOIHSX	6/25/2018	0.03700	0.00036
FT7363 NEW YORK MUNI INCOME SELECT CLOSED END PORT SER 47	35-2621944	30308C323	30308C315	30308C307	30308C331		FOIHSX	7/25/2018	0.03590	0.00035
FT7363 NEW YORK MUNI INCOME SELECT CLOSED END PORT SER 47	35-2621944	30308C323	30308C315	30308C307	30308C331		FOIHSX	8/25/2018	0.03590	0.00035
FT7363 NEW YORK MUNI INCOME SELECT CLOSED END PORT SER 47	35-2621944	30308C323	30308C315	30308C307	30308C331		FOIHSX	9/25/2018	0.03590	0.00035
FT7363 NEW YORK MUNI INCOME SELECT CLOSED END PORT SER 47	35-2621944	30308C323	30308C315	30308C307	30308C331		FOIHSX	10/25/2018	0.03460	0.00034
FT7363 NEW YORK MUNI INCOME SELECT CLOSED END PORT SER 47	35-2621944	30308C323	30308C315	30308C307	30308C331		FOIHSX	11/25/2018	0.03460	0.00034
FT7363 NEW YORK MUNI INCOME SELECT CLOSED END PORT SER 47	35-2621944	30308C323	30308C315	30308C307	30308C331		FOIHSX	12/25/2018	0.03460	0.00034
FT7338 ELECTION PORTFOLIO 2016 SERIES 7	35-2622010	30308C364	30308C356	30308C349	30308C372		FBWSLX	6/25/2018	0.01510	0.00124
FT7338 ELECTION PORTFOLIO 2016 SERIES 7	35-2622010	30308C364	30308C356	30308C349	30308C372		FBWSLX	12/25/2018	0.06840	0.00563
FT7339 EQUITY INCOME OPPORTUNITY PORTFOLIO SERIES 4	35-2622011	30308C406	30308C414	30308C380	30308C398		FLEJCX	6/25/2018	0.03240	0.00195
FT7339 EQUITY INCOME OPPORTUNITY PORTFOLIO SERIES 4	35-2622011	30308C406	30308C414	30308C380	30308C398		FLEJCX	7/25/2018	0.02260	0.00136
FT7339 EQUITY INCOME OPPORTUNITY PORTFOLIO SERIES 4	35-2622011	30308C406	30308C414	30308C380	30308C398		FLEJCX	8/25/2018	0.01300	0.00078
FT7339 EQUITY INCOME OPPORTUNITY PORTFOLIO SERIES 4	35-2622011	30308C406	30308C414	30308C380	30308C398		FLEJCX	9/25/2018	0.04150	0.00250
FT7339 EQUITY INCOME OPPORTUNITY PORTFOLIO SERIES 4	35-2622011	30308C406	30308C414	30308C380	30308C398		FLEJCX	10/25/2018	0.02160	0.00130
FT7339 EQUITY INCOME OPPORTUNITY PORTFOLIO SERIES 4	35-2622011	30308C406	30308C414	30308C380	30308C398		FLEJCX	11/25/2018	0.01640	0.00099
FT7339 EQUITY INCOME OPPORTUNITY PORTFOLIO SERIES 4	35-2622011	30308C406	30308C414	30308C380	30308C398		FLEJCX	12/25/2018	0.03490	0.00210
FT7342 HIGH DIVIDEND EQUITY PORTFOLIO SERIES 36	35-2622017	30308C521	30308C539	30308C513	30308C505		FRGEPX	6/25/2018	0.02980	0.00101
FT7342 HIGH DIVIDEND EQUITY PORTFOLIO SERIES 36	35-2622017	30308C521	30308C539	30308C513	30308C505		FRGEPX	7/25/2018	0.02090	0.00071
FT7342 HIGH DIVIDEND EQUITY PORTFOLIO SERIES 36	35-2622017	30308C521	30308C539	30308C513	30308C505		FRGEPX	8/25/2018	0.01920	0.00065
FT7342 HIGH DIVIDEND EQUITY PORTFOLIO SERIES 36	35-2622017	30308C521	30308C539	30308C513	30308C505		FRGEPX	9/25/2018	0.05430	0.00185
FT7342 HIGH DIVIDEND EQUITY PORTFOLIO SERIES 36	35-2622017	30308C521	30308C539	30308C513	30308C505		FRGEPX	10/25/2018	0.01820	0.00062
FT7342 HIGH DIVIDEND EQUITY PORTFOLIO SERIES 36	35-2622017	30308C521	30308C539	30308C513	30308C505		FRGEPX	11/25/2018	0.02050	0.00070
FT7342 HIGH DIVIDEND EQUITY PORTFOLIO SERIES 36	35-2622017	30308C521	30308C539	30308C513	30308C505		FRGEPX	12/25/2018	0.05340	0.00182
FT7353 EQUITY INCOME SELECT PORTFOLIO SERIES 57	35-2622023	30308C612	30308C604	30308C596	30308C588		FHDEIX	6/25/2018	0.02250	0.00131
FT7353 EQUITY INCOME SELECT PORTFOLIO SERIES 57	35-2622023	30308C612	30308C604	30308C596	30308C588		FHDEIX	7/25/2018	0.02350	0.00137
FT7353 EQUITY INCOME SELECT PORTFOLIO SERIES 57	35-2622023	30308C612	30308C604	30308C596	30308C588		FHDEIX	8/25/2018	0.01010	0.00059
FT7353 EQUITY INCOME SELECT PORTFOLIO SERIES 57	35-2622023	30308C612	30308C604	30308C596	30308C588		FHDEIX	9/25/2018	0.05120	0.00298
FT7353 EQUITY INCOME SELECT PORTFOLIO SERIES 57	35-2622023	30308C612	30308C604	30308C596	30308C588		FHDEIX	10/25/2018	0.02890	0.00168
FT7353 EQUITY INCOME SELECT PORTFOLIO SERIES 57	35-2622023	30308C612	30308C604	30308C596	30308C588		FHDEIX	11/25/2018	0.01050	0.00061
FT7353 EQUITY INCOME SELECT PORTFOLIO SERIES 57	35-2622023	30308C612	30308C604	30308C596	30308C588		FHDEIX	12/25/2018	0.03820	0.00222
FT7365 US EQUITY CLOSED-END PORTFOLIO SERIES 27	35-2621986	30308C679	30308C695	30308C661	30308C687		FMETSX	5/25/2018	0.02560	0.00877
FT7365 US EQUITY CLOSED-END PORTFOLIO SERIES 27	35-2621986	30308C679	30308C695	30308C661	30308C687		FMETSX	6/25/2018	0.05950	0.02038
FT7365 US EQUITY CLOSED-END PORTFOLIO SERIES 27	35-2621986	30308C679	30308C695	30308C661	30308C687		FMETSX	7/25/2018	0.05980	0.02049
FT7365 US EQUITY CLOSED-END PORTFOLIO SERIES 27	35-2621986	30308C679	30308C695	30308C661	30308C687		FMETSX	8/25/2018	0.05980	0.02049
FT7365 US EQUITY CLOSED-END PORTFOLIO SERIES 27	35-2621986	30308C679	30308C695	30308C661	30308C687		FMETSX	9/25/2018	0.05980	0.02049
FT7365 US EQUITY CLOSED-END PORTFOLIO SERIES 27	35-2621986	30308C679	30308C695	30308C661	30308C687		FMETSX	10/25/2018	0.05880	0.02014
FT7365 US EQUITY CLOSED-END PORTFOLIO SERIES 27	35-2621986	30308C679	30308C695	30308C661	30308C687		FMETSX	11/25/2018	0.05880	0.02014
FT7365 US EQUITY CLOSED-END PORTFOLIO SERIES 27	35-2621986	30308C679	30308C695	30308C661	30308C687		FMETSX	12/25/2018	0.05880	0.02014
FT7365 US EQUITY CLOSED-END PORTFOLIO SERIES 27	35-2621986	30308C679	30308C695	30308C661	30308C687		FMETSX	12/25/2018	0.11230	0.03847
FT7366 INTEREST RATE HEDGE PORTFOLIO SERIES 118	35-2622006	30308C703	30308C729	30308C737	30308C711		FHONYX	6/25/2018	0.05440	0.01572
FT7366 INTEREST RATE HEDGE PORTFOLIO SERIES 118	35-2622006	30308C703	30308C729	30308C737	30308C711		FHONYX	7/25/2018	0.04230	0.01222
FT7366 INTEREST RATE HEDGE PORTFOLIO SERIES 118	35-2622006	30308C703	30308C729	30308C737	30308C711		FHONYX	8/25/2018	0.04040	0.01167
FT7366 INTEREST RATE HEDGE PORTFOLIO SERIES 118	35-2622006	30308C703	30308C729	30308C737	30308C711		FHONYX	9/25/2018	0.05780	0.01670
FT7366 INTEREST RATE HEDGE PORTFOLIO SERIES 118	35-2622006	30308C703	30308C729	30308C737	30308C711		FHONYX	10/25/2018	0.04650	0.01343
FT7366 INTEREST RATE HEDGE PORTFOLIO SERIES 118	35-2622006	30308C703	30308C729	30308C737	30308C711		FHONYX	11/25/2018	0.03900	0.01127
FT7366 INTEREST RATE HEDGE PORTFOLIO SERIES 118	35-2622006	30308C703	30308C729	30308C737	30308C711		FHONYX	12/25/2018	0.05520	0.01595
FT7343 TECHNOLOGY SELECT PORTFOLIO SERIES 69	35-2622018	30308C745	30308C760	30308C752	30308C778		FMYNZX	12/25/2018	0.03890	0.00536
FT7343 TECHNOLOGY SELECT PORTFOLIO SERIES 69	35-2622018	30308C745	30308C760	30308C752	30308C778		FMYNZX	1/8/2019	0.03850	0.00531
FT7344 CORPORATE TAX REFORM PORTFOLIO SERIES 6	35-2622019	30308C802	30308C810	30308C794	30308C786		FDIQCX	6/25/2018	0.01370	0.00283
FT7344 CORPORATE TAX REFORM PORTFOLIO SERIES 6	35-2622019	30308C802	30308C810	30308C794	30308C786		FDIQCX	12/25/2018	0.08530	0.01760

Issuer's Name	EIN	CUSIP 1	CUSIP 2	CUSIP 3	CUSIP 4	CUSIP 5	Ticker Symbol	Date of Corporate Action	Distribution Per Unit	Per Unit Reduction of Taxpayer's Basis
FT7357 ESG IMPACT OPPORTUNITY PORTFOLIO SERIES 3	35-2622027	30308C844	30308C851	30308C828	30308C836		FYUMBX	12/25/2018	0.06440	0.01618
FT7358 GLOBAL DIVIDEND PORTFOLIO SERIES 55	35-2622028	30308D115	30308D107	30308D123	30308D131		FEWTHX	6/25/2018	0.01780	0.00050
FT7358 GLOBAL DIVIDEND PORTFOLIO SERIES 55	35-2622028	30308D115	30308D107	30308D123	30308D131		FEWTHX	7/25/2018	0.01170	0.00033
FT7358 GLOBAL DIVIDEND PORTFOLIO SERIES 55	35-2622028	30308D115	30308D107	30308D123	30308D131		FEWTHX	8/25/2018	0.01940	0.00055
FT7358 GLOBAL DIVIDEND PORTFOLIO SERIES 55	35-2622028	30308D115	30308D107	30308D123	30308D131		FEWTHX	9/25/2018	0.04410	0.00125
FT7358 GLOBAL DIVIDEND PORTFOLIO SERIES 55	35-2622028	30308D115	30308D107	30308D123	30308D131		FEWTHX	10/25/2018	0.01520	0.00043
FT7358 GLOBAL DIVIDEND PORTFOLIO SERIES 55	35-2622028	30308D115	30308D107	30308D123	30308D131		FEWTHX	11/25/2018	0.01140	0.00032
FT7358 GLOBAL DIVIDEND PORTFOLIO SERIES 55	35-2622028	30308D115	30308D107	30308D123	30308D131		FEWTHX	12/25/2018	0.03720	0.00105
FT7367 CAPITAL STRENGTH BUY WRITE PORTFOLIO SERIES 39	35-2622037	30308D149	30308D156				FJPRVX	9/25/2018	0.15470	0.10094
FT7367 CAPITAL STRENGTH BUY WRITE PORTFOLIO SERIES 39	35-2622037	30308D149	30308D156				FJPRVX	12/25/2018	0.15460	0.10088
FT7367 CAPITAL STRENGTH BUY WRITE PORTFOLIO SERIES 39	35-2622037	30308D149	30308D156				FJPRVX	12/25/2018	0.07340	0.04789
FT7354 PRIVATE CLIENT EQUITY TRUST AUGUST 2019 SERIES	35-2622026	30308D172	30308D198	30308D180	30308D164		FQBJNX	7/25/2018	0.03310	0.00549
FT7354 PRIVATE CLIENT EQUITY TRUST AUGUST 2019 SERIES	35-2622026	30308D172	30308D198	30308D180	30308D164		FQBJNX	9/25/2018	0.03460	0.00574
FT7354 PRIVATE CLIENT EQUITY TRUST AUGUST 2019 SERIES	35-2622026	30308D172	30308D198	30308D180	30308D164		FQBJNX	10/25/2018	0.04540	0.00753
FT7354 PRIVATE CLIENT EQUITY TRUST AUGUST 2019 SERIES	35-2622026	30308D172	30308D198	30308D180	30308D164		FQBJNX	11/25/2018	0.01470	0.00244
FT7354 PRIVATE CLIENT EQUITY TRUST AUGUST 2019 SERIES	35-2622026	30308D172	30308D198	30308D180	30308D164		FQBJNX	12/25/2018	0.04350	0.00722
FT7354 PRIVATE CLIENT EQUITY TRUST AUGUST 2019 SERIES	35-2622026	30308D172	30308D198	30308D180	30308D164		FQBJNX	12/25/2018	0.01530	0.00254
FT7368 CORP INV GRADE LAD PORT S5	35-2622024	30308D206	30308D214				FPINSX	7/25/2018	2.04000	1.32824
FT7368 CORP INV GRADE LAD PORT S5	35-2622024	30308D206	30308D214				FPINSX	8/25/2018	3.23000	2.10305
FT7368 CORP INV GRADE LAD PORT S5	35-2622024	30308D206	30308D214				FPINSX	9/25/2018	3.23000	2.10305
FT7368 CORP INV GRADE LAD PORT S5	35-2622024	30308D206	30308D214				FPINSX	10/25/2018	3.22000	2.09654
FT7368 CORP INV GRADE LAD PORT S5	35-2622024	30308D206	30308D214				FPINSX	11/25/2018	3.23000	2.10305
FT7368 CORP INV GRADE LAD PORT S5	35-2622024	30308D206	30308D214				FPINSX	12/25/2018	3.23000	2.10305
FT7369 SMID HIGH DIVIDEND PORTFOLIO SERIES 30	35-2622029	30308D248	30308D230	30308D222	30308D255		FDRKAX	6/25/2018	0.01450	0.00720
FT7369 SMID HIGH DIVIDEND PORTFOLIO SERIES 30	35-2622029	30308D248	30308D230	30308D222	30308D255		FDRKAX	7/25/2018	0.02220	0.01102
FT7369 SMID HIGH DIVIDEND PORTFOLIO SERIES 30	35-2622029	30308D248	30308D230	30308D222	30308D255		FDRKAX	8/25/2018	0.01820	0.00904
FT7369 SMID HIGH DIVIDEND PORTFOLIO SERIES 30	35-2622029	30308D248	30308D230	30308D222	30308D255		FDRKAX	9/25/2018	0.05870	0.02915
FT7369 SMID HIGH DIVIDEND PORTFOLIO SERIES 30	35-2622029	30308D248	30308D230	30308D222	30308D255		FDRKAX	10/25/2018	0.01860	0.00924
FT7369 SMID HIGH DIVIDEND PORTFOLIO SERIES 30	35-2622029	30308D248	30308D230	30308D222	30308D255		FDRKAX	11/25/2018	0.01850	0.00919
FT7369 SMID HIGH DIVIDEND PORTFOLIO SERIES 30	35-2622029	30308D248	30308D230	30308D222	30308D255		FDRKAX	12/25/2018	0.03850	0.01912
FT7369 SMID HIGH DIVIDEND PORTFOLIO SERIES 30	35-2622029	30308D248	30308D230	30308D222	30308D255		FDRKAX	12/25/2018	0.57160	0.28386
FT7370 STRATEGIC INCOME CLOSED END PORTFOLIO SERIES 67	35-2622030	30308D289	30308D271	30308D263	30308D297		FWDXPZ	6/25/2018	0.05210	0.00592
FT7370 STRATEGIC INCOME CLOSED END PORTFOLIO SERIES 67	35-2622030	30308D289	30308D271	30308D263	30308D297		FWDXPZ	7/25/2018	0.06390	0.00726
FT7370 STRATEGIC INCOME CLOSED END PORTFOLIO SERIES 67	35-2622030	30308D289	30308D271	30308D263	30308D297		FWDXPZ	8/25/2018	0.06390	0.00726
FT7370 STRATEGIC INCOME CLOSED END PORTFOLIO SERIES 67	35-2622030	30308D289	30308D271	30308D263	30308D297		FWDXPZ	9/25/2018	0.06390	0.00726
FT7370 STRATEGIC INCOME CLOSED END PORTFOLIO SERIES 67	35-2622030	30308D289	30308D271	30308D263	30308D297		FWDXPZ	10/25/2018	0.06310	0.00717
FT7370 STRATEGIC INCOME CLOSED END PORTFOLIO SERIES 67	35-2622030	30308D289	30308D271	30308D263	30308D297		FWDXPZ	11/25/2018	0.06310	0.00717
FT7370 STRATEGIC INCOME CLOSED END PORTFOLIO SERIES 67	35-2622030	30308D289	30308D271	30308D263	30308D297		FWDXPZ	11/25/2018	0.00620	0.00070
FT7370 STRATEGIC INCOME CLOSED END PORTFOLIO SERIES 67	35-2622030	30308D289	30308D271	30308D263	30308D297		FWDXPZ	12/25/2018	0.06310	0.00717
FT7371 EQUITY INCOME PORTFOLIO SERIES 60	35-2622039	30308D321	30308D305	30308D313	30308D339		FGELUX	7/25/2018	0.03000	0.00048
FT7371 EQUITY INCOME PORTFOLIO SERIES 60	35-2622039	30308D321	30308D305	30308D313	30308D339		FGELUX	9/25/2018	0.05970	0.00096
FT7371 EQUITY INCOME PORTFOLIO SERIES 60	35-2622039	30308D321	30308D305	30308D313	30308D339		FGELUX	10/25/2018	0.02890	0.00047
FT7371 EQUITY INCOME PORTFOLIO SERIES 60	35-2622039	30308D321	30308D305	30308D313	30308D339		FGELUX	11/25/2018	0.01090	0.00018
FT7371 EQUITY INCOME PORTFOLIO SERIES 60	35-2622039	30308D321	30308D305	30308D313	30308D339		FGELUX	12/25/2018	0.03720	0.00060
FT7360 SABRIENT RISING RATE PORTFOLIO SERIES 8	35-2622043	30308D404	30308D412	30308D396	30308D388		FRWNZX	12/25/2018	0.15720	0.12655
FT7360 SABRIENT RISING RATE PORTFOLIO SERIES 8	35-2622043	30308D404	30308D412	30308D396	30308D388		FRWNZX	12/25/2018	0.05280	0.04250
FT7373 MUNICIPAL INC OPPORTUNITIES CLOSED END PORT SERIES 49	35-2627522	30308D438	30308D453	30308D420	30308D446		FKTVRX	6/25/2018	0.02430	0.00034
FT7373 MUNICIPAL INC OPPORTUNITIES CLOSED END PORT SERIES 49	35-2627522	30308D438	30308D453	30308D420	30308D446		FKTVRX	7/25/2018	0.04310	0.00059
FT7373 MUNICIPAL INC OPPORTUNITIES CLOSED END PORT SERIES 49	35-2627522	30308D438	30308D453	30308D420	30308D446		FKTVRX	8/25/2018	0.04310	0.00059
FT7373 MUNICIPAL INC OPPORTUNITIES CLOSED END PORT SERIES 49	35-2627522	30308D438	30308D453	30308D420	30308D446		FKTVRX	9/25/2018	0.04310	0.00059
FT7373 MUNICIPAL INC OPPORTUNITIES CLOSED END PORT SERIES 49	35-2627522	30308D438	30308D453	30308D420	30308D446		FKTVRX	10/25/2018	0.04180	0.00058
FT7373 MUNICIPAL INC OPPORTUNITIES CLOSED END PORT SERIES 49	35-2627522	30308D438	30308D453	30308D420	30308D446		FKTVRX	11/25/2018	0.04180	0.00058
FT7373 MUNICIPAL INC OPPORTUNITIES CLOSED END PORT SERIES 49	35-2627522	30308D438	30308D453	30308D420	30308D446		FKTVRX	12/25/2018	0.04180	0.00058
FT7361 INTEREST RATE HEDGE OPPORTUNITY PORTFOLIO SERIES 5	35-2622016	30308D461	30308D487	30308D495	30308D479		FBHYEX	6/25/2018	0.04740	0.01442
FT7361 INTEREST RATE HEDGE OPPORTUNITY PORTFOLIO SERIES 5	35-2622016	30308D461	30308D487	30308D495	30308D479		FBHYEX	7/25/2018	0.04190	0.01275
FT7361 INTEREST RATE HEDGE OPPORTUNITY PORTFOLIO SERIES 5	35-2622016	30308D461	30308D487	30308D495	30308D479		FBHYEX	8/25/2018	0.04030	0.01226
FT7361 INTEREST RATE HEDGE OPPORTUNITY PORTFOLIO SERIES 5	35-2622016	30308D461	30308D487	30308D495	30308D479		FBHYEX	9/25/2018	0.05740	0.01747

Issuer's Name	EIN	CUSIP 1	CUSIP 2	CUSIP 3	CUSIP 4	CUSIP 5	Ticker Symbol	Date of Corporate Action	Distribution Per Unit	Per Unit Reduction of Taxpayer's Basis
FT7361 INTEREST RATE HEDGE OPPORTUNITY PORTFOLIO SERIES 5	35-2622016	30308D461	30308D487	30308D495	30308D479		FBHYEX	10/25/2018	0.04680	0.01424
FT7361 INTEREST RATE HEDGE OPPORTUNITY PORTFOLIO SERIES 5	35-2622016	30308D461	30308D487	30308D495	30308D479		FBHYEX	11/25/2018	0.03940	0.01199
FT7361 INTEREST RATE HEDGE OPPORTUNITY PORTFOLIO SERIES 5	35-2622016	30308D461	30308D487	30308D495	30308D479		FBHYEX	12/25/2018	0.00040	0.00012
FT7361 INTEREST RATE HEDGE OPPORTUNITY PORTFOLIO SERIES 5	35-2622016	30308D461	30308D487	30308D495	30308D479		FBHYEX	12/25/2018	0.05540	0.01686
FT7377 DEFENSIVE EQUITY PORTFOLIO SERIES 45	35-2627549	30308D552	30308D545	30308D578	30308D560		FDTBXX	11/25/2018	0.22000	0.16742
FT7377 DEFENSIVE EQUITY PORTFOLIO SERIES 45	35-2627549	30308D552	30308D545	30308D578	30308D560		FDTBXX	12/25/2018	0.06680	0.05083
FT7378 BANKING OPPORTUNITY PORTFOLIO SERIES 30	35-2627574	30308D586	30308D594	30308D602	30308D610		FRHOGX	7/25/2018	0.01480	0.00028
FT7378 BANKING OPPORTUNITY PORTFOLIO SERIES 30	35-2627574	30308D586	30308D594	30308D602	30308D610		FRHOGX	8/25/2018	0.01560	0.00030
FT7378 BANKING OPPORTUNITY PORTFOLIO SERIES 30	35-2627574	30308D586	30308D594	30308D602	30308D610		FRHOGX	9/25/2018	0.01560	0.00030
FT7378 BANKING OPPORTUNITY PORTFOLIO SERIES 30	35-2627574	30308D586	30308D594	30308D602	30308D610		FRHOGX	10/25/2018	0.01570	0.00030
FT7378 BANKING OPPORTUNITY PORTFOLIO SERIES 30	35-2627574	30308D586	30308D594	30308D602	30308D610		FRHOGX	11/25/2018	0.01570	0.00030
FT7378 BANKING OPPORTUNITY PORTFOLIO SERIES 30	35-2627574	30308D586	30308D594	30308D602	30308D610		FRHOGX	12/25/2018	0.01570	0.00030
FT7379 CAPITAL STRENGTH OPPORTUNITY PORTFOLIO SERIES 5	35-2627575	30308D651	30308D644	30308D628	30308D636		FJNUCX	12/25/2018	0.06540	0.00232
FT7376 SENIOR LOAN & LIMITED DURATION CLSD END PORT SERIES 81	35-2627525	30308D669	30308D693	30308D677	30308D685		FVEYBX	6/25/2018	0.03750	0.00009
FT7376 SENIOR LOAN & LIMITED DURATION CLSD END PORT SERIES 81	35-2627525	30308D669	30308D693	30308D677	30308D685		FVEYBX	7/25/2018	0.06310	0.00015
FT7376 SENIOR LOAN & LIMITED DURATION CLSD END PORT SERIES 81	35-2627525	30308D669	30308D693	30308D677	30308D685		FVEYBX	8/25/2018	0.06310	0.00015
FT7376 SENIOR LOAN & LIMITED DURATION CLSD END PORT SERIES 81	35-2627525	30308D669	30308D693	30308D677	30308D685		FVEYBX	9/25/2018	0.06310	0.00015
FT7376 SENIOR LOAN & LIMITED DURATION CLSD END PORT SERIES 81	35-2627525	30308D669	30308D693	30308D677	30308D685		FVEYBX	10/25/2018	0.06290	0.00014
FT7376 SENIOR LOAN & LIMITED DURATION CLSD END PORT SERIES 81	35-2627525	30308D669	30308D693	30308D677	30308D685		FVEYBX	11/25/2018	0.00760	0.00002
FT7376 SENIOR LOAN & LIMITED DURATION CLSD END PORT SERIES 81	35-2627525	30308D669	30308D693	30308D677	30308D685		FVEYBX	11/25/2018	0.06290	0.00014
FT7376 SENIOR LOAN & LIMITED DURATION CLSD END PORT SERIES 81	35-2627525	30308D669	30308D693	30308D677	30308D685		FVEYBX	12/25/2018	0.06290	0.00014
FT7376 SENIOR LOAN & LIMITED DURATION CLSD END PORT SERIES 81	35-2627525	30308D669	30308D693	30308D677	30308D685		FVEYBX	1/8/2019	0.01630	0.00004
FT7381 SABRIENT DEFENSIVE EQUITY PORTFOLIO SERIES 16	35-2627576	30308D776	30308D750	30308D768	30308D743		FMEHOX	11/25/2018	0.13100	0.09646
FT7381 SABRIENT DEFENSIVE EQUITY PORTFOLIO SERIES 16	35-2627576	30308D776	30308D750	30308D768	30308D743		FMEHOX	12/25/2018	0.08010	0.05898
FT7383 DORSEY WRIGHT RELATIVE STRENGTH TOP 50 SERIES 31	35-2627587	30308D826	30308D842	30308D859	30308D834		FYMZNX	12/25/2018	0.03000	0.02157
FT7350 NASDAQ FACTOR DOGS OPPORTUNITY PORTFOLIO SERIES 3	35-2622020	30308T110	30308T128	30308T102	30308T136		FKAVSX	6/25/2018	0.01490	0.00117
FT7350 NASDAQ FACTOR DOGS OPPORTUNITY PORTFOLIO SERIES 3	35-2622020	30308T110	30308T128	30308T102	30308T136		FKAVSX	12/25/2018	0.16630	0.01304
FT7351 AMERICAN AGENDA PORTFOLIO SERIES 5	35-2622021	30308T177	30308T151	30308T169	30308T144		FGHTPX	6/25/2018	0.01020	0.00129
FT7351 AMERICAN AGENDA PORTFOLIO SERIES 5	35-2622021	30308T177	30308T151	30308T169	30308T144		FGHTPX	12/25/2018	0.09030	0.01142
FT7386 MARKET STRENGTH ALLOCATION OPPORTUNITY PORTFOLIO 5	35-2627621	30308V115	30308V107	30308V123	30308V131		FORVMX	12/25/2018	0.05650	0.00465
FT7387 BALANCED INCOME OPPORTUNITY PORTFOLIO SERIES 5	35-2627625	30308V164	30308V172	30308V156	30308V149		FWYJGX	8/25/2018	0.04390	0.00432
FT7387 BALANCED INCOME OPPORTUNITY PORTFOLIO SERIES 5	35-2627625	30308V164	30308V172	30308V156	30308V149		FWYJGX	9/25/2018	0.05050	0.00496
FT7387 BALANCED INCOME OPPORTUNITY PORTFOLIO SERIES 5	35-2627625	30308V164	30308V172	30308V156	30308V149		FWYJGX	10/25/2018	0.04310	0.00424
FT7387 BALANCED INCOME OPPORTUNITY PORTFOLIO SERIES 5	35-2627625	30308V164	30308V172	30308V156	30308V149		FWYJGX	11/25/2018	0.03540	0.00348
FT7387 BALANCED INCOME OPPORTUNITY PORTFOLIO SERIES 5	35-2627625	30308V164	30308V172	30308V156	30308V149		FWYJGX	12/25/2018	0.05320	0.00523
FT7349 STIFEL BEST PICKS MAY 2018	35-2622038	30308V206	30308V198	30308V180	30308V214		FOZGRX	12/25/2018	0.02780	0.01215
FT7362 TECHNOLOGY DIVIDEND PORTFOLIO SERIES 26	35-2627528	30308V255	30308V248	30308V222	30308V230		FBTLMX	7/25/2018	0.02590	0.00036
FT7362 TECHNOLOGY DIVIDEND PORTFOLIO SERIES 26	35-2627528	30308V255	30308V248	30308V222	30308V230		FBTLMX	9/25/2018	0.02840	0.00039
FT7362 TECHNOLOGY DIVIDEND PORTFOLIO SERIES 26	35-2627528	30308V255	30308V248	30308V222	30308V230		FBTLMX	10/25/2018	0.01280	0.00018
FT7362 TECHNOLOGY DIVIDEND PORTFOLIO SERIES 26	35-2627528	30308V255	30308V248	30308V222	30308V230		FBTLMX	12/25/2018	0.03760	0.00052
FT7413 BALANCED INCOME PORTFOLIO SERIES 62	35-2627590	30308V339	30308V347	30308V321	30308V313		FBVNOX	7/25/2018	0.02880	0.00143
FT7413 BALANCED INCOME PORTFOLIO SERIES 62	35-2627590	30308V339	30308V347	30308V321	30308V313		FBVNOX	8/25/2018	0.03960	0.00196
FT7413 BALANCED INCOME PORTFOLIO SERIES 62	35-2627590	30308V339	30308V347	30308V321	30308V313		FBVNOX	9/25/2018	0.04550	0.00225
FT7413 BALANCED INCOME PORTFOLIO SERIES 62	35-2627590	30308V339	30308V347	30308V321	30308V313		FBVNOX	10/25/2018	0.04690	0.00232
FT7413 BALANCED INCOME PORTFOLIO SERIES 62	35-2627590	30308V339	30308V347	30308V321	30308V313		FBVNOX	11/25/2018	0.03790	0.00188
FT7413 BALANCED INCOME PORTFOLIO SERIES 62	35-2627590	30308V339	30308V347	30308V321	30308V313		FBVNOX	12/25/2018	0.04800	0.00238
FT7414 CAPITAL STRENGTH PORTFOLIO SERIES 43	35-2627633	30308V354	30308V388	30308V370	30308V362		FBZESX	12/25/2018	0.05770	0.00122
FT7414 CAPITAL STRENGTH PORTFOLIO SERIES 43	35-2627633	30308V354	30308V388	30308V370	30308V362		FBZESX	1/8/2019	0.01380	0.00029
FT7415 DIVIDEND INCOME SELECT CLOSED END PORTFOLIO SERIES 66	35-2622025	30308V404	30308V396	30308V420	30308V412		FKCGLX	6/25/2018	0.08720	0.02880
FT7415 DIVIDEND INCOME SELECT CLOSED END PORTFOLIO SERIES 66	35-2622025	30308V404	30308V396	30308V420	30308V412		FKCGLX	7/25/2018	0.07110	0.02348
FT7415 DIVIDEND INCOME SELECT CLOSED END PORTFOLIO SERIES 66	35-2622025	30308V404	30308V396	30308V420	30308V412		FKCGLX	8/25/2018	0.07110	0.02348
FT7415 DIVIDEND INCOME SELECT CLOSED END PORTFOLIO SERIES 66	35-2622025	30308V404	30308V396	30308V420	30308V412		FKCGLX	9/25/2018	0.07110	0.02348

Issuer's Name	EIN	CUSIP 1	CUSIP 2	CUSIP 3	CUSIP 4	CUSIP 5	Ticker Symbol	Date of Corporate Action	Distribution Per Unit	Per Unit Reduction of Taxpayer's Basis
FT7415 DIVIDEND INCOME SELECT CLOSED END PORTFOLIO SERIES 66	35-2622025	30308V404	30308V396	30308V420	30308V412		FKCGLX	10/25/2018	0.07000	0.02312
FT7415 DIVIDEND INCOME SELECT CLOSED END PORTFOLIO SERIES 66	35-2622025	30308V404	30308V396	30308V420	30308V412		FKCGLX	11/25/2018	0.07000	0.02312
FT7415 DIVIDEND INCOME SELECT CLOSED END PORTFOLIO SERIES 66	35-2622025	30308V404	30308V396	30308V420	30308V412		FKCGLX	12/25/2018	0.05580	0.01843
FT7415 DIVIDEND INCOME SELECT CLOSED END PORTFOLIO SERIES 66	35-2622025	30308V404	30308V396	30308V420	30308V412		FKCGLX	12/25/2018	0.07000	0.02312
FT7355 TOP PICKS MAY 2018 PORTFOLIO	35-2627526	30308V438	30308V453	30308V446	30308V461		FHLDCX	7/25/2018	0.01190	0.00277
FT7355 TOP PICKS MAY 2018 PORTFOLIO	35-2627526	30308V438	30308V453	30308V446	30308V461		FHLDCX	10/25/2018	0.01350	0.00315
FT7374 TACTICAL INCOME OPPORTUNITY PORTFOLIO SERIES 5	35-2627535	30308V503	30308V487	30308V479	30308V495		FORNEX	7/25/2018	0.05330	0.00066
FT7374 TACTICAL INCOME OPPORTUNITY PORTFOLIO SERIES 5	35-2627535	30308V503	30308V487	30308V479	30308V495		FORNEX	8/25/2018	0.05550	0.00069
FT7374 TACTICAL INCOME OPPORTUNITY PORTFOLIO SERIES 5	35-2627535	30308V503	30308V487	30308V479	30308V495		FORNEX	9/25/2018	0.05680	0.00070
FT7374 TACTICAL INCOME OPPORTUNITY PORTFOLIO SERIES 5	35-2627535	30308V503	30308V487	30308V479	30308V495		FORNEX	10/25/2018	0.05240	0.00065
FT7374 TACTICAL INCOME OPPORTUNITY PORTFOLIO SERIES 5	35-2627535	30308V503	30308V487	30308V479	30308V495		FORNEX	11/25/2018	0.04660	0.00058
FT7374 TACTICAL INCOME OPPORTUNITY PORTFOLIO SERIES 5	35-2627535	30308V503	30308V487	30308V479	30308V495		FORNEX	12/25/2018	0.03940	0.00049
FT7374 TACTICAL INCOME OPPORTUNITY PORTFOLIO SERIES 5	35-2627535	30308V503	30308V487	30308V479	30308V495		FORNEX	12/25/2018	0.00310	0.00004
FT7416 LIMITED DURATION FIXED INCOME ETF PORTFOLIO SERIES 25	35-2627537	30308V537	30308V529	30308V545	30308V511		FBICPX	6/25/2018	0.00950	0.00026
FT7416 LIMITED DURATION FIXED INCOME ETF PORTFOLIO SERIES 25	35-2627537	30308V537	30308V529	30308V545	30308V511		FBICPX	7/25/2018	0.03500	0.00097
FT7416 LIMITED DURATION FIXED INCOME ETF PORTFOLIO SERIES 25	35-2627537	30308V537	30308V529	30308V545	30308V511		FBICPX	8/25/2018	0.03500	0.00097
FT7416 LIMITED DURATION FIXED INCOME ETF PORTFOLIO SERIES 25	35-2627537	30308V537	30308V529	30308V545	30308V511		FBICPX	9/25/2018	0.03500	0.00097
FT7416 LIMITED DURATION FIXED INCOME ETF PORTFOLIO SERIES 25	35-2627537	30308V537	30308V529	30308V545	30308V511		FBICPX	10/25/2018	0.00030	0.00001
FT7416 LIMITED DURATION FIXED INCOME ETF PORTFOLIO SERIES 25	35-2627537	30308V537	30308V529	30308V545	30308V511		FBICPX	10/25/2018	0.03490	0.00097
FT7416 LIMITED DURATION FIXED INCOME ETF PORTFOLIO SERIES 25	35-2627537	30308V537	30308V529	30308V545	30308V511		FBICPX	11/25/2018	0.03490	0.00097
FT7416 LIMITED DURATION FIXED INCOME ETF PORTFOLIO SERIES 25	35-2627537	30308V537	30308V529	30308V545	30308V511		FBICPX	12/25/2018	0.03490	0.00097
FT7416 LIMITED DURATION FIXED INCOME ETF PORTFOLIO SERIES 25	35-2627537	30308V537	30308V529	30308V545	30308V511		FBICPX	1/8/2019	0.03710	0.00103
FT7388 CLOUD COMPUTING PORTFOLIO SERIES 21	35-2627550	30308V560	30308V552	30308V578	30308V586		FGJQAX	12/25/2018	0.01790	0.00368
FT7388 CLOUD COMPUTING PORTFOLIO SERIES 21	35-2627550	30308V560	30308V552	30308V578	30308V586		FGJQAX	1/8/2019	0.04970	0.01021
FT7408 PREFERRED INCOME OPPORTUNITY PORTFOLIO SERIES 10	35-2630915	30308V594	30308V602	30308V628	30308V610		FHOZIX	8/25/2018	0.02190	0.01283
FT7408 PREFERRED INCOME OPPORTUNITY PORTFOLIO SERIES 10	35-2630915	30308V594	30308V602	30308V628	30308V610		FHOZIX	9/25/2018	0.04330	0.02536
FT7408 PREFERRED INCOME OPPORTUNITY PORTFOLIO SERIES 10	35-2630915	30308V594	30308V602	30308V628	30308V610		FHOZIX	10/25/2018	0.04380	0.02565
FT7408 PREFERRED INCOME OPPORTUNITY PORTFOLIO SERIES 10	35-2630915	30308V594	30308V602	30308V628	30308V610		FHOZIX	11/25/2018	0.04380	0.02565
FT7408 PREFERRED INCOME OPPORTUNITY PORTFOLIO SERIES 10	35-2630915	30308V594	30308V602	30308V628	30308V610		FHOZIX	11/25/2018	0.25110	0.14707
FT7408 PREFERRED INCOME OPPORTUNITY PORTFOLIO SERIES 10	35-2630915	30308V594	30308V602	30308V628	30308V610		FHOZIX	12/25/2018	0.04380	0.02565
FT7419 DIVERSIFIED FIXED INCOME ETF PORTFOLIO SERIES 35	35-2630848	30308V669	30308V651	30308V636	30308V644		FJRTVX	8/25/2018	0.03410	0.00126
FT7419 DIVERSIFIED FIXED INCOME ETF PORTFOLIO SERIES 35	35-2630848	30308V669	30308V651	30308V636	30308V644		FJRTVX	9/25/2018	0.03240	0.00120
FT7419 DIVERSIFIED FIXED INCOME ETF PORTFOLIO SERIES 35	35-2630848	30308V669	30308V651	30308V636	30308V644		FJRTVX	10/25/2018	0.03060	0.00113
FT7419 DIVERSIFIED FIXED INCOME ETF PORTFOLIO SERIES 35	35-2630848	30308V669	30308V651	30308V636	30308V644		FJRTVX	10/25/2018	0.00020	0.00001
FT7419 DIVERSIFIED FIXED INCOME ETF PORTFOLIO SERIES 35	35-2630848	30308V669	30308V651	30308V636	30308V644		FJRTVX	11/25/2018	0.03060	0.00113
FT7419 DIVERSIFIED FIXED INCOME ETF PORTFOLIO SERIES 35	35-2630848	30308V669	30308V651	30308V636	30308V644		FJRTVX	12/25/2018	0.03060	0.00113
FT7419 DIVERSIFIED FIXED INCOME ETF PORTFOLIO SERIES 35	35-2630848	30308V669	30308V651	30308V636	30308V644		FJRTVX	1/8/2019	0.03230	0.00120
FT7389 CYBERSECURITY PORTFOLIO SERIES 12	35-2627551	30308V685	30308V701	30308V693	30308V677		FBORNX	1/8/2019	0.05700	0.01397
FT7420 BIOTECHNOLOGY PORTFOLIO SERIES 41	35-2627591	30308V784	30308V776	30308V768	30308V750		FENTDX	12/25/2018	0.01020	0.00384
FT7557 BALANCED INCOME SELECT PORTFOLIO SERIES 77	35-2636324	30308V818	30308V792	30308V800	30308V826		FPGCEX	10/25/2018	0.03310	0.00222
FT7557 BALANCED INCOME SELECT PORTFOLIO SERIES 77	35-2636324	30308V818	30308V792	30308V800	30308V826		FPGCEX	11/25/2018	0.03860	0.00259
FT7557 BALANCED INCOME SELECT PORTFOLIO SERIES 77	35-2636324	30308V818	30308V792	30308V800	30308V826		FPGCEX	12/25/2018	0.04830	0.00324
FT7557 BALANCED INCOME SELECT PORTFOLIO SERIES 77	35-2636324	30308V818	30308V792	30308V800	30308V826		FPGCEX	1/8/2019	0.02180	0.00146
FT7553 CALIFORNIA MUNICIPAL INC SELECT CLSD END PORT SER 68	35-2636327	30308V842	30308V867	30308V834	30308V859		FSEWIX	10/25/2018	0.03760	0.00208
FT7553 CALIFORNIA MUNICIPAL INC SELECT CLSD END PORT SER 68	35-2636327	30308V842	30308V867	30308V834	30308V859		FSEWIX	11/25/2018	0.03500	0.00194
FT7553 CALIFORNIA MUNICIPAL INC SELECT CLSD END PORT SER 68	35-2636327	30308V842	30308V867	30308V834	30308V859		FSEWIX	12/25/2018	0.03500	0.00194
FT7553 CALIFORNIA MUNICIPAL INC SELECT CLSD END PORT SER 68	35-2636327	30308V842	30308V867	30308V834	30308V859		FSEWIX	1/8/2019	0.02460	0.00136
FT7421 STRATEGIC INC ADVANTAGE SELECT CLOSED END PORT SER 75	35-2622044	30308W139	30308W105	30308W113	30308W121		FCJHGX	6/25/2018	0.03100	0.00782
FT7421 STRATEGIC INC ADVANTAGE SELECT CLOSED END PORT SER 75	35-2622044	30308W139	30308W105	30308W113	30308W121		FCJHGX	7/25/2018	0.05790	0.01461
FT7421 STRATEGIC INC ADVANTAGE SELECT CLOSED END PORT SER 75	35-2622044	30308W139	30308W105	30308W113	30308W121		FCJHGX	8/25/2018	0.05790	0.01461
FT7421 STRATEGIC INC ADVANTAGE SELECT CLOSED END PORT SER 75	35-2622044	30308W139	30308W105	30308W113	30308W121		FCJHGX	9/25/2018	0.05690	0.01461
FT7421 STRATEGIC INC ADVANTAGE SELECT CLOSED END PORT SER 75	35-2622044	30308W139	30308W105	30308W113	30308W121		FCJHGX	10/25/2018	0.05740	0.01423
FT7421 STRATEGIC INC ADVANTAGE SELECT CLOSED END PORT SER 75	35-2622044	30308W139	30308W105	30308W113	30308W121		FCJHGX	11/25/2018	0.05640	0.01423
FT7421 STRATEGIC INC ADVANTAGE SELECT CLOSED END PORT SER 75	35-2622044	30308W139	30308W105	30308W113	30308W121		FCJHGX	12/25/2018	0.05350	0.01350
FT7421 STRATEGIC INC ADVANTAGE SELECT CLOSED END PORT SER 75	35-2622044	30308W139	30308W105	30308W113	30308W121		FCJHGX	12/25/2018	0.05640	0.01423

Issuer's Name	EIN	CUSIP 1	CUSIP 2	CUSIP 3	CUSIP 4	CUSIP 5	Ticker Symbol	Date of Corporate Action	Distribution Per Unit	Per Unit Reduction of Taxpayer's Basis
FT7444 INCOME ALLOCATION CLOSED END 3Q 18	35-2630876	30308W147	30308W154	30308W162	30308W170		FHNSTX	8/25/2018	0.06810	0.00925
FT7444 INCOME ALLOCATION CLOSED END 3Q 18	35-2630876	30308W147	30308W154	30308W162	30308W170		FHNSTX	9/25/2018	0.06480	0.00880
FT7444 INCOME ALLOCATION CLOSED END 3Q 18	35-2630876	30308W147	30308W154	30308W162	30308W170		FHNSTX	10/25/2018	0.06480	0.00880
FT7444 INCOME ALLOCATION CLOSED END 3Q 18	35-2630876	30308W147	30308W154	30308W162	30308W170		FHNSTX	11/25/2018	0.06480	0.00880
FT7444 INCOME ALLOCATION CLOSED END 3Q 18	35-2630876	30308W147	30308W154	30308W162	30308W170		FHNSTX	12/25/2018	0.06480	0.00880
FT7444 INCOME ALLOCATION CLOSED END 3Q 18	35-2630876	30308W147	30308W154	30308W162	30308W170		FHNSTX	12/25/2018	0.02580	0.00350
FT7447 TARGET DIVSD GLOBAL ALLOCATION 3Q 18 TERM 10919	35-2630866	30308W279	30308W261	30308W287	30308W295		FRYCPX	8/25/2018	0.01010	0.00084
FT7447 TARGET DIVSD GLOBAL ALLOCATION 3Q 18 TERM 10919	35-2630866	30308W279	30308W261	30308W287	30308W295		FRYCPX	9/25/2018	0.03220	0.00267
FT7447 TARGET DIVSD GLOBAL ALLOCATION 3Q 18 TERM 10919	35-2630866	30308W279	30308W261	30308W287	30308W295		FRYCPX	10/25/2018	0.02450	0.00203
FT7447 TARGET DIVSD GLOBAL ALLOCATION 3Q 18 TERM 10919	35-2630866	30308W279	30308W261	30308W287	30308W295		FRYCPX	11/25/2018	0.02000	0.00166
FT7447 TARGET DIVSD GLOBAL ALLOCATION 3Q 18 TERM 10919	35-2630866	30308W279	30308W261	30308W287	30308W295		FRYCPX	12/25/2018	0.00210	0.00017
FT7447 TARGET DIVSD GLOBAL ALLOCATION 3Q 18 TERM 10919	35-2630866	30308W279	30308W261	30308W287	30308W295		FRYCPX	12/25/2018	0.02770	0.00229
FT7448 VALUE LINE TARGET SAFETY 3Q 3Q 18 TERM 10 9 19	35-2630875	30308W303	30308W337	30308W311	30308W329		FJITYX	12/25/2018	0.09490	0.01825
FT7375 GLOBAL GORILLAS PORTFOLIO SERIES 8	35-2627569	30308W378	30308W345	30308W360	30308W352		FPVTSX	12/25/2018	0.07580	0.01420
FT7449 TARGET DVD BLEND 3Q 18 TERM 10919	35-2630864	30308W451	30308W444	30308W428	30308W436		FOVHBX	8/25/2018	0.01610	0.00003
FT7449 TARGET DVD BLEND 3Q 18 TERM 10919	35-2630864	30308W451	30308W444	30308W428	30308W436		FOVHBX	9/25/2018	0.04650	0.00007
FT7449 TARGET DVD BLEND 3Q 18 TERM 10919	35-2630864	30308W451	30308W444	30308W428	30308W436		FOVHBX	10/25/2018	0.03590	0.00006
FT7449 TARGET DVD BLEND 3Q 18 TERM 10919	35-2630864	30308W451	30308W444	30308W428	30308W436		FOVHBX	11/25/2018	0.02650	0.00004
FT7449 TARGET DVD BLEND 3Q 18 TERM 10919	35-2630864	30308W451	30308W444	30308W428	30308W436		FOVHBX	12/25/2018	0.00240	0.00000
FT7449 TARGET DVD BLEND 3Q 18 TERM 10919	35-2630864	30308W451	30308W444	30308W428	30308W436		FOVHBX	12/25/2018	0.03310	0.00005
FT7449 TARGET HIGH QUALITY DVD 3Q 18 TERM 10 9 19	35-2630874	30308W477	30308W469	30308W493	30308W485		FEGRAX	9/25/2018	0.04540	0.00067
FT7449 TARGET HIGH QUALITY DVD 3Q 18 TERM 10 9 19	35-2630874	30308W477	30308W469	30308W493	30308W485		FEGRAX	10/25/2018	0.02620	0.00039
FT7449 TARGET HIGH QUALITY DVD 3Q 18 TERM 10 9 19	35-2630874	30308W477	30308W469	30308W493	30308W485		FEGRAX	11/25/2018	0.01220	0.00018
FT7449 TARGET HIGH QUALITY DVD 3Q 18 TERM 10 9 19	35-2630874	30308W477	30308W469	30308W493	30308W485		FEGRAX	12/25/2018	0.00010	0.00000
FT7449 TARGET HIGH QUALITY DVD 3Q 18 TERM 10 9 19	35-2630874	30308W477	30308W469	30308W493	30308W485		FEGRAX	12/25/2018	0.03880	0.00057
FT7449 TARGET HIGH QUALITY DVD 3Q 18 TERM 10 9 19	35-2630874	30308W477	30308W469	30308W493	30308W485		FEGRAX	1/8/2019	0.01390	0.00020
FT7450 SP DIVIDEND ARISTOCRATS TARGET 25 3Q 18 TERM 10919	35-2630863	30308W642	30308W626	30308W634	30308W659		FRWTSX	9/25/2018	0.04030	0.00139
FT7450 SP DIVIDEND ARISTOCRATS TARGET 25 3Q 18 TERM 10919	35-2630863	30308W642	30308W626	30308W634	30308W659		FRWTSX	10/25/2018	0.01150	0.00040
FT7450 SP DIVIDEND ARISTOCRATS TARGET 25 3Q 18 TERM 10919	35-2630863	30308W642	30308W626	30308W634	30308W659		FRWTSX	11/25/2018	0.02170	0.00075
FT7450 SP DIVIDEND ARISTOCRATS TARGET 25 3Q 18 TERM 10919	35-2630863	30308W642	30308W626	30308W634	30308W659		FRWTSX	12/25/2018	0.02900	0.00100
FT7450 SP DIVIDEND ARISTOCRATS TARGET 25 3Q 18 TERM 10919	35-2630863	30308W642	30308W626	30308W634	30308W659		FRWTSX	12/25/2018	0.00010	0.00000
FT7450 TARGET DBL PLAY 3Q 18 TERM 10 9 19	35-2630873	30308W741	30308W758	30308W733	30308W725		FVJWCX	9/25/2018	0.04910	0.00427
FT7450 TARGET DBL PLAY 3Q 18 TERM 10 9 19	35-2630873	30308W741	30308W758	30308W733	30308W725		FVJWCX	10/25/2018	0.01300	0.00113
FT7450 TARGET DBL PLAY 3Q 18 TERM 10 9 19	35-2630873	30308W741	30308W758	30308W733	30308W725		FVJWCX	12/25/2018	0.05360	0.00466
FT7450 TARGET GLOBAL DVD LEADERS 3Q 18 TERM 10919	35-2630877	30308W766	30308W774	30308W790	30308W782		FABEOX	8/25/2018	0.02280	0.00111
FT7450 TARGET GLOBAL DVD LEADERS 3Q 18 TERM 10919	35-2630877	30308W766	30308W774	30308W790	30308W782		FABEOX	9/25/2018	0.05820	0.00285
FT7450 TARGET GLOBAL DVD LEADERS 3Q 18 TERM 10919	35-2630877	30308W766	30308W774	30308W790	30308W782		FABEOX	10/25/2018	0.04560	0.00223
FT7450 TARGET GLOBAL DVD LEADERS 3Q 18 TERM 10919	35-2630877	30308W766	30308W774	30308W790	30308W782		FABEOX	11/25/2018	0.04160	0.00203
FT7450 TARGET GLOBAL DVD LEADERS 3Q 18 TERM 10919	35-2630877	30308W766	30308W774	30308W790	30308W782		FABEOX	12/25/2018	0.00490	0.00024
FT7450 TARGET GLOBAL DVD LEADERS 3Q 18 TERM 10919	35-2630877	30308W766	30308W774	30308W790	30308W782		FABEOX	12/25/2018	0.02730	0.00133
FT7450 SP TARGET SMID 60 3Q 18 TERM 10919	35-2630862	30308W840	30308W873	30308W857	30308W865		FDLAEX	12/25/2018	0.05090	0.02657
FT7450 SP TARGET SMID 60 3Q 18 TERM 10919	35-2630862	30308W840	30308W873	30308W857	30308W865		FDLAEX	12/25/2018	0.00270	0.00141
FT7450 TARGET FOCUS 4 3Q 18 TERM 10 9 19	35-2630872	30309M130	30309M114	30309M106	30309M122		FTKBUX	12/25/2018	0.08880	0.00494
FT7450 TARGET FOCUS 4 3Q 18 TERM 10 9 19	35-2630872	30309M130	30309M114	30309M106	30309M122		FTKBUX	12/25/2018	0.00090	0.00005
FT7450 TARGET GROWTH 3Q 18 TERM 10 9 19	35-2630871	30309M163	30309M148	30309M171	30309M155		FSIBNX	12/25/2018	0.03050	0.01555
FT7450 TARGET TRIAD 3Q 18 TERM 10 9 19	35-2630870	30309M197	30309M205	30309M189	30309M213		FROIWX	12/25/2018	0.07620	0.00692
FT7450 TARGET VIP 3Q 18 TERM 10919	35-2630859	30309M239	30309M247	30309M221	30309M254		FIYDZX	12/25/2018	0.03250	0.01237
FT7450 TARGET VIP 3Q 18 TERM 10919	35-2630859	30309M239	30309M247	30309M221	30309M254		FIYDZX	12/25/2018	0.05530	0.02104
FT7390 US INFRASTRUCTURE PORTFOLIO SERIES 15	35-2627579	30309M296	30309M262	30309M270	30309M288		FBATEX	12/25/2018	0.02530	0.00571
FT7450 TARGET DIVSD DVD 3Q 18 TERM 10919	35-2630867	30309M379	30309M346	30309M361	30309M353		FBJPMX	9/25/2018	0.07460	0.00672
FT7450 TARGET DIVSD DVD 3Q 18 TERM 10919	35-2630867	30309M379	30309M346	30309M361	30309M353		FBJPMX	10/25/2018	0.02780	0.00250
FT7450 TARGET DIVSD DVD 3Q 18 TERM 10919	35-2630867	30309M379	30309M346	30309M361	30309M353		FBJPMX	11/25/2018	0.01490	0.00134

Issuer's Name	EIN	CUSIP 1	CUSIP 2	CUSIP 3	CUSIP 4	CUSIP 5	Ticker Symbol	Date of Corporate Action	Distribution Per Unit	Per Unit Reduction of Taxpayer's Basis
FT7450 TARGET DIVSD DVD 3Q 18 TERM 10919	35-2630867	30309M379	30309M346	30309M361	30309M353		FBJPMX	12/25/2018	0.05060	0.00456
FT7450 TARGET DIVSD DVD 3Q 18 TERM 10919	35-2630867	30309M379	30309M346	30309M361	30309M353		FBJPMX	1/8/2019	0.01290	0.00116
FT7423 EQUITY CLOSED END OPPORTUNITY PORTFOLIO SERIES	35-2627536	30309M411	30309M395	30309M387	30309M403		FAQDLX	6/25/2018	0.01190	0.00301
FT7423 EQUITY CLOSED END OPPORTUNITY PORTFOLIO SERIES	35-2627536	30309M411	30309M395	30309M387	30309M403		FAQDLX	7/25/2018	0.05890	0.01488
FT7423 EQUITY CLOSED END OPPORTUNITY PORTFOLIO SERIES	35-2627536	30309M411	30309M395	30309M387	30309M403		FAQDLX	8/25/2018	0.07080	0.01788
FT7423 EQUITY CLOSED END OPPORTUNITY PORTFOLIO SERIES	35-2627536	30309M411	30309M395	30309M387	30309M403		FAQDLX	9/25/2018	0.05890	0.01488
FT7423 EQUITY CLOSED END OPPORTUNITY PORTFOLIO SERIES	35-2627536	30309M411	30309M395	30309M387	30309M403		FAQDLX	10/25/2018	0.06230	0.01574
FT7423 EQUITY CLOSED END OPPORTUNITY PORTFOLIO SERIES	35-2627536	30309M411	30309M395	30309M387	30309M403		FAQDLX	11/25/2018	0.06230	0.01574
FT7423 EQUITY CLOSED END OPPORTUNITY PORTFOLIO SERIES	35-2627536	30309M411	30309M395	30309M387	30309M403		FAQDLX	12/25/2018	0.06230	0.01574
FT7423 EQUITY CLOSED END OPPORTUNITY PORTFOLIO SERIES	35-2627536	30309M411	30309M395	30309M387	30309M403		FAQDLX	12/25/2018	0.04390	0.01109
FT7391 ENERGY SELECT PORTFOLIO SERIES 68	35-2627583	30309M452	30309M445	30309M429	30309M437		FOTRYX	12/25/2018	0.08970	0.00216
FT7393 DIVIDEND EDGE PORTFOLIO SERIES 11	35-2627582	30309M510	30309M502	30309M536	30309M528		FIDBTX	7/25/2018	0.01330	0.00147
FT7393 DIVIDEND EDGE PORTFOLIO SERIES 11	35-2627582	30309M510	30309M502	30309M536	30309M528		FIDBTX	8/25/2018	0.02640	0.00291
FT7393 DIVIDEND EDGE PORTFOLIO SERIES 11	35-2627582	30309M510	30309M502	30309M536	30309M528		FIDBTX	9/25/2018	0.04730	0.00521
FT7393 DIVIDEND EDGE PORTFOLIO SERIES 11	35-2627582	30309M510	30309M502	30309M536	30309M528		FIDBTX	10/25/2018	0.02800	0.00309
FT7393 DIVIDEND EDGE PORTFOLIO SERIES 11	35-2627582	30309M510	30309M502	30309M536	30309M528		FIDBTX	11/25/2018	0.02850	0.00314
FT7393 DIVIDEND EDGE PORTFOLIO SERIES 11	35-2627582	30309M510	30309M502	30309M536	30309M528		FIDBTX	12/25/2018	0.05140	0.00566
FT7424 MUNICIPAL INCOME DIVIDEND GROWERS PORTFOLIO SERIES 14	35-2627552	30309M577	30309M569	30309M551	30309M544		FRWGLX	7/25/2018	0.02960	0.00032
FT7424 MUNICIPAL INCOME DIVIDEND GROWERS PORTFOLIO SERIES 14	35-2627552	30309M577	30309M569	30309M551	30309M544		FRWGLX	8/25/2018	0.01990	0.00021
FT7424 MUNICIPAL INCOME DIVIDEND GROWERS PORTFOLIO SERIES 14	35-2627552	30309M577	30309M569	30309M551	30309M544		FRWGLX	9/25/2018	0.02480	0.00027
FT7424 MUNICIPAL INCOME DIVIDEND GROWERS PORTFOLIO SERIES 14	35-2627552	30309M577	30309M569	30309M551	30309M544		FRWGLX	10/25/2018	0.04070	0.00044
FT7424 MUNICIPAL INCOME DIVIDEND GROWERS PORTFOLIO SERIES 14	35-2627552	30309M577	30309M569	30309M551	30309M544		FRWGLX	11/25/2018	0.02100	0.00023
FT7424 MUNICIPAL INCOME DIVIDEND GROWERS PORTFOLIO SERIES 14	35-2627552	30309M577	30309M569	30309M551	30309M544		FRWGLX	12/25/2018	0.02680	0.00029
FT7424 MUNICIPAL INCOME DIVIDEND GROWERS PORTFOLIO SERIES 14	35-2627552	30309M577	30309M569	30309M551	30309M544		FRWGLX	1/8/2019	0.02120	0.00023
FT7394 DIVIDEND STRENGTH OPPORTUNITY PORTFOLIO SERIES 5	35-2627588	30309M650	30309M635	30309M627	30309M643		FPSQNX	7/25/2018	0.01290	0.00017
FT7394 DIVIDEND STRENGTH OPPORTUNITY PORTFOLIO SERIES 5	35-2627588	30309M650	30309M635	30309M627	30309M643		FPSQNX	9/25/2018	0.03530	0.00046
FT7394 DIVIDEND STRENGTH OPPORTUNITY PORTFOLIO SERIES 5	35-2627588	30309M650	30309M635	30309M627	30309M643		FPSQNX	10/25/2018	0.02460	0.00032
FT7394 DIVIDEND STRENGTH OPPORTUNITY PORTFOLIO SERIES 5	35-2627588	30309M650	30309M635	30309M627	30309M643		FPSQNX	12/25/2018	0.03550	0.00046
FT7395 HIGH DIVIDEND EQUITY ALLOCATION PORTFOLIO SERIES 28	35-2627589	30309M668	30309M692	30309M684	30309M676		FDEIQX	8/25/2018	0.02390	0.01028
FT7395 HIGH DIVIDEND EQUITY ALLOCATION PORTFOLIO SERIES 28	35-2627589	30309M668	30309M692	30309M684	30309M676		FDEIQX	9/25/2018	0.04740	0.02038
FT7395 HIGH DIVIDEND EQUITY ALLOCATION PORTFOLIO SERIES 28	35-2627589	30309M668	30309M692	30309M684	30309M676		FDEIQX	10/25/2018	0.02300	0.00989
FT7395 HIGH DIVIDEND EQUITY ALLOCATION PORTFOLIO SERIES 28	35-2627589	30309M668	30309M692	30309M684	30309M676		FDEIQX	11/25/2018	0.01520	0.00654
FT7395 HIGH DIVIDEND EQUITY ALLOCATION PORTFOLIO SERIES 28	35-2627589	30309M668	30309M692	30309M684	30309M676		FDEIQX	12/25/2018	0.03280	0.01410
FT7395 HIGH DIVIDEND EQUITY ALLOCATION PORTFOLIO SERIES 28	35-2627589	30309M668	30309M692	30309M684	30309M676		FDEIQX	12/25/2018	0.24310	0.10453
FT7425 SABRIENT INTERNATIONAL OPPORTUNITY PORTFOLIO SERIES	35-2627577	30309M700	30309M726	30309M718	30309M734		FDLYTX	8/25/2018	0.01240	0.00704
FT7425 SABRIENT INTERNATIONAL OPPORTUNITY PORTFOLIO SERIES	35-2627577	30309M700	30309M726	30309M718	30309M734		FDLYTX	12/25/2018	0.05110	0.02901
FT7425 SABRIENT INTERNATIONAL OPPORTUNITY PORTFOLIO SERIES	35-2627577	30309M700	30309M726	30309M718	30309M734		FDLYTX	12/25/2018	0.00700	0.00397
FT7396 DIVIDEND GROWTH PORTFOLIO SERIES 22	35-2627598	30309M742	30309M767	30309M775	30309M759		FKYRVX	8/25/2018	0.01280	0.00010
FT7396 DIVIDEND GROWTH PORTFOLIO SERIES 22	35-2627598	30309M742	30309M767	30309M775	30309M759		FKYRVX	9/25/2018	0.03800	0.00030
FT7396 DIVIDEND GROWTH PORTFOLIO SERIES 22	35-2627598	30309M742	30309M767	30309M775	30309M759		FKYRVX	10/25/2018	0.02280	0.00018
FT7396 DIVIDEND GROWTH PORTFOLIO SERIES 22	35-2627598	30309M742	30309M767	30309M775	30309M759		FKYRVX	11/25/2018	0.01500	0.00012
FT7396 DIVIDEND GROWTH PORTFOLIO SERIES 22	35-2627598	30309M742	30309M767	30309M775	30309M759		FKYRVX	12/25/2018	0.04010	0.00032
FT7396 DIVIDEND GROWTH PORTFOLIO SERIES 22	35-2627598	30309M742	30309M767	30309M775	30309M759		FKYRVX	1/8/2019	0.01020	0.00008
FT7397 REIT GROWTH INCOME SELECT PORTFOLIO SERIES 46	35-2627599	30309M858	30309M833	30309M841	30309M825		FLIGWX	7/25/2018	0.02670	0.00775
FT7397 REIT GROWTH INCOME SELECT PORTFOLIO SERIES 46	35-2627599	30309M858	30309M833	30309M841	30309M825		FLIGWX	8/25/2018	0.03390	0.00983
FT7397 REIT GROWTH INCOME SELECT PORTFOLIO SERIES 46	35-2627599	30309M858	30309M833	30309M841	30309M825		FLIGWX	9/25/2018	0.03390	0.00983
FT7397 REIT GROWTH INCOME SELECT PORTFOLIO SERIES 46	35-2627599	30309M858	30309M833	30309M841	30309M825		FLIGWX	10/25/2018	0.03410	0.00989
FT7397 REIT GROWTH INCOME SELECT PORTFOLIO SERIES 46	35-2627599	30309M858	30309M833	30309M841	30309M825		FLIGWX	11/25/2018	0.03410	0.00989
FT7397 REIT GROWTH INCOME SELECT PORTFOLIO SERIES 46	35-2627599	30309M858	30309M833	30309M841	30309M825		FLIGWX	12/25/2018	0.00610	0.00177
FT7397 REIT GROWTH INCOME SELECT PORTFOLIO SERIES 46	35-2627599	30309M858	30309M833	30309M841	30309M825		FLIGWX	12/25/2018	0.03410	0.00989
FT7399 STONEBRIDGE PREFERRED INCOME PORTFOLIO SERIES 18	35-2627600	30309N112	30309N138	30309N120	30309N104		FAISLX	7/25/2018	0.03920	0.01466
FT7399 STONEBRIDGE PREFERRED INCOME PORTFOLIO SERIES 18	35-2627600	30309N112	30309N138	30309N120	30309N104		FAISLX	8/25/2018	0.04790	0.01791
FT7399 STONEBRIDGE PREFERRED INCOME PORTFOLIO SERIES 18	35-2627600	30309N112	30309N138	30309N120	30309N104		FAISLX	9/25/2018	0.04790	0.01791
FT7399 STONEBRIDGE PREFERRED INCOME PORTFOLIO SERIES 18	35-2627600	30309N112	30309N138	30309N120	30309N104		FAISLX	10/25/2018	0.04760	0.01780
FT7399 STONEBRIDGE PREFERRED INCOME PORTFOLIO SERIES 18	35-2627600	30309N112	30309N138	30309N120	30309N104		FAISLX	11/25/2018	0.14990	0.05606
FT7399 STONEBRIDGE PREFERRED INCOME PORTFOLIO SERIES 18	35-2627600	30309N112	30309N138	30309N120	30309N104		FAISLX	11/25/2018	0.04760	0.01780
FT7399 STONEBRIDGE PREFERRED INCOME PORTFOLIO SERIES 18	35-2627600	30309N112	30309N138	30309N120	30309N104		FAISLX	12/25/2018	0.04760	0.01780

Issuer's Name	EIN	CUSIP 1	CUSIP 2	CUSIP 3	CUSIP 4	CUSIP 5	Ticker Symbol	Date of Corporate Action	Distribution Per Unit	Per Unit Reduction of Taxpayer's Basis
FT7400 STRATEGIC DIVIDEND SELECT PORTFOLIO SERIES 33	35-2627601	30309N161	30309N153	30309N146	30309N179		FBLRDX	8/25/2018	0.02020	0.00254
FT7400 STRATEGIC DIVIDEND SELECT PORTFOLIO SERIES 33	35-2627601	30309N161	30309N153	30309N146	30309N179		FBLRDX	9/25/2018	0.02900	0.00365
FT7400 STRATEGIC DIVIDEND SELECT PORTFOLIO SERIES 33	35-2627601	30309N161	30309N153	30309N146	30309N179		FBLRDX	10/25/2018	0.05800	0.00730
FT7400 STRATEGIC DIVIDEND SELECT PORTFOLIO SERIES 33	35-2627601	30309N161	30309N153	30309N146	30309N179		FBLRDX	11/25/2018	0.01980	0.00249
FT7400 STRATEGIC DIVIDEND SELECT PORTFOLIO SERIES 33	35-2627601	30309N161	30309N153	30309N146	30309N179		FBLRDX	12/25/2018	0.03680	0.00463
FT7400 STRATEGIC DIVIDEND SELECT PORTFOLIO SERIES 33	35-2627601	30309N161	30309N153	30309N146	30309N179		FBLRDX	12/25/2018	0.00850	0.00107
FT7404 BALANCED INCOME SELECT PORTFOLIO SERIES 76	35-2627602	30309N187	30309N211	30309N203	30309N195		FQJMHX	7/25/2018	0.01990	0.00069
FT7404 BALANCED INCOME SELECT PORTFOLIO SERIES 76	35-2627602	30309N187	30309N211	30309N203	30309N195		FQJMHX	8/25/2018	0.04090	0.00143
FT7404 BALANCED INCOME SELECT PORTFOLIO SERIES 76	35-2627602	30309N187	30309N211	30309N203	30309N195		FQJMHX	9/25/2018	0.04300	0.00150
FT7404 BALANCED INCOME SELECT PORTFOLIO SERIES 76	35-2627602	30309N187	30309N211	30309N203	30309N195		FQJMHX	10/25/2018	0.04520	0.00158
FT7404 BALANCED INCOME SELECT PORTFOLIO SERIES 76	35-2627602	30309N187	30309N211	30309N203	30309N195		FQJMHX	11/25/2018	0.04000	0.00140
FT7404 BALANCED INCOME SELECT PORTFOLIO SERIES 76	35-2627602	30309N187	30309N211	30309N203	30309N195		FQJMHX	12/25/2018	0.04670	0.00163
FT7401 FINANCIALS OPPORTUNITY PORTFOLIO SERIES 2	35-2627604	30309N260	30309N278	30309N252	30309N245		FBTVRX	12/25/2018	0.07820	0.02156
FT7402 TACTICAL ALPHA PORTFOLIO SERIES 17	35-2627605	30309N294	30309N310	30309N286	30309N302		FNOITX	9/25/2018	0.03110	0.00388
FT7402 TACTICAL ALPHA PORTFOLIO SERIES 17	35-2627605	30309N294	30309N310	30309N286	30309N302		FNOITX	11/25/2018	0.01770	0.00221
FT7402 TACTICAL ALPHA PORTFOLIO SERIES 17	35-2627605	30309N294	30309N310	30309N286	30309N302		FNOITX	12/25/2018	0.01400	0.00175
FT7405 DORSEY WRIGHT RELATIVE STRENGTH DIVIDEND PORT 31	35-2627606	30309N336	30309N351	30309N328	30309N344		FSYNDX	8/25/2018	0.01720	0.00113
FT7405 DORSEY WRIGHT RELATIVE STRENGTH DIVIDEND PORT 31	35-2627606	30309N336	30309N351	30309N328	30309N344		FSYNDX	9/25/2018	0.02440	0.00160
FT7405 DORSEY WRIGHT RELATIVE STRENGTH DIVIDEND PORT 31	35-2627606	30309N336	30309N351	30309N328	30309N344		FSYNDX	10/25/2018	0.02210	0.00145
FT7405 DORSEY WRIGHT RELATIVE STRENGTH DIVIDEND PORT 31	35-2627606	30309N336	30309N351	30309N328	30309N344		FSYNDX	11/25/2018	0.01530	0.00100
FT7405 DORSEY WRIGHT RELATIVE STRENGTH DIVIDEND PORT 31	35-2627606	30309N336	30309N351	30309N328	30309N344		FSYNDX	12/25/2018	0.02520	0.00165
FT7406 INTERNATIONAL CAPITAL STRENGTH OPPORTUNITY PORT 5	35-2627607	30309N377	30309N385	30309N369	30309N393		FLIUQX	12/25/2018	0.05600	0.02340
FT7406 INTERNATIONAL CAPITAL STRENGTH OPPORTUNITY PORT 5	35-2627607	30309N377	30309N385	30309N369	30309N393		FLIUQX	12/25/2018	0.00360	0.00150
FT7406 SMID CAPITAL STRENGTH OPPORTUNITY PORTFOLIO SERIES 5	35-2627608	30309N419	30309N435	30309N401	30309N427		FZMBJX	12/25/2018	0.04280	0.01098
FT7428 STRATEGIC INCOME ADVANTAGE OPP CLOSED END PORT SER 7	35-2627581	30309N500	30309N484	30309N518	30309N492		FNEGAX	7/25/2018	0.06160	0.01759
FT7428 STRATEGIC INCOME ADVANTAGE OPP CLOSED END PORT SER 7	35-2627581	30309N500	30309N484	30309N518	30309N492		FNEGAX	8/25/2018	0.05880	0.01679
FT7428 STRATEGIC INCOME ADVANTAGE OPP CLOSED END PORT SER 7	35-2627581	30309N500	30309N484	30309N518	30309N492		FNEGAX	9/25/2018	0.05880	0.01679
FT7428 STRATEGIC INCOME ADVANTAGE OPP CLOSED END PORT SER 7	35-2627581	30309N500	30309N484	30309N518	30309N492		FNEGAX	10/25/2018	0.05750	0.01642
FT7428 STRATEGIC INCOME ADVANTAGE OPP CLOSED END PORT SER 7	35-2627581	30309N500	30309N484	30309N518	30309N492		FNEGAX	11/25/2018	0.05750	0.01642
FT7428 STRATEGIC INCOME ADVANTAGE OPP CLOSED END PORT SER 7	35-2627581	30309N500	30309N484	30309N518	30309N492		FNEGAX	12/25/2018	0.05750	0.01642
FT7428 STRATEGIC INCOME ADVANTAGE OPP CLOSED END PORT SER 7	35-2627581	30309N500	30309N484	30309N518	30309N492		FNEGAX	12/25/2018	0.03350	0.00957
FT7430 CORPORATE INVESTMENT GRADE PORTFOLIO 3 7 YEAR S4	35-2627578	30309N534	30309N526				FQLCMX	7/25/2018	2.83000	1.37368
FT7430 CORPORATE INVESTMENT GRADE PORTFOLIO 3 7 YEAR S4	35-2627578	30309N534	30309N526				FQLCMX	8/25/2018	2.94000	1.42708
FT7430 CORPORATE INVESTMENT GRADE PORTFOLIO 3 7 YEAR S4	35-2627578	30309N534	30309N526				FQLCMX	9/25/2018	2.94000	1.42708
FT7430 CORPORATE INVESTMENT GRADE PORTFOLIO 3 7 YEAR S4	35-2627578	30309N534	30309N526				FQLCMX	10/25/2018	2.95000	1.43193
FT7430 CORPORATE INVESTMENT GRADE PORTFOLIO 3 7 YEAR S4	35-2627578	30309N534	30309N526				FQLCMX	11/25/2018	2.94000	1.42708
FT7430 CORPORATE INVESTMENT GRADE PORTFOLIO 3 7 YEAR S4	35-2627578	30309N534	30309N526				FQLCMX	12/25/2018	2.93000	1.42222
FT7432 ENERGY OPPORTUNITY PORTFOLIO SERIES 2	35-2627609	30309N567	30309N542	30309N559	30309N575		FLKYRX	12/25/2018	0.07370	0.00126
FT7429 NY MUNICIPAL INCOME SELECT CLOSED END PORT SER 48	35-2627592	30309N617	30309N591	30309N609	30309N583		FVIRAX	7/25/2018	0.03050	0.00012
FT7429 NY MUNICIPAL INCOME SELECT CLOSED END PORT SER 48	35-2627592	30309N617	30309N591	30309N609	30309N583		FVIRAX	8/25/2018	0.03590	0.00014
FT7429 NY MUNICIPAL INCOME SELECT CLOSED END PORT SER 48	35-2627592	30309N617	30309N591	30309N609	30309N583		FVIRAX	9/25/2018	0.03590	0.00014
FT7429 NY MUNICIPAL INCOME SELECT CLOSED END PORT SER 48	35-2627592	30309N617	30309N591	30309N609	30309N583		FVIRAX	10/25/2018	0.03540	0.00013
FT7429 NY MUNICIPAL INCOME SELECT CLOSED END PORT SER 48	35-2627592	30309N617	30309N591	30309N609	30309N583		FVIRAX	11/25/2018	0.03540	0.00013
FT7429 NY MUNICIPAL INCOME SELECT CLOSED END PORT SER 48	35-2627592	30309N617	30309N591	30309N609	30309N583		FVIRAX	12/25/2018	0.03540	0.00013
FT7407 PREFERRED INCOME PORTFOLIO SERIES 95	35-2627614	30309N625	30309N658	30309N641	30309N633		FGNVPX	7/25/2018	0.02620	0.00282
FT7407 PREFERRED INCOME PORTFOLIO SERIES 95	35-2627614	30309N625	30309N658	30309N641	30309N633		FGNVPX	8/25/2018	0.04160	0.00447
FT7407 PREFERRED INCOME PORTFOLIO SERIES 95	35-2627614	30309N625	30309N658	30309N641	30309N633		FGNVPX	9/25/2018	0.04160	0.00447
FT7407 PREFERRED INCOME PORTFOLIO SERIES 95	35-2627614	30309N625	30309N658	30309N641	30309N633		FGNVPX	10/25/2018	0.04360	0.00469
FT7407 PREFERRED INCOME PORTFOLIO SERIES 95	35-2627614	30309N625	30309N658	30309N641	30309N633		FGNVPX	11/25/2018	0.04360	0.00469
FT7407 PREFERRED INCOME PORTFOLIO SERIES 95	35-2627614	30309N625	30309N658	30309N641	30309N633		FGNVPX	12/25/2018	0.04360	0.00469
FT7407 PREFERRED INCOME PORTFOLIO SERIES 95	35-2627614	30309N625	30309N658	30309N641	30309N633		FGNVPX	1/8/2019	0.03380	0.00363
FT7433 ALTERNATIVE INCOME PORTFOLIO SERIES 28	35-2627615	30309N674	30309N690	30309N682	30309N666		FPBATX	7/25/2018	0.01760	0.00467
FT7433 ALTERNATIVE INCOME PORTFOLIO SERIES 28	35-2627615	30309N674	30309N690	30309N682	30309N666		FPBATX	8/25/2018	0.02840	0.00753
FT7433 ALTERNATIVE INCOME PORTFOLIO SERIES 28	35-2627615	30309N674	30309N690	30309N682	30309N666		FPBATX	9/25/2018	0.06120	0.01622

Issuer's Name	EIN	CUSIP 1	CUSIP 2	CUSIP 3	CUSIP 4	CUSIP 5	Ticker Symbol	Date of Corporate Action	Distribution Per Unit	Per Unit Reduction of Taxpayer's Basis
FT7433 ALTERNATIVE INCOME PORTFOLIO SERIES 28	35-2627615	30309N674	30309N690	30309N682	30309N666		FPBATX	10/25/2018	0.06680	0.01771
FT7433 ALTERNATIVE INCOME PORTFOLIO SERIES 28	35-2627615	30309N674	30309N690	30309N682	30309N666		FPBATX	11/25/2018	0.04140	0.01098
FT7433 ALTERNATIVE INCOME PORTFOLIO SERIES 28	35-2627615	30309N674	30309N690	30309N682	30309N666		FPBATX	11/25/2018	0.00360	0.00095
FT7433 ALTERNATIVE INCOME PORTFOLIO SERIES 28	35-2627615	30309N674	30309N690	30309N682	30309N666		FPBATX	12/25/2018	0.06560	0.01739
FT7433 ALTERNATIVE INCOME PORTFOLIO SERIES 28	35-2627615	30309N674	30309N690	30309N682	30309N666		FPBATX	12/25/2018	0.00090	0.00024
FT7434 EQUITY CLOSED END PORTFOLIO SERIES 49	35-2627616	30309N708	30309N724	30309N732	30309N716		FINYZX	7/25/2018	0.04240	0.01750
FT7434 EQUITY CLOSED END PORTFOLIO SERIES 49	35-2627616	30309N708	30309N724	30309N732	30309N716		FINYZX	8/25/2018	0.06620	0.02732
FT7434 EQUITY CLOSED END PORTFOLIO SERIES 49	35-2627616	30309N708	30309N724	30309N732	30309N716		FINYZX	9/25/2018	0.06620	0.02732
FT7434 EQUITY CLOSED END PORTFOLIO SERIES 49	35-2627616	30309N708	30309N724	30309N732	30309N716		FINYZX	10/25/2018	0.06560	0.02707
FT7434 EQUITY CLOSED END PORTFOLIO SERIES 49	35-2627616	30309N708	30309N724	30309N732	30309N716		FINYZX	11/25/2018	0.06560	0.02707
FT7434 EQUITY CLOSED END PORTFOLIO SERIES 49	35-2627616	30309N708	30309N724	30309N732	30309N716		FINYZX	12/25/2018	0.05860	0.02418
FT7434 EQUITY CLOSED END PORTFOLIO SERIES 49	35-2627616	30309N708	30309N724	30309N732	30309N716		FINYZX	12/25/2018	0.06560	0.02707
FT7435 TAX ADVANTAGED MUNICIPAL CLOSED END PORTFOLIO 54	35-2627617	30309N773	30309N757	30309N740	30309N765		FEQILX	7/25/2018	0.02080	0.00135
FT7435 TAX ADVANTAGED MUNICIPAL CLOSED END PORTFOLIO 54	35-2627617	30309N773	30309N757	30309N740	30309N765		FEQILX	8/25/2018	0.03920	0.00255
FT7435 TAX ADVANTAGED MUNICIPAL CLOSED END PORTFOLIO 54	35-2627617	30309N773	30309N757	30309N740	30309N765		FEQILX	9/25/2018	0.03920	0.00255
FT7435 TAX ADVANTAGED MUNICIPAL CLOSED END PORTFOLIO 54	35-2627617	30309N773	30309N757	30309N740	30309N765		FEQILX	10/25/2018	0.03900	0.00254
FT7435 TAX ADVANTAGED MUNICIPAL CLOSED END PORTFOLIO 54	35-2627617	30309N773	30309N757	30309N740	30309N765		FEQILX	11/25/2018	0.03900	0.00254
FT7435 TAX ADVANTAGED MUNICIPAL CLOSED END PORTFOLIO 54	35-2627617	30309N773	30309N757	30309N740	30309N765		FEQILX	12/25/2018	0.03900	0.00254
FT7435 TAX ADVANTAGED MUNICIPAL CLOSED END PORTFOLIO 54	35-2627617	30309N773	30309N757	30309N740	30309N765		FEQILX	1/8/2019	0.01660	0.00108
FT7456 BALANCED INCOME EQUITY AND ETF PORTFOLIO SERIES 32	35-2627613	30309N781	30309N815	30309N799	30309N807		FHORTX	7/25/2018	0.01310	0.00025
FT7456 BALANCED INCOME EQUITY AND ETF PORTFOLIO SERIES 32	35-2627613	30309N781	30309N815	30309N799	30309N807		FHORTX	8/25/2018	0.02440	0.00046
FT7456 BALANCED INCOME EQUITY AND ETF PORTFOLIO SERIES 32	35-2627613	30309N781	30309N815	30309N799	30309N807		FHORTX	9/25/2018	0.04190	0.00080
FT7456 BALANCED INCOME EQUITY AND ETF PORTFOLIO SERIES 32	35-2627613	30309N781	30309N815	30309N799	30309N807		FHORTX	10/25/2018	0.02300	0.00044
FT7456 BALANCED INCOME EQUITY AND ETF PORTFOLIO SERIES 32	35-2627613	30309N781	30309N815	30309N799	30309N807		FHORTX	11/25/2018	0.02740	0.00052
FT7456 BALANCED INCOME EQUITY AND ETF PORTFOLIO SERIES 32	35-2627613	30309N781	30309N815	30309N799	30309N807		FHORTX	12/25/2018	0.04500	0.00086
FT7456 BALANCED INCOME EQUITY AND ETF PORTFOLIO SERIES 32	35-2627613	30309N781	30309N815	30309N799	30309N807		FHORTX	1/8/2019	0.01150	0.00022
FT7409 INTERNATIONAL HIGH DIVIDEND EQUITY PORTFOLIO 34	35-2627622	30309N823	30309N849	30309N831	30309N856		FNSOCX	9/25/2018	0.06760	0.00051
FT7409 INTERNATIONAL HIGH DIVIDEND EQUITY PORTFOLIO 34	35-2627622	30309N823	30309N849	30309N831	30309N856		FNSOCX	10/25/2018	0.01990	0.00015
FT7409 INTERNATIONAL HIGH DIVIDEND EQUITY PORTFOLIO 34	35-2627622	30309N823	30309N849	30309N831	30309N856		FNSOCX	12/25/2018	0.03050	0.00023
FT7410 MEGA CAP PORTFOLIO SERIES 49	35-2627623	30309P133	30309P117	30309P125	30309P109		FYRTGX	12/25/2018	0.05640	0.01052
FT7426 HIGH YIELD INCOME CLOSED END PORTFOLIO SERIES 82	35-2627624	30309P174	30309P141	30309P166	30309P158		FACIDX	7/25/2018	0.03430	0.00010
FT7426 HIGH YIELD INCOME CLOSED END PORTFOLIO SERIES 82	35-2627624	30309P174	30309P141	30309P166	30309P158		FACIDX	8/25/2018	0.06260	0.00018
FT7426 HIGH YIELD INCOME CLOSED END PORTFOLIO SERIES 82	35-2627624	30309P174	30309P141	30309P166	30309P158		FACIDX	9/25/2018	0.06260	0.00018
FT7426 HIGH YIELD INCOME CLOSED END PORTFOLIO SERIES 82	35-2627624	30309P174	30309P141	30309P166	30309P158		FACIDX	10/25/2018	0.06350	0.00018
FT7426 HIGH YIELD INCOME CLOSED END PORTFOLIO SERIES 82	35-2627624	30309P174	30309P141	30309P166	30309P158		FACIDX	11/25/2018	0.06350	0.00018
FT7426 HIGH YIELD INCOME CLOSED END PORTFOLIO SERIES 82	35-2627624	30309P174	30309P141	30309P166	30309P158		FACIDX	12/25/2018	0.06350	0.00018
FT7426 HIGH YIELD INCOME CLOSED END PORTFOLIO SERIES 82	35-2627624	30309P174	30309P141	30309P166	30309P158		FACIDX	1/8/2019	0.03540	0.00010
FT7412 INNOVATIVE TECHNOLOGY PORTFOLIO SERIES 19	35-2627627	30309P224	30309P240	30309P232	30309P257		FENIPX	12/25/2018	0.01780	0.00103
FT7436 GLOBAL DEEP VALUE DIVIDEND PORTFOLIO SERIES 19	35-2627628	30309P265	30309P273	30309P281	30309P299		FMOHUX	8/25/2018	0.04630	0.00173
FT7436 GLOBAL DEEP VALUE DIVIDEND PORTFOLIO SERIES 19	35-2627628	30309P265	30309P273	30309P281	30309P299		FMOHUX	9/25/2018	0.03570	0.00134
FT7436 GLOBAL DEEP VALUE DIVIDEND PORTFOLIO SERIES 19	35-2627628	30309P265	30309P273	30309P281	30309P299		FMOHUX	10/25/2018	0.02010	0.00075
FT7436 GLOBAL DEEP VALUE DIVIDEND PORTFOLIO SERIES 19	35-2627628	30309P265	30309P273	30309P281	30309P299		FMOHUX	11/25/2018	0.01620	0.00061
FT7436 GLOBAL DEEP VALUE DIVIDEND PORTFOLIO SERIES 19	35-2627628	30309P265	30309P273	30309P281	30309P299		FMOHUX	12/25/2018	0.02610	0.00098
FT7436 GLOBAL DEEP VALUE DIVIDEND PORTFOLIO SERIES 19	35-2627628	30309P265	30309P273	30309P281	30309P299		FMOHUX	12/25/2018	0.00090	0.00003
FT7436 GLOBAL DEEP VALUE DIVIDEND PORTFOLIO SERIES 19	35-2627628	30309P265	30309P273	30309P281	30309P299		FMOHUX	1/8/2019	0.01270	0.00047
FT7437 LOW VOLATILITY PORTFOLIO SERIES 12	35-2627629	30309P307	30309P315	30309P331	30309P323		FTNJBX	11/25/2018	0.24180	0.17956
FT7437 LOW VOLATILITY PORTFOLIO SERIES 12	35-2627629	30309P307	30309P315	30309P331	30309P323		FTNJBX	12/25/2018	0.07950	0.05904
FT7442 NASDAQ DIVIDEND ACHIEVERS 25 PORTFOLIO SERIES 12	35-2627640	30309P364	30309P356	30309P349	30309P372		FSEAPX	9/25/2018	0.03670	0.00146
FT7442 NASDAQ DIVIDEND ACHIEVERS 25 PORTFOLIO SERIES 12	35-2627640	30309P364	30309P356	30309P349	30309P372		FSEAPX	10/25/2018	0.01330	0.00053
FT7442 NASDAQ DIVIDEND ACHIEVERS 25 PORTFOLIO SERIES 12	35-2627640	30309P364	30309P356	30309P349	30309P372		FSEAPX	11/25/2018	0.01910	0.00076
FT7442 NASDAQ DIVIDEND ACHIEVERS 25 PORTFOLIO SERIES 12	35-2627640	30309P364	30309P356	30309P349	30309P372		FSEAPX	12/25/2018	0.03110	0.00123
FT7443 SABRIENT SMALL CAP GROWTH PORTFOLIO SERIES 19	35-2627637	30309P380	30309P398	30309P414	30309P406		FMETJX	12/25/2018	0.02130	0.02130
FT7455 60/40 STRATEGIC ALLOCATION PORT 3Q 18 TERM 10/16/19	35-2630849	30309P448	30309P422	30309P455	30309P430		FHSKBX	8/25/2018	0.01460	0.00043
FT7455 60/40 STRATEGIC ALLOCATION PORT 3Q 18 TERM 10/16/19	35-2630849	30309P448	30309P422	30309P455	30309P430		FHSKBX	9/25/2018	0.02680	0.00078
FT7455 60/40 STRATEGIC ALLOCATION PORT 3Q 18 TERM 10/16/19	35-2630849	30309P448	30309P422	30309P455	30309P430		FHSKBX	10/25/2018	0.02020	0.00060

Issuer's Name	EIN	CUSIP 1	CUSIP 2	CUSIP 3	CUSIP 4	CUSIP 5	Ticker Symbol	Date of Corporate Action	Distribution Per Unit	Per Unit Reduction of Taxpayer's Basis
FT7455 60/40 STRATEGIC ALLOCATION PORT 3Q 18 TERM 10/16/19	35-2630849	30309P448	30309P422	30309P455	30309P430		FHSKBX	10/25/2018	0.00010	0.00000
FT7455 60/40 STRATEGIC ALLOCATION PORT 3Q 18 TERM 10/16/19	35-2630849	30309P448	30309P422	30309P455	30309P430		FHSKBX	11/25/2018	0.01760	0.00052
FT7455 60/40 STRATEGIC ALLOCATION PORT 3Q 18 TERM 10/16/19	35-2630849	30309P448	30309P422	30309P455	30309P430		FHSKBX	12/25/2018	0.00050	0.00001
FT7455 60/40 STRATEGIC ALLOCATION PORT 3Q 18 TERM 10/16/19	35-2630849	30309P448	30309P422	30309P455	30309P430		FHSKBX	12/25/2018	0.03050	0.00090
FT7455 60/40 STRATEGIC ALLOCATION PORT 3Q 18 TERM 10/16/19	35-2630849	30309P448	30309P422	30309P455	30309P430		FHSKBX	1/8/2019	0.01710	0.00050
FT7455 75/25 STRATEGIC ALLOCATION PORT 3Q 18 TERM 10/16/19	35-2630847	30309P489	30309P497	30309P463	30309P471		FAWELX	8/25/2018	0.01030	0.00028
FT7455 75/25 STRATEGIC ALLOCATION PORT 3Q 18 TERM 10/16/19	35-2630847	30309P489	30309P497	30309P463	30309P471		FAWELX	9/25/2018	0.02510	0.00069
FT7455 75/25 STRATEGIC ALLOCATION PORT 3Q 18 TERM 10/16/19	35-2630847	30309P489	30309P497	30309P463	30309P471		FAWELX	10/25/2018	0.01740	0.00048
FT7455 75/25 STRATEGIC ALLOCATION PORT 3Q 18 TERM 10/16/19	35-2630847	30309P489	30309P497	30309P463	30309P471		FAWELX	11/25/2018	0.01450	0.00040
FT7455 75/25 STRATEGIC ALLOCATION PORT 3Q 18 TERM 10/16/19	35-2630847	30309P489	30309P497	30309P463	30309P471		FAWELX	12/25/2018	0.02990	0.00083
FT7455 75/25 STRATEGIC ALLOCATION PORT 3Q 18 TERM 10/16/19	35-2630847	30309P489	30309P497	30309P463	30309P471		FAWELX	12/25/2018	0.00070	0.00002
FT7455 75/25 STRATEGIC ALLOCATION PORT 3Q 18 TERM 10/16/19	35-2630847	30309P489	30309P497	30309P463	30309P471		FAWELX	1/8/2019	0.01260	0.00035
FT7460 40 60 STRATEGIC ALLOCATION PORT 3Q 18 TERM 10 17 19	35-2630880	30309P505	30309P539	30309P521	30309P513		FKIREX	8/25/2018	0.01890	0.00092
FT7460 40 60 STRATEGIC ALLOCATION PORT 3Q 18 TERM 10 17 19	35-2630880	30309P505	30309P539	30309P521	30309P513		FKIREX	9/25/2018	0.02770	0.00135
FT7460 40 60 STRATEGIC ALLOCATION PORT 3Q 18 TERM 10 17 19	35-2630880	30309P505	30309P539	30309P521	30309P513		FKIREX	10/25/2018	0.00010	0.00000
FT7460 40 60 STRATEGIC ALLOCATION PORT 3Q 18 TERM 10 17 19	35-2630880	30309P505	30309P539	30309P521	30309P513		FKIREX	10/25/2018	0.02350	0.00115
FT7460 40 60 STRATEGIC ALLOCATION PORT 3Q 18 TERM 10 17 19	35-2630880	30309P505	30309P539	30309P521	30309P513		FKIREX	11/25/2018	0.02150	0.00105
FT7460 40 60 STRATEGIC ALLOCATION PORT 3Q 18 TERM 10 17 19	35-2630880	30309P505	30309P539	30309P521	30309P513		FKIREX	12/25/2018	0.03080	0.00150
FT7460 40 60 STRATEGIC ALLOCATION PORT 3Q 18 TERM 10 17 19	35-2630880	30309P505	30309P539	30309P521	30309P513		FKIREX	1/8/2019	0.01740	0.00085
FT7465 FIRST TRUST ETF ALLOCATION PORTFOLIO SERIES 25	35-2630860	30309P596	30309P588	30309P612	30309P604		FWHNTX	8/25/2018	0.00840	0.00053
FT7465 FIRST TRUST ETF ALLOCATION PORTFOLIO SERIES 25	35-2630860	30309P596	30309P588	30309P612	30309P604		FWHNTX	9/25/2018	0.01070	0.00067
FT7465 FIRST TRUST ETF ALLOCATION PORTFOLIO SERIES 25	35-2630860	30309P596	30309P588	30309P612	30309P604		FWHNTX	10/25/2018	0.00520	0.00033
FT7465 FIRST TRUST ETF ALLOCATION PORTFOLIO SERIES 25	35-2630860	30309P596	30309P588	30309P612	30309P604		FWHNTX	11/25/2018	0.00520	0.00033
FT7465 FIRST TRUST ETF ALLOCATION PORTFOLIO SERIES 25	35-2630860	30309P596	30309P588	30309P612	30309P604		FWHNTX	12/25/2018	0.00520	0.00033
FT7465 FIRST TRUST ETF ALLOCATION PORTFOLIO SERIES 25	35-2630860	30309P596	30309P588	30309P612	30309P604		FWHNTX	1/8/2019	0.01390	0.00087
FT7466 SELECT DSIP PORTFOLIO 3RD QUARTER 2018 SERIES	35-2630901	30309P646	30309P653	30309P638	30309P620		FISHVX	9/25/2018	0.02750	0.00080
FT7466 SELECT DSIP PORTFOLIO 3RD QUARTER 2018 SERIES	35-2630901	30309P646	30309P653	30309P638	30309P620		FISHVX	10/25/2018	0.01600	0.00046
FT7466 SELECT DSIP PORTFOLIO 3RD QUARTER 2018 SERIES	35-2630901	30309P646	30309P653	30309P638	30309P620		FISHVX	12/25/2018	0.03360	0.00097
FT7466 SELECT DSIP PORTFOLIO 3RD QUARTER 2018 SERIES	35-2630901	30309P646	30309P653	30309P638	30309P620		FISHVX	1/8/2019	0.01480	0.00043
FT7474 DIVIDEND INCOME SELECT CLOSED END PORT SER 67	35-2627594	30309P703	30309P729	30309P711	30309P737		FAVCTX	7/25/2018	0.05290	0.01893
FT7474 DIVIDEND INCOME SELECT CLOSED END PORT SER 67	35-2627594	30309P703	30309P729	30309P711	30309P737		FAVCTX	8/25/2018	0.06900	0.02469
FT7474 DIVIDEND INCOME SELECT CLOSED END PORT SER 67	35-2627594	30309P703	30309P729	30309P711	30309P737		FAVCTX	9/25/2018	0.06140	0.02197
FT7474 DIVIDEND INCOME SELECT CLOSED END PORT SER 67	35-2627594	30309P703	30309P729	30309P711	30309P737		FAVCTX	10/25/2018	0.06350	0.02272
FT7474 DIVIDEND INCOME SELECT CLOSED END PORT SER 67	35-2627594	30309P703	30309P729	30309P711	30309P737		FAVCTX	11/25/2018	0.06350	0.02272
FT7474 DIVIDEND INCOME SELECT CLOSED END PORT SER 67	35-2627594	30309P703	30309P729	30309P711	30309P737		FAVCTX	12/25/2018	0.06350	0.02272
FT7474 DIVIDEND INCOME SELECT CLOSED END PORT SER 67	35-2627594	30309P703	30309P729	30309P711	30309P737		FAVCTX	12/25/2018	0.03970	0.01420
FT7438 DOW JONES GLOBAL TITANS PORTFOLIO SERIES 25	35-2627631	30309P778	30309P760	30309P752	30309P745		FDRYMX	12/25/2018	0.08570	0.04401
FT7439 RICHARD BERNSTEIN ADVISORS GLOBAL DIV KINGS SER 27	35-2627632	30309P786	30309P794	30309P810	30309P802		FLNCHX	8/25/2018	0.02990	0.00070
FT7439 RICHARD BERNSTEIN ADVISORS GLOBAL DIV KINGS SER 27	35-2627632	30309P786	30309P794	30309P810	30309P802		FLNCHX	9/25/2018	0.03140	0.00073
FT7439 RICHARD BERNSTEIN ADVISORS GLOBAL DIV KINGS SER 27	35-2627632	30309P786	30309P794	30309P810	30309P802		FLNCHX	10/25/2018	0.03310	0.00077
FT7439 RICHARD BERNSTEIN ADVISORS GLOBAL DIV KINGS SER 27	35-2627632	30309P786	30309P794	30309P810	30309P802		FLNCHX	11/25/2018	0.00020	0.00000
FT7439 RICHARD BERNSTEIN ADVISORS GLOBAL DIV KINGS SER 27	35-2627632	30309P786	30309P794	30309P810	30309P802		FLNCHX	11/25/2018	0.03950	0.00092
FT7439 RICHARD BERNSTEIN ADVISORS GLOBAL DIV KINGS SER 27	35-2627632	30309P786	30309P794	30309P810	30309P802		FLNCHX	12/25/2018	0.02060	0.00048
FT7457 SENIOR LOAN AND DIVIDEND GROWERS PORTFOLIO SERIES 19	35-2627612	30309P828	30309P844	30309P851	30309P836		FGMTEX	8/25/2018	0.02600	0.00017
FT7457 SENIOR LOAN AND DIVIDEND GROWERS PORTFOLIO SERIES 19	35-2627612	30309P828	30309P844	30309P851	30309P836		FGMTEX	9/25/2018	0.03860	0.00026
FT7457 SENIOR LOAN AND DIVIDEND GROWERS PORTFOLIO SERIES 19	35-2627612	30309P828	30309P844	30309P851	30309P836		FGMTEX	10/25/2018	0.03590	0.00024
FT7457 SENIOR LOAN AND DIVIDEND GROWERS PORTFOLIO SERIES 19	35-2627612	30309P828	30309P844	30309P851	30309P836		FGMTEX	11/25/2018	0.02650	0.00018
FT7457 SENIOR LOAN AND DIVIDEND GROWERS PORTFOLIO SERIES 19	35-2627612	30309P828	30309P844	30309P851	30309P836		FGMTEX	12/25/2018	0.04200	0.00028
FT7457 SENIOR LOAN AND DIVIDEND GROWERS PORTFOLIO SERIES 19	35-2627612	30309P828	30309P844	30309P851	30309P836		FGMTEX	1/8/2019	0.02560	0.00017
FT7418 SABRIENT FORWARD LOOKING VALUE PORTFOLIO SERIES 6	35-2627596	30309Q123	30309Q131	30309Q115	30309Q107		FJVLQX	12/25/2018	0.02030	0.00829
FT7452 EMERGING MARKETS STRENGTH PORTFOLIO SERIES 41	35-2630903	30309Q214	30309Q206	30309Q198	30309Q180		FBTRCX	12/25/2018	0.05540	0.00318
FT7462 BROOKMONT EQUITY DIVIDEND PORTFOLIO SERIES 16	35-2630884	30309Q222	30309Q255	30309Q230	30309Q248		FHERIX	9/25/2018	0.02670	0.00274
FT7462 BROOKMONT EQUITY DIVIDEND PORTFOLIO SERIES 16	35-2630884	30309Q222	30309Q255	30309Q230	30309Q248		FHERIX	10/25/2018	0.01220	0.00125
FT7462 BROOKMONT EQUITY DIVIDEND PORTFOLIO SERIES 16	35-2630884	30309Q222	30309Q255	30309Q230	30309Q248		FHERIX	12/25/2018	0.04180	0.00428
FT7476 CALIFORNIA MUNICIPAL INC SELECT CLS END PORT SER 67	35-2627595	30309Q370	30309Q382	30309Q347	30309Q354		FTBUPX	7/25/2018	0.03360	0.00350

Issuer's Name	EIN	CUSIP 1	CUSIP 2	CUSIP 3	CUSIP 4	CUSIP 5	Ticker Symbol	Date of Corporate Action	Distribution Per Unit	Per Unit Reduction of Taxpayer's Basis
FT7476 CALIFORNIA MUNICIPAL INC SELECT CLS END PORT SER 67	35-2627595	30309Q370	30309Q362	30309Q347	30309Q354		FTBUPX	8/25/2018	0.03590	0.00374
FT7476 CALIFORNIA MUNICIPAL INC SELECT CLS END PORT SER 67	35-2627595	30309Q370	30309Q362	30309Q347	30309Q354		FTBUPX	9/25/2018	0.03590	0.00374
FT7476 CALIFORNIA MUNICIPAL INC SELECT CLS END PORT SER 67	35-2627595	30309Q370	30309Q362	30309Q347	30309Q354		FTBUPX	10/25/2018	0.03530	0.00368
FT7476 CALIFORNIA MUNICIPAL INC SELECT CLS END PORT SER 67	35-2627595	30309Q370	30309Q362	30309Q347	30309Q354		FTBUPX	11/25/2018	0.03530	0.00368
FT7476 CALIFORNIA MUNICIPAL INC SELECT CLS END PORT SER 67	35-2627595	30309Q370	30309Q362	30309Q347	30309Q354		FTBUPX	12/25/2018	0.03530	0.00368
FT7476 CALIFORNIA MUNICIPAL INC SELECT CLS END PORT SER 67	35-2627595	30309Q370	30309Q362	30309Q347	30309Q354		FTBUPX	1/8/2019	0.01540	0.00160
FT7441 MARKET STRENGTH ALLOCATION SELECT PORTFOLIO SERIES 32	35-2627638	30309Q396	30309Q388	30309Q404	30309Q412		FMBROX	12/25/2018	0.06400	0.00180
FT7451 STRATEGIC INTERNATIONAL OPPORTUNITY PORTFOLIO SER 5	35-2627639	30309Q420	30309Q453	30309Q446	30309Q438		FPLEGX	12/25/2018	0.05610	0.00505
FT7453 COVERED CALL SELECT CLOSED END PORTFOLIO SERIES 66	35-2630845	30309Q479	30309Q487	30309Q495	30309Q461		FWBAQX	8/25/2018	0.07110	0.03268
FT7453 COVERED CALL SELECT CLOSED END PORTFOLIO SERIES 66	35-2630845	30309Q479	30309Q487	30309Q495	30309Q461		FWBAQX	9/25/2018	0.01650	0.00758
FT7453 COVERED CALL SELECT CLOSED END PORTFOLIO SERIES 66	35-2630845	30309Q479	30309Q487	30309Q495	30309Q461		FWBAQX	9/25/2018	0.05610	0.02578
FT7453 COVERED CALL SELECT CLOSED END PORTFOLIO SERIES 66	35-2630845	30309Q479	30309Q487	30309Q495	30309Q461		FWBAQX	10/25/2018	0.05540	0.02546
FT7453 COVERED CALL SELECT CLOSED END PORTFOLIO SERIES 66	35-2630845	30309Q479	30309Q487	30309Q495	30309Q461		FWBAQX	11/25/2018	0.05540	0.02546
FT7453 COVERED CALL SELECT CLOSED END PORTFOLIO SERIES 66	35-2630845	30309Q479	30309Q487	30309Q495	30309Q461		FWBAQX	12/25/2018	0.05540	0.02546
FT7453 COVERED CALL SELECT CLOSED END PORTFOLIO SERIES 66	35-2630845	30309Q479	30309Q487	30309Q495	30309Q461		FWBAQX	12/25/2018	0.01650	0.00758
FT7454 DIVERSIFIED HIGH INCOME CLOSED END PORT SER 33	35-2630844	30309Q537	30309Q529	30309Q511	30309Q503		FWILCX	8/25/2018	0.09440	0.02809
FT7454 DIVERSIFIED HIGH INCOME CLOSED END PORT SER 33	35-2630844	30309Q537	30309Q529	30309Q511	30309Q503		FWILCX	9/25/2018	0.07100	0.02113
FT7454 DIVERSIFIED HIGH INCOME CLOSED END PORT SER 33	35-2630844	30309Q537	30309Q529	30309Q511	30309Q503		FWILCX	10/25/2018	0.07320	0.02178
FT7454 DIVERSIFIED HIGH INCOME CLOSED END PORT SER 33	35-2630844	30309Q537	30309Q529	30309Q511	30309Q503		FWILCX	11/25/2018	0.07320	0.02178
FT7454 DIVERSIFIED HIGH INCOME CLOSED END PORT SER 33	35-2630844	30309Q537	30309Q529	30309Q511	30309Q503		FWILCX	11/25/2018	0.00500	0.00149
FT7454 DIVERSIFIED HIGH INCOME CLOSED END PORT SER 33	35-2630844	30309Q537	30309Q529	30309Q511	30309Q503		FWILCX	12/25/2018	0.01540	0.00458
FT7454 DIVERSIFIED HIGH INCOME CLOSED END PORT SER 33	35-2630844	30309Q537	30309Q529	30309Q511	30309Q503		FWILCX	12/25/2018	0.07320	0.02178
FT7482 SENIOR LOAN LIMITED DURATION CLOSED END PORT SER 82	35-2627630	30309Q750	30309Q768	30309Q776	30309Q743		FPNDGX	7/25/2018	0.05220	0.00078
FT7482 SENIOR LOAN LIMITED DURATION CLOSED END PORT SER 82	35-2627630	30309Q750	30309Q768	30309Q776	30309Q743		FPNDGX	8/25/2018	0.06090	0.00091
FT7482 SENIOR LOAN LIMITED DURATION CLOSED END PORT SER 82	35-2627630	30309Q750	30309Q768	30309Q776	30309Q743		FPNDGX	9/25/2018	0.06090	0.00091
FT7482 SENIOR LOAN LIMITED DURATION CLOSED END PORT SER 82	35-2627630	30309Q750	30309Q768	30309Q776	30309Q743		FPNDGX	10/25/2018	0.06020	0.00090
FT7482 SENIOR LOAN LIMITED DURATION CLOSED END PORT SER 82	35-2627630	30309Q750	30309Q768	30309Q776	30309Q743		FPNDGX	11/25/2018	0.06020	0.00090
FT7482 SENIOR LOAN LIMITED DURATION CLOSED END PORT SER 82	35-2627630	30309Q750	30309Q768	30309Q776	30309Q743		FPNDGX	11/25/2018	0.00760	0.00011
FT7482 SENIOR LOAN LIMITED DURATION CLOSED END PORT SER 82	35-2627630	30309Q750	30309Q768	30309Q776	30309Q743		FPNDGX	12/25/2018	0.06020	0.00090
FT7482 SENIOR LOAN LIMITED DURATION CLOSED END PORT SER 82	35-2627630	30309Q750	30309Q768	30309Q776	30309Q743		FPNDGX	1/8/2019	0.01040	0.00015
FT7459 STRATEGIC INCOME SELECT CLOSED END PORTFOLIO SERIES 35	35-2630879	30309Q784	30309Q792	30309Q818	30309Q800		FUTRBX	8/25/2018	0.06660	0.02082
FT7459 STRATEGIC INCOME SELECT CLOSED END PORTFOLIO SERIES 35	35-2630879	30309Q784	30309Q792	30309Q818	30309Q800		FUTRBX	9/25/2018	0.06810	0.02129
FT7459 STRATEGIC INCOME SELECT CLOSED END PORTFOLIO SERIES 35	35-2630879	30309Q784	30309Q792	30309Q818	30309Q800		FUTRBX	10/25/2018	0.06790	0.02123
FT7459 STRATEGIC INCOME SELECT CLOSED END PORTFOLIO SERIES 35	35-2630879	30309Q784	30309Q792	30309Q818	30309Q800		FUTRBX	11/25/2018	0.06790	0.02123
FT7459 STRATEGIC INCOME SELECT CLOSED END PORTFOLIO SERIES 35	35-2630879	30309Q784	30309Q792	30309Q818	30309Q800		FUTRBX	11/25/2018	0.00520	0.00163
FT7459 STRATEGIC INCOME SELECT CLOSED END PORTFOLIO SERIES 35	35-2630879	30309Q784	30309Q792	30309Q818	30309Q800		FUTRBX	12/25/2018	0.01870	0.00585
FT7459 STRATEGIC INCOME SELECT CLOSED END PORTFOLIO SERIES 35	35-2630879	30309Q784	30309Q792	30309Q818	30309Q800		FUTRBX	12/25/2018	0.06790	0.02123
FT7486 GLOBAL BOND INCOME CLOSED END PORTFOLIO SERIES 29	35-2627636	30309Q826	30309Q859	30309Q842	30309Q834		FIQBRX	7/25/2018	0.02560	0.00419
FT7486 GLOBAL BOND INCOME CLOSED END PORTFOLIO SERIES 29	35-2627636	30309Q826	30309Q859	30309Q842	30309Q834		FIQBRX	8/25/2018	0.06460	0.01056
FT7486 GLOBAL BOND INCOME CLOSED END PORTFOLIO SERIES 29	35-2627636	30309Q826	30309Q859	30309Q842	30309Q834		FIQBRX	9/25/2018	0.06460	0.01056
FT7486 GLOBAL BOND INCOME CLOSED END PORTFOLIO SERIES 29	35-2627636	30309Q826	30309Q859	30309Q842	30309Q834		FIQBRX	10/25/2018	0.06340	0.01037
FT7486 GLOBAL BOND INCOME CLOSED END PORTFOLIO SERIES 29	35-2627636	30309Q826	30309Q859	30309Q842	30309Q834		FIQBRX	11/25/2018	0.06340	0.01037
FT7486 GLOBAL BOND INCOME CLOSED END PORTFOLIO SERIES 29	35-2627636	30309Q826	30309Q859	30309Q842	30309Q834		FIQBRX	12/25/2018	0.06340	0.01037
FT7464 TECHNOLOGY OPPORTUNITY PORTFOLIO SERIES 5	35-2630899	30309R113	30309R121	30309R139	30309R105		FNRVJX	12/25/2018	0.02470	0.00480
FT7464 TECHNOLOGY OPPORTUNITY PORTFOLIO SERIES 5	35-2630899	30309R113	30309R121	30309R139	30309R105		FNRVJX	1/8/2019	0.04020	0.00781
FT7473 INTEREST RATE HEDGE PORTFOLIO SERIES 119	35-2630885	30309R162	30309R170	30309R188	30309R196		FRIVUX	8/25/2018	0.01190	0.00255
FT7473 INTEREST RATE HEDGE PORTFOLIO SERIES 119	35-2630885	30309R162	30309R170	30309R188	30309R196		FRIVUX	9/25/2018	0.05530	0.01185
FT7473 INTEREST RATE HEDGE PORTFOLIO SERIES 119	35-2630885	30309R162	30309R170	30309R188	30309R196		FRIVUX	10/25/2018	0.04290	0.00919
FT7473 INTEREST RATE HEDGE PORTFOLIO SERIES 119	35-2630885	30309R162	30309R170	30309R188	30309R196		FRIVUX	11/25/2018	0.03770	0.00808
FT7473 INTEREST RATE HEDGE PORTFOLIO SERIES 119	35-2630885	30309R162	30309R170	30309R188	30309R196		FRIVUX	12/25/2018	0.05650	0.01210
FT7473 INTEREST RATE HEDGE PORTFOLIO SERIES 119	35-2630885	30309R162	30309R170	30309R188	30309R196		FRIVUX	12/25/2018	0.00060	0.00013
FT7488 STRATEGIC INCO ADV SEL CLOSED END PORT SER 76	35-2630886	30309R279	30309R253	30309R261	30309R246		FBHECX	8/25/2018	0.03950	0.00465
FT7488 STRATEGIC INCO ADV SEL CLOSED END PORT SER 76	35-2630886	30309R279	30309R253	30309R261	30309R246		FBHECX	9/25/2018	0.05710	0.00673
FT7488 STRATEGIC INCO ADV SEL CLOSED END PORT SER 76	35-2630886	30309R279	30309R253	30309R261	30309R246		FBHECX	10/25/2018	0.05610	0.00661
FT7488 STRATEGIC INCO ADV SEL CLOSED END PORT SER 76	35-2630886	30309R279	30309R253	30309R261	30309R246		FBHECX	11/25/2018	0.05610	0.00661
FT7488 STRATEGIC INCO ADV SEL CLOSED END PORT SER 76	35-2630886	30309R279	30309R253	30309R261	30309R246		FBHECX	12/25/2018	0.05610	0.00661
FT7488 STRATEGIC INCO ADV SEL CLOSED END PORT SER 76	35-2630886	30309R279	30309R253	30309R261	30309R246		FBHECX	12/25/2018	0.02240	0.00264

Issuer's Name	EIN	CUSIP 1	CUSIP 2	CUSIP 3	CUSIP 4	CUSIP 5	Ticker Symbol	Date of Corporate Action	Distribution Per Unit	Per Unit Reduction of Taxpayer's Basis
FT7489 DEEP VALUE DIVIDEND OPPORTUNITY PORTFOLIO SERIES 5	35-2630887	30309R311	30309R303	30309R287	30309R295		FDSZLX	9/25/2018	0.04410	0.00066
FT7489 DEEP VALUE DIVIDEND OPPORTUNITY PORTFOLIO SERIES 5	35-2630887	30309R311	30309R303	30309R287	30309R295		FDSZLX	10/25/2018	0.02750	0.00041
FT7489 DEEP VALUE DIVIDEND OPPORTUNITY PORTFOLIO SERIES 5	35-2630887	30309R311	30309R303	30309R287	30309R295		FDSZLX	11/25/2018	0.02250	0.00034
FT7489 DEEP VALUE DIVIDEND OPPORTUNITY PORTFOLIO SERIES 5	35-2630887	30309R311	30309R303	30309R287	30309R295		FDSZLX	12/25/2018	0.05110	0.00077
FT7495 EUROPEAN DEEP VALUE DIVIDEND PORTFOLIO SERIES 20	35-2630914	30309R329	30309R352	30309R337	30309R345		FSPCGX	8/25/2018	0.01300	0.00045
FT7495 EUROPEAN DEEP VALUE DIVIDEND PORTFOLIO SERIES 20	35-2630914	30309R329	30309R352	30309R337	30309R345		FSPCGX	9/25/2018	0.02570	0.00090
FT7495 EUROPEAN DEEP VALUE DIVIDEND PORTFOLIO SERIES 20	35-2630914	30309R329	30309R352	30309R337	30309R345		FSPCGX	10/25/2018	0.01340	0.00047
FT7495 EUROPEAN DEEP VALUE DIVIDEND PORTFOLIO SERIES 20	35-2630914	30309R329	30309R352	30309R337	30309R345		FSPCGX	1/8/2019	0.02190	0.00076
FT7469 GLOBAL COMMODITIES OPPORTUNITY PORTFOLIO SERIES 35	35-2630868	30309R378	30309R386	30309R360	30309R394		FNLKRX	12/25/2018	0.09880	0.03202
FT7470 SABRIENT DIVIDEND OPPORTUNITY PORTFOLIO SERIES 2	35-2630912	30309R410	30309R428	30309R402	30309R436		FIZYPX	8/25/2018	0.01220	0.00284
FT7470 SABRIENT DIVIDEND OPPORTUNITY PORTFOLIO SERIES 2	35-2630912	30309R410	30309R428	30309R402	30309R436		FIZYPX	9/25/2018	0.04170	0.00972
FT7470 SABRIENT DIVIDEND OPPORTUNITY PORTFOLIO SERIES 2	35-2630912	30309R410	30309R428	30309R402	30309R436		FIZYPX	10/25/2018	0.02960	0.00690
FT7470 SABRIENT DIVIDEND OPPORTUNITY PORTFOLIO SERIES 2	35-2630912	30309R410	30309R428	30309R402	30309R436		FIZYPX	11/25/2018	0.02170	0.00506
FT7470 SABRIENT DIVIDEND OPPORTUNITY PORTFOLIO SERIES 2	35-2630912	30309R410	30309R428	30309R402	30309R436		FIZYPX	12/25/2018	0.04200	0.00979
FT7499 MUNICIPAL ADVANTAGE CLOSED END AND ETF PORT SERIES 49	35-2633762	30309R451	30309R469	30309R444	30309R477		FNGDMX	8/25/2018	0.00630	0.00023
FT7499 MUNICIPAL ADVANTAGE CLOSED END AND ETF PORT SERIES 49	35-2633762	30309R451	30309R469	30309R444	30309R477		FNGDMX	9/25/2018	0.02610	0.00096
FT7499 MUNICIPAL ADVANTAGE CLOSED END AND ETF PORT SERIES 49	35-2633762	30309R451	30309R469	30309R444	30309R477		FNGDMX	10/25/2018	0.02700	0.00100
FT7499 MUNICIPAL ADVANTAGE CLOSED END AND ETF PORT SERIES 49	35-2633762	30309R451	30309R469	30309R444	30309R477		FNGDMX	11/25/2018	0.02700	0.00100
FT7499 MUNICIPAL ADVANTAGE CLOSED END AND ETF PORT SERIES 49	35-2633762	30309R451	30309R469	30309R444	30309R477		FNGDMX	12/25/2018	0.02700	0.00100
FT7499 MUNICIPAL ADVANTAGE CLOSED END AND ETF PORT SERIES 49	35-2633762	30309R451	30309R469	30309R444	30309R477		FNGDMX	1/8/2019	0.01460	0.00054
FT7471 SABRIENT DIVIDEND PORTFOLIO SERIES 24	35-2630913	30309R485	30309R501	30309R519	30309R493		FUIDQX	8/25/2018	0.01250	0.00218
FT7471 SABRIENT DIVIDEND PORTFOLIO SERIES 24	35-2630913	30309R485	30309R501	30309R519	30309R493		FUIDQX	9/25/2018	0.04560	0.00794
FT7471 SABRIENT DIVIDEND PORTFOLIO SERIES 24	35-2630913	30309R485	30309R501	30309R519	30309R493		FUIDQX	10/25/2018	0.03190	0.00555
FT7471 SABRIENT DIVIDEND PORTFOLIO SERIES 24	35-2630913	30309R485	30309R501	30309R519	30309R493		FUIDQX	11/25/2018	0.02130	0.00371
FT7471 SABRIENT DIVIDEND PORTFOLIO SERIES 24	35-2630913	30309R485	30309R501	30309R519	30309R493		FUIDQX	12/25/2018	0.04570	0.00796
FT7490 HIGH DIVIDEND EQUITY OPPORTUNITY PORTFOLIO SERIES 5	35-2630905	30309R527	30309R535	30309R543	30309R550		FQLMAX	9/25/2018	0.04980	0.00979
FT7490 HIGH DIVIDEND EQUITY OPPORTUNITY PORTFOLIO SERIES 5	35-2630905	30309R527	30309R535	30309R543	30309R550		FQLMAX	10/25/2018	0.01600	0.00315
FT7490 HIGH DIVIDEND EQUITY OPPORTUNITY PORTFOLIO SERIES 5	35-2630905	30309R527	30309R535	30309R543	30309R550		FQLMAX	11/25/2018	0.02060	0.00405
FT7490 HIGH DIVIDEND EQUITY OPPORTUNITY PORTFOLIO SERIES 5	35-2630905	30309R527	30309R535	30309R543	30309R550		FQLMAX	12/25/2018	0.05020	0.00987
FT7501 ELECTION PORTFOLIO 2016 SERIES 8	35-2633799	30309R584	30309R568	30309R592	30309R576		FPHAMX	12/25/2018	0.03480	0.01224
FT7484 DIVERSIFIED INCOME GROWTH PORT FALL 2018 SER	35-2633797	30309R634	30309R626	30309R618	30309R600		FOHGZX	9/25/2018	0.01950	0.00140
FT7484 DIVERSIFIED INCOME GROWTH PORT FALL 2018 SER	35-2633797	30309R634	30309R626	30309R618	30309R600		FOHGZX	10/25/2018	0.01600	0.00115
FT7484 DIVERSIFIED INCOME GROWTH PORT FALL 2018 SER	35-2633797	30309R634	30309R626	30309R618	30309R600		FOHGZX	11/25/2018	0.01430	0.00102
FT7484 DIVERSIFIED INCOME GROWTH PORT FALL 2018 SER	35-2633797	30309R634	30309R626	30309R618	30309R600		FOHGZX	12/25/2018	0.02150	0.00154
FT7484 DIVERSIFIED INCOME GROWTH PORT FALL 2018 SER	35-2633797	30309R634	30309R626	30309R618	30309R600		FOHGZX	1/8/2019	0.01210	0.00087
FT7493 RICH BERN ADVISORS QUALITY INC PORT SERIES 30	35-2630907	30309R683	30309R717	30309R691	30309R709		FCMLRX	9/25/2018	0.02530	0.00622
FT7493 RICH BERN ADVISORS QUALITY INC PORT SERIES 30	35-2630907	30309R683	30309R717	30309R691	30309R709		FCMLRX	10/25/2018	0.01760	0.00433
FT7493 RICH BERN ADVISORS QUALITY INC PORT SERIES 30	35-2630907	30309R683	30309R717	30309R691	30309R709		FCMLRX	11/25/2018	0.02260	0.00556
FT7493 RICH BERN ADVISORS QUALITY INC PORT SERIES 30	35-2630907	30309R683	30309R717	30309R691	30309R709		FCMLRX	12/25/2018	0.03110	0.00764
FT7504 FINANCIALS SELECT PORTFOLIO SERIES 65	35-2633821	30309R725	30309R758	30309R733	30309R741		FEDUTX	12/25/2018	0.04400	0.00649
FT7503 HIGH DIVIDEND EQUITY PORTFOLIO SERIES 37	35-2633785	30309R832	30309R808	30309R816	30309R824		FPNAMX	9/25/2018	0.04460	0.00689
FT7503 HIGH DIVIDEND EQUITY PORTFOLIO SERIES 37	35-2633785	30309R832	30309R808	30309R816	30309R824		FPNAMX	10/25/2018	0.01330	0.00205
FT7503 HIGH DIVIDEND EQUITY PORTFOLIO SERIES 37	35-2633785	30309R832	30309R808	30309R816	30309R824		FPNAMX	11/25/2018	0.02240	0.00346
FT7503 HIGH DIVIDEND EQUITY PORTFOLIO SERIES 37	35-2633785	30309R832	30309R808	30309R816	30309R824		FPNAMX	12/25/2018	0.05350	0.00827
FT7505 UTILITIES SELECT PORTFOLIO SERIES 48	35-2633822	30309R857	30309R873	30309R840	30309R865		FHBQPX	9/25/2018	0.01610	0.00100
FT7505 UTILITIES SELECT PORTFOLIO SERIES 48	35-2633822	30309R857	30309R873	30309R840	30309R865		FHBQPX	10/25/2018	0.02370	0.00147
FT7505 UTILITIES SELECT PORTFOLIO SERIES 48	35-2633822	30309R857	30309R873	30309R840	30309R865		FHBQPX	11/25/2018	0.02370	0.00147
FT7505 UTILITIES SELECT PORTFOLIO SERIES 48	35-2633822	30309R857	30309R873	30309R840	30309R865		FHBQPX	12/25/2018	0.02370	0.00147
FT7505 UTILITIES SELECT PORTFOLIO SERIES 48	35-2633822	30309R857	30309R873	30309R840	30309R865		FHBQPX	1/8/2019	0.01560	0.00097
FT7491 HEALTH CARE OPPORTUNITY PORTFOLIO SERIES 5	35-2630909	30309T101	30309T119	30309T127	30309T135		FGSRUX	12/25/2018	0.02760	0.00827
FT7492 MULTI SECTOR INCOME PORTFOLIO SERIES 41	35-2630908	30309T218	30309T226	30309T234	30309T200		FGNAPX	9/25/2018	0.05020	0.01561
FT7492 MULTI SECTOR INCOME PORTFOLIO SERIES 41	35-2630908	30309T218	30309T226	30309T234	30309T200		FGNAPX	10/25/2018	0.03770	0.01172

Issuer's Name	EIN	CUSIP 1	CUSIP 2	CUSIP 3	CUSIP 4	CUSIP 5	Ticker Symbol	Date of Corporate Action	Distribution Per Unit	Per Unit Reduction of Taxpayer's Basis
FT7492 MULTI SECTOR INCOME PORTFOLIO SERIES 41	35-2630908	30309T218	30309T226	30309T234	30309T200		FGNAPX	11/25/2018	0.02700	0.00839
FT7492 MULTI SECTOR INCOME PORTFOLIO SERIES 41	35-2630908	30309T218	30309T226	30309T234	30309T200		FGNAPX	12/25/2018	0.00160	0.00050
FT7492 MULTI SECTOR INCOME PORTFOLIO SERIES 41	35-2630908	30309T218	30309T226	30309T234	30309T200		FGNAPX	12/25/2018	0.05420	0.01685
FT7508 AI ROBOTICS TECHNOLOGY OPP PORTFOLIO SERIES 4	35-2630869	30309T267	30309T259	30309T242	30309T275		FESWAX	12/25/2018	0.02950	0.00765
FT7467 SP INTERNATIONAL DIVIDEND ARISTOCRATS PORT 3Q 18	35-2630910	30309T309	30309T291	30309T317	30309T283		FPAVIX	9/25/2018	0.02230	0.00147
FT7467 SP INTERNATIONAL DIVIDEND ARISTOCRATS PORT 3Q 18	35-2630910	30309T309	30309T291	30309T317	30309T283		FPAVIX	10/25/2018	0.01100	0.00072
FT7467 SP INTERNATIONAL DIVIDEND ARISTOCRATS PORT 3Q 18	35-2630910	30309T309	30309T291	30309T317	30309T283		FPAVIX	12/25/2018	0.05100	0.00336
FT7467 SP INTERNATIONAL DIVIDEND ARISTOCRATS PORT 3Q 18	35-2630910	30309T309	30309T291	30309T317	30309T283		FPAVIX	1/8/2019	0.01920	0.00127
FT7494 US EQUITY CLOSED END PORTFOLIO SERIES 28	35-2630916	30309T341	30309T358	30309T325	30309T333		FVDUBX	8/25/2018	0.03070	0.00348
FT7494 US EQUITY CLOSED END PORTFOLIO SERIES 28	35-2630916	30309T341	30309T358	30309T325	30309T333		FVDUBX	9/25/2018	0.05600	0.00634
FT7494 US EQUITY CLOSED END PORTFOLIO SERIES 28	35-2630916	30309T341	30309T358	30309T325	30309T333		FVDUBX	10/25/2018	0.05720	0.00648
FT7494 US EQUITY CLOSED END PORTFOLIO SERIES 28	35-2630916	30309T341	30309T358	30309T325	30309T333		FVDUBX	11/25/2018	0.05720	0.00648
FT7494 US EQUITY CLOSED END PORTFOLIO SERIES 28	35-2630916	30309T341	30309T358	30309T325	30309T333		FVDUBX	12/25/2018	0.05720	0.00648
FT7494 US EQUITY CLOSED END PORTFOLIO SERIES 28	35-2630916	30309T341	30309T358	30309T325	30309T333		FVDUBX	12/25/2018	0.01780	0.00201
FT7494 US EQUITY CLOSED END PORTFOLIO SERIES 28	35-2630916	30309T341	30309T358	30309T325	30309T333		FVDUBX	1/8/2019	0.04920	0.00557
FT7500 SENIOR LOAN CLOSED END AND ETF PORTFOLIO SERIES 23	35-2630883	30309T390	30309T382	30309T374	30309T366		FHSGNX	8/25/2018	0.02350	0.00033
FT7500 SENIOR LOAN CLOSED END AND ETF PORTFOLIO SERIES 23	35-2630883	30309T390	30309T382	30309T374	30309T366		FHSGNX	9/25/2018	0.04320	0.00061
FT7500 SENIOR LOAN CLOSED END AND ETF PORTFOLIO SERIES 23	35-2630883	30309T390	30309T382	30309T374	30309T366		FHSGNX	10/25/2018	0.04380	0.00062
FT7500 SENIOR LOAN CLOSED END AND ETF PORTFOLIO SERIES 23	35-2630883	30309T390	30309T382	30309T374	30309T366		FHSGNX	11/25/2018	0.04380	0.00062
FT7500 SENIOR LOAN CLOSED END AND ETF PORTFOLIO SERIES 23	35-2630883	30309T390	30309T382	30309T374	30309T366		FHSGNX	12/25/2018	0.04380	0.00062
FT7500 SENIOR LOAN CLOSED END AND ETF PORTFOLIO SERIES 23	35-2630883	30309T390	30309T382	30309T374	30309T366		FHSGNX	1/8/2019	0.05320	0.00076
FT7496 GLOBAL EQUITY INCOME CLOSED END PORTFOLIO SERIES 60	35-2630918	30309T465	30309T440	30309T457	30309T473		FKWBNX	8/25/2018	0.03050	0.01195
FT7496 GLOBAL EQUITY INCOME CLOSED END PORTFOLIO SERIES 60	35-2630918	30309T465	30309T440	30309T457	30309T473		FKWBNX	9/25/2018	0.07060	0.02767
FT7496 GLOBAL EQUITY INCOME CLOSED END PORTFOLIO SERIES 60	35-2630918	30309T465	30309T440	30309T457	30309T473		FKWBNX	10/25/2018	0.07050	0.02763
FT7496 GLOBAL EQUITY INCOME CLOSED END PORTFOLIO SERIES 60	35-2630918	30309T465	30309T440	30309T457	30309T473		FKWBNX	11/25/2018	0.07050	0.02763
FT7496 GLOBAL EQUITY INCOME CLOSED END PORTFOLIO SERIES 60	35-2630918	30309T465	30309T440	30309T457	30309T473		FKWBNX	12/25/2018	0.01460	0.00572
FT7496 GLOBAL EQUITY INCOME CLOSED END PORTFOLIO SERIES 60	35-2630918	30309T465	30309T440	30309T457	30309T473		FKWBNX	12/25/2018	0.07050	0.02763
FT7509 INTERNATIONAL CAPITAL STRENGTH PORTFOLIO SERIES 39	35-2633760	30309T549	30309T531	30309T523	30309T556		FIBESX	12/25/2018	0.05330	0.01315
FT7509 SMID CAPITAL STRENGTH PORTFOLIO SERIES 39	35-2633761	30309T598	30309T564	30309T580	30309T572		FOHLYX	12/25/2018	0.03390	0.00673
FT7498 EQUITY INCOME OPPORTUNITY PORTFOLIO SERIES 5	35-2633759	30309T614	30309T630	30309T606	30309T622		FABNCX	9/25/2018	0.03860	0.00371
FT7498 EQUITY INCOME OPPORTUNITY PORTFOLIO SERIES 5	35-2633759	30309T614	30309T630	30309T606	30309T622		FABNCX	10/25/2018	0.01990	0.00191
FT7498 EQUITY INCOME OPPORTUNITY PORTFOLIO SERIES 5	35-2633759	30309T614	30309T630	30309T606	30309T622		FABNCX	11/25/2018	0.01530	0.00147
FT7498 EQUITY INCOME OPPORTUNITY PORTFOLIO SERIES 5	35-2633759	30309T614	30309T630	30309T606	30309T622		FABNCX	12/25/2018	0.03250	0.00312
FT7524 EQUITY CLOSED END OPPORTUNITY PORTFOLIO SERIES 2	35-2630902	30309T739	30309T747	30309T754	30309T721		FMLWTX	8/25/2018	0.06370	0.03254
FT7524 EQUITY CLOSED END OPPORTUNITY PORTFOLIO SERIES 2	35-2630902	30309T739	30309T747	30309T754	30309T721		FMLWTX	9/25/2018	0.06510	0.03326
FT7524 EQUITY CLOSED END OPPORTUNITY PORTFOLIO SERIES 2	35-2630902	30309T739	30309T747	30309T754	30309T721		FMLWTX	10/25/2018	0.06490	0.03316
FT7524 EQUITY CLOSED END OPPORTUNITY PORTFOLIO SERIES 2	35-2630902	30309T739	30309T747	30309T754	30309T721		FMLWTX	11/25/2018	0.06490	0.03316
FT7524 EQUITY CLOSED END OPPORTUNITY PORTFOLIO SERIES 2	35-2630902	30309T739	30309T747	30309T754	30309T721		FMLWTX	12/25/2018	0.06490	0.03316
FT7524 EQUITY CLOSED END OPPORTUNITY PORTFOLIO SERIES 2	35-2630902	30309T739	30309T747	30309T754	30309T721		FMLWTX	12/25/2018	0.05900	0.03014
FT7526 SENIOR LOAN LIMITED DURATION OPP CLSED END PORT SER 56	35-2630897	30309T770	30309T788	30309T762	30309T796		FQDREX	8/25/2018	0.06850	0.00188
FT7526 SENIOR LOAN LIMITED DURATION OPP CLSED END PORT SER 56	35-2630897	30309T770	30309T788	30309T762	30309T796		FQDREX	9/25/2018	0.06000	0.00164
FT7526 SENIOR LOAN LIMITED DURATION OPP CLSED END PORT SER 56	35-2630897	30309T770	30309T788	30309T762	30309T796		FQDREX	10/25/2018	0.05970	0.00164
FT7526 SENIOR LOAN LIMITED DURATION OPP CLSED END PORT SER 56	35-2630897	30309T770	30309T788	30309T762	30309T796		FQDREX	11/25/2018	0.05970	0.00164
FT7526 SENIOR LOAN LIMITED DURATION OPP CLSED END PORT SER 56	35-2630897	30309T770	30309T788	30309T762	30309T796		FQDREX	11/25/2018	0.00760	0.00021
FT7526 SENIOR LOAN LIMITED DURATION OPP CLSED END PORT SER 56	35-2630897	30309T770	30309T788	30309T762	30309T796		FQDREX	12/25/2018	0.05970	0.00164
FT7527 STRATEGIC INCOME ADVANTAGE OPP CLOSEDEND PORT SER 8	35-2630900	30309T812	30309T820	30309T804	30309T838		FYONTX	8/25/2018	0.04380	0.00432
FT7527 STRATEGIC INCOME ADVANTAGE OPP CLOSEDEND PORT SER 8	35-2630900	30309T812	30309T820	30309T804	30309T838		FYONTX	9/25/2018	0.05670	0.00560
FT7527 STRATEGIC INCOME ADVANTAGE OPP CLOSEDEND PORT SER 8	35-2630900	30309T812	30309T820	30309T804	30309T838		FYONTX	10/25/2018	0.05610	0.00554
FT7527 STRATEGIC INCOME ADVANTAGE OPP CLOSEDEND PORT SER 8	35-2630900	30309T812	30309T820	30309T804	30309T838		FYONTX	11/25/2018	0.05610	0.00554
FT7527 STRATEGIC INCOME ADVANTAGE OPP CLOSEDEND PORT SER 8	35-2630900	30309T812	30309T820	30309T804	30309T838		FYONTX	12/25/2018	0.01340	0.00132
FT7527 STRATEGIC INCOME ADVANTAGE OPP CLOSEDEND PORT SER 8	35-2630900	30309T812	30309T820	30309T804	30309T838		FYONTX	12/25/2018	0.05610	0.00554
FT7529 HIGH INCOME MODEL PORTFOLIO SERIES	35-2633763	30309U116	30309U108	30309U132	30309U124		FNYMGX	8/25/2018	0.00970	0.00087
FT7529 HIGH INCOME MODEL PORTFOLIO SERIES	35-2633763	30309U116	30309U108	30309U132	30309U124		FNYMGX	9/25/2018	0.03090	0.00276
FT7529 HIGH INCOME MODEL PORTFOLIO SERIES	35-2633763	30309U116	30309U108	30309U132	30309U124		FNYMGX	10/25/2018	0.00180	0.00016
FT7529 HIGH INCOME MODEL PORTFOLIO SERIES	35-2633763	30309U116	30309U108	30309U132	30309U124		FNYMGX	10/25/2018	0.02840	0.00254

Issuer's Name	EIN	CUSIP 1	CUSIP 2	CUSIP 3	CUSIP 4	CUSIP 5	Ticker Symbol	Date of Corporate Action	Distribution Per Unit	Per Unit Reduction of Taxpayer's Basis
FT7529 HIGH INCOME MODEL PORTFOLIO SERIES	35-2633763	30309U116	30309U108	30309U132	30309U124		FNYMGX	11/25/2018	0.02840	0.00254
FT7529 HIGH INCOME MODEL PORTFOLIO SERIES	35-2633763	30309U116	30309U108	30309U132	30309U124		FNYMGX	12/25/2018	0.02840	0.00254
FT7529 HIGH INCOME MODEL PORTFOLIO SERIES	35-2633763	30309U116	30309U108	30309U132	30309U124		FNYMGX	1/8/2019	0.01300	0.00116
FT7502 TEXAS LONE STAR OPPORTUNITY PORTFOLIO SERIES	35-2633764	30309U165	30309U157	30309U173	30309U140		FECATX	12/25/2018	0.05550	0.02524
FT7513 INTEREST RATE HEDGE OPPORTUNITY PORTFOLIO SERIES 6	35-2633765	30309U199	30309U207	30309U215	30309U181		FTPVIX	9/25/2018	0.05150	0.01002
FT7513 INTEREST RATE HEDGE OPPORTUNITY PORTFOLIO SERIES 6	35-2633765	30309U199	30309U207	30309U215	30309U181		FTPVIX	10/25/2018	0.04220	0.00821
FT7513 INTEREST RATE HEDGE OPPORTUNITY PORTFOLIO SERIES 6	35-2633765	30309U199	30309U207	30309U215	30309U181		FTPVIX	11/25/2018	0.03650	0.00710
FT7513 INTEREST RATE HEDGE OPPORTUNITY PORTFOLIO SERIES 6	35-2633765	30309U199	30309U207	30309U215	30309U181		FTPVIX	12/25/2018	0.00060	0.00012
FT7513 INTEREST RATE HEDGE OPPORTUNITY PORTFOLIO SERIES 6	35-2633765	30309U199	30309U207	30309U215	30309U181		FTPVIX	12/25/2018	0.05550	0.01079
FT7519 ADR PORTFOLIO AUGUST 2018 SERIES	35-2633811	30309U272	30309U264	30309U298	30309U280		FZSHUX	9/25/2018	0.01240	0.00085
FT7519 ADR PORTFOLIO AUGUST 2018 SERIES	35-2633811	30309U272	30309U264	30309U298	30309U280		FZSHUX	10/25/2018	0.01590	0.00109
FT7519 ADR PORTFOLIO AUGUST 2018 SERIES	35-2633811	30309U272	30309U264	30309U298	30309U280		FZSHUX	11/25/2018	0.01100	0.00075
FT7519 ADR PORTFOLIO AUGUST 2018 SERIES	35-2633811	30309U272	30309U264	30309U298	30309U280		FZSHUX	12/25/2018	0.01000	0.00088
FT7519 ADR PORTFOLIO AUGUST 2018 SERIES	35-2633811	30309U272	30309U264	30309U298	30309U280		FZSHUX	1/8/2019	0.03660	0.00250
FT7516 EQUITY INCOME SELECT PORTFOLIO SERIES 58	35-2633795	30309U314	30309U330	30309U322	30309U306		FRHJNX	9/25/2018	0.02480	0.00156
FT7516 EQUITY INCOME SELECT PORTFOLIO SERIES 58	35-2633795	30309U314	30309U330	30309U322	30309U306		FRHJNX	10/25/2018	0.02130	0.00134
FT7516 EQUITY INCOME SELECT PORTFOLIO SERIES 58	35-2633795	30309U314	30309U330	30309U322	30309U306		FRHJNX	11/25/2018	0.01380	0.00087
FT7516 EQUITY INCOME SELECT PORTFOLIO SERIES 58	35-2633795	30309U314	30309U330	30309U322	30309U306		FRHJNX	12/25/2018	0.03520	0.00221
FT7515 DEEP VALUE DIVIDEND PORTFOLIO SERIES 20	35-2633794	30309U371	30309U363	30309U355	30309U348		FDLQVX	9/25/2018	0.02630	0.00110
FT7515 DEEP VALUE DIVIDEND PORTFOLIO SERIES 20	35-2633794	30309U371	30309U363	30309U355	30309U348		FDLQVX	10/25/2018	0.02220	0.00093
FT7515 DEEP VALUE DIVIDEND PORTFOLIO SERIES 20	35-2633794	30309U371	30309U363	30309U355	30309U348		FDLQVX	11/25/2018	0.02280	0.00096
FT7515 DEEP VALUE DIVIDEND PORTFOLIO SERIES 20	35-2633794	30309U371	30309U363	30309U355	30309U348		FDLQVX	12/25/2018	0.05160	0.00216
FT7515 DEEP VALUE DIVIDEND PORTFOLIO SERIES 20	35-2633794	30309U371	30309U363	30309U355	30309U348		FDLQVX	1/8/2019	0.01450	0.00061
FT7511 TECHNOLOGY SELECT PORTFOLIO SERIES 70	35-2633786	30309U389	30309U405	30309U413	30309U397		FLTILX	12/25/2018	0.02190	0.00087
FT7512 NASDAQ FACTOR DOGS OPPORTUNITY PORTFOLIO SERIES 4	35-2633789	30309U421	30309U447	30309U454	30309U439		FGMNAX	12/25/2018	0.10980	0.01826
FT7531 DIVIDEND INCOME SELECT CLOSED END PORT SER 68	35-2630931	30309U470	30309U488	30309U496	30309U462		FPOCHX	8/25/2018	0.03870	0.00901
FT7531 DIVIDEND INCOME SELECT CLOSED END PORT SER 68	35-2630931	30309U470	30309U488	30309U496	30309U462		FPOCHX	9/25/2018	0.06820	0.01588
FT7531 DIVIDEND INCOME SELECT CLOSED END PORT SER 68	35-2630931	30309U470	30309U488	30309U496	30309U462		FPOCHX	10/25/2018	0.06820	0.01588
FT7531 DIVIDEND INCOME SELECT CLOSED END PORT SER 68	35-2630931	30309U470	30309U488	30309U496	30309U462		FPOCHX	11/25/2018	0.06820	0.01588
FT7531 DIVIDEND INCOME SELECT CLOSED END PORT SER 68	35-2630931	30309U470	30309U488	30309U496	30309U462		FPOCHX	12/25/2018	0.06820	0.01588
FT7531 DIVIDEND INCOME SELECT CLOSED END PORT SER 68	35-2630931	30309U470	30309U488	30309U496	30309U462		FPOCHX	12/25/2018	0.04890	0.01139
FT7478 SENIOR LOAN SELECT CLOSED END PORTFOLIO SERIES 32	35-2630932	30309U538	30309U504	30309U520	30309U512		FNAREX	8/25/2018	0.02850	0.00090
FT7478 SENIOR LOAN SELECT CLOSED END PORTFOLIO SERIES 32	35-2630932	30309U538	30309U504	30309U520	30309U512		FNAREX	9/25/2018	0.06250	0.00198
FT7478 SENIOR LOAN SELECT CLOSED END PORTFOLIO SERIES 32	35-2630932	30309U538	30309U504	30309U520	30309U512		FNAREX	10/25/2018	0.00220	0.00007
FT7478 SENIOR LOAN SELECT CLOSED END PORTFOLIO SERIES 32	35-2630932	30309U538	30309U504	30309U520	30309U512		FNAREX	10/25/2018	0.06290	0.00199
FT7478 SENIOR LOAN SELECT CLOSED END PORTFOLIO SERIES 32	35-2630932	30309U538	30309U504	30309U520	30309U512		FNAREX	11/25/2018	0.06290	0.00199
FT7478 SENIOR LOAN SELECT CLOSED END PORTFOLIO SERIES 32	35-2630932	30309U538	30309U504	30309U520	30309U512		FNAREX	11/25/2018	0.00630	0.00020
FT7478 SENIOR LOAN SELECT CLOSED END PORTFOLIO SERIES 32	35-2630932	30309U538	30309U504	30309U520	30309U512		FNAREX	12/25/2018	0.06290	0.00199
FT7478 SENIOR LOAN SELECT CLOSED END PORTFOLIO SERIES 32	35-2630932	30309U538	30309U504	30309U520	30309U512		FNAREX	1/8/2019	0.04440	0.00141
FT7514 AMERICAN AGENDA PORTFOLIO SERIES 6	35-2633793	30309U546	30309U579	30309U561	30309U553		FHCBRX	12/25/2018	0.05060	0.00804
FT7517 ESG IMPACT OPPORTUNITY PORTFOLIO SERIES 4	35-2633798	30309U611	30309U595	30309U603	30309U587		FDIFAX	12/25/2018	0.02490	0.01271
FT7517 ESG IMPACT OPPORTUNITY PORTFOLIO SERIES 4	35-2633798	30309U611	30309U595	30309U603	30309U587		FDIFAX	1/8/2019	0.01450	0.00740
FT7518 GLOBAL DIVIDEND PORTFOLIO SERIES 56	35-2633806	30309U629	30309U652	30309U645	30309U637		FMRCLX	10/25/2018	0.02030	0.00068
FT7518 GLOBAL DIVIDEND PORTFOLIO SERIES 56	35-2633806	30309U629	30309U652	30309U645	30309U637		FMRCLX	11/25/2018	0.01450	0.00048
FT7518 GLOBAL DIVIDEND PORTFOLIO SERIES 56	35-2633806	30309U629	30309U652	30309U645	30309U637		FMRCLX	12/25/2018	0.03560	0.00119
FT7521 SMID HIGH DIVIDEND PORTFOLIO SERIES 31	35-2633807	30309U678	30309U686	30309U660	30309U694		FQABVX	9/25/2018	0.04160	0.02475
FT7521 SMID HIGH DIVIDEND PORTFOLIO SERIES 31	35-2633807	30309U678	30309U686	30309U660	30309U694		FQABVX	10/25/2018	0.01530	0.00910
FT7521 SMID HIGH DIVIDEND PORTFOLIO SERIES 31	35-2633807	30309U678	30309U686	30309U660	30309U694		FQABVX	11/25/2018	0.01900	0.01130
FT7521 SMID HIGH DIVIDEND PORTFOLIO SERIES 31	35-2633807	30309U678	30309U686	30309U660	30309U694		FQABVX	12/25/2018	0.04100	0.02439
FT7521 SMID HIGH DIVIDEND PORTFOLIO SERIES 31	35-2633807	30309U678	30309U686	30309U660	30309U694		FQABVX	12/25/2018	0.49320	0.29340
FT7520 SABRIENT RISING RATE PORTFOLIO SERIES 9	35-2633814	30309U736	30309U702	30309U710	30309U728		FNICLX	12/25/2018	0.01270	0.00562
FT7520 SABRIENT RISING RATE PORTFOLIO SERIES 9	35-2633814	30309U736	30309U702	30309U710	30309U728		FNICLX	1/8/2019	0.01010	0.00447

Issuer's Name	EIN	CUSIP 1	CUSIP 2	CUSIP 3	CUSIP 4	CUSIP 5	Ticker Symbol	Date of Corporate Action	Distribution Per Unit	Per Unit Reduction of Taxpayer's Basis
FT7535 MUNICIPAL INCOME OPPORTUNITIES CLOSED END PORT SER 50	35-2633808	30309V130	30309V106	30309V114	30309V122		FYALGX	9/25/2018	0.05210	0.00203
FT7535 MUNICIPAL INCOME OPPORTUNITIES CLOSED END PORT SER 50	35-2633808	30309V130	30309V106	30309V114	30309V122		FYALGX	10/25/2018	0.04250	0.00165
FT7535 MUNICIPAL INCOME OPPORTUNITIES CLOSED END PORT SER 50	35-2633808	30309V130	30309V106	30309V114	30309V122		FYALGX	11/25/2018	0.04250	0.00165
FT7535 MUNICIPAL INCOME OPPORTUNITIES CLOSED END PORT SER 50	35-2633808	30309V130	30309V106	30309V114	30309V122		FYALGX	12/25/2018	0.00230	0.00009
FT7535 MUNICIPAL INCOME OPPORTUNITIES CLOSED END PORT SER 50	35-2633808	30309V130	30309V106	30309V114	30309V122		FYALGX	12/25/2018	0.04250	0.00165
FT7541 PRIVATE CLIENT EQUITY TRUST NOVEMBER 2019 SERIES	35-2633825	30309V171	30309V148	30309V155	30309V163		FBERCX	10/25/2018	0.02460	0.00299
FT7541 PRIVATE CLIENT EQUITY TRUST NOVEMBER 2019 SERIES	35-2633825	30309V171	30309V148	30309V155	30309V163		FBERCX	12/25/2018	0.03700	0.00449
FT7541 PRIVATE CLIENT EQUITY TRUST NOVEMBER 2019 SERIES	35-2633825	30309V171	30309V148	30309V155	30309V163		FBERCX	1/8/2019	0.02970	0.00361
FT7542 CORPORATE INVESTMENT GRADE PORTFOLIO 3-7 YEAR SER 5	35-2633800	30309V197	30309V189				FJSIPX	9/25/2018	2.42000	1.98755
FT7542 CORPORATE INVESTMENT GRADE PORTFOLIO 3-7 YEAR SER 5	35-2633800	30309V197	30309V189				FJSIPX	10/25/2018	3.04000	2.49675
FT7542 CORPORATE INVESTMENT GRADE PORTFOLIO 3-7 YEAR SER 5	35-2633800	30309V197	30309V189				FJSIPX	11/25/2018	3.04000	2.49675
FT7542 CORPORATE INVESTMENT GRADE PORTFOLIO 3-7 YEAR SER 5	35-2633800	30309V197	30309V189				FJSIPX	12/25/2018	3.03000	2.48854
FT7543 STONEBRIDGE PREFERRED INCOME PORTFOLIO SERIES 19	35-2633791	30309V239	30309V221	30309V213	30309V205		FDOHGX	9/25/2018	0.05160	0.02143
FT7543 STONEBRIDGE PREFERRED INCOME PORTFOLIO SERIES 19	35-2633791	30309V239	30309V221	30309V213	30309V205		FDOHGX	10/25/2018	0.04630	0.01923
FT7543 STONEBRIDGE PREFERRED INCOME PORTFOLIO SERIES 19	35-2633791	30309V239	30309V221	30309V213	30309V205		FDOHGX	11/25/2018	0.04630	0.01923
FT7543 STONEBRIDGE PREFERRED INCOME PORTFOLIO SERIES 19	35-2633791	30309V239	30309V221	30309V213	30309V205		FDOHGX	11/25/2018	0.15200	0.06313
FT7543 STONEBRIDGE PREFERRED INCOME PORTFOLIO SERIES 19	35-2633791	30309V239	30309V221	30309V213	30309V205		FDOHGX	12/25/2018	0.04630	0.01923
FT7545 SENIOR LOAN SELECT CLOSED END PORTFOLIO SERIES 33	35-2633826	30309V288	30309V296	30309V312	30309V304		FUNTAX	9/25/2018	0.03070	0.00011
FT7545 SENIOR LOAN SELECT CLOSED END PORTFOLIO SERIES 33	35-2633826	30309V288	30309V296	30309V312	30309V304		FUNTAX	10/25/2018	0.05020	0.00019
FT7545 SENIOR LOAN SELECT CLOSED END PORTFOLIO SERIES 33	35-2633826	30309V288	30309V296	30309V312	30309V304		FUNTAX	11/25/2018	0.05020	0.00019
FT7545 SENIOR LOAN SELECT CLOSED END PORTFOLIO SERIES 33	35-2633826	30309V288	30309V296	30309V312	30309V304		FUNTAX	12/25/2018	0.05020	0.00019
FT7545 SENIOR LOAN SELECT CLOSED END PORTFOLIO SERIES 33	35-2633826	30309V288	30309V296	30309V312	30309V304		FUNTAX	1/8/2019	0.08310	0.00031
FT7530 TECHNOLOGY DIVIDEND OPPORTUNITY PORTFOLIO SERIES	35-2633796	30309V361	30309V379	30309V387	30309V395		FWJCPX	10/25/2018	0.01640	0.00224
FT7530 TECHNOLOGY DIVIDEND OPPORTUNITY PORTFOLIO SERIES	35-2633796	30309V361	30309V379	30309V387	30309V395		FWJCPX	12/25/2018	0.03530	0.00482
FT7530 TECHNOLOGY DIVIDEND OPPORTUNITY PORTFOLIO SERIES	35-2633796	30309V361	30309V379	30309V387	30309V395		FWJCPX	1/8/2019	0.01110	0.00152
FT7572 IMAGINE 2025 PORTFOLIO SERIES	35-2633827	30309V429	30309V403	30309V437	30309V411		FCGZNX	10/25/2018	0.14590	0.09036
FT7572 IMAGINE 2025 PORTFOLIO SERIES	35-2633827	30309V429	30309V403	30309V437	30309V411		FCGZNX	12/25/2018	0.02360	0.01462
FT7546 NEW YORK MUNI INC SELECT CLOSED END PORTFOLIO SER 49	35-2633846	30309V478	30309V460	30309V445	30309V452		FHYAEX	9/25/2018	0.01280	0.00073
FT7546 NEW YORK MUNI INC SELECT CLOSED END PORTFOLIO SER 49	35-2633846	30309V478	30309V460	30309V445	30309V452		FHYAEX	10/25/2018	0.03480	0.00197
FT7546 NEW YORK MUNI INC SELECT CLOSED END PORTFOLIO SER 49	35-2633846	30309V478	30309V460	30309V445	30309V452		FHYAEX	11/25/2018	0.03480	0.00197
FT7546 NEW YORK MUNI INC SELECT CLOSED END PORTFOLIO SER 49	35-2633846	30309V478	30309V460	30309V445	30309V452		FHYAEX	12/25/2018	0.03480	0.00197
FT7546 NEW YORK MUNI INC SELECT CLOSED END PORTFOLIO SER 49	35-2633846	30309V478	30309V460	30309V445	30309V452		FHYAEX	1/8/2019	0.01360	0.00077
FT7537 STRATEGIC INCOME CLOSED END PORTFOLIO SERIES 68	35-2633849	30309V510	30309V494	30309V486	30309V502		FSIWCX	9/25/2018	0.01860	0.00049
FT7537 STRATEGIC INCOME CLOSED END PORTFOLIO SERIES 68	35-2633849	30309V510	30309V494	30309V486	30309V502		FSIWCX	10/25/2018	0.06300	0.00165
FT7537 STRATEGIC INCOME CLOSED END PORTFOLIO SERIES 68	35-2633849	30309V510	30309V494	30309V486	30309V502		FSIWCX	11/25/2018	0.06300	0.00165
FT7537 STRATEGIC INCOME CLOSED END PORTFOLIO SERIES 68	35-2633849	30309V510	30309V494	30309V486	30309V502		FSIWCX	12/25/2018	0.06300	0.00165
FT7537 STRATEGIC INCOME CLOSED END PORTFOLIO SERIES 68	35-2633849	30309V510	30309V494	30309V486	30309V502		FSIWCX	1/8/2019	0.05410	0.00142
FT7539 CYBERSECURITY PORTFOLIO SERIES 13	35-2633857	30309V544	30309V551	30309V528	30309V536		FHAQLX	1/8/2019	0.05440	0.01561
FT7540 DEFENSIVE EQUITY PORTFOLIO SERIES 46	35-2633860	30309V593	30309V569	30309V585	30309V577		FYNJDX	12/25/2018	0.02610	0.00075
FT7549 CAPITAL STRENGTH OPPORTUNITY PORTFOLIO SERIES 6	35-2633858	30309V650	30309V668	30309V676	30309V643		FDEZNX	12/25/2018	0.03240	0.00028
FT7550 SABRIENT DEFENSIVE EQUITY PORTFOLIO SERIES 17	35-2633861	30309V700	30309V684	30309V718	30309V692		FRLAEX	12/25/2018	0.02280	0.00889
FT7550 SABRIENT DEFENSIVE EQUITY PORTFOLIO SERIES 17	35-2633861	30309V700	30309V684	30309V718	30309V692		FRLAEX	1/8/2019	0.01710	0.00667
FT7592 SENIOR LOAN LIMITED DURATION OPP CLS END PORT SER 57	35-2633809	30309V742	30309V734	30309V759	30309V726		FSNGTX	9/25/2018	0.06730	0.00234
FT7592 SENIOR LOAN LIMITED DURATION OPP CLS END PORT SER 57	35-2633809	30309V742	30309V734	30309V759	30309V726		FSNGTX	10/25/2018	0.06030	0.00210
FT7592 SENIOR LOAN LIMITED DURATION OPP CLS END PORT SER 57	35-2633809	30309V742	30309V734	30309V759	30309V726		FSNGTX	10/25/2018	0.00230	0.00008
FT7592 SENIOR LOAN LIMITED DURATION OPP CLS END PORT SER 57	35-2633809	30309V742	30309V734	30309V759	30309V726		FSNGTX	11/25/2018	0.06030	0.00210
FT7592 SENIOR LOAN LIMITED DURATION OPP CLS END PORT SER 57	35-2633809	30309V742	30309V734	30309V759	30309V726		FSNGTX	12/25/2018	0.06030	0.00210
FT7592 SENIOR LOAN LIMITED DURATION OPP CLS END PORT SER 57	35-2633809	30309V742	30309V734	30309V759	30309V726		FSNGTX	1/8/2019	0.04650	0.00162
FT7593 STRATEGIC INCOME ADVANTAGE SELECT CLOSED END PORT 77	35-2633810	30309V775	30309V791	30309V783	30309V767		FWCIEX	9/25/2018	0.05200	0.00626
FT7593 STRATEGIC INCOME ADVANTAGE SELECT CLOSED END PORT 77	35-2633810	30309V775	30309V791	30309V783	30309V767		FWCIEX	10/25/2018	0.05590	0.00672
FT7593 STRATEGIC INCOME ADVANTAGE SELECT CLOSED END PORT 77	35-2633810	30309V775	30309V791	30309V783	30309V767		FWCIEX	11/25/2018	0.05590	0.00672
FT7593 STRATEGIC INCOME ADVANTAGE SELECT CLOSED END PORT 77	35-2633810	30309V775	30309V791	30309V783	30309V767		FWCIEX	12/25/2018	0.05590	0.00672
FT7593 STRATEGIC INCOME ADVANTAGE SELECT CLOSED END PORT 77	35-2633810	30309V775	30309V791	30309V783	30309V767		FWCIEX	12/25/2018	0.02020	0.00243

Issuer's Name	EIN	CUSIP 1	CUSIP 2	CUSIP 3	CUSIP 4	CUSIP 5	Ticker Symbol	Date of Corporate Action	Distribution Per Unit	Per Unit Reduction of Taxpayer's Basis
FT7536 TACTICAL INCOME OPPORTUNITY PORTFOLIO SERIES 6	35-2633852	30309V809	30309V825	30309V817	30309V833		FSAXTX	10/25/2018	0.06550	0.00689
FT7536 TACTICAL INCOME OPPORTUNITY PORTFOLIO SERIES 6	35-2633852	30309V809	30309V825	30309V817	30309V833		FSAXTX	11/25/2018	0.04140	0.00436
FT7536 TACTICAL INCOME OPPORTUNITY PORTFOLIO SERIES 6	35-2633852	30309V809	30309V825	30309V817	30309V833		FSAXTX	12/25/2018	0.04960	0.00522
FT7536 TACTICAL INCOME OPPORTUNITY PORTFOLIO SERIES 6	35-2633852	30309V809	30309V825	30309V817	30309V833		FSAXTX	1/8/2019	0.02720	0.00286
FT7525 CLOUD COMPUTING PORTFOLIO SERIES 22	35-2633850	30309V866	30309V858	30309V874	30309V841		FMXUPX	1/8/2019	0.05880	0.01536
FT7561 TACTICAL ALPHA PORTFOLIO SERIES 18	35-2636348	30309W104	30309W138	30309W112	30309W120		FZLQNX	12/25/2018	0.01980	0.00452
FT7561 TACTICAL ALPHA PORTFOLIO SERIES 18	35-2636348	30309W104	30309W138	30309W112	30309W120		FZLQNX	1/8/2019	0.01610	0.00368
FT7554 DIT GLOBAL PORTFOLIO SERIES	35-2642505	30309W153	30309W179	30309W161	30309W146		FBKVLX	12/25/2018	0.01700	0.00006
FT7554 DIT GLOBAL PORTFOLIO SERIES	35-2642505	30309W153	30309W179	30309W161	30309W146		FBKVLX	1/8/2019	0.01950	0.00007
FT7547 MUNICIPAL INCOME AND DIVIDEND GROWERS PORTFOLIO S 15	35-2633829	30309W237	30309W245	30309W229	30309W252		FGLXMX	10/25/2018	0.02840	0.00191
FT7547 MUNICIPAL INCOME AND DIVIDEND GROWERS PORTFOLIO S 15	35-2633829	30309W237	30309W245	30309W229	30309W252		FGLXMX	11/25/2018	0.02090	0.00141
FT7547 MUNICIPAL INCOME AND DIVIDEND GROWERS PORTFOLIO S 15	35-2633829	30309W237	30309W245	30309W229	30309W252		FGLXMX	12/25/2018	0.02550	0.00172
FT7547 MUNICIPAL INCOME AND DIVIDEND GROWERS PORTFOLIO S 15	35-2633829	30309W237	30309W245	30309W229	30309W252		FGLXMX	1/8/2019	0.02290	0.00154
FT7573 CAPITAL STRENGTH PORTFOLIO SERIES 44	35-2636355	30309W336	30309W310	30309W328	30309W302		FSGIVX	12/25/2018	0.02280	0.00140
FT7573 CAPITAL STRENGTH PORTFOLIO SERIES 44	35-2636355	30309W336	30309W310	30309W328	30309W302		FSGIVX	1/8/2019	0.01410	0.00087
FT7574 MARKET STRENGTH ALLOCATION SELECT PORTFOLIO SERIES 33	35-2636356	30309W344	30309W377	30309W351	30309W369		FTKYRX	12/25/2018	0.02510	0.00169
FT7574 MARKET STRENGTH ALLOCATION SELECT PORTFOLIO SERIES 33	35-2636356	30309W344	30309W377	30309W351	30309W369		FTKYRX	1/8/2019	0.01090	0.00074
FT7580 BALANCED INCOME OPPORTUNITY PORTFOLIO SERIES 6	35-2636388	30309W419	30309W385	30309W401	30309W393		FWIATX	11/25/2018	0.03300	0.00157
FT7580 BALANCED INCOME OPPORTUNITY PORTFOLIO SERIES 6	35-2636388	30309W419	30309W385	30309W401	30309W393		FWIATX	12/25/2018	0.04890	0.00233
FT7580 BALANCED INCOME OPPORTUNITY PORTFOLIO SERIES 6	35-2636388	30309W419	30309W385	30309W401	30309W393		FWIATX	1/8/2019	0.03420	0.00163
FT7538 LIMITED DURATION FIXED INCOME ETF PORTFOLIO SERIES 26	35-2633830	30309W443	30309W450	30309W427	30309W435		FNBIRX	9/25/2018	0.01100	0.00045
FT7538 LIMITED DURATION FIXED INCOME ETF PORTFOLIO SERIES 26	35-2633830	30309W443	30309W450	30309W427	30309W435		FNBIRX	10/25/2018	0.03470	0.00142
FT7538 LIMITED DURATION FIXED INCOME ETF PORTFOLIO SERIES 26	35-2633830	30309W443	30309W450	30309W427	30309W435		FNBIRX	10/25/2018	0.00030	0.00001
FT7538 LIMITED DURATION FIXED INCOME ETF PORTFOLIO SERIES 26	35-2633830	30309W443	30309W450	30309W427	30309W435		FNBIRX	11/25/2018	0.03470	0.00142
FT7538 LIMITED DURATION FIXED INCOME ETF PORTFOLIO SERIES 26	35-2633830	30309W443	30309W450	30309W427	30309W435		FNBIRX	12/25/2018	0.03470	0.00142
FT7538 LIMITED DURATION FIXED INCOME ETF PORTFOLIO SERIES 26	35-2633830	30309W443	30309W450	30309W427	30309W435		FNBIRX	1/8/2019	0.04320	0.00177
FT7595 DIVIDEND INCOME SELECT CLOSED END PORTFOLIO SERIES 69	35-2633855	30309W476	30309W468	30309W492	30309W484		FNZRHX	9/25/2018	0.02970	0.00620
FT7595 DIVIDEND INCOME SELECT CLOSED END PORTFOLIO SERIES 69	35-2633855	30309W476	30309W468	30309W492	30309W484		FNZRHX	10/25/2018	0.06800	0.01420
FT7595 DIVIDEND INCOME SELECT CLOSED END PORTFOLIO SERIES 69	35-2633855	30309W476	30309W468	30309W492	30309W484		FNZRHX	11/25/2018	0.06800	0.01420
FT7595 DIVIDEND INCOME SELECT CLOSED END PORTFOLIO SERIES 69	35-2633855	30309W476	30309W468	30309W492	30309W484		FNZRHX	12/25/2018	0.02210	0.00461
FT7595 DIVIDEND INCOME SELECT CLOSED END PORTFOLIO SERIES 69	35-2633855	30309W476	30309W468	30309W492	30309W484		FNZRHX	12/25/2018	0.06800	0.01420
FT7595 DIVIDEND INCOME SELECT CLOSED END PORTFOLIO SERIES 69	35-2633855	30309W476	30309W468	30309W492	30309W484		FNZRHX	1/8/2019	0.02220	0.00464
FT7596 MUNICIPAL INCOME SELECT CLOSED END PORTFOLIO SERIES 97	35-2633856	30309W526	30309W534	30309W518	30309W500		FTURLX	9/25/2018	0.01770	0.00125
FT7596 MUNICIPAL INCOME SELECT CLOSED END PORTFOLIO SERIES 97	35-2633856	30309W526	30309W534	30309W518	30309W500		FTURLX	10/25/2018	0.04180	0.00296
FT7596 MUNICIPAL INCOME SELECT CLOSED END PORTFOLIO SERIES 97	35-2633856	30309W526	30309W534	30309W518	30309W500		FTURLX	11/25/2018	0.04180	0.00296
FT7596 MUNICIPAL INCOME SELECT CLOSED END PORTFOLIO SERIES 97	35-2633856	30309W526	30309W534	30309W518	30309W500		FTURLX	12/25/2018	0.00210	0.00015
FT7596 MUNICIPAL INCOME SELECT CLOSED END PORTFOLIO SERIES 97	35-2633856	30309W526	30309W534	30309W518	30309W500		FTURLX	12/25/2018	0.04180	0.00296
FT7596 MUNICIPAL INCOME SELECT CLOSED END PORTFOLIO SERIES 97	35-2633856	30309W526	30309W534	30309W518	30309W500		FTURLX	1/8/2019	0.01260	0.00089
FT7551 CYCLICAL STRENGTH PORTFOLIO SERIES 23	35-2636325	30309W567	30309W575	30309W542	30309W559		FSHNEX	12/25/2018	0.01420	0.00284
FT7551 CYCLICAL STRENGTH PORTFOLIO SERIES 23	35-2636325	30309W567	30309W575	30309W542	30309W559		FSHNEX	1/8/2019	0.01320	0.00264
FT7552 SABRIENT INTERNATIONAL OPPORTUNITY PORTFOLIO SERIES 2	35-2636323	30309W583	30309W609	30309W591	30309W617		FMVBAX	1/8/2019	0.02080	0.01693
FT7575 BALANCED INCOME EQUITY AND ETF PORTFOLIO SERIES 33	35-2633848	30309W633	30309W625	30309W658	30309W641		FHOKBX	10/25/2018	0.01960	0.00177
FT7575 BALANCED INCOME EQUITY AND ETF PORTFOLIO SERIES 33	35-2633848	30309W633	30309W625	30309W658	30309W641		FHOKBX	11/25/2018	0.03010	0.00272
FT7575 BALANCED INCOME EQUITY AND ETF PORTFOLIO SERIES 33	35-2633848	30309W633	30309W625	30309W658	30309W641		FHOKBX	12/25/2018	0.04030	0.00364
FT7575 BALANCED INCOME EQUITY AND ETF PORTFOLIO SERIES 33	35-2633848	30309W633	30309W625	30309W658	30309W641		FHOKBX	1/8/2019	0.02700	0.00244
FT7594 TARGET DIVIDEND DOUBLE PLAY PORTFOLIO SERIES	35-2633853	30309W674	30309W682	30309W690	30309W666		FVDUWX	10/25/2018	0.01390	0.00208
FT7594 TARGET DIVIDEND DOUBLE PLAY PORTFOLIO SERIES	35-2633853	30309W674	30309W682	30309W690	30309W666		FVDUWX	11/25/2018	0.01340	0.00200
FT7594 TARGET DIVIDEND DOUBLE PLAY PORTFOLIO SERIES	35-2633853	30309W674	30309W682	30309W690	30309W666		FVDUWX	12/25/2018	0.03330	0.00498
FT7594 TARGET DIVIDEND DOUBLE PLAY PORTFOLIO SERIES	35-2633853	30309W674	30309W682	30309W690	30309W666		FVDUWX	1/8/2019	0.01470	0.00220
FT7555 ENERGY SELECT PORTFOLIO SERIES 69	35-2636329	30309W716	30309W708	30309W724	30309W732		FAZQCX	12/25/2018	0.02820	0.00316
FT7555 ENERGY SELECT PORTFOLIO SERIES 69	35-2636329	30309W716	30309W708	30309W724	30309W732		FAZQCX	1/8/2019	0.02020	0.00227

Issuer's Name	EIN	CUSIP 1	CUSIP 2	CUSIP 3	CUSIP 4	CUSIP 5	Ticker Symbol	Date of Corporate Action	Distribution Per Unit	Per Unit Reduction of Taxpayer's Basis
FT7556 WATER UTILITY INFRASTRUCTURE SELECT PORT SER 51	35-2636330	30309W765	30309W773	30309W740	30309W757		FONZEX	12/25/2018	0.03720	0.00619
FT7583 DIVIDEND STRENGTH OPPORTUNITY PORTFOLIO SERIES 6	35-2636334	30309W807	30309W799	30309W815	30309W781		FEBDYX	10/25/2018	0.01700	0.00261
FT7583 DIVIDEND STRENGTH OPPORTUNITY PORTFOLIO SERIES 6	35-2636334	30309W807	30309W799	30309W815	30309W781		FEBDYX	12/25/2018	0.03370	0.00517
FT7583 DIVIDEND STRENGTH OPPORTUNITY PORTFOLIO SERIES 6	35-2636334	30309W807	30309W799	30309W815	30309W781		FEBDYX	1/8/2019	0.01160	0.00178
FT7585 US ENERGY INDEPENDENCE PORTFOLIO SERIES 19	35-2636335	30309W823	30309W856	30309W849	30309W831		FDOAGX	1/8/2019	0.02690	0.00236
FT7624 DIVERSIFIED EQUITY STRATEGIC ALLOC 4Q18 TERM 1 15 20	35-2639980	30309X136	30309X110	30309X102	30309X128		FTQLPX	12/25/2018	0.02870	0.00156
FT7624 DIVERSIFIED EQUITY STRATEGIC ALLOC 4Q18 TERM 1 15 20	35-2639980	30309X136	30309X110	30309X102	30309X128		FTQLPX	1/8/2019	0.02410	0.00131
FT7627 TARGET DIVSD GLOBAL ALLOCATION 4Q 18 TERM 1 9 20	35-2639981	30309X144	30309X151	30309X169	30309X177		FNISRX	11/25/2018	0.01100	0.00094
FT7627 TARGET DIVSD GLOBAL ALLOCATION 4Q 18 TERM 1 9 20	35-2639981	30309X144	30309X151	30309X169	30309X177		FNISRX	12/25/2018	0.00030	0.00003
FT7627 TARGET DIVSD GLOBAL ALLOCATION 4Q 18 TERM 1 9 20	35-2639981	30309X144	30309X151	30309X169	30309X177		FNISRX	12/25/2018	0.02630	0.00224
FT7627 TARGET DIVSD GLOBAL ALLOCATION 4Q 18 TERM 1 9 20	35-2639981	30309X144	30309X151	30309X169	30309X177		FNISRX	1/8/2019	0.03710	0.00316
FT7584 DORSEY WRIGHT RELATIVE STRENGTH TOP 50 SERIES 32	35-2636336	30309X201	30309X219	30309X185	30309X193		FJYYOX	12/25/2018	0.02200	0.01295
FT7597 ALTERNATIVE INCOME PORTFOLIO SERIES 29	35-2633854	30309X276	30309X284	30309X292	30309X268		FLGOMX	10/25/2018	0.06270	0.00822
FT7597 ALTERNATIVE INCOME PORTFOLIO SERIES 29	35-2633854	30309X276	30309X284	30309X292	30309X268		FLGOMX	11/25/2018	0.03900	0.00511
FT7597 ALTERNATIVE INCOME PORTFOLIO SERIES 29	35-2633854	30309X276	30309X284	30309X292	30309X268		FLGOMX	12/25/2018	0.05740	0.00753
FT7597 ALTERNATIVE INCOME PORTFOLIO SERIES 29	35-2633854	30309X276	30309X284	30309X292	30309X268		FLGOMX	12/25/2018	0.00340	0.00045
FT7597 ALTERNATIVE INCOME PORTFOLIO SERIES 29	35-2633854	30309X276	30309X284	30309X292	30309X268		FLGOMX	1/8/2019	0.01550	0.00203
FT7558 REIT GROWTH INCOME SELECT PORTFOLIO SERIES 47	35-2636339	30309X359	30309X375	30309X367	30309X342		FCAYPX	10/25/2018	0.02870	0.01168
FT7558 REIT GROWTH INCOME SELECT PORTFOLIO SERIES 47	35-2636339	30309X359	30309X375	30309X367	30309X342		FCAYPX	11/25/2018	0.03250	0.01323
FT7558 REIT GROWTH INCOME SELECT PORTFOLIO SERIES 47	35-2636339	30309X359	30309X375	30309X367	30309X342		FCAYPX	12/25/2018	0.03250	0.01323
FT7558 REIT GROWTH INCOME SELECT PORTFOLIO SERIES 47	35-2636339	30309X359	30309X375	30309X367	30309X342		FCAYPX	12/25/2018	0.00060	0.00024
FT7558 REIT GROWTH INCOME SELECT PORTFOLIO SERIES 47	35-2636339	30309X359	30309X375	30309X367	30309X342		FCAYPX	1/8/2019	0.01490	0.00607
FT7559 STRATEGIC DIVIDEND SELECT PORTFOLIO SERIES 34	35-2636340	30309X409	30309X417	30309X383	30309X391		FEJSCX	10/25/2018	0.02410	0.00236
FT7559 STRATEGIC DIVIDEND SELECT PORTFOLIO SERIES 34	35-2636340	30309X409	30309X417	30309X383	30309X391		FEJSCX	11/25/2018	0.02120	0.00208
FT7559 STRATEGIC DIVIDEND SELECT PORTFOLIO SERIES 34	35-2636340	30309X409	30309X417	30309X383	30309X391		FEJSCX	12/25/2018	0.00060	0.00006
FT7559 STRATEGIC DIVIDEND SELECT PORTFOLIO SERIES 34	35-2636340	30309X409	30309X417	30309X383	30309X391		FEJSCX	12/25/2018	0.03850	0.00377
FT7559 STRATEGIC DIVIDEND SELECT PORTFOLIO SERIES 34	35-2636340	30309X409	30309X417	30309X383	30309X391		FEJSCX	1/8/2019	0.02900	0.00284
FT7587 HIGH DIVIDEND EQUITY ALLOCATION PORTFOLIO SERIES 29	35-2636343	30309X490	30309X474	30309X466	30309X482		FHZQLX	11/25/2018	0.02330	0.01316
FT7587 HIGH DIVIDEND EQUITY ALLOCATION PORTFOLIO SERIES 29	35-2636343	30309X490	30309X474	30309X466	30309X482		FHZQLX	12/25/2018	0.03100	0.01751
FT7587 HIGH DIVIDEND EQUITY ALLOCATION PORTFOLIO SERIES 29	35-2636343	30309X490	30309X474	30309X466	30309X482		FHZQLX	12/25/2018	0.02490	0.11571
FT7566 INTERNATIONAL CAPITAL STRENGTH OPPORTUNITY PORT SER 6	35-2636351	30309X508	30309X524	30309X516	30309X532		FNTHMX	12/25/2018	0.02080	0.00370
FT7566 SMID CAPITAL STRENGTH OPPORTUNITY PORTFOLIO SERIES 6	35-2636352	30309X557	30309X540	30309X573	30309X565		FWRYOX	12/25/2018	0.02090	0.00600
FT7629 EUROPEAN TARGET HIGH QUALITY DVD 4Q 18 TERM 1920	35-2639978	30309X623	30309X631	30309X649	30309X656		FVELWX	11/25/2018	0.02410	0.00005
FT7629 EUROPEAN TARGET HIGH QUALITY DVD 4Q 18 TERM 1920	35-2639978	30309X623	30309X631	30309X649	30309X656		FVELWX	1/8/2019	0.02480	0.00005
FT7629 TARGET DVD BLEND 4Q 18 TERM 1 9 20	35-2639982	30309X680	30309X664	30309X672	30309X698		FUSLXB	11/25/2018	0.01560	0.00115
FT7629 TARGET DVD BLEND 4Q 18 TERM 1 9 20	35-2639982	30309X680	30309X664	30309X672	30309X698		FUSLXB	12/25/2018	0.00030	0.00002
FT7629 TARGET DVD BLEND 4Q 18 TERM 1 9 20	35-2639982	30309X680	30309X664	30309X672	30309X698		FUSLXB	12/25/2018	0.03160	0.00233
FT7629 TARGET DVD BLEND 4Q 18 TERM 1 9 20	35-2639982	30309X680	30309X664	30309X672	30309X698		FUSLXB	1/8/2019	0.04000	0.00295
FT7629 TARGET HIGH QUALITY DVD 4Q 18 TERM 1920	35-2639990	30309X722	30309X730	30309X714	30309X706		FZYMRX	11/25/2018	0.01040	0.00001
FT7629 TARGET HIGH QUALITY DVD 4Q 18 TERM 1920	35-2639990	30309X722	30309X730	30309X714	30309X706		FZYMRX	12/25/2018	0.03460	0.00002
FT7629 TARGET HIGH QUALITY DVD 4Q 18 TERM 1920	35-2639990	30309X722	30309X730	30309X714	30309X706		FZYMRX	1/8/2019	0.03090	0.00002
FT7630 TARGET DIVSD DVD 4Q 18 TERM 1 9 20	35-2639985	30309Y233	30309Y258	30309Y225	30309Y241		FUISZX	11/25/2018	0.01260	0.00002
FT7630 TARGET DIVSD DVD 4Q 18 TERM 1 9 20	35-2639985	30309Y233	30309Y258	30309Y225	30309Y241		FUISZX	12/25/2018	0.06290	0.00009
FT7630 TARGET GLOBAL DVD LEADERS 4Q 18 TERM 1 9 20	35-2639986	30309Y316	30309Y324	30309Y332	30309Y308		FWREIX	11/25/2018	0.02010	0.00240
FT7630 TARGET GLOBAL DVD LEADERS 4Q 18 TERM 1 9 20	35-2639986	30309Y316	30309Y324	30309Y332	30309Y308		FWREIX	12/25/2018	0.02900	0.00346
FT7630 TARGET GLOBAL DVD LEADERS 4Q 18 TERM 1 9 20	35-2639986	30309Y316	30309Y324	30309Y332	30309Y308		FWREIX	12/25/2018	0.00070	0.00008
FT7630 TARGET GLOBAL DVD LEADERS 4Q 18 TERM 1 9 20	35-2639986	30309Y316	30309Y324	30309Y332	30309Y308		FWREIX	1/8/2019	0.05140	0.00613
FT7630 TARGET VIP 4Q 18 TERM 1920	35-2639979	30309Y597	30309Y571	30309Y589	30309Y563		FNBVHX	12/25/2018	0.01750	0.00002
FT7630 TARGET VIP 4Q 18 TERM 1920	35-2639979	30309Y597	30309Y571	30309Y589	30309Y563		FNBVHX	1/8/2019	0.01670	0.00002

Issuer's Name	EIN	CUSIP 1	CUSIP 2	CUSIP 3	CUSIP 4	CUSIP 5	Ticker Symbol	Date of Corporate Action	Distribution Per Unit	Per Unit Reduction of Taxpayer's Basis
FT7564 DORSEY WRIGHT RELATIVE STRENGTH DIVIDEND PORT SER 32	35-2636349	30309Y605	30309Y613	30309Y639	30309Y621		FRIESX	11/25/2018	0.01530	0.00387
FT7564 DORSEY WRIGHT RELATIVE STRENGTH DIVIDEND PORT SER 32	35-2636349	30309Y605	30309Y613	30309Y639	30309Y621		FRIESX	12/25/2018	0.02940	0.00744
FT7564 DORSEY WRIGHT RELATIVE STRENGTH DIVIDEND PORT SER 32	35-2636349	30309Y605	30309Y613	30309Y639	30309Y621		FRIESX	1/8/2019	0.01700	0.00430
FT7565 ENERGY OPPORTUNITY PORTFOLIO SERIES 3	35-2636350	30309Y670	30309Y662	30309Y654	30309Y647		FVERIX	1/8/2019	0.04120	0.01183
FT7568 TACTICAL INCOME PORTFOLIO SERIES 54	35-2636354	30309Y712	30309Y696	30309Y704	30309Y688		FMADXS	10/25/2018	0.01110	0.00104
FT7568 TACTICAL INCOME PORTFOLIO SERIES 54	35-2636354	30309Y712	30309Y696	30309Y704	30309Y688		FMADXS	11/25/2018	0.04300	0.00404
FT7568 TACTICAL INCOME PORTFOLIO SERIES 54	35-2636354	30309Y712	30309Y696	30309Y704	30309Y688		FMADXS	12/25/2018	0.00040	0.00004
FT7568 TACTICAL INCOME PORTFOLIO SERIES 54	35-2636354	30309Y712	30309Y696	30309Y704	30309Y688		FMADXS	12/25/2018	0.04210	0.00396
FT7568 TACTICAL INCOME PORTFOLIO SERIES 54	35-2636354	30309Y712	30309Y696	30309Y704	30309Y688		FMADXS	1/8/2019	0.06260	0.00588
FT7560 FINANCIALS OPPORTUNITY PORTFOLIO SERIES 3	35-2636347	30309Y753	30309Y738	30309Y746	30309Y720		FYNRPX	12/25/2018	0.02830	0.01142
FT7605 STRATEGIC INCOME SELECT CLOSED END PORTFOLIO SER 36	35-2636345	30309Y837	30309Y811	30309Y829	30309Y803		FVIOMX	10/25/2018	0.05670	0.00575
FT7605 STRATEGIC INCOME SELECT CLOSED END PORTFOLIO SER 36	35-2636345	30309Y837	30309Y811	30309Y829	30309Y803		FVIOMX	11/25/2018	0.06420	0.00651
FT7605 STRATEGIC INCOME SELECT CLOSED END PORTFOLIO SER 36	35-2636345	30309Y837	30309Y811	30309Y829	30309Y803		FVIOMX	12/25/2018	0.06420	0.00651
FT7605 STRATEGIC INCOME SELECT CLOSED END PORTFOLIO SER 36	35-2636345	30309Y837	30309Y811	30309Y829	30309Y803		FVIOMX	1/8/2019	0.04920	0.00499
FT7588 DIVERSIFIED INCOME PORTFOLIO SERIES 5	35-2636331	30309Y860	30309Y852	30309Y878	30309Y845		FZEHRX	12/25/2018	0.03690	0.00261
FT7588 DIVERSIFIED INCOME PORTFOLIO SERIES 5	35-2636331	30309Y860	30309Y852	30309Y878	30309Y845		FZEHRX	1/8/2019	0.07390	0.00522
FT7601 EQUITY CLOSED END PORTFOLIO SERIES 50	35-2636360	30310A109	30310A125	30310A117	30310A133		FGYBHX	10/25/2018	0.04190	0.00352
FT7601 EQUITY CLOSED END PORTFOLIO SERIES 50	35-2636360	30310A109	30310A125	30310A117	30310A133		FGYBHX	11/25/2018	0.06610	0.00555
FT7601 EQUITY CLOSED END PORTFOLIO SERIES 50	35-2636360	30310A109	30310A125	30310A117	30310A133		FGYBHX	12/25/2018	0.00250	0.00021
FT7601 EQUITY CLOSED END PORTFOLIO SERIES 50	35-2636360	30310A109	30310A125	30310A117	30310A133		FGYBHX	12/25/2018	0.06610	0.00555
FT7601 EQUITY CLOSED END PORTFOLIO SERIES 50	35-2636360	30310A109	30310A125	30310A117	30310A133		FGYBHX	1/8/2019	0.05650	0.00474
FT7606 BALANCED INCOME EQUITY AND ETF OPP PORT SER 6	35-2636332	30310A166	30310A158	30310A141	30310A174		FNPLUX	10/25/2018	0.01590	0.00206
FT7606 BALANCED INCOME EQUITY AND ETF OPP PORT SER 6	35-2636332	30310A166	30310A158	30310A141	30310A174		FNPLUX	11/25/2018	0.02780	0.00360
FT7606 BALANCED INCOME EQUITY AND ETF OPP PORT SER 6	35-2636332	30310A166	30310A158	30310A141	30310A174		FNPLUX	12/25/2018	0.03980	0.00515
FT7606 BALANCED INCOME EQUITY AND ETF OPP PORT SER 6	35-2636332	30310A166	30310A158	30310A141	30310A174		FNPLUX	1/8/2019	0.02220	0.00287
FT7591 STRATEGIC INCOME ADVANTAGE OPP CLOSED END PORT SER 9	35-2636344	30310A190	30310A182	30310A216	30310A208		FVNWUX	10/25/2018	0.04650	0.01012
FT7591 STRATEGIC INCOME ADVANTAGE OPP CLOSED END PORT SER 9	35-2636344	30310A190	30310A182	30310A216	30310A208		FVNWUX	11/25/2018	0.05560	0.01210
FT7591 STRATEGIC INCOME ADVANTAGE OPP CLOSED END PORT SER 9	35-2636344	30310A190	30310A182	30310A216	30310A208		FVNWUX	12/25/2018	0.05560	0.01210
FT7591 STRATEGIC INCOME ADVANTAGE OPP CLOSED END PORT SER 9	35-2636344	30310A190	30310A182	30310A216	30310A208		FVNWUX	12/25/2018	0.00400	0.00087
FT7622 6040 STRATEGIC ALLOCATION PORT 4Q 18 TERM 11620	35-2636439	30310A257	30310A224	30310A240	30310A232		FDMGAX	11/25/2018	0.01560	0.00089
FT7622 6040 STRATEGIC ALLOCATION PORT 4Q 18 TERM 11620	35-2636439	30310A257	30310A224	30310A240	30310A232		FDMGAX	12/25/2018	0.02860	0.00164
FT7622 6040 STRATEGIC ALLOCATION PORT 4Q 18 TERM 11620	35-2636439	30310A257	30310A224	30310A240	30310A232		FDMGAX	1/8/2019	0.03040	0.00174
FT7622 7525 STRATEGIC ALLOCATION PORT 4Q 18 TERM 11620	35-2636440	30310A281	30310A265	30310A299	30310A273		FCPMOX	11/25/2018	0.01130	0.00063
FT7622 7525 STRATEGIC ALLOCATION PORT 4Q 18 TERM 11620	35-2636440	30310A281	30310A265	30310A299	30310A273		FCPMOX	12/25/2018	0.02730	0.00152
FT7622 7525 STRATEGIC ALLOCATION PORT 4Q 18 TERM 11620	35-2636440	30310A281	30310A265	30310A299	30310A273		FCPMOX	1/8/2019	0.02840	0.00158
FT7623 4060 STRATEGIC ALLOCATION PORT 4Q 18 TERM 11720	35-2640001	30310A315	30310A307	30310A323	30310A331		FETYOX	11/25/2018	0.02010	0.00125
FT7623 4060 STRATEGIC ALLOCATION PORT 4Q 18 TERM 11720	35-2640001	30310A315	30310A307	30310A323	30310A331		FETYOX	12/25/2018	0.02980	0.00185
FT7623 4060 STRATEGIC ALLOCATION PORT 4Q 18 TERM 11720	35-2640001	30310A315	30310A307	30310A323	30310A331		FETYOX	1/8/2019	0.02900	0.00180
FT7638 CORE THREE CLOSED END ALLOCATION PORTFOLIO SERIES 35	35-2636346	30310A349	30310A364	30310A356	30310A372		FJECAX	10/25/2018	0.00060	0.00001
FT7638 CORE THREE CLOSED END ALLOCATION PORTFOLIO SERIES 35	35-2636346	30310A349	30310A364	30310A356	30310A372		FJECAX	10/25/2018	0.04480	0.00092
FT7638 CORE THREE CLOSED END ALLOCATION PORTFOLIO SERIES 35	35-2636346	30310A349	30310A364	30310A356	30310A372		FJECAX	11/25/2018	0.05310	0.00109
FT7638 CORE THREE CLOSED END ALLOCATION PORTFOLIO SERIES 35	35-2636346	30310A349	30310A364	30310A356	30310A372		FJECAX	12/25/2018	0.00310	0.00006
FT7638 CORE THREE CLOSED END ALLOCATION PORTFOLIO SERIES 35	35-2636346	30310A349	30310A364	30310A356	30310A372		FJECAX	12/25/2018	0.05310	0.00109
FT7638 CORE THREE CLOSED END ALLOCATION PORTFOLIO SERIES 35	35-2636346	30310A349	30310A364	30310A356	30310A372		FJECAX	1/8/2019	0.02020	0.00041
FT7598 FIRST TRUST ETF ALLOCATION PORTFOLIO SERIES 26	35-2636425	30310A414	30310A380	30310A406	30310A398		FPZWCX	11/25/2018	0.00930	0.00003
FT7598 FIRST TRUST ETF ALLOCATION PORTFOLIO SERIES 26	35-2636425	30310A414	30310A380	30310A406	30310A398		FPZWCX	12/25/2018	0.00700	0.00002
FT7598 FIRST TRUST ETF ALLOCATION PORTFOLIO SERIES 26	35-2636425	30310A414	30310A380	30310A406	30310A398		FPZWCX	1/8/2019	0.01810	0.00006
FT7607 LOW VOLATILITY PORTFOLIO SERIES 13	35-2636390	30310A448	30310A455	30310A422	30310A430		FPYKFX	12/25/2018	0.03150	0.00350
FT7607 LOW VOLATILITY PORTFOLIO SERIES 13	35-2636390	30310A448	30310A455	30310A422	30310A430		FPYKFX	1/8/2019	0.02010	0.00223
FT7631 DIVERSIFIED FIXED INCOME ETF PORTFOLIO SERIES 36	35-2640002	30310A463	30310A497	30310A471	30310A489		FILGFX	11/25/2018	0.03150	0.00182
FT7631 DIVERSIFIED FIXED INCOME ETF PORTFOLIO SERIES 36	35-2640002	30310A463	30310A497	30310A471	30310A489		FILGFX	12/25/2018	0.03330	0.00192

Issuer's Name	EIN	CUSIP 1	CUSIP 2	CUSIP 3	CUSIP 4	CUSIP 5	Ticker Symbol	Date of Corporate Action	Distribution Per Unit	Per Unit Reduction of Taxpayer's Basis
FT7631 DIVERSIFIED FIXED INCOME ETF PORTFOLIO SERIES 36	35-2640002	30310A463	30310A497	30310A471	30310A489		FILGFX	1/8/2019	0.03500	0.00202
FT7609 GLOBAL DEEP VALUE DIVIDEND PORTFOLIO SERIES 20	35-2636392	30310A505	30310A521	30310A513	30310A539		FMCHUX	11/25/2018	0.01440	0.00159
FT7609 GLOBAL DEEP VALUE DIVIDEND PORTFOLIO SERIES 20	35-2636392	30310A505	30310A521	30310A513	30310A539		FMCHUX	12/25/2018	0.02080	0.00230
FT7609 GLOBAL DEEP VALUE DIVIDEND PORTFOLIO SERIES 20	35-2636392	30310A505	30310A521	30310A513	30310A539		FMCHUX	1/8/2019	0.02830	0.00312
FT7577 SABRIENT SMALL CAP GROWTH PORTFOLIO SERIES 20	35-2636419	30310A570	30310A547	30310A562	30310A554		FJPHTX	1/8/2019	0.01320	0.01250
FT7569 CAPITAL STRENGTH BUY WRITE PORTFOLIO SERIES 41	35-2636361	30310A620	30310A638				FOIMDX	12/25/2018	0.02520	0.00405
FT7569 CAPITAL STRENGTH BUY WRITE PORTFOLIO SERIES 41	35-2636361	30310A620	30310A638				FOIMDX	1/8/2019	0.01330	0.00214
FT7602 MEGA CAP PORTFOLIO SERIES 50	35-2636362	30310A661	30310A653	30310A646	30310A679		FVRGNX	12/25/2018	0.02370	0.00913
FT7604 PREFERRED INCOME PORTFOLIO SERIES 96	35-2636364	30310A729	30310A711	30310A703	30310A737		FKYJGX	10/25/2018	0.02760	0.01676
FT7604 PREFERRED INCOME PORTFOLIO SERIES 96	35-2636364	30310A729	30310A711	30310A703	30310A737		FKYJGX	11/25/2018	0.20670	0.12551
FT7604 PREFERRED INCOME PORTFOLIO SERIES 96	35-2636364	30310A729	30310A711	30310A703	30310A737		FKYJGX	11/25/2018	0.02920	0.01773
FT7604 PREFERRED INCOME PORTFOLIO SERIES 96	35-2636364	30310A729	30310A711	30310A703	30310A737		FKYJGX	12/25/2018	0.02920	0.01773
FT7650 SILICON VALLEY OPPORTUNITY PORTFOLIO SERIES	35-2636368	30310A752	30310A760	30310A778	30310A745		FBGYHX	1/8/2019	0.01390	0.00651
FT7570 AEROSPACE DEFENSE PORTFOLIO SERIES 22	35-2636387	30310A851	30310A844	30310A836	30310A828		FTCILX	12/25/2018	0.01640	0.00345
FT7608 INTERNATIONAL HIGH DIVIDEND EQUITY PORTFOLIO SER 35	35-2636391	30310B131	30310B115	30310B107	30310B123		FPDANX	12/25/2018	0.02920	0.00007
FT7608 INTERNATIONAL HIGH DIVIDEND EQUITY PORTFOLIO SER 35	35-2636391	30310B131	30310B115	30310B107	30310B123		FPDANX	1/8/2019	0.01510	0.00003
FT7582 RICHARD BERNSTEIN ADV TACT AMERICAN INDUS RENA 2018 2	35-2636395	30310B164	30310B149	30310B156	30310B172		FKITDX	12/25/2018	0.01420	0.01295
FT7582 RICHARD BERNSTEIN ADV TACT AMERICAN INDUS RENA 2018 2	35-2636395	30310B164	30310B149	30310B156	30310B172		FKITDX	12/25/2018	0.15490	0.14130
FT7610 AI ROBOTICS & TECHNOLOGY OPPORTUNITY PORT SERIES 5	35-2636396	30310B206	30310B180	30310B198	30310B214		FWZMQX	12/25/2018	0.01480	0.00769
FT7611 COVERED CALL SELECT CLOSED END PORTFOLIO SERIES 67	35-2636397	30310B255	30310B222	30310B248	30310B230		FQPRCX	10/25/2018	0.02880	0.00547
FT7611 COVERED CALL SELECT CLOSED END PORTFOLIO SERIES 67	35-2636397	30310B255	30310B222	30310B248	30310B230		FQPRCX	11/25/2018	0.05490	0.01044
FT7611 COVERED CALL SELECT CLOSED END PORTFOLIO SERIES 67	35-2636397	30310B255	30310B222	30310B248	30310B230		FQPRCX	12/25/2018	0.01220	0.00232
FT7611 COVERED CALL SELECT CLOSED END PORTFOLIO SERIES 67	35-2636397	30310B255	30310B222	30310B248	30310B230		FQPRCX	12/25/2018	0.05490	0.01044
FT7611 COVERED CALL SELECT CLOSED END PORTFOLIO SERIES 67	35-2636397	30310B255	30310B222	30310B248	30310B230		FQPRCX	1/8/2019	0.03010	0.00572
FT7612 INTEREST RATE HEDGE AND ETF PORTFOLIO SERIES 22	35-2636398	30310B297	30310B263	30310B271	30310B289		FNRWJX	11/25/2018	0.02210	0.00235
FT7612 INTEREST RATE HEDGE AND ETF PORTFOLIO SERIES 22	35-2636398	30310B297	30310B263	30310B271	30310B289		FNRWJX	12/25/2018	0.02920	0.00311
FT7612 INTEREST RATE HEDGE AND ETF PORTFOLIO SERIES 22	35-2636398	30310B297	30310B263	30310B271	30310B289		FNRWJX	1/8/2019	0.04760	0.00507
FT7613 SENIOR LOAN AND DIVIDEND GROWERS PORTFOLIO SERIES 20	35-2636399	30310B313	30310B321	30310B339	30310B305		FYATJX	11/25/2018	0.02440	0.00088
FT7613 SENIOR LOAN AND DIVIDEND GROWERS PORTFOLIO SERIES 20	35-2636399	30310B313	30310B321	30310B339	30310B305		FYATJX	12/25/2018	0.04530	0.00163
FT7613 SENIOR LOAN AND DIVIDEND GROWERS PORTFOLIO SERIES 20	35-2636399	30310B313	30310B321	30310B339	30310B305		FYATJX	1/8/2019	0.02820	0.00102
FT7576 RICHARD BERNSTEIN ADVISORS GLOBAL DIV KINGS SER 28	35-2636418	30310B354	30310B362	30310B347	30310B370		FENGHX	11/25/2018	0.03030	0.00655
FT7576 RICHARD BERNSTEIN ADVISORS GLOBAL DIV KINGS SER 28	35-2636418	30310B354	30310B362	30310B347	30310B370		FENGHX	12/25/2018	0.01930	0.00417
FT7576 RICHARD BERNSTEIN ADVISORS GLOBAL DIV KINGS SER 28	35-2636418	30310B354	30310B362	30310B347	30310B370		FENGHX	1/8/2019	0.01870	0.00404
FT7615 GLOBAL BOND INCOME CLOSED END PORTFOLIO SERIES 30	35-2636422	30310B438	30310B453	30310B420	30310B446		FPNKHX	10/25/2018	0.02290	0.00330
FT7615 GLOBAL BOND INCOME CLOSED END PORTFOLIO SERIES 30	35-2636422	30310B438	30310B453	30310B420	30310B446		FPNKHX	11/25/2018	0.05890	0.00848
FT7615 GLOBAL BOND INCOME CLOSED END PORTFOLIO SERIES 30	35-2636422	30310B438	30310B453	30310B420	30310B446		FPNKHX	12/25/2018	0.05890	0.00848
FT7615 GLOBAL BOND INCOME CLOSED END PORTFOLIO SERIES 30	35-2636422	30310B438	30310B453	30310B420	30310B446		FPNKHX	1/8/2019	0.03490	0.00503
FT7617 NASDAQ DIVIDEND ACHIEVERS 25 PORTFOLIO SERIES 13	35-2636424	30310B503	30310B511	30310B537	30310B529		FOAKLX	11/25/2018	0.01760	0.00052
FT7617 NASDAQ DIVIDEND ACHIEVERS 25 PORTFOLIO SERIES 13	35-2636424	30310B503	30310B511	30310B537	30310B529		FOAKLX	12/25/2018	0.02930	0.00087
FT7636 SELECT DSIP PORTFOLIO 4TH QUARTER 2018 SERIES	35-2640009	30310B586	30310B602	30310B610	30310B594		FMVBTX	12/25/2018	0.02000	0.00054
FT7636 SELECT DSIP PORTFOLIO 4TH QUARTER 2018 SERIES	35-2640009	30310B586	30310B602	30310B610	30310B594		FMVBTX	12/25/2018	0.00750	0.00020
FT7636 SELECT DSIP PORTFOLIO 4TH QUARTER 2018 SERIES	35-2640009	30310B586	30310B602	30310B610	30310B594		FMVBTX	1/8/2019	0.02910	0.00079
FT7589 MULTI SECTOR EQUITY AND ETF PORT SEPT 2018 SERIES	35-2636357	30310B644	30310B651	30310B628	30310B636		FSDCMX	12/25/2018	0.01110	0.00185
FT7589 MULTI SECTOR EQUITY AND ETF PORT SEPT 2018 SERIES	35-2636357	30310B644	30310B651	30310B628	30310B636		FSDCMX	1/8/2019	0.02840	0.00472
FT7640 SENIOR LOAN LIMITED DURATION CLOSED END PORT SER 84	35-2636430	30310B693	30310B669	30310B677	30310B685		FTWJRX	11/25/2018	0.08440	0.00225
FT7640 SENIOR LOAN LIMITED DURATION CLOSED END PORT SER 84	35-2636430	30310B693	30310B669	30310B677	30310B685		FTWJRX	12/25/2018	0.07060	0.00188
FT7640 SENIOR LOAN LIMITED DURATION CLOSED END PORT SER 84	35-2636430	30310B693	30310B669	30310B677	30310B685		FTWJRX	1/8/2019	0.05390	0.00143

Issuer's Name	EIN	CUSIP 1	CUSIP 2	CUSIP 3	CUSIP 4	CUSIP 5	Ticker Symbol	Date of Corporate Action	Distribution Per Unit	Per Unit Reduction of Taxpayer's Basis
FT7599 HIGH INCOME MODEL PORTFOLIO SERIES 2	35-2636426	30310B719	30310B727	30310B701	30310B735		FRTYAX	10/25/2018	0.01010	0.00007
FT7599 HIGH INCOME MODEL PORTFOLIO SERIES 2	35-2636426	30310B719	30310B727	30310B701	30310B735		FRTYAX	11/25/2018	0.02940	0.00020
FT7599 HIGH INCOME MODEL PORTFOLIO SERIES 2	35-2636426	30310B719	30310B727	30310B701	30310B735		FRTYAX	12/25/2018	0.02940	0.00020
FT7599 HIGH INCOME MODEL PORTFOLIO SERIES 2	35-2636426	30310B719	30310B727	30310B701	30310B735		FRTYAX	1/8/2019	0.01950	0.00013
FT7618 DIVERSIFIED HIGH INCOME CLOSED END PORT SER 34	35-2636428	30310B776	30310B750	30310B743	30310B768		FNAELX	11/25/2018	0.09380	0.00126
FT7618 DIVERSIFIED HIGH INCOME CLOSED END PORT SER 34	35-2636428	30310B776	30310B750	30310B743	30310B768		FNAELX	12/25/2018	0.07280	0.00098
FT7618 DIVERSIFIED HIGH INCOME CLOSED END PORT SER 34	35-2636428	30310B776	30310B750	30310B743	30310B768		FNAELX	1/8/2019	0.03960	0.00053
FT7590 COMMUNICATION SERVICES OPPORTUNITY PORTFOLIO SERIES	35-2636359	30310B859	30310B842	30310B834	30310B826		FYTLX	12/25/2018	0.02270	0.01094
FT7652 SR LOAN LIMITED DURATION OPP CLOSED END PORT SER 58	35-2636358	30310C139	30310C121	30310C113	30310C105		FHBOLX	10/25/2018	0.05430	0.00273
FT7652 SR LOAN LIMITED DURATION OPP CLOSED END PORT SER 58	35-2636358	30310C139	30310C121	30310C113	30310C105		FHBOLX	10/25/2018	0.00180	0.00009
FT7652 SR LOAN LIMITED DURATION OPP CLOSED END PORT SER 58	35-2636358	30310C139	30310C121	30310C113	30310C105		FHBOLX	11/25/2018	0.06220	0.00312
FT7652 SR LOAN LIMITED DURATION OPP CLOSED END PORT SER 58	35-2636358	30310C139	30310C121	30310C113	30310C105		FHBOLX	12/25/2018	0.06220	0.00312
FT7652 SR LOAN LIMITED DURATION OPP CLOSED END PORT SER 58	35-2636358	30310C139	30310C121	30310C113	30310C105		FHBOLX	1/8/2019	0.06790	0.00341
FT7649 TOP PICKS OCTOBER 2018 PORTFOLIO	35-2636427	30310C162	30310C154	30310C170	30310C147		FTMQBX	1/8/2019	0.01180	0.00482
FT7632 TECHNOLOGY OPPORTUNITY PORTFOLIO SERIES 6	35-2640003	30310C543	30310C568	30310C550	30310C576		FQBRMX	12/25/2018	0.01170	0.00164
FT7632 TECHNOLOGY OPPORTUNITY PORTFOLIO SERIES 6	35-2640003	30310C543	30310C568	30310C550	30310C576		FQBRMX	1/8/2019	0.05040	0.00707
FT7634 ETF GROWTH AND INCOME OCT 18	35-2636433	30310C584	30310C618	30310C600	30310C592		FLYVBX	11/25/2018	0.01090	0.00000
FT7634 ETF GROWTH AND INCOME OCT 18	35-2636433	30310C584	30310C618	30310C600	30310C592		FLYVBX	12/25/2018	0.01360	0.00000
FT7634 ETF GROWTH AND INCOME OCT 18	35-2636433	30310C584	30310C618	30310C600	30310C592		FLYVBX	1/8/2019	0.02610	0.00000
FT7653 STRATEGIC INC ADV SEL CLOSED END PORT SER 78	35-2636394	30310C634	30310C626	30310C642	30310C659		FRCBPX	10/25/2018	0.04130	0.00779
FT7653 STRATEGIC INC ADV SEL CLOSED END PORT SER 78	35-2636394	30310C634	30310C626	30310C642	30310C659		FRCBPX	11/25/2018	0.05650	0.01065
FT7653 STRATEGIC INC ADV SEL CLOSED END PORT SER 78	35-2636394	30310C634	30310C626	30310C642	30310C659		FRCBPX	12/25/2018	0.00280	0.00053
FT7653 STRATEGIC INC ADV SEL CLOSED END PORT SER 78	35-2636394	30310C634	30310C626	30310C642	30310C659		FRCBPX	12/25/2018	0.05650	0.01065
FT7653 STRATEGIC INC ADV SEL CLOSED END PORT SER 78	35-2636394	30310C634	30310C626	30310C642	30310C659		FRCBPX	1/8/2019	0.01130	0.00213
FT7654 EQUITY CLOSED END OPPORTUNITY PORTFOLIO SERIES 3	35-2639975	30310C667	30310C691	30310C683	30310C675		FDYPCX	11/25/2018	0.08120	0.01058
FT7654 EQUITY CLOSED END OPPORTUNITY PORTFOLIO SERIES 3	35-2639975	30310C667	30310C691	30310C683	30310C675		FDYPCX	12/25/2018	0.00170	0.00022
FT7654 EQUITY CLOSED END OPPORTUNITY PORTFOLIO SERIES 3	35-2639975	30310C667	30310C691	30310C683	30310C675		FDYPCX	12/25/2018	0.07060	0.00920
FT7654 EQUITY CLOSED END OPPORTUNITY PORTFOLIO SERIES 3	35-2639975	30310C667	30310C691	30310C683	30310C675		FDYPCX	1/8/2019	0.05810	0.00757
FT7656 STONEBRIDGE PREFERRED INCOME PORTFOLIO SERIES 20	35-2639977	30310C782	30310C816	30310C808	30310C790		FAUTHX	11/25/2018	0.05410	0.00736
FT7656 STONEBRIDGE PREFERRED INCOME PORTFOLIO SERIES 20	35-2639977	30310C782	30310C816	30310C808	30310C790		FAUTHX	12/25/2018	0.04710	0.00641
FT7656 STONEBRIDGE PREFERRED INCOME PORTFOLIO SERIES 20	35-2639977	30310C782	30310C816	30310C808	30310C790		FAUTHX	1/8/2019	0.03060	0.00416
FT7642 S&P INTERNATIONAL DIVIDEND ARISTOCRATS PORT 4Q 18	35-2640012	30310D285	30310D269	30310D277	30310D293		FCTGAX	12/25/2018	0.00340	0.00004
FT7642 S&P INTERNATIONAL DIVIDEND ARISTOCRATS PORT 4Q 18	35-2640012	30310D285	30310D269	30310D277	30310D293		FCTGAX	12/25/2018	0.02080	0.00027
FT7642 S&P INTERNATIONAL DIVIDEND ARISTOCRATS PORT 4Q 18	35-2640012	30310D285	30310D269	30310D277	30310D293		FCTGAX	1/8/2019	0.03420	0.00044
FT7660 SENIOR LOAN SELECT CLOSED END PORTFOLIO SERIES 34	35-2639974	30310D327	30310D335	30310D319	30310D301		FBYKCX	11/25/2018	0.06670	0.00124
FT7660 SENIOR LOAN SELECT CLOSED END PORTFOLIO SERIES 34	35-2639974	30310D327	30310D335	30310D319	30310D301		FBYKCX	12/25/2018	0.06360	0.00118
FT7660 SENIOR LOAN SELECT CLOSED END PORTFOLIO SERIES 34	35-2639974	30310D327	30310D335	30310D319	30310D301		FBYKCX	1/8/2019	0.05190	0.00097
FT7661 GLOBAL EQUITY INCOME CLOSED END PORTFOLIO SERIES 61	35-2640006	30310D343	30310D368	30310D350	30310D376		FLAYRX	11/25/2018	0.07010	0.01551
FT7661 GLOBAL EQUITY INCOME CLOSED END PORTFOLIO SERIES 61	35-2640006	30310D343	30310D368	30310D350	30310D376		FLAYRX	12/25/2018	0.07550	0.01670
FT7661 GLOBAL EQUITY INCOME CLOSED END PORTFOLIO SERIES 61	35-2640006	30310D343	30310D368	30310D350	30310D376		FLAYRX	1/8/2019	0.12340	0.02730
FT7662 MULTI SECTOR INCOME PORTFOLIO SERIES 42	35-2640013	30310D384	30310D400	30310D392	30310D418		FBLZTX	11/25/2018	0.01010	0.00158
FT7662 MULTI SECTOR INCOME PORTFOLIO SERIES 42	35-2640013	30310D384	30310D400	30310D392	30310D418		FBLZTX	12/25/2018	0.04490	0.00702
FT7662 MULTI SECTOR INCOME PORTFOLIO SERIES 42	35-2640013	30310D384	30310D400	30310D392	30310D418		FBLZTX	1/8/2019	0.02470	0.00386
FT7663 MUNICIPAL ADVANTAGE CLOSED END AND ETF PORT SERIES 50	35-2640035	30310D426	30310D434	30310D459	30310D442		FJINDEX	11/25/2018	0.02110	0.00095
FT7663 MUNICIPAL ADVANTAGE CLOSED END AND ETF PORT SERIES 50	35-2640035	30310D426	30310D434	30310D459	30310D442		FJINDEX	12/25/2018	0.02720	0.00122
FT7663 MUNICIPAL ADVANTAGE CLOSED END AND ETF PORT SERIES 50	35-2640035	30310D426	30310D434	30310D459	30310D442		FJINDEX	1/8/2019	0.02280	0.00103
FT7664 PREFERRED INCOME OPPORTUNITY PORTFOLIO SERIES 11	35-2640036	30310D475	30310D491	30310D483	30310D467		FJBYAX	11/25/2018	0.02110	0.00491
FT7664 PREFERRED INCOME OPPORTUNITY PORTFOLIO SERIES 11	35-2640036	30310D475	30310D491	30310D483	30310D467		FJBYAX	12/25/2018	0.04220	0.00983
FT7664 PREFERRED INCOME OPPORTUNITY PORTFOLIO SERIES 11	35-2640036	30310D475	30310D491	30310D483	30310D467		FJBYAX	1/8/2019	0.04220	0.00983
FT7665 ALTERNATIVE INCOME PORTFOLIO SERIES 30	35-2640037	30310D517	30310D509	30310D525	30310D533		FRUSHX	11/25/2018	0.01170	0.00170
FT7665 ALTERNATIVE INCOME PORTFOLIO SERIES 30	35-2640037	30310D517	30310D509	30310D525	30310D533		FRUSHX	12/25/2018	0.06010	0.00876

Issuer's Name	EIN	CUSIP 1	CUSIP 2	CUSIP 3	CUSIP 4	CUSIP 5	Ticker Symbol	Date of Corporate Action	Distribution Per Unit	Per Unit Reduction of Taxpayer's Basis
FT7665 ALTERNATIVE INCOME PORTFOLIO SERIES 30	35-2640037	30310D517	30310D509	30310D525	30310D533		FRUSHX	1/8/2019	0.05850	0.00852
FT7667 TACTICAL INCOME OPPORTUNITY PORTFOLIO SERIES 7	35-2640038	30310D608	30310D582	30310D616	30310D590		FREADX	12/25/2018	0.04770	0.00412
FT7667 TACTICAL INCOME OPPORTUNITY PORTFOLIO SERIES 7	35-2640038	30310D608	30310D582	30310D616	30310D590		FREADX	1/8/2019	0.07520	0.00650
FT7685 DIVERSIFIED INCOME GROWTH PORT WINTER 2018 SERIES	35-2642516	30310D673	30310D681	30310D699	30310D665		FUIBTX	12/25/2018	0.01350	0.00060
FT7685 DIVERSIFIED INCOME GROWTH PORT WINTER 2018 SERIES	35-2642516	30310D673	30310D681	30310D699	30310D665		FUIBTX	1/8/2019	0.01220	0.00054
FT7674 TECHNOLOGY DIVIDEND OPPORTUNITY PORTFOLIO SERIES 2	35-2640059	30310D707	30310D731	30310D723	30310D715		FNLPTX	12/25/2018	0.02140	0.00005
FT7674 TECHNOLOGY DIVIDEND OPPORTUNITY PORTFOLIO SERIES 2	35-2640059	30310D707	30310D731	30310D723	30310D715		FNLPTX	1/8/2019	0.01260	0.00003
FT7673 EQUITY INCOME OPPORTUNITY PORTFOLIO SERIES 6	35-2640052	30310E127	30310E119	30310E135	30310E101		FZTIGX	12/25/2018	0.03160	0.00004
FT7673 EQUITY INCOME OPPORTUNITY PORTFOLIO SERIES 6	35-2640052	30310E127	30310E119	30310E135	30310E101		FZTIGX	1/8/2019	0.01350	0.00002
FT7705 CORPORATE INVESTMENT GRADE LADDERED PORTFOLIO S6	35-2640034	30310E184	30310E192				FTNMZX	11/25/2018	1.34000	1.34000
FT7705 CORPORATE INVESTMENT GRADE LADDERED PORTFOLIO S6	35-2640034	30310E184	30310E192				FTNMZX	12/25/2018	3.67000	3.67000
FT7644 SABRIENT DIVIDEND OPPORTUNITY PORTFOLIO SERIES 3	35-2640042	30310E226	30310E200	30310E234	30310E218		FTYDLX	11/25/2018	0.01080	0.00173
FT7644 SABRIENT DIVIDEND OPPORTUNITY PORTFOLIO SERIES 3	35-2640042	30310E226	30310E200	30310E234	30310E218		FTYDLX	12/25/2018	0.05910	0.00949
FT7644 SABRIENT DIVIDEND OPPORTUNITY PORTFOLIO SERIES 3	35-2640042	30310E226	30310E200	30310E234	30310E218		FTYDLX	1/8/2019	0.01740	0.00279
FT7645 SABRIENT DIVIDEND PORTFOLIO SERIES 25	35-2640043	30310E275	30310E267	30310E242	30310E259		FQLKEX	11/25/2018	0.01170	0.00201
FT7645 SABRIENT DIVIDEND PORTFOLIO SERIES 25	35-2640043	30310E275	30310E267	30310E242	30310E259		FQLKEX	12/25/2018	0.05990	0.01029
FT7645 SABRIENT DIVIDEND PORTFOLIO SERIES 25	35-2640043	30310E275	30310E267	30310E242	30310E259		FQLKEX	1/8/2019	0.01070	0.00184
FT7668 GLOBAL COMMODITIES OPPORTUNITY PORTFOLIO SERIES 36	35-2640041	30310E291	30310E283	30310E309	30310E317		FPLKTX	12/25/2018	0.01100	0.00002
FT7668 GLOBAL COMMODITIES OPPORTUNITY PORTFOLIO SERIES 36	35-2640041	30310E291	30310E283	30310E309	30310E317		FPLKTX	1/8/2019	0.01870	0.00003
FT7672 EUROPEAN DEEP VALUE DIVIDEND PORTFOLIO SERIES 21	35-2640047	30310E408	30310E416	30310E432	30310E424		FWBUVX	1/8/2019	0.03240	0.00005
FT7680 HIGH DIVIDEND EQUITY PORTFOLIO SERIES 38	35-2640085	30310E580	30310E564	30310E572	30310E598		FTNBTX	12/25/2018	0.03860	0.00621
FT7684 EQUITY INCOME SELECT PORTFOLIO SERIES 59	35-2642509	30310E614	30310E630	30310E622	30310E606		FSYRPX	12/25/2018	0.02570	0.00057
FT7694 ELECTION PORTFOLIO SERIES 9	35-2640087	30310E671	30310E648	30310E655	30310E663		FEDGEX	1/8/2019	0.01480	0.00002
FT7689 PREFERRED INCOME PORTFOLIO SERIES 97	35-2642622	30310E689	30310E705	30310E713	30310E697		FQVNW	1/8/2019	0.02350	0.01450
FT7690 FINANCIALS SELECT PORTFOLIO SERIES 66	35-2642530	30310E721	30310E754	30310E747	30310E739		FZLEPX	1/8/2019	0.01550	0.00005
FT7692 UTILITIES SELECT PORTFOLIO SERIES 49	35-2642532	30310E762	30310E770	30310E788	30310E796		FNRWLX	12/25/2018	0.01720	0.00006
FT7692 UTILITIES SELECT PORTFOLIO SERIES 49	35-2642532	30310E762	30310E770	30310E788	30310E796		FNRWLX	1/8/2019	0.01450	0.00005
FT7707 STRATEGIC INCOME ADVANTAGE OPP CLOSED END PORT SER 10	35-2640014	30310E861	30310E846	30310E853	30310E879		FBEPZX	11/25/2018	0.04470	0.00384
FT7707 STRATEGIC INCOME ADVANTAGE OPP CLOSED END PORT SER 10	35-2640014	30310E861	30310E846	30310E853	30310E879		FBEPZX	12/25/2018	0.06020	0.00517
FT7707 STRATEGIC INCOME ADVANTAGE OPP CLOSED END PORT SER 10	35-2640014	30310E861	30310E846	30310E853	30310E879		FBEPZX	1/8/2019	0.02580	0.00221
FT7708 HIGH YIELD INCOME CLOSED END PORTFOLIO SERIES 83	35-2640039	30310F124	30310F108	30310F116	30310F132		FJSVEX	11/25/2018	0.04740	0.00079
FT7708 HIGH YIELD INCOME CLOSED END PORTFOLIO SERIES 83	35-2640039	30310F124	30310F108	30310F116	30310F132		FJSVEX	12/25/2018	0.06710	0.00111
FT7708 HIGH YIELD INCOME CLOSED END PORTFOLIO SERIES 83	35-2640039	30310F124	30310F108	30310F116	30310F132		FJSVEX	1/8/2019	0.05790	0.00096
FT7709 STRATEGIC INCOME ADVANTAGE SELECT CLOSED END PORT 79	35-2640040	30310F165	30310F173	30310F140	30310F157		FODKIX	11/25/2018	0.04130	0.00619
FT7709 STRATEGIC INCOME ADVANTAGE SELECT CLOSED END PORT 79	35-2640040	30310F165	30310F173	30310F140	30310F157		FODKIX	12/25/2018	0.06210	0.00931
FT7709 STRATEGIC INCOME ADVANTAGE SELECT CLOSED END PORT 79	35-2640040	30310F165	30310F173	30310F140	30310F157		FODKIX	1/8/2019	0.04430	0.00664
FT7676 GLOBAL OPPORTUNISTIC EQUITY PORTFOLIO SERIES	35-2640049	30310F207	30310F215	30310F181	30310F199		FHQEWX	12/25/2018	0.03200	0.00245
FT7676 GLOBAL OPPORTUNISTIC EQUITY PORTFOLIO SERIES	35-2640049	30310F207	30310F215	30310F181	30310F199		FHQEWX	1/8/2019	0.02620	0.00201
FT7688 BALANCED INCOME PORTFOLIO SERIES 64	35-2640063	30310F223	30310F231	30310F256	30310F249		FGUREX	12/25/2018	0.04150	0.00386
FT7688 BALANCED INCOME PORTFOLIO SERIES 64	35-2640063	30310F223	30310F231	30310F256	30310F249		FGUREX	1/8/2019	0.03020	0.00281
FT7677 US REVENUE PORTFOLIO SERIES 12	35-2640084	30310F330	30310F306	30310F322	30310F314		FLMOWX	1/8/2019	0.01240	0.00005
FT7711 BALANCED INCOME SELECT PORTFOLIO SERIES 78	35-2640044	30310F397	30310F389	30310F405	30310F413		FNEDPX	11/25/2018	0.01090	0.00052
FT7711 BALANCED INCOME SELECT PORTFOLIO SERIES 78	35-2640044	30310F397	30310F389	30310F405	30310F413		FNEDPX	12/25/2018	0.04840	0.00233
FT7711 BALANCED INCOME SELECT PORTFOLIO SERIES 78	35-2640044	30310F397	30310F389	30310F405	30310F413		FNEDPX	1/8/2019	0.04280	0.00206

Issuer's Name	EIN	CUSIP 1	CUSIP 2	CUSIP 3	CUSIP 4	CUSIP 5	Ticker Symbol	Date of Corporate Action	Distribution Per Unit	Per Unit Reduction of Taxpayer's Basis
FT7712 CALIFORNIA MUNICIPAL INC SELECT CLS END PORT SER 69	35-2640048	30310F439	30310F421	30310F447	30310F454		FLOCKX	11/25/2018	0.02120	0.00067
FT7712 CALIFORNIA MUNICIPAL INC SELECT CLS END PORT SER 69	35-2640048	30310F439	30310F421	30310F447	30310F454		FLOCKX	12/25/2018	0.03730	0.00118
FT7712 CALIFORNIA MUNICIPAL INC SELECT CLS END PORT SER 69	35-2640048	30310F439	30310F421	30310F447	30310F454		FLOCKX	1/8/2019	0.04170	0.00132
FT7714 MUNICIPAL INCOME SELECT CLOSED END PORT SERIES 98	35-2640045	30310F462	30310F496	30310F470	30310F488		FBESTX	11/25/2018	0.03440	0.00205
FT7714 MUNICIPAL INCOME SELECT CLOSED END PORT SERIES 98	35-2640045	30310F462	30310F496	30310F470	30310F488		FBESTX	12/25/2018	0.04440	0.00264
FT7714 MUNICIPAL INCOME SELECT CLOSED END PORT SERIES 98	35-2640045	30310F462	30310F496	30310F470	30310F488		FBESTX	1/8/2019	0.01530	0.00091
FT7682 AMERICAN AGENDA PORTFOLIO SERIES 7	35-2642507	30310F504	30310F520	30310F512	30310F538		FBERVX	12/25/2018	0.01360	0.00003
FT7713 BALANCED INCOME EQUITY AND ETF PORTFOLIO SERIES 34	35-2642511	30310F611	30310F603	30310F587	30310F595		FJAHLX	12/25/2018	0.02370	0.00092
FT7713 BALANCED INCOME EQUITY AND ETF PORTFOLIO SERIES 34	35-2642511	30310F611	30310F603	30310F587	30310F595		FJAHLX	1/8/2019	0.02530	0.00098
FT7686 GLOBAL DIVIDEND PORTFOLIO SERIES 57	35-2642522	30310F652	30310F629	30310F645	30310F637		FQIEUX	12/25/2018	0.01040	0.00004
FT7686 GLOBAL DIVIDEND PORTFOLIO SERIES 57	35-2642522	30310F652	30310F629	30310F645	30310F637		FQIEUX	1/8/2019	0.01150	0.00004
FT7718 INTEREST RATE HEDGE OPPORTUNITY PORTFOLIO SERIES 8	35-2640056	30310F678	30310F694	30310F660	30310F686		FTIKLX	12/25/2018	0.05000	0.00639
FT7718 INTEREST RATE HEDGE OPPORTUNITY PORTFOLIO SERIES 8	35-2640056	30310F678	30310F694	30310F660	30310F686		FTIKLX	1/8/2019	0.03890	0.00497
FT7719 BALANCED INCOME OPPORTUNITY PORTFOLIO SERIES 7	35-2640061	30310F736	30310F728	30310F702	30310F710		FTAKBX	12/25/2018	0.05230	0.00562
FT7719 BALANCED INCOME OPPORTUNITY PORTFOLIO SERIES 7	35-2640061	30310F736	30310F728	30310F702	30310F710		FTAKBX	1/8/2019	0.03790	0.00407
FT7720 TARGET DIVIDEND DOUBLE PLAY PORTFOLIO SERIES 2	35-2642506	30310F769	30310F744	30310F751	30310F777		FMLYDX	12/25/2018	0.02630	0.00004
FT7720 TARGET DIVIDEND DOUBLE PLAY PORTFOLIO SERIES 2	35-2642506	30310F769	30310F744	30310F751	30310F777		FMLYDX	1/8/2019	0.01100	0.00002
FT7715 FT INCOME PORTFOLIO SERIES	35-2640088	30310F835	30310F801	30310F819	30310F827		FYONBX	12/25/2018	0.02530	0.00002
FT7715 FT INCOME PORTFOLIO SERIES	35-2640088	30310F835	30310F801	30310F819	30310F827		FYONBX	1/8/2019	0.04480	0.00004
FT7721 MUNI INC & DIV GROWERS PORT SER 16	35-2640089	30310F868	30310F876	30310F850	30310F843		FOOLYX	1/8/2019	0.02640	0.00006
FT7717 US INFRASTRUCTURE PORTFOLIO SERIES 16	35-2642589	30310G296	30310G288	30310G312	30310G304		FSGEQX	1/8/2019	0.01230	0.00003
FT7725 SENIOR LOAN LIMITED DURATION OPP CLS END PORT SER 59	35-2642517	30310G429	30310G437	30310G411	30310G403		FTBCRX	12/25/2018	0.06530	0.00120
FT7725 SENIOR LOAN LIMITED DURATION OPP CLS END PORT SER 59	35-2642517	30310G429	30310G437	30310G411	30310G403		FTBCRX	1/8/2019	0.05880	0.00108
FT7699 STRATEGIC INCOME CLOSED END PORTFOLIO SERIES 69	35-2642569	30310G502	30310G486	30310G494	30310G510		FSKIPX	12/25/2018	0.02630	0.00203
FT7699 STRATEGIC INCOME CLOSED END PORTFOLIO SERIES 69	35-2642569	30310G502	30310G486	30310G494	30310G510		FSKIPX	1/8/2019	0.08540	0.00658
FT7727 LIMITED DURATION FIXED INCOME ETF PORTFOLIO SERIES 27	35-2642570	30310G528	30310G536	30310G551	30310G544		FWJYLY	12/25/2018	0.00950	0.00037
FT7727 LIMITED DURATION FIXED INCOME ETF PORTFOLIO SERIES 27	35-2642570	30310G528	30310G536	30310G551	30310G544		FWJYLY	1/8/2019	0.02940	0.00115
FT7704 SABRIENT DEFENSIVE EQUITY PORTFOLIO SERIES 18	35-2642576	30310G635	30310G619	30310G601	30310G627		FIZLJX	1/8/2019	0.01090	0.00053
FT7697 NEW YORK MUNICIPAL INC SELECT CLOSED END PORT SER 50	35-2642540	30310G676	30310G643	30310G668	30310G650		FWPLDX	12/25/2018	0.01330	0.00003
FT7697 NEW YORK MUNICIPAL INC SELECT CLOSED END PORT SER 50	35-2642540	30310G676	30310G643	30310G668	30310G650		FWPLDX	1/8/2019	0.01950	0.00004
FT7747 BALANCED INCOME EQUITY AND ETF OPPORTUNITY PORT SER 7	35-2642577	30310G817	30310G833	30310G825	30310G809		FLHNSX	1/8/2019	0.01670	0.00071
FT7750 SP DIVIDEND ARISTOCRATS BUY-WRITE PORTFOLIO SERIES 3	35-2642519	30310H104	30310H112				FRVQBX	12/25/2018	0.01690	0.00001
FT7750 SP DIVIDEND ARISTOCRATS BUY-WRITE PORTFOLIO SERIES 3	35-2642519	30310H104	30310H112				FRVQBX	1/8/2019	0.01260	0.00001
FT7737 DIVIDEND INCOME SELECT CLOSED END PORTFOLIO SERIES 71	35-2642520	30310H138	30310H153	30310H120	30310H146		FBDRWX	12/25/2018	0.08740	0.00464
FT7737 DIVIDEND INCOME SELECT CLOSED END PORTFOLIO SERIES 71	35-2642520	30310H138	30310H153	30310H120	30310H146		FBDRWX	1/8/2019	0.07340	0.00390
FT7771 CORE THREE CLOSED END ALLOCATION PORTFOLIO SERIES 36	35-2642533	30310H195	30310H187	30310H161	30310H179		FNDZHX	12/25/2018	0.04370	0.00115
FT7771 CORE THREE CLOSED END ALLOCATION PORTFOLIO SERIES 36	35-2642533	30310H195	30310H187	30310H161	30310H179		FNDZHX	1/8/2019	0.03070	0.00081
FT7728 SENIOR LOAN AND DIVIDEND GROWERS PORTFOLIO SERIES 21	35-2642571	30310H203	30310H211	30310H237	30310H229		FUNEZX	1/8/2019	0.05700	0.00003
FT7698 CLOUD COMPUTING PORTFOLIO SERIES 23	35-2642572	30310H252	30310H245	30310H260	30310H278		FVCBNX	1/8/2019	0.04990	0.00849
FT7702 CYBERSECURITY PORTFOLIO SERIES 14	35-2642574	30310H369	30310H377	30310H393	30310H385		FQAYGX	1/8/2019	0.05060	0.00916
FT7729 SENIOR LOAN & LIMITED DURATION CLOSED END PORT SER 85	35-2642561	30310H435	30310H419	30310H401	30310H427		FLECZX	12/25/2018	0.02630	0.00068
FT7729 SENIOR LOAN & LIMITED DURATION CLOSED END PORT SER 85	35-2642561	30310H435	30310H419	30310H401	30310H427		FLECZX	1/8/2019	0.06490	0.00167
FT7730 JANUARY EFFECT PORTFOLIO SERIES 8	35-2642544	30310H443	30310H450	30310H476	30310H468		FADYEX	1/8/2019	0.05790	0.00698

Issuer's Name	EIN	CUSIP 1	CUSIP 2	CUSIP 3	CUSIP 4	CUSIP 5	Ticker Symbol	Date of Corporate Action	Distribution Per Unit	Per Unit Reduction of Taxpayer's Basis
FT7731 COVERED CALL SELECT CLOSED END PORTFOLIO SERIES 68	35-2642590	30310H500	30310H492	30310H484	30310H518		FWGVBX	1/8/2019	0.06860	0.02601
FT7758 TACTICAL INCOME PORTFOLIO SERIES 55	35-2642624	30310H807	30310H815	30310H823	30310H831		FENCLX	1/8/2019	0.04610	0.01229
FT7759 INTEREST RATE HEDGE PORTFOLIO SERIES 121	35-2642578	30310H872	30310H849	30310H864	30310H856		FTNBLX	1/8/2019	0.03670	0.00361
FT7772 MUNICIPAL ADVANTAGE CLOSED END AND ETF PORT SER 51	35-2642545	30310J225	30310J241	30310J233	30310J258		FKDLCX	1/8/2019	0.01310	0.00009
FT7741 REIT GROWTH INCOME SELECT PORTFOLIO SERIES 48	35-2642609	30310J563	30310J597	30310J571	30310J589		FTYDJX	1/8/2019	0.04480	0.02943
FT7742 STRATEGIC DIVIDEND SELECT PORTFOLIO SERIES 35	35-2642610	30310J605	30310J639	30310J613	30310J621		FBEMX	1/8/2019	0.02130	0.00060
FT7752 EQUITY CLOSED END PORTFOLIO SERIES 51	35-2642611	30310J647	30310J670	30310J662	30310J654		FOEKLX	1/8/2019	0.05920	0.01611
FT7739 BALANCED INCOME SELECT PORTFOLIO SERIES 79	35-2642546	30310K685	30310K669	30310K693	30310K677		FARETX	12/25/2018	0.01030	0.00111
FT7739 BALANCED INCOME SELECT PORTFOLIO SERIES 79	35-2642546	30310K685	30310K669	30310K693	30310K677		FARETX	1/8/2019	0.03850	0.00415
FT7749 STRATEGIC INCOME SELECT CLOSED END PORTFOLIO SERIES 37	35-2642614	30310K727	30310K719	30310K735	30310K701		FPCQUX	1/8/2019	0.04460	0.00598
FT7776 SENIOR LOAN SELECT CLOSED END PORTFOLIO SERIES 35	35-2642591	30310L220	30310L253	30310L238	30310L246		FVRCEX	12/25/2018	0.02070	0.00000
FT7776 SENIOR LOAN SELECT CLOSED END PORTFOLIO SERIES 35	35-2642591	30310L220	30310L253	30310L238	30310L246		FVRCEX	1/8/2019	0.08510	0.00002
FT7777 STRATEGIC INCOME ADVANTAGE OPPORTUNITY CLSD END 11	35-2642592	30310L279	30310L287	30310L295	30310L261		FAUHGX	12/25/2018	0.01670	0.00410
FT7777 STRATEGIC INCOME ADVANTAGE OPPORTUNITY CLSD END 11	35-2642592	30310L279	30310L287	30310L295	30310L261		FAUHGX	1/8/2019	0.09370	0.02300
FT7778 US EQUITY CLOSED END PORTFOLIO SERIES 29	35-2642593	30310L329	30310L337	30310L303	30310L311		FWLNPX	12/25/2018	0.00630	0.00159
FT7778 US EQUITY CLOSED END PORTFOLIO SERIES 29	35-2642593	30310L329	30310L337	30310L303	30310L311		FWLNPX	1/8/2019	0.01810	0.00458
FT7779 BALANCED INCOME OPPORTUNITY PORTFOLIO SERIES 8	35-2642600	30310L378	30310L352	30310L360	30310L345		FBECXS	1/8/2019	0.02600	0.00308
FT7766 RICHARD BERNSTEIN ADVISORS GLOBAL DIVIDEND KINGS 29	35-2646058	30310L477	30310L493	30310L469	30310L485		FSIOAX	1/8/2019	0.01700	0.00512
FT7780 INTEREST RATE HEDGE OPPORTUNITY PORTFOLIO SERIES 9	35-2642602	30310L519	30310L527	30310L535	30310L501		FNOEAX	1/8/2019	0.05170	0.00543
FT7781 ALTERNATIVE INCOME PORTFOLIO SERIES 31	35-2642612	30310L543	30310L576	30310L550	30310L568		FGMAVX	1/8/2019	0.02420	0.00841
FT7791 STRATEGIC INCOME ADVANTAGE SEL CLOSED END PORT SER 80	35-2642621	30310L634	30310L642	30310L659	30310L626		FJRGMX	1/8/2019	0.07910	0.02356
FT7792 HIGH YIELD INCOME CLOSED END PORTFOLIO SERIES 84	35-2646053	30310L691	30310L683	30310L667	30310L675		FLEONX	1/8/2019	0.05050	0.00006
FT7796 SILICON VALLEY OPPORTUNITY PORTFOLIO SERIES 2	35-2646055	30310L741	30310L774	30310L766	30310L758		FDPJUX	1/8/2019	0.03490	0.00675
FT7793 GLOBAL EQUITY INCOME CLOSED END PORTFOLIO SERIES 62	35-2646054	30310L816	30310L808	30310L782	30310L790		FTRBQX	1/8/2019	0.10200	0.01995
CS 283 TAX EXEMPT MUNICIPAL INCOME TRUST, SRS 240	26-4218005	3371M5825	3371M5841	3371M5833			FTXMLX	1/25/2018	27.52000	24.94413
CS 283 TAX EXEMPT MUNICIPAL INCOME TRUST, SRS 240	26-4218005	3371M5825	3371M5841	3371M5833			FTXMLX	1/25/2018	2.41000	2.18442
CS 283 TAX EXEMPT MUNICIPAL INCOME TRUST, SRS 240	26-4218005	3371M5825	3371M5841	3371M5833			FTXMLX	2/25/2018	2.30000	2.08472
CS 283 TAX EXEMPT MUNICIPAL INCOME TRUST, SRS 240	26-4218005	3371M5825	3371M5841	3371M5833			FTXMLX	3/25/2018	2.31000	2.09378
CS 283 TAX EXEMPT MUNICIPAL INCOME TRUST, SRS 240	26-4218005	3371M5825	3371M5841	3371M5833			FTXMLX	4/25/2018	2.29000	2.07566
CS 283 TAX EXEMPT MUNICIPAL INCOME TRUST, SRS 240	26-4218005	3371M5825	3371M5841	3371M5833			FTXMLX	5/25/2018	2.29000	2.07566
CS 283 TAX EXEMPT MUNICIPAL INCOME TRUST, SRS 240	26-4218005	3371M5825	3371M5841	3371M5833			FTXMLX	6/25/2018	2.39000	2.16630
CS 283 TAX EXEMPT MUNICIPAL INCOME TRUST, SRS 240	26-4218005	3371M5825	3371M5841	3371M5833			FTXMLX	6/25/2018	7.48000	6.77987
CS 283 TAX EXEMPT MUNICIPAL INCOME TRUST, SRS 240	26-4218005	3371M5825	3371M5841	3371M5833			FTXMLX	7/25/2018	102.55000	92.95132
CS 283 TAX EXEMPT MUNICIPAL INCOME TRUST, SRS 240	26-4218005	3371M5825	3371M5841	3371M5833			FTXMLX	7/25/2018	2.16000	1.95782
CS 283 TAX EXEMPT MUNICIPAL INCOME TRUST, SRS 240	26-4218005	3371M5825	3371M5841	3371M5833			FTXMLX	8/25/2018	1.70000	1.54088
CS 283 TAX EXEMPT MUNICIPAL INCOME TRUST, SRS 240	26-4218005	3371M5825	3371M5841	3371M5833			FTXMLX	8/25/2018	71.21000	64.54474
CS 283 TAX EXEMPT MUNICIPAL INCOME TRUST, SRS 240	26-4218005	3371M5825	3371M5841	3371M5833			FTXMLX	9/25/2018	1.44000	1.30522
CS 283 TAX EXEMPT MUNICIPAL INCOME TRUST, SRS 240	26-4218005	3371M5825	3371M5841	3371M5833			FTXMLX	10/25/2018	1.44000	1.30522
CS 283 TAX EXEMPT MUNICIPAL INCOME TRUST, SRS 240	26-4218005	3371M5825	3371M5841	3371M5833			FTXMLX	11/25/2018	1.43000	1.29615
CS 283 TAX EXEMPT MUNICIPAL INCOME TRUST, SRS 240	26-4218005	3371M5825	3371M5841	3371M5833			FTXMLX	12/25/2018	1.46000	1.32334
CS 284 TAX EXEMPT MUNICIPAL INCOME TRUST, SRS 241	26-4382383	3371M5874	3371M5858	3371M5866			FTPMRX	1/25/2018	1.38000	1.08095
CS 284 TAX EXEMPT MUNICIPAL INCOME TRUST, SRS 241	26-4382383	3371M5874	3371M5858	3371M5866			FTPMRX	2/25/2018	1.40000	1.09662
CS 284 TAX EXEMPT MUNICIPAL INCOME TRUST, SRS 241	26-4382383	3371M5874	3371M5858	3371M5866			FTPMRX	3/25/2018	1.34000	1.04962
CS 284 TAX EXEMPT MUNICIPAL INCOME TRUST, SRS 241	26-4382383	3371M5874	3371M5858	3371M5866			FTPMRX	4/25/2018	1.33000	1.04179
CS 284 TAX EXEMPT MUNICIPAL INCOME TRUST, SRS 241	26-4382383	3371M5874	3371M5858	3371M5866			FTPMRX	5/25/2018	1.34000	1.04962

Issuer's Name	EIN	CUSIP 1	CUSIP 2	CUSIP 3	CUSIP 4	CUSIP 5	Ticker Symbol	Date of Corporate Action	Distribution Per Unit	Per Unit Reduction of Taxpayer's Basis
CS 284 TAX EXEMPT MUNICIPAL INCOME TRUST, SRS 241	26-4382383	3371M5874	3371M5858	3371M5866			FTPMRX	6/25/2018	1.45000	1.13579
CS 284 TAX EXEMPT MUNICIPAL INCOME TRUST, SRS 241	26-4382383	3371M5874	3371M5858	3371M5866			FTPMRX	7/25/2018	1.10000	0.86163
CS 284 TAX EXEMPT MUNICIPAL INCOME TRUST, SRS 241	26-4382383	3371M5874	3371M5858	3371M5866			FTPMRX	7/25/2018	61.43000	48.11812
CS 284 TAX EXEMPT MUNICIPAL INCOME TRUST, SRS 241	26-4382383	3371M5874	3371M5858	3371M5866			FTPMRX	8/25/2018	1.06000	0.83030
CS 284 TAX EXEMPT MUNICIPAL INCOME TRUST, SRS 241	26-4382383	3371M5874	3371M5858	3371M5866			FTPMRX	9/25/2018	1.08000	0.84596
CS 284 TAX EXEMPT MUNICIPAL INCOME TRUST, SRS 241	26-4382383	3371M5874	3371M5858	3371M5866			FTPMRX	10/25/2018	1.06000	0.83030
CS 284 TAX EXEMPT MUNICIPAL INCOME TRUST, SRS 241	26-4382383	3371M5874	3371M5858	3371M5866			FTPMRX	11/25/2018	1.07000	0.83813
CS 284 TAX EXEMPT MUNICIPAL INCOME TRUST, SRS 241	26-4382383	3371M5874	3371M5858	3371M5866			FTPMRX	12/25/2018	1.11000	0.86946
GRIT 89 THE FT GNMA RINVST INC TRST "GRIT" SRS 89	11-6584364	337335822	337335830	337335848	337335855		FGRNVX	1/31/2018	0.02113	0.00934
GRIT 89 THE FT GNMA RINVST INC TRST "GRIT" SRS 89	11-6584364	337335822	337335830	337335848	337335855		FGRNVX	2/28/2018	0.02112	0.00933
GRIT 89 THE FT GNMA RINVST INC TRST "GRIT" SRS 89	11-6584364	337335822	337335830	337335848	337335855		FGRNVX	3/29/2018	0.02097	0.00926
GRIT 89 THE FT GNMA RINVST INC TRST "GRIT" SRS 89	11-6584364	337335822	337335830	337335848	337335855		FGRNVX	4/30/2018	0.02087	0.00922
GRIT 89 THE FT GNMA RINVST INC TRST "GRIT" SRS 89	11-6584364	337335822	337335830	337335848	337335855		FGRNVX	5/31/2018	0.02076	0.00917
GRIT 89 THE FT GNMA RINVST INC TRST "GRIT" SRS 89	11-6584364	337335822	337335830	337335848	337335855		FGRNVX	6/29/2018	0.02280	0.00998
GRIT 89 THE FT GNMA RINVST INC TRST "GRIT" SRS 89	11-6584364	337335822	337335830	337335848	337335855		FGRNVX	6/29/2018	0.02354	0.01040
GRIT 89 THE FT GNMA RINVST INC TRST "GRIT" SRS 89	11-6584364	337335822	337335830	337335848	337335855		FGRNVX	7/31/2018	0.04800	0.02121
GRIT 89 THE FT GNMA RINVST INC TRST "GRIT" SRS 89	11-6584364	337335822	337335830	337335848	337335855		FGRNVX	7/31/2018	0.02048	0.00905
GRIT 89 THE FT GNMA RINVST INC TRST "GRIT" SRS 89	11-6584364	337335822	337335830	337335848	337335855		FGRNVX	8/31/2018	0.08220	0.03632
GRIT 89 THE FT GNMA RINVST INC TRST "GRIT" SRS 89	11-6584364	337335822	337335830	337335848	337335855		FGRNVX	8/31/2018	0.02019	0.00892
GRIT 89 THE FT GNMA RINVST INC TRST "GRIT" SRS 89	11-6584364	337335822	337335830	337335848	337335855		FGRNVX	9/28/2018	0.01973	0.00872
GRIT 89 THE FT GNMA RINVST INC TRST "GRIT" SRS 89	11-6584364	337335822	337335830	337335848	337335855		FGRNVX	10/31/2018	0.01983	0.00876
GRIT 89 THE FT GNMA RINVST INC TRST "GRIT" SRS 89	11-6584364	337335822	337335830	337335848	337335855		FGRNVX	11/30/2018	0.01976	0.00873
GRIT 89 THE FT GNMA RINVST INC TRST "GRIT" SRS 89	11-6584364	337335822	337335830	337335848	337335855		FGRNVX	11/30/2018	0.03340	0.01476
GRIT 89 THE FT GNMA RINVST INC TRST "GRIT" SRS 89	11-6584364	337335822	337335830	337335848	337335855		FGRNVX	12/31/2018	0.02800	0.01237
GRIT 89 THE FT GNMA RINVST INC TRST "GRIT" SRS 89	11-6584364	337335822	337335830	337335848	337335855		FGRNVX	12/31/2018	0.02107	0.00931
GNMA 91 THE FT GNMA RINVST INC TRUST, SRS 91	11-6587502	33733D148					FTADIX	1/31/2018	0.01380	0.00932
GNMA 91 THE FT GNMA RINVST INC TRUST, SRS 91	11-6587502	33733D148					FTADIX	1/31/2018	0.02720	0.01837
GNMA 91 THE FT GNMA RINVST INC TRUST, SRS 91	11-6587502	33733D148					FTADIX	2/28/2018	0.04920	0.03323
GNMA 91 THE FT GNMA RINVST INC TRUST, SRS 91	11-6587502	33733D148					FTADIX	2/28/2018	0.01390	0.00939
GNMA 91 THE FT GNMA RINVST INC TRUST, SRS 91	11-6587502	33733D148					FTADIX	3/29/2018	0.02920	0.01972
GNMA 91 THE FT GNMA RINVST INC TRUST, SRS 91	11-6587502	33733D148					FTADIX	3/29/2018	0.01364	0.00921
GNMA 91 THE FT GNMA RINVST INC TRUST, SRS 91	11-6587502	33733D148					FTADIX	4/30/2018	0.01352	0.00913
GNMA 91 THE FT GNMA RINVST INC TRUST, SRS 91	11-6587502	33733D148					FTADIX	4/30/2018	0.01540	0.01040
GNMA 91 THE FT GNMA RINVST INC TRUST, SRS 91	11-6587502	33733D148					FTADIX	5/31/2018	0.04720	0.03188
GNMA 91 THE FT GNMA RINVST INC TRUST, SRS 91	11-6587502	33733D148					FTADIX	5/31/2018	0.01339	0.00904
GNMA 91 THE FT GNMA RINVST INC TRUST, SRS 91	11-6587502	33733D148					FTADIX	6/29/2018	0.01513	0.01022
GNMA 91 THE FT GNMA RINVST INC TRUST, SRS 91	11-6587502	33733D148					FTADIX	7/31/2018	0.02990	0.02020
GNMA 91 THE FT GNMA RINVST INC TRUST, SRS 91	11-6587502	33733D148					FTADIX	7/31/2018	0.01313	0.00887
GNMA 91 THE FT GNMA RINVST INC TRUST, SRS 91	11-6587502	33733D148					FTADIX	8/31/2018	0.01110	0.00750
GNMA 91 THE FT GNMA RINVST INC TRUST, SRS 91	11-6587502	33733D148					FTADIX	8/31/2018	0.01301	0.00879
GNMA 91 THE FT GNMA RINVST INC TRUST, SRS 91	11-6587502	33733D148					FTADIX	9/28/2018	0.01292	0.00873
GNMA 91 THE FT GNMA RINVST INC TRUST, SRS 91	11-6587502	33733D148					FTADIX	9/28/2018	0.05210	0.03519
GNMA 91 THE FT GNMA RINVST INC TRUST, SRS 91	11-6587502	33733D148					FTADIX	10/31/2018	0.01265	0.00855
GNMA 91 THE FT GNMA RINVST INC TRUST, SRS 91	11-6587502	33733D148					FTADIX	10/31/2018	0.03090	0.02087
GNMA 91 THE FT GNMA RINVST INC TRUST, SRS 91	11-6587502	33733D148					FTADIX	11/30/2018	0.01257	0.00849
GNMA 91 THE FT GNMA RINVST INC TRUST, SRS 91	11-6587502	33733D148					FTADIX	11/30/2018	0.03270	0.02209
GNMA 91 THE FT GNMA RINVST INC TRUST, SRS 91	11-6587502	33733D148					FTADIX	12/31/2018	0.01267	0.00856
GNMA 91 THE FT GNMA RINVST INC TRUST, SRS 91	11-6587502	33733D148					FTADIX	12/31/2018	0.01830	0.01236
GRIT 92 THE FT GNMA RINVST INC TRST "GRIT" SRS 92	11-6590458	33733D155	33733D189	33733D171	33733D163		FGRTJX	1/31/2018	0.01743	0.01246
GRIT 92 THE FT GNMA RINVST INC TRST "GRIT" SRS 92	11-6590458	33733D155	33733D189	33733D171	33733D163		FGRTJX	2/28/2018	0.04950	0.03539
GRIT 92 THE FT GNMA RINVST INC TRST "GRIT" SRS 92	11-6590458	33733D155	33733D189	33733D171	33733D163		FGRTJX	2/28/2018	0.01774	0.01268
GRIT 92 THE FT GNMA RINVST INC TRST "GRIT" SRS 92	11-6590458	33733D155	33733D189	33733D171	33733D163		FGRTJX	3/29/2018	0.01726	0.01234
GRIT 92 THE FT GNMA RINVST INC TRST "GRIT" SRS 92	11-6590458	33733D155	33733D189	33733D171	33733D163		FGRTJX	4/30/2018	0.01717	0.01228
GRIT 92 THE FT GNMA RINVST INC TRST "GRIT" SRS 92	11-6590458	33733D155	33733D189	33733D171	33733D163		FGRTJX	5/31/2018	0.05740	0.04104
GRIT 92 THE FT GNMA RINVST INC TRST "GRIT" SRS 92	11-6590458	33733D155	33733D189	33733D171	33733D163		FGRTJX	5/31/2018	0.01709	0.01222
GRIT 92 THE FT GNMA RINVST INC TRST "GRIT" SRS 92	11-6590458	33733D155	33733D189	33733D171	33733D163		FGRTJX	6/29/2018	0.05330	0.03811
GRIT 92 THE FT GNMA RINVST INC TRST "GRIT" SRS 92	11-6590458	33733D155	33733D189	33733D171	33733D163		FGRTJX	6/29/2018	0.02019	0.01444
GRIT 92 THE FT GNMA RINVST INC TRST "GRIT" SRS 92	11-6590458	33733D155	33733D189	33733D171	33733D163		FGRTJX	7/31/2018	0.01656	0.01184
GRIT 92 THE FT GNMA RINVST INC TRST "GRIT" SRS 92	11-6590458	33733D155	33733D189	33733D171	33733D163		FGRTJX	7/31/2018	0.06630	0.04740
GRIT 92 THE FT GNMA RINVST INC TRST "GRIT" SRS 92	11-6590458	33733D155	33733D189	33733D171	33733D163		FGRTJX	8/31/2018	0.05450	0.03897
GRIT 92 THE FT GNMA RINVST INC TRST "GRIT" SRS 92	11-6590458	33733D155	33733D189	33733D171	33733D163		FGRTJX	8/31/2018	0.01624	0.01161
GRIT 92 THE FT GNMA RINVST INC TRST "GRIT" SRS 92	11-6590458	33733D155	33733D189	33733D171	33733D163		FGRTJX	9/28/2018	0.01602	0.01145
GRIT 92 THE FT GNMA RINVST INC TRST "GRIT" SRS 92	11-6590458	33733D155	33733D189	33733D171	33733D163		FGRTJX	10/31/2018	0.05820	0.04161
GRIT 92 THE FT GNMA RINVST INC TRST "GRIT" SRS 92	11-6590458	33733D155	33733D189	33733D171	33733D163		FGRTJX	10/31/2018	0.01593	0.01139

Issuer's Name	EIN	CUSIP 1	CUSIP 2	CUSIP 3	CUSIP 4	CUSIP 5	Ticker Symbol	Date of Corporate Action	Distribution Per Unit	Per Unit Reduction of Taxpayer's Basis
GRIT 97 THE FT GNMA RINVST INC TRST "GRIT", SRS 97	59-7251765	33733D346	33733D320	33733D338	33733D312		FGTJAX	8/31/2018	0.03950	0.02934
GRIT 97 THE FT GNMA RINVST INC TRST "GRIT", SRS 97	59-7251765	33733D346	33733D320	33733D338	33733D312		FGTJAX	9/28/2018	0.01960	0.01456
GRIT 97 THE FT GNMA RINVST INC TRST "GRIT", SRS 97	59-7251765	33733D346	33733D320	33733D338	33733D312		FGTJAX	9/28/2018	0.01652	0.01227
GRIT 97 THE FT GNMA RINVST INC TRST "GRIT", SRS 97	59-7251765	33733D346	33733D320	33733D338	33733D312		FGTJAX	10/31/2018	0.01638	0.01217
GRIT 97 THE FT GNMA RINVST INC TRST "GRIT", SRS 97	59-7251765	33733D346	33733D320	33733D338	33733D312		FGTJAX	10/31/2018	0.04820	0.03580
GRIT 97 THE FT GNMA RINVST INC TRST "GRIT", SRS 97	59-7251765	33733D346	33733D320	33733D338	33733D312		FGTJAX	11/30/2018	0.04700	0.03491
GRIT 97 THE FT GNMA RINVST INC TRST "GRIT", SRS 97	59-7251765	33733D346	33733D320	33733D338	33733D312		FGTJAX	11/30/2018	0.01624	0.01206
GRIT 97 THE FT GNMA RINVST INC TRST "GRIT", SRS 97	59-7251765	33733D346	33733D320	33733D338	33733D312		FGTJAX	12/31/2018	0.07400	0.05497
GRIT 97 THE FT GNMA RINVST INC TRST "GRIT", SRS 97	59-7251765	33733D346	33733D320	33733D338	33733D312		FGTJAX	12/31/2018	0.01729	0.01284
GRIT 98 THE FT GNMA RINVST INC TRST "GRIT", SRS 98	20-2787669	33733D353	33733K308	33733D379	33733D361	33733D387	FGTMYX	1/31/2018	0.02261	0.01442
GRIT 98 THE FT GNMA RINVST INC TRST "GRIT", SRS 98	20-2787669	33733D353	33733K308	33733D379	33733D361	33733D387	FGTMYX	2/28/2018	0.01320	0.00842
GRIT 98 THE FT GNMA RINVST INC TRST "GRIT", SRS 98	20-2787669	33733D353	33733K308	33733D379	33733D361	33733D387	FGTMYX	2/28/2018	0.02266	0.01445
GRIT 98 THE FT GNMA RINVST INC TRST "GRIT", SRS 98	20-2787669	33733D353	33733K308	33733D379	33733D361	33733D387	FGTMYX	3/29/2018	0.05170	0.03297
GRIT 98 THE FT GNMA RINVST INC TRST "GRIT", SRS 98	20-2787669	33733D353	33733K308	33733D379	33733D361	33733D387	FGTMYX	3/29/2018	0.02231	0.01423
GRIT 98 THE FT GNMA RINVST INC TRST "GRIT", SRS 98	20-2787669	33733D353	33733K308	33733D379	33733D361	33733D387	FGTMYX	4/30/2018	0.02197	0.01401
GRIT 98 THE FT GNMA RINVST INC TRST "GRIT", SRS 98	20-2787669	33733D353	33733K308	33733D379	33733D361	33733D387	FGTMYX	4/30/2018	0.05380	0.03431
GRIT 98 THE FT GNMA RINVST INC TRST "GRIT", SRS 98	20-2787669	33733D353	33733K308	33733D379	33733D361	33733D387	FGTMYX	5/31/2018	0.05660	0.03609
GRIT 98 THE FT GNMA RINVST INC TRST "GRIT", SRS 98	20-2787669	33733D353	33733K308	33733D379	33733D361	33733D387	FGTMYX	5/31/2018	0.02160	0.01377
GRIT 98 THE FT GNMA RINVST INC TRST "GRIT", SRS 98	20-2787669	33733D353	33733K308	33733D379	33733D361	33733D387	FGTMYX	6/29/2018	0.02284	0.01457
GRIT 98 THE FT GNMA RINVST INC TRST "GRIT", SRS 98	20-2787669	33733D353	33733K308	33733D379	33733D361	33733D387	FGTMYX	7/31/2018	0.02121	0.01353
GRIT 98 THE FT GNMA RINVST INC TRST "GRIT", SRS 98	20-2787669	33733D353	33733K308	33733D379	33733D361	33733D387	FGTMYX	7/31/2018	0.04930	0.03144
GRIT 98 THE FT GNMA RINVST INC TRST "GRIT", SRS 98	20-2787669	33733D353	33733K308	33733D379	33733D361	33733D387	FGTMYX	8/31/2018	0.02083	0.01328
GRIT 98 THE FT GNMA RINVST INC TRST "GRIT", SRS 98	20-2787669	33733D353	33733K308	33733D379	33733D361	33733D387	FGTMYX	8/31/2018	0.06000	0.03826
GRIT 98 THE FT GNMA RINVST INC TRST "GRIT", SRS 98	20-2787669	33733D353	33733K308	33733D379	33733D361	33733D387	FGTMYX	9/28/2018	0.05150	0.03284
GRIT 98 THE FT GNMA RINVST INC TRST "GRIT", SRS 98	20-2787669	33733D353	33733K308	33733D379	33733D361	33733D387	FGTMYX	9/28/2018	0.02039	0.01300
GRIT 98 THE FT GNMA RINVST INC TRST "GRIT", SRS 98	20-2787669	33733D353	33733K308	33733D379	33733D361	33733D387	FGTMYX	10/31/2018	0.03940	0.02513
GRIT 98 THE FT GNMA RINVST INC TRST "GRIT", SRS 98	20-2787669	33733D353	33733K308	33733D379	33733D361	33733D387	FGTMYX	10/31/2018	0.02005	0.01279
GRIT 98 THE FT GNMA RINVST INC TRST "GRIT", SRS 98	20-2787669	33733D353	33733K308	33733D379	33733D361	33733D387	FGTMYX	11/30/2018	0.04830	0.03080
GRIT 98 THE FT GNMA RINVST INC TRST "GRIT", SRS 98	20-2787669	33733D353	33733K308	33733D379	33733D361	33733D387	FGTMYX	11/30/2018	0.01985	0.01266
GRIT 98 THE FT GNMA RINVST INC TRST "GRIT", SRS 98	20-2787669	33733D353	33733K308	33733D379	33733D361	33733D387	FGTMYX	12/31/2018	0.02021	0.01289
GRIT 98 THE FT GNMA RINVST INC TRST "GRIT", SRS 98	20-2787669	33733D353	33733K308	33733D379	33733D361	33733D387	FGTMYX	12/31/2018	0.02620	0.01671
GNMA 99 THE FIRST TRUST GNMA, SRS 99	20-3996993	33733D411	33733D395	33733D403			FTGNJX	1/31/2018	0.00490	0.00335
GNMA 99 THE FIRST TRUST GNMA, SRS 99	20-3996993	33733D411	33733D395	33733D403			FTGNJX	2/28/2018	0.00491	0.00336
GNMA 99 THE FIRST TRUST GNMA, SRS 99	20-3996993	33733D411	33733D395	33733D403			FTGNJX	2/28/2018	0.01050	0.00718
GNMA 99 THE FIRST TRUST GNMA, SRS 99	20-3996993	33733D411	33733D395	33733D403			FTGNJX	3/29/2018	0.01040	0.00711
GNMA 99 THE FIRST TRUST GNMA, SRS 99	20-3996993	33733D411	33733D395	33733D403			FTGNJX	3/29/2018	0.00483	0.00330
GNMA 99 THE FIRST TRUST GNMA, SRS 99	20-3996993	33733D411	33733D395	33733D403			FTGNJX	4/30/2018	0.00481	0.00329
GNMA 99 THE FIRST TRUST GNMA, SRS 99	20-3996993	33733D411	33733D395	33733D403			FTGNJX	5/31/2018	0.02340	0.01600
GNMA 99 THE FIRST TRUST GNMA, SRS 99	20-3996993	33733D411	33733D395	33733D403			FTGNJX	5/31/2018	0.00475	0.00325
GNMA 99 THE FIRST TRUST GNMA, SRS 99	20-3996993	33733D411	33733D395	33733D403			FTGNJX	6/29/2018	0.00514	0.00352
GNMA 99 THE FIRST TRUST GNMA, SRS 99	20-3996993	33733D411	33733D395	33733D403			FTGNJX	6/29/2018	0.01840	0.01258
GNMA 99 THE FIRST TRUST GNMA, SRS 99	20-3996993	33733D411	33733D395	33733D403			FTGNJX	7/31/2018	0.00456	0.00312
GNMA 99 THE FIRST TRUST GNMA, SRS 99	20-3996993	33733D411	33733D395	33733D403			FTGNJX	7/31/2018	0.01350	0.00923
GNMA 99 THE FIRST TRUST GNMA, SRS 99	20-3996993	33733D411	33733D395	33733D403			FTGNJX	8/31/2018	0.00449	0.00307
GNMA 99 THE FIRST TRUST GNMA, SRS 99	20-3996993	33733D411	33733D395	33733D403			FTGNJX	9/28/2018	0.00452	0.00309
GNMA 99 THE FIRST TRUST GNMA, SRS 99	20-3996993	33733D411	33733D395	33733D403			FTGNJX	10/31/2018	0.00447	0.00306
GNMA 99 THE FIRST TRUST GNMA, SRS 99	20-3996993	33733D411	33733D395	33733D403			FTGNJX	11/30/2018	0.01270	0.00869
GNMA 99 THE FIRST TRUST GNMA, SRS 99	20-3996993	33733D411	33733D395	33733D403			FTGNJX	11/30/2018	0.00445	0.00304
GNMA 99 THE FIRST TRUST GNMA, SRS 99	20-3996993	33733D411	33733D395	33733D403			FTGNJX	12/31/2018	0.00481	0.00329
GNMA 99 THE FIRST TRUST GNMA, SRS 99	20-3996993	33733D411	33733D395	33733D403			FTGNJX	12/31/2018	0.02930	0.02004
GRIT 100 THE FT GNMA RINVST INC TRST "GRIT" SRS 100	20-5004277	33733D452	33733D460	33733D445	33733D429	33733D437	FTGRTX	1/31/2018	0.03250	0.01178
GRIT 100 THE FT GNMA RINVST INC TRST "GRIT" SRS 100	20-5004277	33733D452	33733D460	33733D445	33733D429	33733D437	FTGRTX	1/31/2018	0.01997	0.00724
GRIT 100 THE FT GNMA RINVST INC TRST "GRIT" SRS 100	20-5004277	33733D452	33733D460	33733D445	33733D429	33733D437	FTGRTX	2/28/2018	0.02003	0.00726
GRIT 100 THE FT GNMA RINVST INC TRST "GRIT" SRS 100	20-5004277	33733D452	33733D460	33733D445	33733D429	33733D437	FTGRTX	3/29/2018	0.01070	0.00388
GRIT 100 THE FT GNMA RINVST INC TRST "GRIT" SRS 100	20-5004277	33733D452	33733D460	33733D445	33733D429	33733D437	FTGRTX	3/29/2018	0.02028	0.00735
GRIT 100 THE FT GNMA RINVST INC TRST "GRIT" SRS 100	20-5004277	33733D452	33733D460	33733D445	33733D429	33733D437	FTGRTX	4/30/2018	0.02350	0.00852
GRIT 100 THE FT GNMA RINVST INC TRST "GRIT" SRS 100	20-5004277	33733D452	33733D460	33733D445	33733D429	33733D437	FTGRTX	4/30/2018	0.01941	0.00704
GRIT 100 THE FT GNMA RINVST INC TRST "GRIT" SRS 100	20-5004277	33733D452	33733D460	33733D445	33733D429	33733D437	FTGRTX	5/31/2018	0.01932	0.00700
GRIT 100 THE FT GNMA RINVST INC TRST "GRIT" SRS 100	20-5004277	33733D452	33733D460	33733D445	33733D429	33733D437	FTGRTX	5/31/2018	0.06270	0.02273
GRIT 100 THE FT GNMA RINVST INC TRST "GRIT" SRS 100	20-5004277	33733D452	33733D460	33733D445	33733D429	33733D437	FTGRTX	6/29/2018	0.02070	0.00750
GRIT 100 THE FT GNMA RINVST INC TRST "GRIT" SRS 100	20-5004277	33733D452	33733D460	33733D445	33733D429	33733D437	FTGRTX	6/29/2018	0.04910	0.01780
GRIT 100 THE FT GNMA RINVST INC TRST "GRIT" SRS 100	20-5004277	33733D452	33733D460	33733D445	33733D429	33733D437	FTGRTX	7/31/2018	0.01857	0.00673
GRIT 100 THE FT GNMA RINVST INC TRST "GRIT" SRS 100	20-5004277	33733D452	33733D460	33733D445	33733D429	33733D437	FTGRTX	7/31/2018	0.02100	0.00761
GRIT 100 THE FT GNMA RINVST INC TRST "GRIT" SRS 100	20-5004277	33733D452	33733D460	33733D445	33733D429	33733D437	FTGRTX	8/31/2018	0.02320	0.00841

Issuer's Name	EIN	CUSIP 1	CUSIP 2	CUSIP 3	CUSIP 4	CUSIP 5	Ticker Symbol	Date of Corporate Action	Distribution Per Unit	Per Unit Reduction of Taxpayer's Basis
GRIT 106 THE FT GNMA RINVST INC TRST "GRIT" SRS 106	32-0270448	33733D668	33733D692	33733D684	33733D700	33733D676	FGRJNX	1/31/2018	0.02790	0.00320
GRIT 106 THE FT GNMA RINVST INC TRST "GRIT" SRS 106	32-0270448	33733D668	33733D692	33733D684	33733D700	33733D676	FGRJNX	2/28/2018	0.02819	0.00323
GRIT 106 THE FT GNMA RINVST INC TRST "GRIT" SRS 106	32-0270448	33733D668	33733D692	33733D684	33733D700	33733D676	FGRJNX	3/29/2018	0.02871	0.00329
GRIT 106 THE FT GNMA RINVST INC TRST "GRIT" SRS 106	32-0270448	33733D668	33733D692	33733D684	33733D700	33733D676	FGRJNX	4/30/2018	0.02836	0.00325
GRIT 106 THE FT GNMA RINVST INC TRST "GRIT" SRS 106	32-0270448	33733D668	33733D692	33733D684	33733D700	33733D676	FGRJNX	5/31/2018	0.02783	0.00319
GRIT 106 THE FT GNMA RINVST INC TRST "GRIT" SRS 106	32-0270448	33733D668	33733D692	33733D684	33733D700	33733D676	FGRJNX	6/29/2018	0.03015	0.00346
GRIT 106 THE FT GNMA RINVST INC TRST "GRIT" SRS 106	32-0270448	33733D668	33733D692	33733D684	33733D700	33733D676	FGRJNX	7/31/2018	0.02780	0.00319
GRIT 106 THE FT GNMA RINVST INC TRST "GRIT" SRS 106	32-0270448	33733D668	33733D692	33733D684	33733D700	33733D676	FGRJNX	8/31/2018	0.02782	0.00319
GRIT 106 THE FT GNMA RINVST INC TRST "GRIT" SRS 106	32-0270448	33733D668	33733D692	33733D684	33733D700	33733D676	FGRJNX	9/28/2018	0.02770	0.00317
GRIT 106 THE FT GNMA RINVST INC TRST "GRIT" SRS 106	32-0270448	33733D668	33733D692	33733D684	33733D700	33733D676	FGRJNX	10/31/2018	0.02719	0.00312
GRIT 106 THE FT GNMA RINVST INC TRST "GRIT" SRS 106	32-0270448	33733D668	33733D692	33733D684	33733D700	33733D676	FGRJNX	11/30/2018	0.02743	0.00314
GRIT 106 THE FT GNMA RINVST INC TRST "GRIT" SRS 106	32-0270448	33733D668	33733D692	33733D684	33733D700	33733D676	FGRJNX	12/31/2018	0.02849	0.00326
GNMA 107 THE FIRST TRUST GNMA, SRS 107	26-4408814	33733D726	33733D718	33733D734			FTGMRX	1/31/2018	0.00479	0.00293
GNMA 107 THE FIRST TRUST GNMA, SRS 107	26-4408814	33733D726	33733D718	33733D734			FTGMRX	2/28/2018	0.00482	0.00295
GNMA 107 THE FIRST TRUST GNMA, SRS 107	26-4408814	33733D726	33733D718	33733D734			FTGMRX	2/28/2018	0.02180	0.01334
GNMA 107 THE FIRST TRUST GNMA, SRS 107	26-4408814	33733D726	33733D718	33733D734			FTGMRX	3/29/2018	0.00478	0.00293
GNMA 107 THE FIRST TRUST GNMA, SRS 107	26-4408814	33733D726	33733D718	33733D734			FTGMRX	4/30/2018	0.00477	0.00292
GNMA 107 THE FIRST TRUST GNMA, SRS 107	26-4408814	33733D726	33733D718	33733D734			FTGMRX	5/31/2018	0.00478	0.00293
GNMA 107 THE FIRST TRUST GNMA, SRS 107	26-4408814	33733D726	33733D718	33733D734			FTGMRX	6/29/2018	0.00501	0.00307
GNMA 107 THE FIRST TRUST GNMA, SRS 107	26-4408814	33733D726	33733D718	33733D734			FTGMRX	7/31/2018	0.01770	0.01083
GNMA 107 THE FIRST TRUST GNMA, SRS 107	26-4408814	33733D726	33733D718	33733D734			FTGMRX	7/31/2018	0.00470	0.00288
GNMA 107 THE FIRST TRUST GNMA, SRS 107	26-4408814	33733D726	33733D718	33733D734			FTGMRX	8/31/2018	0.04190	0.02565
GNMA 107 THE FIRST TRUST GNMA, SRS 107	26-4408814	33733D726	33733D718	33733D734			FTGMRX	8/31/2018	0.00454	0.00278
GNMA 107 THE FIRST TRUST GNMA, SRS 107	26-4408814	33733D726	33733D718	33733D734			FTGMRX	9/28/2018	0.00451	0.00276
GNMA 107 THE FIRST TRUST GNMA, SRS 107	26-4408814	33733D726	33733D718	33733D734			FTGMRX	10/31/2018	0.00450	0.00275
GNMA 107 THE FIRST TRUST GNMA, SRS 107	26-4408814	33733D726	33733D718	33733D734			FTGMRX	11/30/2018	0.00448	0.00274
GNMA 107 THE FIRST TRUST GNMA, SRS 107	26-4408814	33733D726	33733D718	33733D734			FTGMRX	12/31/2018	0.00469	0.00287
GRIT 110 THE FT GNMA RINVST INC TRST "GRIT" SRS 110	27-1596390	33733D809	33733D825	33733D817	33733D841	33733D833	FRLYJX	1/31/2018	0.03009	0.00204
GRIT 110 THE FT GNMA RINVST INC TRST "GRIT" SRS 110	27-1596390	33733D809	33733D825	33733D817	33733D841	33733D833	FRLYJX	2/28/2018	0.03032	0.00206
GRIT 110 THE FT GNMA RINVST INC TRST "GRIT" SRS 110	27-1596390	33733D809	33733D825	33733D817	33733D841	33733D833	FRLYJX	3/29/2018	0.03057	0.00208
GRIT 110 THE FT GNMA RINVST INC TRST "GRIT" SRS 110	27-1596390	33733D809	33733D825	33733D817	33733D841	33733D833	FRLYJX	4/30/2018	0.03033	0.00206
GRIT 110 THE FT GNMA RINVST INC TRST "GRIT" SRS 110	27-1596390	33733D809	33733D825	33733D817	33733D841	33733D833	FRLYJX	5/31/2018	0.02983	0.00203
GRIT 110 THE FT GNMA RINVST INC TRST "GRIT" SRS 110	27-1596390	33733D809	33733D825	33733D817	33733D841	33733D833	FRLYJX	6/29/2018	0.03200	0.00217
GRIT 110 THE FT GNMA RINVST INC TRST "GRIT" SRS 110	27-1596390	33733D809	33733D825	33733D817	33733D841	33733D833	FRLYJX	7/31/2018	0.03089	0.00210
GRIT 110 THE FT GNMA RINVST INC TRST "GRIT" SRS 110	27-1596390	33733D809	33733D825	33733D817	33733D841	33733D833	FRLYJX	8/31/2018	0.02963	0.00201
GRIT 110 THE FT GNMA RINVST INC TRST "GRIT" SRS 110	27-1596390	33733D809	33733D825	33733D817	33733D841	33733D833	FRLYJX	9/28/2018	0.02998	0.00204
GRIT 110 THE FT GNMA RINVST INC TRST "GRIT" SRS 110	27-1596390	33733D809	33733D825	33733D817	33733D841	33733D833	FRLYJX	10/31/2018	0.02966	0.00201
GRIT 110 THE FT GNMA RINVST INC TRST "GRIT" SRS 110	27-1596390	33733D809	33733D825	33733D817	33733D841	33733D833	FRLYJX	11/30/2018	0.03007	0.00204
GRIT 110 THE FT GNMA RINVST INC TRST "GRIT" SRS 110	27-1596390	33733D809	33733D825	33733D817	33733D841	33733D833	FRLYJX	12/31/2018	0.03089	0.00210
GNMA 111 THE FIRST TRUST GNMA, SRS 111	27-1595818	33733D866	33733D874	33733D858			FVEDMX	1/31/2018	0.00685	0.00357
GNMA 111 THE FIRST TRUST GNMA, SRS 111	27-1595818	33733D866	33733D874	33733D858			FVEDMX	2/28/2018	0.00694	0.00361
GNMA 111 THE FIRST TRUST GNMA, SRS 111	27-1595818	33733D866	33733D874	33733D858			FVEDMX	3/29/2018	0.00682	0.00355
GNMA 111 THE FIRST TRUST GNMA, SRS 111	27-1595818	33733D866	33733D874	33733D858			FVEDMX	4/30/2018	0.02630	0.01370
GNMA 111 THE FIRST TRUST GNMA, SRS 111	27-1595818	33733D866	33733D874	33733D858			FVEDMX	4/30/2018	0.00682	0.00355
GNMA 111 THE FIRST TRUST GNMA, SRS 111	27-1595818	33733D866	33733D874	33733D858			FVEDMX	5/31/2018	0.00668	0.00348
GNMA 111 THE FIRST TRUST GNMA, SRS 111	27-1595818	33733D866	33733D874	33733D858			FVEDMX	5/31/2018	0.01270	0.00661
GNMA 111 THE FIRST TRUST GNMA, SRS 111	27-1595818	33733D866	33733D874	33733D858			FVEDMX	6/29/2018	0.00693	0.00361
GNMA 111 THE FIRST TRUST GNMA, SRS 111	27-1595818	33733D866	33733D874	33733D858			FVEDMX	7/31/2018	0.00651	0.00339
GNMA 111 THE FIRST TRUST GNMA, SRS 111	27-1595818	33733D866	33733D874	33733D858			FVEDMX	7/31/2018	0.03120	0.01625
GNMA 111 THE FIRST TRUST GNMA, SRS 111	27-1595818	33733D866	33733D874	33733D858			FVEDMX	8/31/2018	0.00649	0.00338
GNMA 111 THE FIRST TRUST GNMA, SRS 111	27-1595818	33733D866	33733D874	33733D858			FVEDMX	9/28/2018	0.00647	0.00337
GNMA 111 THE FIRST TRUST GNMA, SRS 111	27-1595818	33733D866	33733D874	33733D858			FVEDMX	10/31/2018	0.00648	0.00337
GNMA 111 THE FIRST TRUST GNMA, SRS 111	27-1595818	33733D866	33733D874	33733D858			FVEDMX	11/30/2018	0.02010	0.01047
GNMA 111 THE FIRST TRUST GNMA, SRS 111	27-1595818	33733D866	33733D874	33733D858			FVEDMX	11/30/2018	0.00641	0.00334
GNMA 111 THE FIRST TRUST GNMA, SRS 111	27-1595818	33733D866	33733D874	33733D858			FVEDMX	12/31/2018	0.00666	0.00347
GNMA 113 THE FIRST TRUST GNMA, SRS 113	27-2980380	33733K159	33733K175	33733K167			FTBAYX	1/31/2018	0.01800	0.01166
GNMA 113 THE FIRST TRUST GNMA, SRS 113	27-2980380	33733K159	33733K175	33733K167			FTBAYX	1/31/2018	0.01248	0.00808
GNMA 113 THE FIRST TRUST GNMA, SRS 113	27-2980380	33733K159	33733K175	33733K167			FTBAYX	2/28/2018	0.01216	0.00787
GNMA 113 THE FIRST TRUST GNMA, SRS 113	27-2980380	33733K159	33733K175	33733K167			FTBAYX	2/28/2018	0.02180	0.01412
GNMA 113 THE FIRST TRUST GNMA, SRS 113	27-2980380	33733K159	33733K175	33733K167			FTBAYX	3/29/2018	0.01211	0.00784
GNMA 113 THE FIRST TRUST GNMA, SRS 113	27-2980380	33733K159	33733K175	33733K167			FTBAYX	4/30/2018	0.01172	0.00759
GNMA 113 THE FIRST TRUST GNMA, SRS 113	27-2980380	33733K159	33733K175	33733K167			FTBAYX	4/30/2018	0.08030	0.05199
GNMA 113 THE FIRST TRUST GNMA, SRS 113	27-2980380	33733K159	33733K175	33733K167			FTBAYX	5/31/2018	0.02220	0.01437

Issuer's Name	EIN	CUSIP 1	CUSIP 2	CUSIP 3	CUSIP 4	CUSIP 5	Ticker Symbol	Date of Corporate Action	Distribution Per Unit	Per Unit Reduction of Taxpayer's Basis
GNMA 113 THE FIRST TRUST GNMA, SRS 113	27-2980380	33733K159	33733K175	33733K167			FTBAYX	5/31/2018	0.01171	0.00758
GNMA 113 THE FIRST TRUST GNMA, SRS 113	27-2980380	33733K159	33733K175	33733K167			FTBAYX	6/29/2018	0.01282	0.00830
GNMA 113 THE FIRST TRUST GNMA, SRS 113	27-2980380	33733K159	33733K175	33733K167			FTBAYX	6/29/2018	0.05230	0.03386
GNMA 113 THE FIRST TRUST GNMA, SRS 113	27-2980380	33733K159	33733K175	33733K167			FTBAYX	7/31/2018	0.01150	0.00745
GNMA 113 THE FIRST TRUST GNMA, SRS 113	27-2980380	33733K159	33733K175	33733K167			FTBAYX	8/31/2018	0.01148	0.00743
GNMA 113 THE FIRST TRUST GNMA, SRS 113	27-2980380	33733K159	33733K175	33733K167			FTBAYX	9/28/2018	0.01143	0.00740
GNMA 113 THE FIRST TRUST GNMA, SRS 113	27-2980380	33733K159	33733K175	33733K167			FTBAYX	10/31/2018	0.01128	0.00730
GNMA 113 THE FIRST TRUST GNMA, SRS 113	27-2980380	33733K159	33733K175	33733K167			FTBAYX	10/31/2018	0.03460	0.02240
GNMA 113 THE FIRST TRUST GNMA, SRS 113	27-2980380	33733K159	33733K175	33733K167			FTBAYX	11/30/2018	0.01128	0.00730
GNMA 113 THE FIRST TRUST GNMA, SRS 113	27-2980380	33733K159	33733K175	33733K167			FTBAYX	11/30/2018	0.01110	0.00719
GNMA 113 THE FIRST TRUST GNMA, SRS 113	27-2980380	33733K159	33733K175	33733K167			FTBAYX	12/31/2018	0.01154	0.00747
GNMA 113 THE FIRST TRUST GNMA, SRS 113	27-2980380	33733K159	33733K175	33733K167			FTBAYX	12/31/2018	0.01150	0.00745
GNMA 114 THE FIRST TRUST GNMA, SRS 114	27-4499480	33733K191	33733K209	33733K217			FDORMX	1/31/2018	0.00881	0.00663
GNMA 114 THE FIRST TRUST GNMA, SRS 114	27-4499480	33733K191	33733K209	33733K217			FDORMX	1/31/2018	0.02830	0.02128
GNMA 114 THE FIRST TRUST GNMA, SRS 114	27-4499480	33733K191	33733K209	33733K217			FDORMX	2/28/2018	0.02310	0.01737
GNMA 114 THE FIRST TRUST GNMA, SRS 114	27-4499480	33733K191	33733K209	33733K217			FDORMX	2/28/2018	0.00872	0.00656
GNMA 114 THE FIRST TRUST GNMA, SRS 114	27-4499480	33733K191	33733K209	33733K217			FDORMX	3/29/2018	0.00812	0.00611
GNMA 114 THE FIRST TRUST GNMA, SRS 114	27-4499480	33733K191	33733K209	33733K217			FDORMX	3/29/2018	0.16680	0.12543
GNMA 114 THE FIRST TRUST GNMA, SRS 114	27-4499480	33733K191	33733K209	33733K217			FDORMX	4/30/2018	0.00806	0.00606
GNMA 114 THE FIRST TRUST GNMA, SRS 114	27-4499480	33733K191	33733K209	33733K217			FDORMX	4/30/2018	0.02080	0.01564
GNMA 114 THE FIRST TRUST GNMA, SRS 114	27-4499480	33733K191	33733K209	33733K217			FDORMX	5/31/2018	0.00800	0.00602
GNMA 114 THE FIRST TRUST GNMA, SRS 114	27-4499480	33733K191	33733K209	33733K217			FDORMX	6/29/2018	0.00924	0.00695
GNMA 114 THE FIRST TRUST GNMA, SRS 114	27-4499480	33733K191	33733K209	33733K217			FDORMX	7/31/2018	0.00785	0.00590
GNMA 114 THE FIRST TRUST GNMA, SRS 114	27-4499480	33733K191	33733K209	33733K217			FDORMX	8/31/2018	0.02650	0.01993
GNMA 114 THE FIRST TRUST GNMA, SRS 114	27-4499480	33733K191	33733K209	33733K217			FDORMX	8/31/2018	0.00777	0.00584
GNMA 114 THE FIRST TRUST GNMA, SRS 114	27-4499480	33733K191	33733K209	33733K217			FDORMX	9/28/2018	0.02380	0.01790
GNMA 114 THE FIRST TRUST GNMA, SRS 114	27-4499480	33733K191	33733K209	33733K217			FDORMX	9/28/2018	0.00777	0.00584
GNMA 114 THE FIRST TRUST GNMA, SRS 114	27-4499480	33733K191	33733K209	33733K217			FDORMX	10/31/2018	0.02360	0.01775
GNMA 114 THE FIRST TRUST GNMA, SRS 114	27-4499480	33733K191	33733K209	33733K217			FDORMX	10/31/2018	0.00765	0.00575
GNMA 114 THE FIRST TRUST GNMA, SRS 114	27-4499480	33733K191	33733K209	33733K217			FDORMX	11/30/2018	0.00750	0.00564
GNMA 114 THE FIRST TRUST GNMA, SRS 114	27-4499480	33733K191	33733K209	33733K217			FDORMX	12/31/2018	0.00788	0.00593
GRIT 116 THE FT GNMA RINVST INC TRST "GRIT" SRS 116	45-2667990	33733K266	33733K225	33733K258	33733K241	33733K233	FBONOX	1/31/2018	0.02556	0.00239
GRIT 116 THE FT GNMA RINVST INC TRST "GRIT" SRS 116	45-2667990	33733K266	33733K225	33733K258	33733K241	33733K233	FBONOX	2/28/2018	0.02583	0.00242
GRIT 116 THE FT GNMA RINVST INC TRST "GRIT" SRS 116	45-2667990	33733K266	33733K225	33733K258	33733K241	33733K233	FBONOX	3/29/2018	0.02583	0.00242
GRIT 116 THE FT GNMA RINVST INC TRST "GRIT" SRS 116	45-2667990	33733K266	33733K225	33733K258	33733K241	33733K233	FBONOX	4/30/2018	0.02582	0.00242
GRIT 116 THE FT GNMA RINVST INC TRST "GRIT" SRS 116	45-2667990	33733K266	33733K225	33733K258	33733K241	33733K233	FBONOX	5/31/2018	0.02584	0.00242
GRIT 116 THE FT GNMA RINVST INC TRST "GRIT" SRS 116	45-2667990	33733K266	33733K225	33733K258	33733K241	33733K233	FBONOX	6/29/2018	0.02753	0.00258
GRIT 116 THE FT GNMA RINVST INC TRST "GRIT" SRS 116	45-2667990	33733K266	33733K225	33733K258	33733K241	33733K233	FBONOX	7/31/2018	0.02577	0.00241
GRIT 116 THE FT GNMA RINVST INC TRST "GRIT" SRS 116	45-2667990	33733K266	33733K225	33733K258	33733K241	33733K233	FBONOX	8/31/2018	0.02573	0.00241
GRIT 116 THE FT GNMA RINVST INC TRST "GRIT" SRS 116	45-2667990	33733K266	33733K225	33733K258	33733K241	33733K233	FBONOX	9/28/2018	0.02569	0.00241
GRIT 116 THE FT GNMA RINVST INC TRST "GRIT" SRS 116	45-2667990	33733K266	33733K225	33733K258	33733K241	33733K233	FBONOX	10/31/2018	0.02566	0.00240
GRIT 116 THE FT GNMA RINVST INC TRST "GRIT" SRS 116	45-2667990	33733K266	33733K225	33733K258	33733K241	33733K233	FBONOX	11/30/2018	0.02578	0.00242
GRIT 116 THE FT GNMA RINVST INC TRST "GRIT" SRS 116	45-2667990	33733K266	33733K225	33733K258	33733K241	33733K233	FBONOX	12/31/2018	0.02678	0.00251
GNMA 115 THE FIRST TRUST GNMA, SRS 115	45-2667979	33733K282	33733K290	33733K274			FMITSX	1/31/2018	0.01610	0.01169
GNMA 115 THE FIRST TRUST GNMA, SRS 115	45-2667979	33733K282	33733K290	33733K274			FMITSX	1/31/2018	0.00977	0.00710
GNMA 115 THE FIRST TRUST GNMA, SRS 115	45-2667979	33733K282	33733K290	33733K274			FMITSX	2/28/2018	0.00950	0.00690
GNMA 115 THE FIRST TRUST GNMA, SRS 115	45-2667979	33733K282	33733K290	33733K274			FMITSX	2/28/2018	0.02670	0.01939
GNMA 115 THE FIRST TRUST GNMA, SRS 115	45-2667979	33733K282	33733K290	33733K274			FMITSX	3/29/2018	0.06410	0.04656
GNMA 115 THE FIRST TRUST GNMA, SRS 115	45-2667979	33733K282	33733K290	33733K274			FMITSX	3/29/2018	0.00934	0.00678
GNMA 115 THE FIRST TRUST GNMA, SRS 115	45-2667979	33733K282	33733K290	33733K274			FMITSX	4/30/2018	0.00921	0.00669
GNMA 115 THE FIRST TRUST GNMA, SRS 115	45-2667979	33733K282	33733K290	33733K274			FMITSX	5/31/2018	0.00920	0.00668
GNMA 115 THE FIRST TRUST GNMA, SRS 115	45-2667979	33733K282	33733K290	33733K274			FMITSX	6/29/2018	0.00982	0.00713
GNMA 115 THE FIRST TRUST GNMA, SRS 115	45-2667979	33733K282	33733K290	33733K274			FMITSX	7/31/2018	0.00904	0.00657
GNMA 115 THE FIRST TRUST GNMA, SRS 115	45-2667979	33733K282	33733K290	33733K274			FMITSX	7/31/2018	0.02680	0.01946
GNMA 115 THE FIRST TRUST GNMA, SRS 115	45-2667979	33733K282	33733K290	33733K274			FMITSX	8/31/2018	0.02570	0.01867
GNMA 115 THE FIRST TRUST GNMA, SRS 115	45-2667979	33733K282	33733K290	33733K274			FMITSX	8/31/2018	0.00895	0.00650
GNMA 115 THE FIRST TRUST GNMA, SRS 115	45-2667979	33733K282	33733K290	33733K274			FMITSX	9/28/2018	0.08990	0.06529
GNMA 115 THE FIRST TRUST GNMA, SRS 115	45-2667979	33733K282	33733K290	33733K274			FMITSX	9/28/2018	0.00863	0.00627
GNMA 115 THE FIRST TRUST GNMA, SRS 115	45-2667979	33733K282	33733K290	33733K274			FMITSX	10/31/2018	0.02230	0.01620
GNMA 115 THE FIRST TRUST GNMA, SRS 115	45-2667979	33733K282	33733K290	33733K274			FMITSX	10/31/2018	0.00862	0.00626
GNMA 115 THE FIRST TRUST GNMA, SRS 115	45-2667979	33733K282	33733K290	33733K274			FMITSX	11/30/2018	0.00865	0.00628
GNMA 115 THE FIRST TRUST GNMA, SRS 115	45-2667979	33733K282	33733K290	33733K274			FMITSX	12/31/2018	0.00923	0.00670
GRIT 90 THE FT GNMA RINVST INC TRST "GRIT" SRS 90	11-6584365	33733K340	33733D114	33733D122	33733D130	33733D106	FGRVIX	1/31/2018	0.02020	0.01048

Issuer's Name	EIN	CUSIP 1	CUSIP 2	CUSIP 3	CUSIP 4	CUSIP 5	Ticker Symbol	Date of Corporate Action	Distribution Per Unit	Per Unit Reduction of Taxpayer's Basis
GRIT 119 THE FT GNMA RINVST INC TRST "GRIT" SRS 119	35-2463517	33733K456	33733K431	33733K464	33733K472	33733K449	FRAHNX	12/31/2018	0.02215	0.00208
GRIT 120 THE FT GNMA RINVST INC TRST "GRIT" SRS 120	35-2490207	33733K498	33733K480	33733K522	33733K506	33733K514	FHYTDX	1/31/2018	0.03462	0.00555
GRIT 120 THE FT GNMA RINVST INC TRST "GRIT" SRS 120	35-2490207	33733K498	33733K480	33733K522	33733K506	33733K514	FHYTDX	2/28/2018	0.03404	0.00546
GRIT 120 THE FT GNMA RINVST INC TRST "GRIT" SRS 120	35-2490207	33733K498	33733K480	33733K522	33733K506	33733K514	FHYTDX	3/29/2018	0.03385	0.00543
GRIT 120 THE FT GNMA RINVST INC TRST "GRIT" SRS 120	35-2490207	33733K498	33733K480	33733K522	33733K506	33733K514	FHYTDX	4/30/2018	0.03385	0.00543
GRIT 120 THE FT GNMA RINVST INC TRST "GRIT" SRS 120	35-2490207	33733K498	33733K480	33733K522	33733K506	33733K514	FHYTDX	5/31/2018	0.03371	0.00541
GRIT 120 THE FT GNMA RINVST INC TRST "GRIT" SRS 120	35-2490207	33733K498	33733K480	33733K522	33733K506	33733K514	FHYTDX	6/29/2018	0.03489	0.00560
GRIT 120 THE FT GNMA RINVST INC TRST "GRIT" SRS 120	35-2490207	33733K498	33733K480	33733K522	33733K506	33733K514	FHYTDX	7/31/2018	0.03369	0.00540
GRIT 120 THE FT GNMA RINVST INC TRST "GRIT" SRS 120	35-2490207	33733K498	33733K480	33733K522	33733K506	33733K514	FHYTDX	8/31/2018	0.03365	0.00540
GRIT 120 THE FT GNMA RINVST INC TRST "GRIT" SRS 120	35-2490207	33733K498	33733K480	33733K522	33733K506	33733K514	FHYTDX	9/28/2018	0.03362	0.00539
GRIT 120 THE FT GNMA RINVST INC TRST "GRIT" SRS 120	35-2490207	33733K498	33733K480	33733K522	33733K506	33733K514	FHYTDX	10/31/2018	0.03355	0.00538
GRIT 120 THE FT GNMA RINVST INC TRST "GRIT" SRS 120	35-2490207	33733K498	33733K480	33733K522	33733K506	33733K514	FHYTDX	11/30/2018	0.03333	0.00535
GRIT 120 THE FT GNMA RINVST INC TRST "GRIT" SRS 120	35-2490207	33733K498	33733K480	33733K522	33733K506	33733K514	FHYTDX	12/31/2018	0.03376	0.00542
GRIT 82 THE FT GNMA RINVST INC TRST "GRIT" SRS 82	13-7320098	33733P109	33733P117	30267C843	30267C850	33733K324	FGNRX	1/31/2018	0.01772	0.01160
GRIT 82 THE FT GNMA RINVST INC TRST "GRIT" SRS 82	13-7320098	33733P109	33733P117	30267C843	30267C850	33733K324	FGNRX	2/28/2018	0.04500	0.02947
GRIT 82 THE FT GNMA RINVST INC TRST "GRIT" SRS 82	13-7320098	33733P109	33733P117	30267C843	30267C850	33733K324	FGNRX	2/28/2018	0.01765	0.01156
GRIT 82 THE FT GNMA RINVST INC TRST "GRIT" SRS 82	13-7320098	33733P109	33733P117	30267C843	30267C850	33733K324	FGNRX	3/29/2018	0.01730	0.01133
GRIT 82 THE FT GNMA RINVST INC TRST "GRIT" SRS 82	13-7320098	33733P109	33733P117	30267C843	30267C850	33733K324	FGNRX	3/29/2018	0.04170	0.02731
GRIT 82 THE FT GNMA RINVST INC TRST "GRIT" SRS 82	13-7320098	33733P109	33733P117	30267C843	30267C850	33733K324	FGNRX	4/30/2018	0.04930	0.03229
GRIT 82 THE FT GNMA RINVST INC TRST "GRIT" SRS 82	13-7320098	33733P109	33733P117	30267C843	30267C850	33733K324	FGNRX	4/30/2018	0.01706	0.01117
GRIT 82 THE FT GNMA RINVST INC TRST "GRIT" SRS 82	13-7320098	33733P109	33733P117	30267C843	30267C850	33733K324	FGNRX	5/31/2018	0.01677	0.01098
GRIT 82 THE FT GNMA RINVST INC TRST "GRIT" SRS 82	13-7320098	33733P109	33733P117	30267C843	30267C850	33733K324	FGNRX	5/31/2018	0.04500	0.02947
GRIT 82 THE FT GNMA RINVST INC TRST "GRIT" SRS 82	13-7320098	33733P109	33733P117	30267C843	30267C850	33733K324	FGNRX	6/29/2018	0.01836	0.01202
GRIT 82 THE FT GNMA RINVST INC TRST "GRIT" SRS 82	13-7320098	33733P109	33733P117	30267C843	30267C850	33733K324	FGNRX	6/29/2018	0.05110	0.03347
GRIT 82 THE FT GNMA RINVST INC TRST "GRIT" SRS 82	13-7320098	33733P109	33733P117	30267C843	30267C850	33733K324	FGNRX	7/31/2018	0.02900	0.01899
GRIT 82 THE FT GNMA RINVST INC TRST "GRIT" SRS 82	13-7320098	33733P109	33733P117	30267C843	30267C850	33733K324	FGNRX	7/31/2018	0.01628	0.01066
GRIT 82 THE FT GNMA RINVST INC TRST "GRIT" SRS 82	13-7320098	33733P109	33733P117	30267C843	30267C850	33733K324	FGNRX	8/31/2018	0.01605	0.01051
GRIT 82 THE FT GNMA RINVST INC TRST "GRIT" SRS 82	13-7320098	33733P109	33733P117	30267C843	30267C850	33733K324	FGNRX	8/31/2018	0.01620	0.01061
GRIT 82 THE FT GNMA RINVST INC TRST "GRIT" SRS 82	13-7320098	33733P109	33733P117	30267C843	30267C850	33733K324	FGNRX	9/28/2018	0.04750	0.03111
GRIT 82 THE FT GNMA RINVST INC TRST "GRIT" SRS 82	13-7320098	33733P109	33733P117	30267C843	30267C850	33733K324	FGNRX	9/28/2018	0.01590	0.01041
GRIT 82 THE FT GNMA RINVST INC TRST "GRIT" SRS 82	13-7320098	33733P109	33733P117	30267C843	30267C850	33733K324	FGNRX	10/31/2018	0.02650	0.01735
GRIT 82 THE FT GNMA RINVST INC TRST "GRIT" SRS 82	13-7320098	33733P109	33733P117	30267C843	30267C850	33733K324	FGNRX	10/31/2018	0.01564	0.01024
GRIT 82 THE FT GNMA RINVST INC TRST "GRIT" SRS 82	13-7320098	33733P109	33733P117	30267C843	30267C850	33733K324	FGNRX	11/30/2018	0.01580	0.01035
GRIT 82 THE FT GNMA RINVST INC TRST "GRIT" SRS 82	13-7320098	33733P109	33733P117	30267C843	30267C850	33733K324	FGNRX	12/31/2018	0.01662	0.01088
GRIT 82 THE FT GNMA RINVST INC TRST "GRIT" SRS 82	13-7320098	33733P109	33733P117	30267C843	30267C850	33733K324	FGNRX	12/31/2018	0.02070	0.01356
GRIT 84 THE FT GNMA RINVST INC TRST "GRIT" SRS 84	13-7331942	33733P869	33733P877	30267D106	30267D114		FGRINX	1/31/2018	0.08490	0.06705
GRIT 84 THE FT GNMA RINVST INC TRST "GRIT" SRS 84	13-7331942	33733P869	33733P877	30267D106	30267D114		FGRINX	1/31/2018	0.01519	0.01200
GRIT 84 THE FT GNMA RINVST INC TRST "GRIT" SRS 84	13-7331942	33733P869	33733P877	30267D106	30267D114		FGRINX	2/28/2018	0.01670	0.01319
GRIT 84 THE FT GNMA RINVST INC TRST "GRIT" SRS 84	13-7331942	33733P869	33733P877	30267D106	30267D114		FGRINX	2/28/2018	0.01484	0.01172
GRIT 84 THE FT GNMA RINVST INC TRST "GRIT" SRS 84	13-7331942	33733P869	33733P877	30267D106	30267D114		FGRINX	3/29/2018	0.01040	0.08009
GRIT 84 THE FT GNMA RINVST INC TRST "GRIT" SRS 84	13-7331942	33733P869	33733P877	30267D106	30267D114		FGRINX	3/29/2018	0.01470	0.01161
GRIT 84 THE FT GNMA RINVST INC TRST "GRIT" SRS 84	13-7331942	33733P869	33733P877	30267D106	30267D114		FGRINX	4/30/2018	0.13150	0.10386
GRIT 84 THE FT GNMA RINVST INC TRST "GRIT" SRS 84	13-7331942	33733P869	33733P877	30267D106	30267D114		FGRINX	4/30/2018	0.01421	0.01122
GRIT 84 THE FT GNMA RINVST INC TRST "GRIT" SRS 84	13-7331942	33733P869	33733P877	30267D106	30267D114		FGRINX	5/31/2018	0.01920	0.01516
GRIT 84 THE FT GNMA RINVST INC TRST "GRIT" SRS 84	13-7331942	33733P869	33733P877	30267D106	30267D114		FGRINX	5/31/2018	0.01355	0.01070
GRIT 84 THE FT GNMA RINVST INC TRST "GRIT" SRS 84	13-7331942	33733P869	33733P877	30267D106	30267D114		FGRINX	6/29/2018	0.01477	0.01167
GRIT 84 THE FT GNMA RINVST INC TRST "GRIT" SRS 84	13-7331942	33733P869	33733P877	30267D106	30267D114		FGRINX	6/29/2018	0.04060	0.03207
GRIT 84 THE FT GNMA RINVST INC TRST "GRIT" SRS 84	13-7331942	33733P869	33733P877	30267D106	30267D114		FGRINX	7/31/2018	0.04790	0.03783
GRIT 84 THE FT GNMA RINVST INC TRST "GRIT" SRS 84	13-7331942	33733P869	33733P877	30267D106	30267D114		FGRINX	7/31/2018	0.01321	0.01043
GRIT 84 THE FT GNMA RINVST INC TRST "GRIT" SRS 84	13-7331942	33733P869	33733P877	30267D106	30267D114		FGRINX	8/31/2018	0.04860	0.03838
GRIT 84 THE FT GNMA RINVST INC TRST "GRIT" SRS 84	13-7331942	33733P869	33733P877	30267D106	30267D114		FGRINX	8/31/2018	0.01296	0.01024
GRIT 84 THE FT GNMA RINVST INC TRST "GRIT" SRS 84	13-7331942	33733P869	33733P877	30267D106	30267D114		FGRINX	9/28/2018	0.01272	0.01005
GRIT 84 THE FT GNMA RINVST INC TRST "GRIT" SRS 84	13-7331942	33733P869	33733P877	30267D106	30267D114		FGRINX	9/28/2018	0.04500	0.03554
GRIT 84 THE FT GNMA RINVST INC TRST "GRIT" SRS 84	13-7331942	33733P869	33733P877	30267D106	30267D114		FGRINX	10/31/2018	0.01251	0.00988
GRIT 84 THE FT GNMA RINVST INC TRST "GRIT" SRS 84	13-7331942	33733P869	33733P877	30267D106	30267D114		FGRINX	10/31/2018	0.03370	0.02662
GRIT 84 THE FT GNMA RINVST INC TRST "GRIT" SRS 84	13-7331942	33733P869	33733P877	30267D106	30267D114		FGRINX	11/30/2018	0.01249	0.00986
GRIT 84 THE FT GNMA RINVST INC TRST "GRIT" SRS 84	13-7331942	33733P869	33733P877	30267D106	30267D114		FGRINX	12/31/2018	0.03910	0.03088
GRIT 84 THE FT GNMA RINVST INC TRST "GRIT" SRS 84	13-7331942	33733P869	33733P877	30267D106	30267D114		FGRINX	12/31/2018	0.01285	0.01015
CS 285 TAX EXEMPT MUNICIPAL INCOME TRUST, SRS 242	26-4435499	33735L106	33735L122	33735L114			FSKBIX	1/25/2018	1.97000	1.80019
CS 285 TAX EXEMPT MUNICIPAL INCOME TRUST, SRS 242	26-4435499	33735L106	33735L122	33735L114			FSKBIX	2/25/2018	1.99000	1.81846
CS 285 TAX EXEMPT MUNICIPAL INCOME TRUST, SRS 242	26-4435499	33735L106	33735L122	33735L114			FSKBIX	3/25/2018	1.98000	1.80932
CS 285 TAX EXEMPT MUNICIPAL INCOME TRUST, SRS 242	26-4435499	33735L106	33735L122	33735L114			FSKBIX	4/25/2018	1.98000	1.80932
CS 285 TAX EXEMPT MUNICIPAL INCOME TRUST, SRS 242	26-4435499	33735L106	33735L122	33735L114			FSKBIX	5/25/2018	2.00000	1.82760

Issuer's Name	EIN	CUSIP 1	CUSIP 2	CUSIP 3	CUSIP 4	CUSIP 5	Ticker Symbol	Date of Corporate Action	Distribution Per Unit	Per Unit Reduction of Taxpayer's Basis
CS 285 TAX EXEMPT MUNICIPAL INCOME TRUST, SRS 242	26-4435499	33735L106	33735L122	33735L114			FSKBIX	6/25/2018	2.09000	1.90984
CS 285 TAX EXEMPT MUNICIPAL INCOME TRUST, SRS 242	26-4435499	33735L106	33735L106	33735L114			FSKBIX	7/25/2018	2.01000	1.83674
CS 285 TAX EXEMPT MUNICIPAL INCOME TRUST, SRS 242	26-4435499	33735L106	33735L122	33735L114			FSKBIX	8/25/2018	1.99000	1.81846
CS 285 TAX EXEMPT MUNICIPAL INCOME TRUST, SRS 242	26-4435499	33735L106	33735L122	33735L114			FSKBIX	9/25/2018	1.98000	1.80932
CS 285 TAX EXEMPT MUNICIPAL INCOME TRUST, SRS 242	26-4435499	33735L106	33735L122	33735L114			FSKBIX	10/25/2018	120.57000	110.17687
CS 285 TAX EXEMPT MUNICIPAL INCOME TRUST, SRS 242	26-4435499	33735L106	33735L122	33735L114			FSKBIX	10/25/2018	1.80000	1.64484
CS 285 TAX EXEMPT MUNICIPAL INCOME TRUST, SRS 242	26-4435499	33735L106	33735L122	33735L114			FSKBIX	11/25/2018	1.32000	1.20622
CS 285 TAX EXEMPT MUNICIPAL INCOME TRUST, SRS 242	26-4435499	33735L106	33735L122	33735L114			FSKBIX	12/25/2018	102.04000	93.24415
CS 285 TAX EXEMPT MUNICIPAL INCOME TRUST, SRS 242	26-4435499	33735L106	33735L122	33735L114			FSKBIX	12/25/2018	0.96000	0.87725
CS 286 TAX EXEMPT MUNICIPAL INCOME TRUST, SRS 243	26-4620686	33735L130	33735L155	33735L148			FTLPRX	1/25/2018	3.12000	2.62891
CS 286 TAX EXEMPT MUNICIPAL INCOME TRUST, SRS 243	26-4620686	33735L130	33735L155	33735L148			FTLPRX	2/25/2018	3.02000	2.54465
CS 286 TAX EXEMPT MUNICIPAL INCOME TRUST, SRS 243	26-4620686	33735L130	33735L155	33735L148			FTLPRX	2/25/2018	13.45000	11.33297
CS 286 TAX EXEMPT MUNICIPAL INCOME TRUST, SRS 243	26-4620686	33735L130	33735L155	33735L148			FTLPRX	3/25/2018	2.96000	2.49410
CS 286 TAX EXEMPT MUNICIPAL INCOME TRUST, SRS 243	26-4620686	33735L130	33735L155	33735L148			FTLPRX	4/25/2018	3.05000	2.56993
CS 286 TAX EXEMPT MUNICIPAL INCOME TRUST, SRS 243	26-4620686	33735L130	33735L155	33735L148			FTLPRX	5/25/2018	2.98000	2.51095
CS 286 TAX EXEMPT MUNICIPAL INCOME TRUST, SRS 243	26-4620686	33735L130	33735L155	33735L148			FTLPRX	5/25/2018	32.10000	27.04746
CS 286 TAX EXEMPT MUNICIPAL INCOME TRUST, SRS 243	26-4620686	33735L130	33735L155	33735L148			FTLPRX	6/25/2018	3.08000	2.59521
CS 286 TAX EXEMPT MUNICIPAL INCOME TRUST, SRS 243	26-4620686	33735L130	33735L155	33735L148			FTLPRX	7/25/2018	2.88000	2.42669
CS 286 TAX EXEMPT MUNICIPAL INCOME TRUST, SRS 243	26-4620686	33735L130	33735L155	33735L148			FTLPRX	7/25/2018	32.00000	26.96320
CS 286 TAX EXEMPT MUNICIPAL INCOME TRUST, SRS 243	26-4620686	33735L130	33735L155	33735L148			FTLPRX	8/25/2018	2.79000	2.35085
CS 286 TAX EXEMPT MUNICIPAL INCOME TRUST, SRS 243	26-4620686	33735L130	33735L155	33735L148			FTLPRX	9/25/2018	24.54000	20.67740
CS 286 TAX EXEMPT MUNICIPAL INCOME TRUST, SRS 243	26-4620686	33735L130	33735L155	33735L148			FTLPRX	9/25/2018	2.75000	2.31715
CS 286 TAX EXEMPT MUNICIPAL INCOME TRUST, SRS 243	26-4620686	33735L130	33735L155	33735L148			FTLPRX	10/25/2018	2.59000	2.18233
CS 286 TAX EXEMPT MUNICIPAL INCOME TRUST, SRS 243	26-4620686	33735L130	33735L155	33735L148			FTLPRX	11/25/2018	53.37000	44.96956
CS 286 TAX EXEMPT MUNICIPAL INCOME TRUST, SRS 243	26-4620686	33735L130	33735L155	33735L148			FTLPRX	11/25/2018	2.47000	2.08122
CS 286 TAX EXEMPT MUNICIPAL INCOME TRUST, SRS 243	26-4620686	33735L130	33735L155	33735L148			FTLPRX	12/25/2018	2.35000	1.98011
CS 287 TAX EXEMPT MUNICIPAL INCOME TRUST, SRS 244	26-4789875	33735L171	33735L189	33735L163			FTRVNX	1/25/2018	1.94000	1.66219
CS 287 TAX EXEMPT MUNICIPAL INCOME TRUST, SRS 244	26-4789875	33735L171	33735L189	33735L163			FTRVNX	2/25/2018	2.01000	1.72217
CS 287 TAX EXEMPT MUNICIPAL INCOME TRUST, SRS 244	26-4789875	33735L171	33735L189	33735L163			FTRVNX	3/25/2018	2.01000	1.72217
CS 287 TAX EXEMPT MUNICIPAL INCOME TRUST, SRS 244	26-4789875	33735L171	33735L189	33735L163			FTRVNX	4/25/2018	2.02000	1.73074
CS 287 TAX EXEMPT MUNICIPAL INCOME TRUST, SRS 244	26-4789875	33735L171	33735L189	33735L163			FTRVNX	5/25/2018	2.01000	1.72217
CS 287 TAX EXEMPT MUNICIPAL INCOME TRUST, SRS 244	26-4789875	33735L171	33735L189	33735L163			FTRVNX	6/25/2018	2.15000	1.84212
CS 287 TAX EXEMPT MUNICIPAL INCOME TRUST, SRS 244	26-4789875	33735L171	33735L189	33735L163			FTRVNX	7/25/2018	2.03000	1.73930
CS 287 TAX EXEMPT MUNICIPAL INCOME TRUST, SRS 244	26-4789875	33735L171	33735L189	33735L163			FTRVNX	8/25/2018	2.00000	1.71360
CS 287 TAX EXEMPT MUNICIPAL INCOME TRUST, SRS 244	26-4789875	33735L171	33735L189	33735L163			FTRVNX	8/25/2018	30.64000	26.25235
CS 287 TAX EXEMPT MUNICIPAL INCOME TRUST, SRS 244	26-4789875	33735L171	33735L189	33735L163			FTRVNX	9/25/2018	1.71000	1.46513
CS 287 TAX EXEMPT MUNICIPAL INCOME TRUST, SRS 244	26-4789875	33735L171	33735L189	33735L163			FTRVNX	9/25/2018	74.00000	63.40320
CS 287 TAX EXEMPT MUNICIPAL INCOME TRUST, SRS 244	26-4789875	33735L171	33735L189	33735L163			FTRVNX	10/25/2018	1.35000	1.15668
CS 287 TAX EXEMPT MUNICIPAL INCOME TRUST, SRS 244	26-4789875	33735L171	33735L189	33735L163			FTRVNX	11/25/2018	1.36000	1.16525
CS 287 TAX EXEMPT MUNICIPAL INCOME TRUST, SRS 244	26-4789875	33735L171	33735L189	33735L163			FTRVNX	12/25/2018	1.51000	1.29377
CS 288 TAX EXEMPT MUNICIPAL INCOME TRUST, SRS 245	27-0321037	33735L197	33735L213	33735L221			FBLCCK	1/25/2018	3.08000	2.79356
CS 288 TAX EXEMPT MUNICIPAL INCOME TRUST, SRS 245	27-0321037	33735L197	33735L213	33735L221			FBLCCK	2/25/2018	3.10000	2.81170
CS 288 TAX EXEMPT MUNICIPAL INCOME TRUST, SRS 245	27-0321037	33735L197	33735L213	33735L221			FBLCCK	3/25/2018	3.07000	2.78449
CS 288 TAX EXEMPT MUNICIPAL INCOME TRUST, SRS 245	27-0321037	33735L197	33735L213	33735L221			FBLCCK	4/25/2018	3.08000	2.79356
CS 288 TAX EXEMPT MUNICIPAL INCOME TRUST, SRS 245	27-0321037	33735L197	33735L213	33735L221			FBLCCK	5/25/2018	3.10000	2.81170
CS 288 TAX EXEMPT MUNICIPAL INCOME TRUST, SRS 245	27-0321037	33735L197	33735L213	33735L221			FBLCCK	6/25/2018	3.01000	2.73007
CS 288 TAX EXEMPT MUNICIPAL INCOME TRUST, SRS 245	27-0321037	33735L197	33735L213	33735L221			FBLCCK	6/25/2018	29.00000	26.30300
CS 288 TAX EXEMPT MUNICIPAL INCOME TRUST, SRS 245	27-0321037	33735L197	33735L213	33735L221			FBLCCK	7/25/2018	2.91000	2.63937
CS 288 TAX EXEMPT MUNICIPAL INCOME TRUST, SRS 245	27-0321037	33735L197	33735L213	33735L221			FBLCCK	8/25/2018	2.93000	2.65751
CS 288 TAX EXEMPT MUNICIPAL INCOME TRUST, SRS 245	27-0321037	33735L197	33735L213	33735L221			FBLCCK	8/25/2018	46.24000	41.93968
CS 288 TAX EXEMPT MUNICIPAL INCOME TRUST, SRS 245	27-0321037	33735L197	33735L213	33735L221			FBLCCK	9/25/2018	2.91000	2.63937
CS 288 TAX EXEMPT MUNICIPAL INCOME TRUST, SRS 245	27-0321037	33735L197	33735L213	33735L221			FBLCCK	10/25/2018	80.86000	73.34002
CS 288 TAX EXEMPT MUNICIPAL INCOME TRUST, SRS 245	27-0321037	33735L197	33735L213	33735L221			FBLCCK	10/25/2018	2.81000	2.54867
CS 288 TAX EXEMPT MUNICIPAL INCOME TRUST, SRS 245	27-0321037	33735L197	33735L213	33735L221			FBLCCK	11/25/2018	2.29000	2.07703
CS 288 TAX EXEMPT MUNICIPAL INCOME TRUST, SRS 245	27-0321037	33735L197	33735L213	33735L221			FBLCCK	11/25/2018	62.65000	56.82355
CS 288 TAX EXEMPT MUNICIPAL INCOME TRUST, SRS 245	27-0321037	33735L197	33735L213	33735L221			FBLCCK	12/25/2018	2.23000	2.02261
CS 288 TAX EXEMPT MUNICIPAL INCOME TRUST, SRS 245	27-0321037	33735L197	33735L213	33735L221			FBLCCK	12/25/2018	36.55000	33.15085
CS 305 TAX EXEMPT MUNICIPAL INCOME TRUST, SRS 253	27-2074040	33735L205	33735L403	33735L304			FCDFGX	1/25/2018	2.91000	1.92467
CS 305 TAX EXEMPT MUNICIPAL INCOME TRUST, SRS 253	27-2074040	33735L205	33735L403	33735L304			FCDFGX	2/25/2018	2.93000	1.93790
CS 305 TAX EXEMPT MUNICIPAL INCOME TRUST, SRS 253	27-2074040	33735L205	33735L403	33735L304			FCDFGX	3/25/2018	2.93000	1.93790
CS 305 TAX EXEMPT MUNICIPAL INCOME TRUST, SRS 253	27-2074040	33735L205	33735L403	33735L304			FCDFGX	4/25/2018	2.93000	1.93790
CS 305 TAX EXEMPT MUNICIPAL INCOME TRUST, SRS 253	27-2074040	33735L205	33735L403	33735L304			FCDFGX	5/25/2018	2.93000	1.93790
CS 305 TAX EXEMPT MUNICIPAL INCOME TRUST, SRS 253	27-2074040	33735L205	33735L403	33735L304			FCDFGX	6/25/2018	3.03000	2.00404

Issuer's Name	EIN	CUSIP 1	CUSIP 2	CUSIP 3	CUSIP 4	CUSIP 5	Ticker Symbol	Date of Corporate Action	Distribution Per Unit	Per Unit Reduction of Taxpayer's Basis
CS 305 TAX EXEMPT MUNICIPAL INCOME TRUST, SRS 253	27-2074040	33735L205	33735L403	33735L304			FCDFGX	7/25/2018	4.88000	3.22763
CS 305 TAX EXEMPT MUNICIPAL INCOME TRUST, SRS 253	27-2074040	33735L205	33735L403	33735L304			FCDFGX	7/25/2018	2.91000	1.92467
CS 305 TAX EXEMPT MUNICIPAL INCOME TRUST, SRS 253	27-2074040	33735L205	33735L403	33735L304			FCDFGX	8/25/2018	2.82000	1.86515
CS 305 TAX EXEMPT MUNICIPAL INCOME TRUST, SRS 253	27-2074040	33735L205	33735L403	33735L304			FCDFGX	8/25/2018	60.29000	39.87581
CS 305 TAX EXEMPT MUNICIPAL INCOME TRUST, SRS 253	27-2074040	33735L205	33735L403	33735L304			FCDFGX	9/25/2018	2.63000	1.73948
CS 305 TAX EXEMPT MUNICIPAL INCOME TRUST, SRS 253	27-2074040	33735L205	33735L403	33735L304			FCDFGX	10/25/2018	2.65000	1.75271
CS 305 TAX EXEMPT MUNICIPAL INCOME TRUST, SRS 253	27-2074040	33735L205	33735L403	33735L304			FCDFGX	11/25/2018	2.65000	1.75271
CS 305 TAX EXEMPT MUNICIPAL INCOME TRUST, SRS 253	27-2074040	33735L205	33735L403	33735L304			FCDFGX	12/25/2018	2.71000	1.79239
CS 289 INSRD TAX EXEMPT MNCP INC TRUST, SRS 246	27-0372560	33735L247	33735L254	33735L239			FCBLNX	1/25/2018	2.97000	2.29908
CS 289 INSRD TAX EXEMPT MNCP INC TRUST, SRS 246	27-0372560	33735L247	33735L254	33735L239			FCBLNX	2/25/2018	2.94000	2.27585
CS 289 INSRD TAX EXEMPT MNCP INC TRUST, SRS 246	27-0372560	33735L247	33735L254	33735L239			FCBLNX	3/25/2018	2.93000	2.26811
CS 289 INSRD TAX EXEMPT MNCP INC TRUST, SRS 246	27-0372560	33735L247	33735L254	33735L239			FCBLNX	4/25/2018	9.13000	7.06753
CS 289 INSRD TAX EXEMPT MNCP INC TRUST, SRS 246	27-0372560	33735L247	33735L254	33735L239			FCBLNX	4/25/2018	2.88000	2.22941
CS 289 INSRD TAX EXEMPT MNCP INC TRUST, SRS 246	27-0372560	33735L247	33735L254	33735L239			FCBLNX	5/25/2018	2.89000	2.23715
CS 289 INSRD TAX EXEMPT MNCP INC TRUST, SRS 246	27-0372560	33735L247	33735L254	33735L239			FCBLNX	6/25/2018	3.01000	2.33004
CS 289 INSRD TAX EXEMPT MNCP INC TRUST, SRS 246	27-0372560	33735L247	33735L254	33735L239			FCBLNX	7/25/2018	2.88000	2.22941
CS 289 INSRD TAX EXEMPT MNCP INC TRUST, SRS 246	27-0372560	33735L247	33735L254	33735L239			FCBLNX	8/25/2018	2.81000	2.17522
CS 289 INSRD TAX EXEMPT MNCP INC TRUST, SRS 246	27-0372560	33735L247	33735L254	33735L239			FCBLNX	8/25/2018	42.88000	33.19341
CS 289 INSRD TAX EXEMPT MNCP INC TRUST, SRS 246	27-0372560	33735L247	33735L254	33735L239			FCBLNX	9/25/2018	70.72000	54.74435
CS 289 INSRD TAX EXEMPT MNCP INC TRUST, SRS 246	27-0372560	33735L247	33735L254	33735L239			FCBLNX	9/25/2018	2.55000	1.97396
CS 289 INSRD TAX EXEMPT MNCP INC TRUST, SRS 246	27-0372560	33735L247	33735L254	33735L239			FCBLNX	10/25/2018	2.35000	1.81914
CS 289 INSRD TAX EXEMPT MNCP INC TRUST, SRS 246	27-0372560	33735L247	33735L254	33735L239			FCBLNX	11/25/2018	2.37000	1.83462
CS 289 INSRD TAX EXEMPT MNCP INC TRUST, SRS 246	27-0372560	33735L247	33735L254	33735L239			FCBLNX	12/25/2018	2.25000	1.74173
CS 289 INSRD TAX EXEMPT MNCP INC TRUST, SRS 246	27-0372560	33735L247	33735L254	33735L239			FCBLNX	12/25/2018	25.56000	19.78600
CS 290 INSRD TAX EXEMPT MNCP INC TRUST, SRS 247	27-0540896	33735L288	33735L270	33735L262			FTMNLX	1/25/2018	2.28000	2.02738
CS 290 INSRD TAX EXEMPT MNCP INC TRUST, SRS 247	27-0540896	33735L288	33735L270	33735L262			FTMNLX	1/25/2018	33.65000	29.92158
CS 290 INSRD TAX EXEMPT MNCP INC TRUST, SRS 247	27-0540896	33735L288	33735L270	33735L262			FTMNLX	2/25/2018	2.18000	1.93846
CS 290 INSRD TAX EXEMPT MNCP INC TRUST, SRS 247	27-0540896	33735L288	33735L270	33735L262			FTMNLX	3/25/2018	2.17000	1.92956
CS 290 INSRD TAX EXEMPT MNCP INC TRUST, SRS 247	27-0540896	33735L288	33735L270	33735L262			FTMNLX	4/25/2018	2.17000	1.92956
CS 290 INSRD TAX EXEMPT MNCP INC TRUST, SRS 247	27-0540896	33735L288	33735L270	33735L262			FTMNLX	5/25/2018	2.18000	1.93846
CS 290 INSRD TAX EXEMPT MNCP INC TRUST, SRS 247	27-0540896	33735L288	33735L270	33735L262			FTMNLX	6/25/2018	2.14000	1.90289
CS 290 INSRD TAX EXEMPT MNCP INC TRUST, SRS 247	27-0540896	33735L288	33735L270	33735L262			FTMNLX	6/25/2018	57.80000	51.39576
CS 290 INSRD TAX EXEMPT MNCP INC TRUST, SRS 247	27-0540896	33735L288	33735L270	33735L262			FTMNLX	7/25/2018	1.92000	1.70726
CS 290 INSRD TAX EXEMPT MNCP INC TRUST, SRS 247	27-0540896	33735L288	33735L270	33735L262			FTMNLX	8/25/2018	1.85000	1.64502
CS 290 INSRD TAX EXEMPT MNCP INC TRUST, SRS 247	27-0540896	33735L288	33735L270	33735L262			FTMNLX	8/25/2018	44.94000	39.96065
CS 290 INSRD TAX EXEMPT MNCP INC TRUST, SRS 247	27-0540896	33735L288	33735L270	33735L262			FTMNLX	9/25/2018	1.72000	1.52942
CS 290 INSRD TAX EXEMPT MNCP INC TRUST, SRS 247	27-0540896	33735L288	33735L270	33735L262			FTMNLX	10/25/2018	1.66000	1.47607
CS 290 INSRD TAX EXEMPT MNCP INC TRUST, SRS 247	27-0540896	33735L288	33735L270	33735L262			FTMNLX	11/25/2018	1.67000	1.48496
CS 290 INSRD TAX EXEMPT MNCP INC TRUST, SRS 247	27-0540896	33735L288	33735L270	33735L262			FTMNLX	12/25/2018	1.42000	1.26266
CS 290 INSRD TAX EXEMPT MNCP INC TRUST, SRS 247	27-0540896	33735L288	33735L270	33735L262			FTMNLX	12/25/2018	64.47000	57.32672
CS 291 NEW YORK TAX EXEMPT MNCP INC TRUST, SRS 62	27-0619010	33735L320	33735L296	33735L312			FYRKLX	1/25/2018	3.09000	2.64226
CS 291 NEW YORK TAX EXEMPT MNCP INC TRUST, SRS 62	27-0619010	33735L320	33735L296	33735L312			FYRKLX	2/25/2018	3.11000	2.65936
CS 291 NEW YORK TAX EXEMPT MNCP INC TRUST, SRS 62	27-0619010	33735L320	33735L296	33735L312			FYRKLX	3/25/2018	3.11000	2.65936
CS 291 NEW YORK TAX EXEMPT MNCP INC TRUST, SRS 62	27-0619010	33735L320	33735L296	33735L312			FYRKLX	4/25/2018	3.09000	2.64226
CS 291 NEW YORK TAX EXEMPT MNCP INC TRUST, SRS 62	27-0619010	33735L320	33735L296	33735L312			FYRKLX	5/25/2018	3.09000	2.64226
CS 291 NEW YORK TAX EXEMPT MNCP INC TRUST, SRS 62	27-0619010	33735L320	33735L296	33735L312			FYRKLX	6/25/2018	3.21000	2.74487
CS 291 NEW YORK TAX EXEMPT MNCP INC TRUST, SRS 62	27-0619010	33735L320	33735L296	33735L312			FYRKLX	7/25/2018	2.83000	2.41993
CS 291 NEW YORK TAX EXEMPT MNCP INC TRUST, SRS 62	27-0619010	33735L320	33735L296	33735L312			FYRKLX	7/25/2018	131.72000	112.63377
CS 291 NEW YORK TAX EXEMPT MNCP INC TRUST, SRS 62	27-0619010	33735L320	33735L296	33735L312			FYRKLX	8/25/2018	2.44000	2.08644
CS 291 NEW YORK TAX EXEMPT MNCP INC TRUST, SRS 62	27-0619010	33735L320	33735L296	33735L312			FYRKLX	8/25/2018	49.18000	42.05382
CS 291 NEW YORK TAX EXEMPT MNCP INC TRUST, SRS 62	27-0619010	33735L320	33735L296	33735L312			FYRKLX	9/25/2018	2.45000	2.09500
CS 291 NEW YORK TAX EXEMPT MNCP INC TRUST, SRS 62	27-0619010	33735L320	33735L296	33735L312			FYRKLX	10/25/2018	2.45000	2.09500
CS 291 NEW YORK TAX EXEMPT MNCP INC TRUST, SRS 62	27-0619010	33735L320	33735L296	33735L312			FYRKLX	11/25/2018	2.46000	2.10355
CS 291 NEW YORK TAX EXEMPT MNCP INC TRUST, SRS 62	27-0619010	33735L320	33735L296	33735L312			FYRKLX	12/25/2018	2.56000	2.18906
CS 292 INSRD TAX EXEMPT MNCP INC TRUST, SRS 248	27-0724145	33735L346	33735L353	33735L338			FTXBRX	1/25/2018	9.81000	7.90196
CS 292 INSRD TAX EXEMPT MNCP INC TRUST, SRS 248	27-0724145	33735L346	33735L353	33735L338			FTXBRX	1/25/2018	2.93000	2.36012
CS 292 INSRD TAX EXEMPT MNCP INC TRUST, SRS 248	27-0724145	33735L346	33735L353	33735L338			FTXBRX	2/25/2018	2.85000	2.29568
CS 292 INSRD TAX EXEMPT MNCP INC TRUST, SRS 248	27-0724145	33735L346	33735L353	33735L338			FTXBRX	3/25/2018	2.87000	2.31179
CS 292 INSRD TAX EXEMPT MNCP INC TRUST, SRS 248	27-0724145	33735L346	33735L353	33735L338			FTXBRX	4/25/2018	2.86000	2.30373
CS 292 INSRD TAX EXEMPT MNCP INC TRUST, SRS 248	27-0724145	33735L346	33735L353	33735L338			FTXBRX	5/25/2018	2.89000	2.32790
CS 292 INSRD TAX EXEMPT MNCP INC TRUST, SRS 248	27-0724145	33735L346	33735L353	33735L338			FTXBRX	6/25/2018	2.75000	2.21513
CS 292 INSRD TAX EXEMPT MNCP INC TRUST, SRS 248	27-0724145	33735L346	33735L353	33735L338			FTXBRX	6/25/2018	71.22000	57.36771
CS 292 INSRD TAX EXEMPT MNCP INC TRUST, SRS 248	27-0724145	33735L346	33735L353	33735L338			FTXBRX	7/25/2018	2.54000	2.04597

Issuer's Name	EIN	CUSIP 1	CUSIP 2	CUSIP 3	CUSIP 4	CUSIP 5	Ticker Symbol	Date of Corporate Action	Distribution Per Unit	Per Unit Reduction of Taxpayer's Basis
CS 292 INSRD TAX EXEMPT MNCP INC TRUST, SRS 248	27-0724145	33735L346	33735L353	33735L338			FTXBRX	8/25/2018	2.36000	1.90098
CS 292 INSRD TAX EXEMPT MNCP INC TRUST, SRS 248	27-0724145	33735L346	33735L353	33735L338			FTXBRX	8/25/2018	41.73000	33.61352
CS 292 INSRD TAX EXEMPT MNCP INC TRUST, SRS 248	27-0724145	33735L346	33735L353	33735L338			FTXBRX	9/25/2018	2.31000	1.86071
CS 292 INSRD TAX EXEMPT MNCP INC TRUST, SRS 248	27-0724145	33735L346	33735L353	33735L338			FTXBRX	9/25/2018	31.02000	24.98661
CS 292 INSRD TAX EXEMPT MNCP INC TRUST, SRS 248	27-0724145	33735L346	33735L353	33735L338			FTXBRX	10/25/2018	2.23000	1.79627
CS 292 INSRD TAX EXEMPT MNCP INC TRUST, SRS 248	27-0724145	33735L346	33735L353	33735L338			FTXBRX	11/25/2018	2.22000	1.78821
CS 292 INSRD TAX EXEMPT MNCP INC TRUST, SRS 248	27-0724145	33735L346	33735L353	33735L338			FTXBRX	12/25/2018	2.34000	1.88487
CS 293 TAX EXEMPT MUNICIPAL INCOME TRUST, SRS 249	27-0788538	33735L387	33735L361	33735L379			FTIMSX	1/25/2018	7.30000	6.96128
CS 293 TAX EXEMPT MUNICIPAL INCOME TRUST, SRS 249	27-0788538	33735L387	33735L361	33735L379			FTIMSX	1/25/2018	1.51000	1.43994
CS 293 TAX EXEMPT MUNICIPAL INCOME TRUST, SRS 249	27-0788538	33735L387	33735L361	33735L379			FTIMSX	2/25/2018	1.43000	1.36365
CS 293 TAX EXEMPT MUNICIPAL INCOME TRUST, SRS 249	27-0788538	33735L387	33735L361	33735L379			FTIMSX	3/25/2018	1.36000	1.29690
CS 293 TAX EXEMPT MUNICIPAL INCOME TRUST, SRS 249	27-0788538	33735L387	33735L361	33735L379			FTIMSX	3/25/2018	76.89000	73.32230
CS 293 TAX EXEMPT MUNICIPAL INCOME TRUST, SRS 249	27-0788538	33735L387	33735L361	33735L379			FTIMSX	4/25/2018	1.17000	1.11571
CS 293 TAX EXEMPT MUNICIPAL INCOME TRUST, SRS 249	27-0788538	33735L387	33735L361	33735L379			FTIMSX	4/25/2018	3.23000	3.08013
CS 293 TAX EXEMPT MUNICIPAL INCOME TRUST, SRS 249	27-0788538	33735L387	33735L361	33735L379			FTIMSX	5/25/2018	1.17000	1.11571
CS 293 TAX EXEMPT MUNICIPAL INCOME TRUST, SRS 249	27-0788538	33735L387	33735L361	33735L379			FTIMSX	6/25/2018	1.29000	1.23014
CS 293 TAX EXEMPT MUNICIPAL INCOME TRUST, SRS 249	27-0788538	33735L387	33735L361	33735L379			FTIMSX	7/25/2018	1.17000	1.11571
CS 293 TAX EXEMPT MUNICIPAL INCOME TRUST, SRS 249	27-0788538	33735L387	33735L361	33735L379			FTIMSX	8/25/2018	1.18000	1.12525
CS 293 TAX EXEMPT MUNICIPAL INCOME TRUST, SRS 249	27-0788538	33735L387	33735L361	33735L379			FTIMSX	9/25/2018	1.10000	1.04896
CS 293 TAX EXEMPT MUNICIPAL INCOME TRUST, SRS 249	27-0788538	33735L387	33735L361	33735L379			FTIMSX	9/25/2018	59.55000	56.78688
CS 293 TAX EXEMPT MUNICIPAL INCOME TRUST, SRS 249	27-0788538	33735L387	33735L361	33735L379			FTIMSX	10/25/2018	0.79000	0.75334
CS 293 TAX EXEMPT MUNICIPAL INCOME TRUST, SRS 249	27-0788538	33735L387	33735L361	33735L379			FTIMSX	10/25/2018	59.03000	56.29101
CS 293 TAX EXEMPT MUNICIPAL INCOME TRUST, SRS 249	27-0788538	33735L387	33735L361	33735L379			FTIMSX	11/25/2018	0.56000	0.53402
CS 293 TAX EXEMPT MUNICIPAL INCOME TRUST, SRS 249	27-0788538	33735L387	33735L361	33735L379			FTIMSX	12/25/2018	0.62000	0.59123
CS 294 TAX EXEMPT MUNICIPAL INCOME TRUST, SRS 250	27-0936022	33735L429	33735L411	33735L395			FTAISX	1/25/2018	1.21000	0.26777
CS 294 TAX EXEMPT MUNICIPAL INCOME TRUST, SRS 250	27-0936022	33735L429	33735L411	33735L395			FTAISX	2/25/2018	1.21000	0.26777
CS 294 TAX EXEMPT MUNICIPAL INCOME TRUST, SRS 250	27-0936022	33735L429	33735L411	33735L395			FTAISX	3/25/2018	1.20000	0.26556
CS 294 TAX EXEMPT MUNICIPAL INCOME TRUST, SRS 250	27-0936022	33735L429	33735L411	33735L395			FTAISX	4/25/2018	1.21000	0.26777
CS 294 TAX EXEMPT MUNICIPAL INCOME TRUST, SRS 250	27-0936022	33735L429	33735L411	33735L395			FTAISX	5/25/2018	1.21000	0.26777
CS 294 TAX EXEMPT MUNICIPAL INCOME TRUST, SRS 250	27-0936022	33735L429	33735L411	33735L395			FTAISX	6/25/2018	1.32000	0.29212
CS 294 TAX EXEMPT MUNICIPAL INCOME TRUST, SRS 250	27-0936022	33735L429	33735L411	33735L395			FTAISX	7/25/2018	1.20000	0.26556
CS 294 TAX EXEMPT MUNICIPAL INCOME TRUST, SRS 250	27-0936022	33735L429	33735L411	33735L395			FTAISX	8/25/2018	1.21000	0.26777
CS 294 TAX EXEMPT MUNICIPAL INCOME TRUST, SRS 250	27-0936022	33735L429	33735L411	33735L395			FTAISX	9/25/2018	1.21000	0.26777
CS 294 TAX EXEMPT MUNICIPAL INCOME TRUST, SRS 250	27-0936022	33735L429	33735L411	33735L395			FTAISX	10/25/2018	1.20000	0.26556
CS 294 TAX EXEMPT MUNICIPAL INCOME TRUST, SRS 250	27-0936022	33735L429	33735L411	33735L395			FTAISX	11/25/2018	1.23000	0.27220
CS 294 TAX EXEMPT MUNICIPAL INCOME TRUST, SRS 250	27-0936022	33735L429	33735L411	33735L395			FTAISX	12/25/2018	1.27000	0.28105
CS 301 TAX EXEMPT MUNICIPAL INCOME TRUST, SRS 252	27-1862947	33735L643	33735L650	33735L635			FTLADX	1/25/2018	3.19000	0.77932
CS 301 TAX EXEMPT MUNICIPAL INCOME TRUST, SRS 252	27-1862947	33735L643	33735L650	33735L635			FTLADX	2/25/2018	3.20000	0.78176
CS 301 TAX EXEMPT MUNICIPAL INCOME TRUST, SRS 252	27-1862947	33735L643	33735L650	33735L635			FTLADX	3/25/2018	3.19000	0.77932
CS 301 TAX EXEMPT MUNICIPAL INCOME TRUST, SRS 252	27-1862947	33735L643	33735L650	33735L635			FTLADX	4/25/2018	3.17000	0.77443
CS 301 TAX EXEMPT MUNICIPAL INCOME TRUST, SRS 252	27-1862947	33735L643	33735L650	33735L635			FTLADX	5/25/2018	8.06000	1.96906
CS 301 TAX EXEMPT MUNICIPAL INCOME TRUST, SRS 252	27-1862947	33735L643	33735L650	33735L635			FTLADX	5/25/2018	3.16000	0.77199
CS 301 TAX EXEMPT MUNICIPAL INCOME TRUST, SRS 252	27-1862947	33735L643	33735L650	33735L635			FTLADX	6/25/2018	3.26000	0.79642
CS 301 TAX EXEMPT MUNICIPAL INCOME TRUST, SRS 252	27-1862947	33735L643	33735L650	33735L635			FTLADX	7/25/2018	3.13000	0.76466
CS 301 TAX EXEMPT MUNICIPAL INCOME TRUST, SRS 252	27-1862947	33735L643	33735L650	33735L635			FTLADX	7/25/2018	5.76000	1.40717
CS 301 TAX EXEMPT MUNICIPAL INCOME TRUST, SRS 252	27-1862947	33735L643	33735L650	33735L635			FTLADX	8/25/2018	3.11000	0.75977
CS 301 TAX EXEMPT MUNICIPAL INCOME TRUST, SRS 252	27-1862947	33735L643	33735L650	33735L635			FTLADX	9/25/2018	3.12000	0.76222
CS 301 TAX EXEMPT MUNICIPAL INCOME TRUST, SRS 252	27-1862947	33735L643	33735L650	33735L635			FTLADX	10/25/2018	3.12000	0.76222
CS 301 TAX EXEMPT MUNICIPAL INCOME TRUST, SRS 252	27-1862947	33735L643	33735L650	33735L635			FTLADX	11/25/2018	3.12000	0.76222
CS 301 TAX EXEMPT MUNICIPAL INCOME TRUST, SRS 252	27-1862947	33735L643	33735L650	33735L635			FTLADX	12/25/2018	3.21000	0.78420
CS 306 BUILD AMERICA BONDS PORT, SRS 8	27-2205443	33735L767	33735L759	33735L775			FTZLBX	1/25/2018	4.17000	0.36613
CS 306 BUILD AMERICA BONDS PORT, SRS 8	27-2205443	33735L767	33735L759	33735L775			FTZLBX	2/25/2018	4.18000	0.36700
CS 306 BUILD AMERICA BONDS PORT, SRS 8	27-2205443	33735L767	33735L759	33735L775			FTZLBX	3/25/2018	4.17000	0.36613
CS 306 BUILD AMERICA BONDS PORT, SRS 8	27-2205443	33735L767	33735L759	33735L775			FTZLBX	4/25/2018	4.18000	0.36700
CS 306 BUILD AMERICA BONDS PORT, SRS 8	27-2205443	33735L767	33735L759	33735L775			FTZLBX	5/25/2018	20.20000	1.77356
CS 306 BUILD AMERICA BONDS PORT, SRS 8	27-2205443	33735L767	33735L759	33735L775			FTZLBX	5/25/2018	4.09000	0.35910
CS 306 BUILD AMERICA BONDS PORT, SRS 8	27-2205443	33735L767	33735L759	33735L775			FTZLBX	6/25/2018	4.17000	0.36613
CS 306 BUILD AMERICA BONDS PORT, SRS 8	27-2205443	33735L767	33735L759	33735L775			FTZLBX	7/25/2018	4.07000	0.35735
CS 306 BUILD AMERICA BONDS PORT, SRS 8	27-2205443	33735L767	33735L759	33735L775			FTZLBX	8/25/2018	4.07000	0.35735
CS 306 BUILD AMERICA BONDS PORT, SRS 8	27-2205443	33735L767	33735L759	33735L775			FTZLBX	9/25/2018	4.05000	0.35559
CS 306 BUILD AMERICA BONDS PORT, SRS 8	27-2205443	33735L767	33735L759	33735L775			FTZLBX	10/25/2018	4.05000	0.35559
CS 306 BUILD AMERICA BONDS PORT, SRS 8	27-2205443	33735L767	33735L759	33735L775			FTZLBX	11/25/2018	4.05000	0.35559
CS 306 BUILD AMERICA BONDS PORT, SRS 8	27-2205443	33735L767	33735L759	33735L775			FTZLBX	12/25/2018	4.11000	0.36086

Issuer's Name	EIN	CUSIP 1	CUSIP 2	CUSIP 3	CUSIP 4	CUSIP 5	Ticker Symbol	Date of Corporate Action	Distribution Per Unit	Per Unit Reduction of Taxpayer's Basis
CS 308 BUILD AMERICA BONDS PORT, SRS 9	27-2289917	33735L833	33735L825	33735L817			FANYDX	1/25/2018	4.25000	1.49770
CS 308 BUILD AMERICA BONDS PORT, SRS 9	27-2289917	33735L833	33735L825	33735L817			FANYDX	2/25/2018	4.26000	1.50122
CS 308 BUILD AMERICA BONDS PORT, SRS 9	27-2289917	33735L833	33735L825	33735L817			FANYDX	3/25/2018	4.24000	1.49418
CS 308 BUILD AMERICA BONDS PORT, SRS 9	27-2289917	33735L833	33735L825	33735L817			FANYDX	4/25/2018	4.25000	1.49770
CS 308 BUILD AMERICA BONDS PORT, SRS 9	27-2289917	33735L833	33735L825	33735L817			FANYDX	5/25/2018	4.10000	1.44484
CS 308 BUILD AMERICA BONDS PORT, SRS 9	27-2289917	33735L833	33735L825	33735L817			FANYDX	5/25/2018	37.49000	13.21148
CS 308 BUILD AMERICA BONDS PORT, SRS 9	27-2289917	33735L833	33735L825	33735L817			FANYDX	6/25/2018	4.17000	1.46951
CS 308 BUILD AMERICA BONDS PORT, SRS 9	27-2289917	33735L833	33735L825	33735L817			FANYDX	7/25/2018	4.07000	1.43427
CS 308 BUILD AMERICA BONDS PORT, SRS 9	27-2289917	33735L833	33735L825	33735L817			FANYDX	8/25/2018	4.08000	1.43779
CS 308 BUILD AMERICA BONDS PORT, SRS 9	27-2289917	33735L833	33735L825	33735L817			FANYDX	9/25/2018	4.06000	1.43074
CS 308 BUILD AMERICA BONDS PORT, SRS 9	27-2289917	33735L833	33735L825	33735L817			FANYDX	10/25/2018	4.08000	1.43779
CS 308 BUILD AMERICA BONDS PORT, SRS 9	27-2289917	33735L833	33735L825	33735L817			FANYDX	11/25/2018	4.08000	1.43779
CS 308 BUILD AMERICA BONDS PORT, SRS 9	27-2289917	33735L833	33735L825	33735L817			FANYDX	12/25/2018	4.14000	1.45894
CS 309 TAX EXEMPT MUNICIPAL INCOME TRUST, SRS 254	27-2257154	33735L841	33735L866	33735L858			FTYNCX	1/25/2018	3.38000	0.78619
CS 309 TAX EXEMPT MUNICIPAL INCOME TRUST, SRS 254	27-2257154	33735L841	33735L866	33735L858			FTYNCX	2/25/2018	3.37000	0.78386
CS 309 TAX EXEMPT MUNICIPAL INCOME TRUST, SRS 254	27-2257154	33735L841	33735L866	33735L858			FTYNCX	3/25/2018	3.36000	0.78154
CS 309 TAX EXEMPT MUNICIPAL INCOME TRUST, SRS 254	27-2257154	33735L841	33735L866	33735L858			FTYNCX	4/25/2018	3.36000	0.78154
CS 309 TAX EXEMPT MUNICIPAL INCOME TRUST, SRS 254	27-2257154	33735L841	33735L866	33735L858			FTYNCX	5/25/2018	3.37000	0.78386
CS 309 TAX EXEMPT MUNICIPAL INCOME TRUST, SRS 254	27-2257154	33735L841	33735L866	33735L858			FTYNCX	6/25/2018	3.45000	0.80247
CS 309 TAX EXEMPT MUNICIPAL INCOME TRUST, SRS 254	27-2257154	33735L841	33735L866	33735L858			FTYNCX	7/25/2018	12.85000	2.98891
CS 309 TAX EXEMPT MUNICIPAL INCOME TRUST, SRS 254	27-2257154	33735L841	33735L866	33735L858			FTYNCX	7/25/2018	3.30000	0.76758
CS 309 TAX EXEMPT MUNICIPAL INCOME TRUST, SRS 254	27-2257154	33735L841	33735L866	33735L858			FTYNCX	8/25/2018	3.28000	0.76293
CS 309 TAX EXEMPT MUNICIPAL INCOME TRUST, SRS 254	27-2257154	33735L841	33735L866	33735L858			FTYNCX	9/25/2018	3.27000	0.76060
CS 309 TAX EXEMPT MUNICIPAL INCOME TRUST, SRS 254	27-2257154	33735L841	33735L866	33735L858			FTYNCX	10/25/2018	3.26000	0.75828
CS 309 TAX EXEMPT MUNICIPAL INCOME TRUST, SRS 254	27-2257154	33735L841	33735L866	33735L858			FTYNCX	11/25/2018	3.26000	0.75828
CS 309 TAX EXEMPT MUNICIPAL INCOME TRUST, SRS 254	27-2257154	33735L841	33735L866	33735L858			FTYNCX	12/25/2018	3.33000	0.77456
CS 311 BUILD AMERICA BONDS PORT, 10-20 YEAR, SRS 2	27-2668052	33735N151	33735N136	33735N144			FTBSLX	1/25/2018	4.47000	0.04247
CS 311 BUILD AMERICA BONDS PORT, 10-20 YEAR, SRS 2	27-2668052	33735N151	33735N136	33735N144			FTBSLX	2/25/2018	4.47000	0.04247
CS 311 BUILD AMERICA BONDS PORT, 10-20 YEAR, SRS 2	27-2668052	33735N151	33735N136	33735N144			FTBSLX	3/25/2018	4.46000	0.04237
CS 311 BUILD AMERICA BONDS PORT, 10-20 YEAR, SRS 2	27-2668052	33735N151	33735N136	33735N144			FTBSLX	4/25/2018	4.48000	0.04256
CS 311 BUILD AMERICA BONDS PORT, 10-20 YEAR, SRS 2	27-2668052	33735N151	33735N136	33735N144			FTBSLX	5/25/2018	4.47000	0.04247
CS 311 BUILD AMERICA BONDS PORT, 10-20 YEAR, SRS 2	27-2668052	33735N151	33735N136	33735N144			FTBSLX	6/25/2018	4.56000	0.04332
CS 311 BUILD AMERICA BONDS PORT, 10-20 YEAR, SRS 2	27-2668052	33735N151	33735N136	33735N144			FTBSLX	7/25/2018	4.47000	0.04247
CS 311 BUILD AMERICA BONDS PORT, 10-20 YEAR, SRS 2	27-2668052	33735N151	33735N136	33735N144			FTBSLX	8/25/2018	4.46000	0.04237
CS 311 BUILD AMERICA BONDS PORT, 10-20 YEAR, SRS 2	27-2668052	33735N151	33735N136	33735N144			FTBSLX	9/25/2018	4.48000	0.04256
CS 311 BUILD AMERICA BONDS PORT, 10-20 YEAR, SRS 2	27-2668052	33735N151	33735N136	33735N144			FTBSLX	10/25/2018	4.48000	0.04256
CS 311 BUILD AMERICA BONDS PORT, 10-20 YEAR, SRS 2	27-2668052	33735N151	33735N136	33735N144			FTBSLX	11/25/2018	4.47000	0.04247
CS 311 BUILD AMERICA BONDS PORT, 10-20 YEAR, SRS 2	27-2668052	33735N151	33735N136	33735N144			FTBSLX	12/25/2018	4.51000	0.04285
CS 311 BUILD AMERICA BONDS PORT, 10-20 YEAR, SRS 2	27-2668052	33735N151	33735N136	33735N144			FTBSLX	12/25/2018	1.23000	0.01169
CS 312 BUILD AMERICA BONDS PORT, SRS 11	27-2500068	33735N185	33735N169	33735N177			FBETYX	1/25/2018	4.31000	0.01638
CS 312 BUILD AMERICA BONDS PORT, SRS 11	27-2500068	33735N185	33735N169	33735N177			FBETYX	2/25/2018	4.31000	0.01638
CS 312 BUILD AMERICA BONDS PORT, SRS 11	27-2500068	33735N185	33735N169	33735N177			FBETYX	3/25/2018	4.30000	0.01634
CS 312 BUILD AMERICA BONDS PORT, SRS 11	27-2500068	33735N185	33735N169	33735N177			FBETYX	4/25/2018	4.30000	0.01634
CS 312 BUILD AMERICA BONDS PORT, SRS 11	27-2500068	33735N185	33735N169	33735N177			FBETYX	5/25/2018	4.31000	0.01638
CS 312 BUILD AMERICA BONDS PORT, SRS 11	27-2500068	33735N185	33735N169	33735N177			FBETYX	6/25/2018	4.45000	0.01691
CS 312 BUILD AMERICA BONDS PORT, SRS 11	27-2500068	33735N185	33735N169	33735N177			FBETYX	7/25/2018	4.30000	0.01634
CS 312 BUILD AMERICA BONDS PORT, SRS 11	27-2500068	33735N185	33735N169	33735N177			FBETYX	8/25/2018	4.30000	0.01634
CS 312 BUILD AMERICA BONDS PORT, SRS 11	27-2500068	33735N185	33735N169	33735N177			FBETYX	9/25/2018	4.32000	0.01642
CS 312 BUILD AMERICA BONDS PORT, SRS 11	27-2500068	33735N185	33735N169	33735N177			FBETYX	10/25/2018	4.30000	0.01634
CS 312 BUILD AMERICA BONDS PORT, SRS 11	27-2500068	33735N185	33735N169	33735N177			FBETYX	11/25/2018	4.31000	0.01638
CS 312 BUILD AMERICA BONDS PORT, SRS 11	27-2500068	33735N185	33735N169	33735N177			FBETYX	12/25/2018	4.33000	0.01645
CS 312 BUILD AMERICA BONDS PORT, SRS 11	27-2500068	33735N185	33735N169	33735N177			FBETYX	12/25/2018	3.92000	0.01490
CS 313 TAX EXEMPT MUNICIPAL INCOME TRUST, SRS 255	27-2565627	33735N219	33735N201	33735N193			FTPRYX	1/25/2018	2.63000	1.71003
CS 313 TAX EXEMPT MUNICIPAL INCOME TRUST, SRS 255	27-2565627	33735N219	33735N201	33735N193			FTPRYX	2/25/2018	2.63000	1.71003
CS 313 TAX EXEMPT MUNICIPAL INCOME TRUST, SRS 255	27-2565627	33735N219	33735N201	33735N193			FTPRYX	3/25/2018	2.63000	1.71003
CS 313 TAX EXEMPT MUNICIPAL INCOME TRUST, SRS 255	27-2565627	33735N219	33735N201	33735N193			FTPRYX	4/25/2018	2.63000	1.71003
CS 313 TAX EXEMPT MUNICIPAL INCOME TRUST, SRS 255	27-2565627	33735N219	33735N201	33735N193			FTPRYX	5/25/2018	2.62000	1.70352
CS 313 TAX EXEMPT MUNICIPAL INCOME TRUST, SRS 255	27-2565627	33735N219	33735N201	33735N193			FTPRYX	6/25/2018	2.74000	1.78155
CS 313 TAX EXEMPT MUNICIPAL INCOME TRUST, SRS 255	27-2565627	33735N219	33735N201	33735N193			FTPRYX	7/25/2018	2.49000	1.61900
CS 313 TAX EXEMPT MUNICIPAL INCOME TRUST, SRS 255	27-2565627	33735N219	33735N201	33735N193			FTPRYX	7/25/2018	40.67000	26.44363
CS 313 TAX EXEMPT MUNICIPAL INCOME TRUST, SRS 255	27-2565627	33735N219	33735N201	33735N193			FTPRYX	8/25/2018	2.47000	1.60599
CS 313 TAX EXEMPT MUNICIPAL INCOME TRUST, SRS 255	27-2565627	33735N219	33735N201	33735N193			FTPRYX	9/25/2018	15.62000	10.15612

Issuer's Name	EIN	CUSIP 1	CUSIP 2	CUSIP 3	CUSIP 4	CUSIP 5	Ticker Symbol	Date of Corporate Action	Distribution Per Unit	Per Unit Reduction of Taxpayer's Basis
CS 313 TAX EXEMPT MUNICIPAL INCOME TRUST, SRS 255	27-2565627	33735N219	33735N201	33735N193			FTPRYX	9/25/2018	2.46000	1.59949
CS 313 TAX EXEMPT MUNICIPAL INCOME TRUST, SRS 255	27-2565627	33735N219	33735N201	33735N193			FTPRYX	10/25/2018	2.40000	1.56048
CS 313 TAX EXEMPT MUNICIPAL INCOME TRUST, SRS 255	27-2565627	33735N219	33735N201	33735N193			FTPRYX	11/25/2018	2.41000	1.56698
CS 313 TAX EXEMPT MUNICIPAL INCOME TRUST, SRS 255	27-2565627	33735N219	33735N201	33735N193			FTPRYX	12/25/2018	2.43000	1.57999
CS 317 TAX EXEMPT MUNICIPAL INCOME TRUST, SRS 256	27-2803417	33735N326	33735N318	33735N334			FTDLNX	1/25/2018	2.77000	1.14955
CS 317 TAX EXEMPT MUNICIPAL INCOME TRUST, SRS 256	27-2803417	33735N326	33735N318	33735N334			FTDLNX	2/25/2018	2.78000	1.15370
CS 317 TAX EXEMPT MUNICIPAL INCOME TRUST, SRS 256	27-2803417	33735N326	33735N318	33735N334			FTDLNX	2/25/2018	14.94000	6.20010
CS 317 TAX EXEMPT MUNICIPAL INCOME TRUST, SRS 256	27-2803417	33735N326	33735N318	33735N334			FTDLNX	3/25/2018	4.29000	1.78035
CS 317 TAX EXEMPT MUNICIPAL INCOME TRUST, SRS 256	27-2803417	33735N326	33735N318	33735N334			FTDLNX	3/25/2018	2.72000	1.12880
CS 317 TAX EXEMPT MUNICIPAL INCOME TRUST, SRS 256	27-2803417	33735N326	33735N318	33735N334			FTDLNX	4/25/2018	2.65000	1.09975
CS 317 TAX EXEMPT MUNICIPAL INCOME TRUST, SRS 256	27-2803417	33735N326	33735N318	33735N334			FTDLNX	5/25/2018	2.65000	1.09975
CS 317 TAX EXEMPT MUNICIPAL INCOME TRUST, SRS 256	27-2803417	33735N326	33735N318	33735N334			FTDLNX	6/25/2018	2.75000	1.14125
CS 317 TAX EXEMPT MUNICIPAL INCOME TRUST, SRS 256	27-2803417	33735N326	33735N318	33735N334			FTDLNX	7/25/2018	2.65000	1.09975
CS 317 TAX EXEMPT MUNICIPAL INCOME TRUST, SRS 256	27-2803417	33735N326	33735N318	33735N334			FTDLNX	8/25/2018	2.66000	1.10390
CS 317 TAX EXEMPT MUNICIPAL INCOME TRUST, SRS 256	27-2803417	33735N326	33735N318	33735N334			FTDLNX	9/25/2018	2.66000	1.10390
CS 317 TAX EXEMPT MUNICIPAL INCOME TRUST, SRS 256	27-2803417	33735N326	33735N318	33735N334			FTDLNX	10/25/2018	2.66000	1.10390
CS 317 TAX EXEMPT MUNICIPAL INCOME TRUST, SRS 256	27-2803417	33735N326	33735N318	33735N334			FTDLNX	11/25/2018	2.64000	1.09560
CS 317 TAX EXEMPT MUNICIPAL INCOME TRUST, SRS 256	27-2803417	33735N326	33735N318	33735N334			FTDLNX	12/25/2018	2.73000	1.13295
CS 323 BUILD AMERICA BONDS PORT, 10-20 YEAR, SRS 6	27-3119541	33735N516	33735N508	33735N490			FWCBJX	1/25/2018	3.90000	0.03276
CS 323 BUILD AMERICA BONDS PORT, 10-20 YEAR, SRS 6	27-3119541	33735N516	33735N508	33735N490			FWCBJX	2/25/2018	3.89000	0.03268
CS 323 BUILD AMERICA BONDS PORT, 10-20 YEAR, SRS 6	27-3119541	33735N516	33735N508	33735N490			FWCBJX	3/25/2018	3.90000	0.03276
CS 323 BUILD AMERICA BONDS PORT, 10-20 YEAR, SRS 6	27-3119541	33735N516	33735N508	33735N490			FWCBJX	4/25/2018	3.89000	0.03268
CS 323 BUILD AMERICA BONDS PORT, 10-20 YEAR, SRS 6	27-3119541	33735N516	33735N508	33735N490			FWCBJX	5/25/2018	3.89000	0.03268
CS 323 BUILD AMERICA BONDS PORT, 10-20 YEAR, SRS 6	27-3119541	33735N516	33735N508	33735N490			FWCBJX	6/25/2018	3.98000	0.03343
CS 323 BUILD AMERICA BONDS PORT, 10-20 YEAR, SRS 6	27-3119541	33735N516	33735N508	33735N490			FWCBJX	7/25/2018	3.90000	0.03276
CS 323 BUILD AMERICA BONDS PORT, 10-20 YEAR, SRS 6	27-3119541	33735N516	33735N508	33735N490			FWCBJX	8/25/2018	3.88000	0.03259
CS 323 BUILD AMERICA BONDS PORT, 10-20 YEAR, SRS 6	27-3119541	33735N516	33735N508	33735N490			FWCBJX	9/25/2018	3.89000	0.03268
CS 323 BUILD AMERICA BONDS PORT, 10-20 YEAR, SRS 6	27-3119541	33735N516	33735N508	33735N490			FWCBJX	10/25/2018	3.88000	0.03259
CS 323 BUILD AMERICA BONDS PORT, 10-20 YEAR, SRS 6	27-3119541	33735N516	33735N508	33735N490			FWCBJX	11/25/2018	3.89000	0.03268
CS 323 BUILD AMERICA BONDS PORT, 10-20 YEAR, SRS 6	27-3119541	33735N516	33735N508	33735N490			FWCBJX	12/25/2018	3.90000	0.03276
CS 323 BUILD AMERICA BONDS PORT, 10-20 YEAR, SRS 6	27-3119541	33735N516	33735N508	33735N490			FWCBJX	12/25/2018	1.72000	0.01445
CS 325 BUILD AMERICA BONDS PORT, 10-20 YEAR, SRS 7	27-3181113	33735N573	33735N565	33735N557			FAJGZX	1/25/2018	3.98000	0.10069
CS 325 BUILD AMERICA BONDS PORT, 10-20 YEAR, SRS 7	27-3181113	33735N573	33735N565	33735N557			FAJGZX	2/25/2018	3.99000	0.10095
CS 325 BUILD AMERICA BONDS PORT, 10-20 YEAR, SRS 7	27-3181113	33735N573	33735N565	33735N557			FAJGZX	3/25/2018	3.99000	0.10095
CS 325 BUILD AMERICA BONDS PORT, 10-20 YEAR, SRS 7	27-3181113	33735N573	33735N565	33735N557			FAJGZX	4/25/2018	4.00000	0.10120
CS 325 BUILD AMERICA BONDS PORT, 10-20 YEAR, SRS 7	27-3181113	33735N573	33735N565	33735N557			FAJGZX	5/25/2018	3.99000	0.10095
CS 325 BUILD AMERICA BONDS PORT, 10-20 YEAR, SRS 7	27-3181113	33735N573	33735N565	33735N557			FAJGZX	6/25/2018	4.10000	0.10373
CS 325 BUILD AMERICA BONDS PORT, 10-20 YEAR, SRS 7	27-3181113	33735N573	33735N565	33735N557			FAJGZX	7/25/2018	3.99000	0.10095
CS 325 BUILD AMERICA BONDS PORT, 10-20 YEAR, SRS 7	27-3181113	33735N573	33735N565	33735N557			FAJGZX	8/25/2018	3.99000	0.10095
CS 325 BUILD AMERICA BONDS PORT, 10-20 YEAR, SRS 7	27-3181113	33735N573	33735N565	33735N557			FAJGZX	9/25/2018	3.99000	0.10095
CS 325 BUILD AMERICA BONDS PORT, 10-20 YEAR, SRS 7	27-3181113	33735N573	33735N565	33735N557			FAJGZX	10/25/2018	3.99000	0.10095
CS 325 BUILD AMERICA BONDS PORT, 10-20 YEAR, SRS 7	27-3181113	33735N573	33735N565	33735N557			FAJGZX	11/25/2018	3.99000	0.10095
CS 325 BUILD AMERICA BONDS PORT, 10-20 YEAR, SRS 7	27-3181113	33735N573	33735N565	33735N557			FAJGZX	12/25/2018	0.92000	0.02328
CS 325 BUILD AMERICA BONDS PORT, 10-20 YEAR, SRS 7	27-3181113	33735N573	33735N565	33735N557			FAJGZX	12/25/2018	4.02000	0.10171
CS 326 TAX EXEMPT MUNICIPAL INCOME TRUST, SRS 258	27-3227294	33735N599	33735N581	33735N607			FTSALX	1/25/2018	2.98000	1.93253
CS 326 TAX EXEMPT MUNICIPAL INCOME TRUST, SRS 258	27-3227294	33735N599	33735N581	33735N607			FTSALX	2/25/2018	2.97000	1.92605
CS 326 TAX EXEMPT MUNICIPAL INCOME TRUST, SRS 258	27-3227294	33735N599	33735N581	33735N607			FTSALX	3/25/2018	2.98000	1.93253
CS 326 TAX EXEMPT MUNICIPAL INCOME TRUST, SRS 258	27-3227294	33735N599	33735N581	33735N607			FTSALX	4/25/2018	2.96000	1.91956
CS 326 TAX EXEMPT MUNICIPAL INCOME TRUST, SRS 258	27-3227294	33735N599	33735N581	33735N607			FTSALX	4/25/2018	31.72000	20.57042
CS 326 TAX EXEMPT MUNICIPAL INCOME TRUST, SRS 258	27-3227294	33735N599	33735N581	33735N607			FTSALX	5/25/2018	2.85000	1.84823
CS 326 TAX EXEMPT MUNICIPAL INCOME TRUST, SRS 258	27-3227294	33735N599	33735N581	33735N607			FTSALX	6/25/2018	2.95000	1.91308
CS 326 TAX EXEMPT MUNICIPAL INCOME TRUST, SRS 258	27-3227294	33735N599	33735N581	33735N607			FTSALX	7/25/2018	2.85000	1.84823
CS 326 TAX EXEMPT MUNICIPAL INCOME TRUST, SRS 258	27-3227294	33735N599	33735N581	33735N607			FTSALX	8/25/2018	2.79000	1.80932
CS 326 TAX EXEMPT MUNICIPAL INCOME TRUST, SRS 258	27-3227294	33735N599	33735N581	33735N607			FTSALX	8/25/2018	29.55000	19.16318
CS 326 TAX EXEMPT MUNICIPAL INCOME TRUST, SRS 258	27-3227294	33735N599	33735N581	33735N607			FTSALX	9/25/2018	2.73000	1.77041
CS 326 TAX EXEMPT MUNICIPAL INCOME TRUST, SRS 258	27-3227294	33735N599	33735N581	33735N607			FTSALX	10/25/2018	2.72000	1.76392
CS 326 TAX EXEMPT MUNICIPAL INCOME TRUST, SRS 258	27-3227294	33735N599	33735N581	33735N607			FTSALX	11/25/2018	2.72000	1.76392
CS 326 TAX EXEMPT MUNICIPAL INCOME TRUST, SRS 258	27-3227294	33735N599	33735N581	33735N607			FTSALX	12/25/2018	2.75000	1.78338
CS 328 BUILD AMERICA BONDS PORT, 10-20 YEAR, SRS 8	27-3351659	33735N656	33735N649	33735N664			FTBCLX	1/25/2018	3.77000	0.02978
CS 328 BUILD AMERICA BONDS PORT, 10-20 YEAR, SRS 8	27-3351659	33735N656	33735N649	33735N664			FTBCLX	2/25/2018	3.78000	0.02986
CS 328 BUILD AMERICA BONDS PORT, 10-20 YEAR, SRS 8	27-3351659	33735N656	33735N649	33735N664			FTBCLX	3/25/2018	3.77000	0.02978
CS 328 BUILD AMERICA BONDS PORT, 10-20 YEAR, SRS 8	27-3351659	33735N656	33735N649	33735N664			FTBCLX	4/25/2018	3.76000	0.02970

Issuer's Name	EIN	CUSIP 1	CUSIP 2	CUSIP 3	CUSIP 4	CUSIP 5	Ticker Symbol	Date of Corporate Action	Distribution Per Unit	Per Unit Reduction of Taxpayer's Basis
CS 328 BUILD AMERICA BONDS PORT, 10-20 YEAR, SRS 8	27-3351659	33735N656	33735N649	33735N664			FTBCLX	5/25/2018	3.77000	0.02978
CS 328 BUILD AMERICA BONDS PORT, 10-20 YEAR, SRS 8	27-3351659	33735N656	33735N649	33735N664			FTBCLX	6/25/2018	3.88000	0.03065
CS 328 BUILD AMERICA BONDS PORT, 10-20 YEAR, SRS 8	27-3351659	33735N656	33735N649	33735N664			FTBCLX	7/25/2018	3.76000	0.02970
CS 328 BUILD AMERICA BONDS PORT, 10-20 YEAR, SRS 8	27-3351659	33735N656	33735N649	33735N664			FTBCLX	8/25/2018	3.76000	0.02970
CS 328 BUILD AMERICA BONDS PORT, 10-20 YEAR, SRS 8	27-3351659	33735N656	33735N649	33735N664			FTBCLX	9/25/2018	3.76000	0.02970
CS 328 BUILD AMERICA BONDS PORT, 10-20 YEAR, SRS 8	27-3351659	33735N656	33735N649	33735N664			FTBCLX	10/25/2018	3.76000	0.02970
CS 328 BUILD AMERICA BONDS PORT, 10-20 YEAR, SRS 8	27-3351659	33735N656	33735N649	33735N664			FTBCLX	11/25/2018	3.76000	0.02970
CS 328 BUILD AMERICA BONDS PORT, 10-20 YEAR, SRS 8	27-3351659	33735N656	33735N649	33735N664			FTBCLX	12/25/2018	3.80000	0.03002
CS 328 BUILD AMERICA BONDS PORT, 10-20 YEAR, SRS 8	27-3351659	33735N656	33735N649	33735N664			FTBCLX	12/25/2018	1.50000	0.01185
CS 329 BUILD AMERICA BONDS PORT, SRS 18	27-3346679	33735N672	33735N680	33735N698			FDRGX	1/25/2018	3.80000	2.02882
CS 329 BUILD AMERICA BONDS PORT, SRS 18	27-3346679	33735N672	33735N680	33735N698			FDRGX	2/25/2018	3.80000	2.02882
CS 329 BUILD AMERICA BONDS PORT, SRS 18	27-3346679	33735N672	33735N680	33735N698			FDRGX	3/25/2018	3.80000	2.02882
CS 329 BUILD AMERICA BONDS PORT, SRS 18	27-3346679	33735N672	33735N680	33735N698			FDRGX	4/25/2018	3.80000	2.02882
CS 329 BUILD AMERICA BONDS PORT, SRS 18	27-3346679	33735N672	33735N680	33735N698			FDRGX	5/25/2018	3.80000	2.02882
CS 329 BUILD AMERICA BONDS PORT, SRS 18	27-3346679	33735N672	33735N680	33735N698			FDRGX	6/25/2018	3.91000	2.08755
CS 329 BUILD AMERICA BONDS PORT, SRS 18	27-3346679	33735N672	33735N680	33735N698			FDRGX	7/25/2018	3.79000	2.02348
CS 329 BUILD AMERICA BONDS PORT, SRS 18	27-3346679	33735N672	33735N680	33735N698			FDRGX	8/25/2018	3.78000	2.01814
CS 329 BUILD AMERICA BONDS PORT, SRS 18	27-3346679	33735N672	33735N680	33735N698			FDRGX	9/25/2018	53.81000	28.72916
CS 329 BUILD AMERICA BONDS PORT, SRS 18	27-3346679	33735N672	33735N680	33735N698			FDRGX	9/25/2018	3.70000	1.97543
CS 329 BUILD AMERICA BONDS PORT, SRS 18	27-3346679	33735N672	33735N680	33735N698			FDRGX	10/25/2018	3.47000	1.85263
CS 329 BUILD AMERICA BONDS PORT, SRS 18	27-3346679	33735N672	33735N680	33735N698			FDRGX	11/25/2018	3.47000	1.85263
CS 329 BUILD AMERICA BONDS PORT, SRS 18	27-3346679	33735N672	33735N680	33735N698			FDRGX	12/25/2018	3.52000	1.87933
CS 330 TAX EXEMPT MUNICIPAL INCOME TRUST, SRS 259	27-3430202	33735N722	33735N714	33735N706			FMUNEX	1/25/2018	2.24000	1.78842
CS 330 TAX EXEMPT MUNICIPAL INCOME TRUST, SRS 259	27-3430202	33735N722	33735N714	33735N706			FMUNEX	2/25/2018	2.26000	1.80438
CS 330 TAX EXEMPT MUNICIPAL INCOME TRUST, SRS 259	27-3430202	33735N722	33735N714	33735N706			FMUNEX	2/25/2018	2.26000	1.80438
CS 330 TAX EXEMPT MUNICIPAL INCOME TRUST, SRS 259	27-3430202	33735N722	33735N714	33735N706			FMUNEX	4/25/2018	2.26000	1.80438
CS 330 TAX EXEMPT MUNICIPAL INCOME TRUST, SRS 259	27-3430202	33735N722	33735N714	33735N706			FMUNEX	5/25/2018	2.26000	1.80438
CS 330 TAX EXEMPT MUNICIPAL INCOME TRUST, SRS 259	27-3430202	33735N722	33735N714	33735N706			FMUNEX	6/25/2018	2.36000	1.88422
CS 330 TAX EXEMPT MUNICIPAL INCOME TRUST, SRS 259	27-3430202	33735N722	33735N714	33735N706			FMUNEX	7/25/2018	2.25000	1.79640
CS 330 TAX EXEMPT MUNICIPAL INCOME TRUST, SRS 259	27-3430202	33735N722	33735N714	33735N706			FMUNEX	8/25/2018	62.55000	49.93992
CS 330 TAX EXEMPT MUNICIPAL INCOME TRUST, SRS 259	27-3430202	33735N722	33735N714	33735N706			FMUNEX	8/25/2018	2.06000	1.64470
CS 330 TAX EXEMPT MUNICIPAL INCOME TRUST, SRS 259	27-3430202	33735N722	33735N714	33735N706			FMUNEX	9/25/2018	1.99000	1.58882
CS 330 TAX EXEMPT MUNICIPAL INCOME TRUST, SRS 259	27-3430202	33735N722	33735N714	33735N706			FMUNEX	10/25/2018	1.95000	1.56688
CS 330 TAX EXEMPT MUNICIPAL INCOME TRUST, SRS 259	27-3430202	33735N722	33735N714	33735N706			FMUNEX	10/25/2018	24.30000	19.40112
CS 330 TAX EXEMPT MUNICIPAL INCOME TRUST, SRS 259	27-3430202	33735N722	33735N714	33735N706			FMUNEX	11/25/2018	1.85000	1.47704
CS 330 TAX EXEMPT MUNICIPAL INCOME TRUST, SRS 259	27-3430202	33735N722	33735N714	33735N706			FMUNEX	12/25/2018	1.91000	1.52494
CS 331 BUILD AMERICA BONDS PORT, 10-20 YEAR, SRS 9	27-3520777	33735N730	33735N755	33735N748			FCNIJX	1/25/2018	3.88000	0.04501
CS 331 BUILD AMERICA BONDS PORT, 10-20 YEAR, SRS 9	27-3520777	33735N730	33735N755	33735N748			FCNIJX	2/25/2018	3.89000	0.04512
CS 331 BUILD AMERICA BONDS PORT, 10-20 YEAR, SRS 9	27-3520777	33735N730	33735N755	33735N748			FCNIJX	3/25/2018	3.89000	0.04512
CS 331 BUILD AMERICA BONDS PORT, 10-20 YEAR, SRS 9	27-3520777	33735N730	33735N755	33735N748			FCNIJX	4/25/2018	3.90000	0.04524
CS 331 BUILD AMERICA BONDS PORT, 10-20 YEAR, SRS 9	27-3520777	33735N730	33735N755	33735N748			FCNIJX	5/25/2018	3.88000	0.04501
CS 331 BUILD AMERICA BONDS PORT, 10-20 YEAR, SRS 9	27-3520777	33735N730	33735N755	33735N748			FCNIJX	6/25/2018	4.00000	0.04640
CS 331 BUILD AMERICA BONDS PORT, 10-20 YEAR, SRS 9	27-3520777	33735N730	33735N755	33735N748			FCNIJX	7/25/2018	3.89000	0.04512
CS 331 BUILD AMERICA BONDS PORT, 10-20 YEAR, SRS 9	27-3520777	33735N730	33735N755	33735N748			FCNIJX	8/25/2018	3.88000	0.04501
CS 331 BUILD AMERICA BONDS PORT, 10-20 YEAR, SRS 9	27-3520777	33735N730	33735N755	33735N748			FCNIJX	9/25/2018	3.88000	0.04501
CS 331 BUILD AMERICA BONDS PORT, 10-20 YEAR, SRS 9	27-3520777	33735N730	33735N755	33735N748			FCNIJX	10/25/2018	3.88000	0.04501
CS 331 BUILD AMERICA BONDS PORT, 10-20 YEAR, SRS 9	27-3520777	33735N730	33735N755	33735N748			FCNIJX	11/25/2018	3.88000	0.04501
CS 331 BUILD AMERICA BONDS PORT, 10-20 YEAR, SRS 9	27-3520777	33735N730	33735N755	33735N748			FCNIJX	12/25/2018	1.85000	0.02146
CS 331 BUILD AMERICA BONDS PORT, 10-20 YEAR, SRS 9	27-3520777	33735N730	33735N755	33735N748			FCNIJX	12/25/2018	3.90000	0.04524
CS 332 BUILD AMERICA BONDS PORT, SRS 19	27-3581897	33735N763	33735N771	33735N789			FGUYAX	1/25/2018	4.36000	1.20946
CS 332 BUILD AMERICA BONDS PORT, SRS 19	27-3581897	33735N763	33735N771	33735N789			FGUYAX	2/25/2018	4.38000	1.21501
CS 332 BUILD AMERICA BONDS PORT, SRS 19	27-3581897	33735N763	33735N771	33735N789			FGUYAX	3/25/2018	4.36000	1.20946
CS 332 BUILD AMERICA BONDS PORT, SRS 19	27-3581897	33735N763	33735N771	33735N789			FGUYAX	4/25/2018	4.38000	1.21501
CS 332 BUILD AMERICA BONDS PORT, SRS 19	27-3581897	33735N763	33735N771	33735N789			FGUYAX	5/25/2018	4.37000	1.21224
CS 332 BUILD AMERICA BONDS PORT, SRS 19	27-3581897	33735N763	33735N771	33735N789			FGUYAX	6/25/2018	4.49000	1.24553
CS 332 BUILD AMERICA BONDS PORT, SRS 19	27-3581897	33735N763	33735N771	33735N789			FGUYAX	7/25/2018	4.37000	1.21224
CS 332 BUILD AMERICA BONDS PORT, SRS 19	27-3581897	33735N763	33735N771	33735N789			FGUYAX	8/25/2018	4.37000	1.21224
CS 332 BUILD AMERICA BONDS PORT, SRS 19	27-3581897	33735N763	33735N771	33735N789			FGUYAX	9/25/2018	4.33000	1.20114
CS 332 BUILD AMERICA BONDS PORT, SRS 19	27-3581897	33735N763	33735N771	33735N789			FGUYAX	9/25/2018	25.00000	6.93500
CS 332 BUILD AMERICA BONDS PORT, SRS 19	27-3581897	33735N763	33735N771	33735N789			FGUYAX	10/25/2018	4.22000	1.17063
CS 332 BUILD AMERICA BONDS PORT, SRS 19	27-3581897	33735N763	33735N771	33735N789			FGUYAX	11/25/2018	4.23000	1.17340
CS 332 BUILD AMERICA BONDS PORT, SRS 19	27-3581897	33735N763	33735N771	33735N789			FGUYAX	12/25/2018	4.27000	1.18450

Issuer's Name	EIN	CUSIP 1	CUSIP 2	CUSIP 3	CUSIP 4	CUSIP 5	Ticker Symbol	Date of Corporate Action	Distribution Per Unit	Per Unit Reduction of Taxpayer's Basis
CS 333 TAX EXEMPT MUNICIPAL INCOME TRUST, SRS 260	27-3553253	33735N797	33735N805	33735N813			FTBCJX	1/25/2018	2.66000	1.99527
CS 333 TAX EXEMPT MUNICIPAL INCOME TRUST, SRS 260	27-3553253	33735N797	33735N805	33735N813			FTBCJX	2/25/2018	2.67000	2.00277
CS 333 TAX EXEMPT MUNICIPAL INCOME TRUST, SRS 260	27-3553253	33735N797	33735N805	33735N813			FTBCJX	3/25/2018	2.66000	1.99527
CS 333 TAX EXEMPT MUNICIPAL INCOME TRUST, SRS 260	27-3553253	33735N797	33735N805	33735N813			FTBCJX	4/25/2018	2.65000	1.98777
CS 333 TAX EXEMPT MUNICIPAL INCOME TRUST, SRS 260	27-3553253	33735N797	33735N805	33735N813			FTBCJX	5/25/2018	2.66000	1.99527
CS 333 TAX EXEMPT MUNICIPAL INCOME TRUST, SRS 260	27-3553253	33735N797	33735N805	33735N813			FTBCJX	6/25/2018	2.74000	2.05527
CS 333 TAX EXEMPT MUNICIPAL INCOME TRUST, SRS 260	27-3553253	33735N797	33735N805	33735N813			FTBCJX	7/25/2018	2.57000	1.92776
CS 333 TAX EXEMPT MUNICIPAL INCOME TRUST, SRS 260	27-3553253	33735N797	33735N805	33735N813			FTBCJX	7/25/2018	59.08000	44.31591
CS 333 TAX EXEMPT MUNICIPAL INCOME TRUST, SRS 260	27-3553253	33735N797	33735N805	33735N813			FTBCJX	8/25/2018	2.39000	1.79274
CS 333 TAX EXEMPT MUNICIPAL INCOME TRUST, SRS 260	27-3553253	33735N797	33735N805	33735N813			FTBCJX	9/25/2018	2.39000	1.79274
CS 333 TAX EXEMPT MUNICIPAL INCOME TRUST, SRS 260	27-3553253	33735N797	33735N805	33735N813			FTBCJX	10/25/2018	29.34000	22.00793
CS 333 TAX EXEMPT MUNICIPAL INCOME TRUST, SRS 260	27-3553253	33735N797	33735N805	33735N813			FTBCJX	10/25/2018	2.36000	1.77024
CS 333 TAX EXEMPT MUNICIPAL INCOME TRUST, SRS 260	27-3553253	33735N797	33735N805	33735N813			FTBCJX	11/25/2018	2.23000	1.67272
CS 333 TAX EXEMPT MUNICIPAL INCOME TRUST, SRS 260	27-3553253	33735N797	33735N805	33735N813			FTBCJX	12/25/2018	2.30000	1.72523
CS 334 BUILD AMERICA BONDS PORT, 10-20 YEAR, SRS 10	27-3608023	33735N839	33735N821	33735N847			FCHDMX	1/25/2018	3.93000	1.58536
CS 334 BUILD AMERICA BONDS PORT, 10-20 YEAR, SRS 10	27-3608023	33735N839	33735N821	33735N847			FCHDMX	2/25/2018	3.95000	1.59343
CS 334 BUILD AMERICA BONDS PORT, 10-20 YEAR, SRS 10	27-3608023	33735N839	33735N821	33735N847			FCHDMX	3/25/2018	3.93000	1.58536
CS 334 BUILD AMERICA BONDS PORT, 10-20 YEAR, SRS 10	27-3608023	33735N839	33735N821	33735N847			FCHDMX	4/25/2018	3.93000	1.58536
CS 334 BUILD AMERICA BONDS PORT, 10-20 YEAR, SRS 10	27-3608023	33735N839	33735N821	33735N847			FCHDMX	5/25/2018	3.94000	1.58940
CS 334 BUILD AMERICA BONDS PORT, 10-20 YEAR, SRS 10	27-3608023	33735N839	33735N821	33735N847			FCHDMX	6/25/2018	36.36000	14.66762
CS 334 BUILD AMERICA BONDS PORT, 10-20 YEAR, SRS 10	27-3608023	33735N839	33735N821	33735N847			FCHDMX	6/25/2018	3.88000	1.56519
CS 334 BUILD AMERICA BONDS PORT, 10-20 YEAR, SRS 10	27-3608023	33735N839	33735N821	33735N847			FCHDMX	7/25/2018	3.76000	1.51678
CS 334 BUILD AMERICA BONDS PORT, 10-20 YEAR, SRS 10	27-3608023	33735N839	33735N821	33735N847			FCHDMX	8/25/2018	3.76000	1.51678
CS 334 BUILD AMERICA BONDS PORT, 10-20 YEAR, SRS 10	27-3608023	33735N839	33735N821	33735N847			FCHDMX	9/25/2018	3.75000	1.51275
CS 334 BUILD AMERICA BONDS PORT, 10-20 YEAR, SRS 10	27-3608023	33735N839	33735N821	33735N847			FCHDMX	10/25/2018	3.75000	1.51275
CS 334 BUILD AMERICA BONDS PORT, 10-20 YEAR, SRS 10	27-3608023	33735N839	33735N821	33735N847			FCHDMX	11/25/2018	3.76000	1.51678
CS 334 BUILD AMERICA BONDS PORT, 10-20 YEAR, SRS 10	27-3608023	33735N839	33735N821	33735N847			FCHDMX	12/25/2018	3.80000	1.53292
CS 335 BUILD AMERICA BONDS PORT, SRS 20	27-3672264	33735N862	33735N870	33735N854			FDNBUX	1/25/2018	3.96000	1.02802
CS 335 BUILD AMERICA BONDS PORT, SRS 20	27-3672264	33735N862	33735N870	33735N854			FDNBUX	2/25/2018	20.05000	5.20498
CS 335 BUILD AMERICA BONDS PORT, SRS 20	27-3672264	33735N862	33735N870	33735N854			FDNBUX	2/25/2018	3.93000	1.02023
CS 335 BUILD AMERICA BONDS PORT, SRS 20	27-3672264	33735N862	33735N870	33735N854			FDNBUX	3/25/2018	3.86000	1.00206
CS 335 BUILD AMERICA BONDS PORT, SRS 20	27-3672264	33735N862	33735N870	33735N854			FDNBUX	4/25/2018	3.86000	1.00206
CS 335 BUILD AMERICA BONDS PORT, SRS 20	27-3672264	33735N862	33735N870	33735N854			FDNBUX	5/25/2018	3.85000	0.99946
CS 335 BUILD AMERICA BONDS PORT, SRS 20	27-3672264	33735N862	33735N870	33735N854			FDNBUX	6/25/2018	3.98000	1.03321
CS 335 BUILD AMERICA BONDS PORT, SRS 20	27-3672264	33735N862	33735N870	33735N854			FDNBUX	7/25/2018	3.86000	1.00206
CS 335 BUILD AMERICA BONDS PORT, SRS 20	27-3672264	33735N862	33735N870	33735N854			FDNBUX	8/25/2018	3.86000	1.00206
CS 335 BUILD AMERICA BONDS PORT, SRS 20	27-3672264	33735N862	33735N870	33735N854			FDNBUX	9/25/2018	3.85000	0.99946
CS 335 BUILD AMERICA BONDS PORT, SRS 20	27-3672264	33735N862	33735N870	33735N854			FDNBUX	10/25/2018	3.86000	1.00206
CS 335 BUILD AMERICA BONDS PORT, SRS 20	27-3672264	33735N862	33735N870	33735N854			FDNBUX	11/25/2018	3.86000	1.00206
CS 335 BUILD AMERICA BONDS PORT, SRS 20	27-3672264	33735N862	33735N870	33735N854			FDNBUX	12/25/2018	3.89000	1.00984
CS 339 TAX EXEMPT MUNICIPAL INCOME TRUST, SRS 261	27-3775326	33736P197	33736P213	33736P205			FRESIX	1/25/2018	3.94000	2.69023
CS 339 TAX EXEMPT MUNICIPAL INCOME TRUST, SRS 261	27-3775326	33736P197	33736P213	33736P205			FRESIX	2/25/2018	3.95000	2.69706
CS 339 TAX EXEMPT MUNICIPAL INCOME TRUST, SRS 261	27-3775326	33736P197	33736P213	33736P205			FRESIX	3/25/2018	3.84000	2.62195
CS 339 TAX EXEMPT MUNICIPAL INCOME TRUST, SRS 261	27-3775326	33736P197	33736P213	33736P205			FRESIX	3/25/2018	21.79000	14.87821
CS 339 TAX EXEMPT MUNICIPAL INCOME TRUST, SRS 261	27-3775326	33736P197	33736P213	33736P205			FRESIX	4/25/2018	3.84000	2.62195
CS 339 TAX EXEMPT MUNICIPAL INCOME TRUST, SRS 261	27-3775326	33736P197	33736P213	33736P205			FRESIX	5/25/2018	3.84000	2.62195
CS 339 TAX EXEMPT MUNICIPAL INCOME TRUST, SRS 261	27-3775326	33736P197	33736P213	33736P205			FRESIX	6/25/2018	3.93000	2.68340
CS 339 TAX EXEMPT MUNICIPAL INCOME TRUST, SRS 261	27-3775326	33736P197	33736P213	33736P205			FRESIX	6/25/2018	3.50000	2.38980
CS 339 TAX EXEMPT MUNICIPAL INCOME TRUST, SRS 261	27-3775326	33736P197	33736P213	33736P205			FRESIX	7/25/2018	40.96000	27.96749
CS 339 TAX EXEMPT MUNICIPAL INCOME TRUST, SRS 261	27-3775326	33736P197	33736P213	33736P205			FRESIX	7/25/2018	3.77000	2.57416
CS 339 TAX EXEMPT MUNICIPAL INCOME TRUST, SRS 261	27-3775326	33736P197	33736P213	33736P205			FRESIX	8/25/2018	3.64000	2.48539
CS 339 TAX EXEMPT MUNICIPAL INCOME TRUST, SRS 261	27-3775326	33736P197	33736P213	33736P205			FRESIX	9/25/2018	3.65000	2.49222
CS 339 TAX EXEMPT MUNICIPAL INCOME TRUST, SRS 261	27-3775326	33736P197	33736P213	33736P205			FRESIX	10/25/2018	3.61000	2.46491
CS 339 TAX EXEMPT MUNICIPAL INCOME TRUST, SRS 261	27-3775326	33736P197	33736P213	33736P205			FRESIX	10/25/2018	32.99000	22.52557
CS 339 TAX EXEMPT MUNICIPAL INCOME TRUST, SRS 261	27-3775326	33736P197	33736P213	33736P205			FRESIX	11/25/2018	3.47000	2.36932
CS 339 TAX EXEMPT MUNICIPAL INCOME TRUST, SRS 261	27-3775326	33736P197	33736P213	33736P205			FRESIX	12/25/2018	3.53000	2.41028
CS 343 TAX EXEMPT MUNICIPAL INCOME TRUST, SRS 262	27-4101214	33736P312	33736P338	33736P320			FBNYRX	1/25/2018	3.90000	1.98666
CS 343 TAX EXEMPT MUNICIPAL INCOME TRUST, SRS 262	27-4101214	33736P312	33736P338	33736P320			FBNYRX	2/25/2018	3.88000	1.97647
CS 343 TAX EXEMPT MUNICIPAL INCOME TRUST, SRS 262	27-4101214	33736P312	33736P338	33736P320			FBNYRX	3/25/2018	3.90000	1.98666
CS 343 TAX EXEMPT MUNICIPAL INCOME TRUST, SRS 262	27-4101214	33736P312	33736P338	33736P320			FBNYRX	4/25/2018	3.88000	1.97647
CS 343 TAX EXEMPT MUNICIPAL INCOME TRUST, SRS 262	27-4101214	33736P312	33736P338	33736P320			FBNYRX	5/25/2018	3.90000	1.98666
CS 343 TAX EXEMPT MUNICIPAL INCOME TRUST, SRS 262	27-4101214	33736P312	33736P338	33736P320			FBNYRX	6/25/2018	4.00000	2.03760
CS 343 TAX EXEMPT MUNICIPAL INCOME TRUST, SRS 262	27-4101214	33736P312	33736P338	33736P320			FBNYRX	7/25/2018	3.80000	1.93572

Issuer's Name	EIN	CUSIP 1	CUSIP 2	CUSIP 3	CUSIP 4	CUSIP 5	Ticker Symbol	Date of Corporate Action	Distribution Per Unit	Per Unit Reduction of Taxpayer's Basis
CS 343 TAX EXEMPT MUNICIPAL INCOME TRUST, SRS 262	27-4101214	33736P312	33736P338	33736P320			FBNYRX	7/25/2018	61.45000	31.30263
CS 343 TAX EXEMPT MUNICIPAL INCOME TRUST, SRS 262	27-4101214	33736P312	33736P338	33736P320			FBNYRX	8/25/2018	3.57000	1.81856
CS 343 TAX EXEMPT MUNICIPAL INCOME TRUST, SRS 262	27-4101214	33736P312	33736P338	33736P320			FBNYRX	9/25/2018	3.58000	1.82365
CS 343 TAX EXEMPT MUNICIPAL INCOME TRUST, SRS 262	27-4101214	33736P312	33736P338	33736P320			FBNYRX	10/25/2018	3.58000	1.82365
CS 343 TAX EXEMPT MUNICIPAL INCOME TRUST, SRS 262	27-4101214	33736P312	33736P338	33736P320			FBNYRX	11/25/2018	3.58000	1.82365
CS 343 TAX EXEMPT MUNICIPAL INCOME TRUST, SRS 262	27-4101214	33736P312	33736P338	33736P320			FBNYRX	12/25/2018	3.63000	1.84912
CS 349 TAX EXEMPT MNCP INC TRUST, INTERMEDIATE SRS	27-4446753	33736P429	33736P411	33736P403			FCUPOX	1/25/2018	2.04000	1.63955
CS 349 TAX EXEMPT MNCP INC TRUST, INTERMEDIATE SRS	27-4446753	33736P429	33736P411	33736P403			FCUPOX	2/25/2018	2.06000	1.65562
CS 349 TAX EXEMPT MNCP INC TRUST, INTERMEDIATE SRS	27-4446753	33736P429	33736P411	33736P403			FCUPOX	3/25/2018	2.05000	1.64759
CS 349 TAX EXEMPT MNCP INC TRUST, INTERMEDIATE SRS	27-4446753	33736P429	33736P411	33736P403			FCUPOX	4/25/2018	2.06000	1.65562
CS 349 TAX EXEMPT MNCP INC TRUST, INTERMEDIATE SRS	27-4446753	33736P429	33736P411	33736P403			FCUPOX	5/25/2018	2.06000	1.65562
CS 349 TAX EXEMPT MNCP INC TRUST, INTERMEDIATE SRS	27-4446753	33736P429	33736P411	33736P403			FCUPOX	6/25/2018	2.03000	1.63151
CS 349 TAX EXEMPT MNCP INC TRUST, INTERMEDIATE SRS	27-4446753	33736P429	33736P411	33736P403			FCUPOX	6/25/2018	18.71000	15.03723
CS 349 TAX EXEMPT MNCP INC TRUST, INTERMEDIATE SRS	27-4446753	33736P429	33736P411	33736P403			FCUPOX	7/25/2018	1.91000	1.53507
CS 349 TAX EXEMPT MNCP INC TRUST, INTERMEDIATE SRS	27-4446753	33736P429	33736P411	33736P403			FCUPOX	8/25/2018	1.91000	1.53507
CS 349 TAX EXEMPT MNCP INC TRUST, INTERMEDIATE SRS	27-4446753	33736P429	33736P411	33736P403			FCUPOX	9/25/2018	1.91000	1.53507
CS 349 TAX EXEMPT MNCP INC TRUST, INTERMEDIATE SRS	27-4446753	33736P429	33736P411	33736P403			FCUPOX	10/25/2018	1.90000	1.52703
CS 349 TAX EXEMPT MNCP INC TRUST, INTERMEDIATE SRS	27-4446753	33736P429	33736P411	33736P403			FCUPOX	11/25/2018	1.91000	1.53507
CS 349 TAX EXEMPT MNCP INC TRUST, INTERMEDIATE SRS	27-4446753	33736P429	33736P411	33736P403			FCUPOX	12/25/2018	48.12000	38.67404
CS 349 TAX EXEMPT MNCP INC TRUST, INTERMEDIATE SRS	27-4446753	33736P429	33736P411	33736P403			FCUPOX	12/25/2018	1.86000	1.49488
CS 347 TAX EXEMPT MUNICIPAL INCOME TRUST, SRS 263	27-4479297	33736P445	33736P452	33736P437			FKVRAX	1/25/2018	3.62000	1.45379
CS 347 TAX EXEMPT MUNICIPAL INCOME TRUST, SRS 263	27-4479297	33736P445	33736P452	33736P437			FKVRAX	2/25/2018	3.62000	1.45379
CS 347 TAX EXEMPT MUNICIPAL INCOME TRUST, SRS 263	27-4479297	33736P445	33736P452	33736P437			FKVRAX	3/25/2018	3.63000	1.45781
CS 347 TAX EXEMPT MUNICIPAL INCOME TRUST, SRS 263	27-4479297	33736P445	33736P452	33736P437			FKVRAX	4/25/2018	3.62000	1.45379
CS 347 TAX EXEMPT MUNICIPAL INCOME TRUST, SRS 263	27-4479297	33736P445	33736P452	33736P437			FKVRAX	5/25/2018	3.62000	1.45379
CS 347 TAX EXEMPT MUNICIPAL INCOME TRUST, SRS 263	27-4479297	33736P445	33736P452	33736P437			FKVRAX	6/25/2018	3.74000	1.50198
CS 347 TAX EXEMPT MUNICIPAL INCOME TRUST, SRS 263	27-4479297	33736P445	33736P452	33736P437			FKVRAX	7/25/2018	3.61000	1.44978
CS 347 TAX EXEMPT MUNICIPAL INCOME TRUST, SRS 263	27-4479297	33736P445	33736P452	33736P437			FKVRAX	8/25/2018	3.63000	1.45781
CS 347 TAX EXEMPT MUNICIPAL INCOME TRUST, SRS 263	27-4479297	33736P445	33736P452	33736P437			FKVRAX	9/25/2018	31.74000	12.74678
CS 347 TAX EXEMPT MUNICIPAL INCOME TRUST, SRS 263	27-4479297	33736P445	33736P452	33736P437			FKVRAX	9/25/2018	3.52000	1.41363
CS 347 TAX EXEMPT MUNICIPAL INCOME TRUST, SRS 263	27-4479297	33736P445	33736P452	33736P437			FKVRAX	10/25/2018	3.47000	1.39355
CS 347 TAX EXEMPT MUNICIPAL INCOME TRUST, SRS 263	27-4479297	33736P445	33736P452	33736P437			FKVRAX	11/25/2018	3.47000	1.39355
CS 347 TAX EXEMPT MUNICIPAL INCOME TRUST, SRS 263	27-4479297	33736P445	33736P452	33736P437			FKVRAX	12/25/2018	3.52000	1.41363
CS 352 TAX EXEMPT MNCP INC TRST, INTERMEDIATE SRS 2	45-2441458	33736P551	33736P569	33736P577			FRIDEX	1/25/2018	2.42000	2.24697
CS 352 TAX EXEMPT MNCP INC TRST, INTERMEDIATE SRS 2	45-2441458	33736P551	33736P569	33736P577			FRIDEX	1/25/2018	15.48000	14.35461
CS 352 TAX EXEMPT MNCP INC TRST, INTERMEDIATE SRS 2	45-2441458	33736P551	33736P569	33736P577			FRIDEX	2/25/2018	2.31000	2.14484
CS 352 TAX EXEMPT MNCP INC TRST, INTERMEDIATE SRS 2	45-2441458	33736P551	33736P569	33736P577			FRIDEX	3/25/2018	153.52000	142.54332
CS 352 TAX EXEMPT MNCP INC TRST, INTERMEDIATE SRS 2	45-2441458	33736P551	33736P569	33736P577			FRIDEX	3/25/2018	2.01000	1.86629
CS 352 TAX EXEMPT MNCP INC TRST, INTERMEDIATE SRS 2	45-2441458	33736P551	33736P569	33736P577			FRIDEX	4/25/2018	1.66000	1.54131
CS 352 TAX EXEMPT MNCP INC TRST, INTERMEDIATE SRS 2	45-2441458	33736P551	33736P569	33736P577			FRIDEX	5/25/2018	1.67000	1.55060
CS 352 TAX EXEMPT MNCP INC TRST, INTERMEDIATE SRS 2	45-2441458	33736P551	33736P569	33736P577			FRIDEX	6/25/2018	1.77000	1.64345
CS 352 TAX EXEMPT MNCP INC TRST, INTERMEDIATE SRS 2	45-2441458	33736P551	33736P569	33736P577			FRIDEX	7/25/2018	1.58000	1.46703
CS 352 TAX EXEMPT MNCP INC TRST, INTERMEDIATE SRS 2	45-2441458	33736P551	33736P569	33736P577			FRIDEX	7/25/2018	25.66000	23.82531
CS 352 TAX EXEMPT MNCP INC TRST, INTERMEDIATE SRS 2	45-2441458	33736P551	33736P569	33736P577			FRIDEX	8/25/2018	1.56000	1.44846
CS 352 TAX EXEMPT MNCP INC TRST, INTERMEDIATE SRS 2	45-2441458	33736P551	33736P569	33736P577			FRIDEX	9/25/2018	1.58000	1.46703
CS 352 TAX EXEMPT MNCP INC TRST, INTERMEDIATE SRS 2	45-2441458	33736P551	33736P569	33736P577			FRIDEX	10/25/2018	1.56000	1.44846
CS 352 TAX EXEMPT MNCP INC TRST, INTERMEDIATE SRS 2	45-2441458	33736P551	33736P569	33736P577			FRIDEX	11/25/2018	1.58000	1.46703
CS 352 TAX EXEMPT MNCP INC TRST, INTERMEDIATE SRS 2	45-2441458	33736P551	33736P569	33736P577			FRIDEX	12/25/2018	1.66000	1.54131
CS 353 TAX EXEMPT MUNICIPAL INCOME TRUST, SRS 264	27-5086759	33736P627	33736P619	33736P635			FHTEBX	1/25/2018	4.07000	1.46357
CS 353 TAX EXEMPT MUNICIPAL INCOME TRUST, SRS 264	27-5086759	33736P627	33736P619	33736P635			FHTEBX	2/25/2018	4.08000	1.46717
CS 353 TAX EXEMPT MUNICIPAL INCOME TRUST, SRS 264	27-5086759	33736P627	33736P619	33736P635			FHTEBX	3/25/2018	4.07000	1.46357
CS 353 TAX EXEMPT MUNICIPAL INCOME TRUST, SRS 264	27-5086759	33736P627	33736P619	33736P635			FHTEBX	4/25/2018	4.08000	1.46717
CS 353 TAX EXEMPT MUNICIPAL INCOME TRUST, SRS 264	27-5086759	33736P627	33736P619	33736P635			FHTEBX	5/25/2018	4.08000	1.46717
CS 353 TAX EXEMPT MUNICIPAL INCOME TRUST, SRS 264	27-5086759	33736P627	33736P619	33736P635			FHTEBX	6/25/2018	4.19000	1.50672
CS 353 TAX EXEMPT MUNICIPAL INCOME TRUST, SRS 264	27-5086759	33736P627	33736P619	33736P635			FHTEBX	7/25/2018	4.07000	1.46357
CS 353 TAX EXEMPT MUNICIPAL INCOME TRUST, SRS 264	27-5086759	33736P627	33736P619	33736P635			FHTEBX	8/25/2018	4.01000	1.44200
CS 353 TAX EXEMPT MUNICIPAL INCOME TRUST, SRS 264	27-5086759	33736P627	33736P619	33736P635			FHTEBX	8/25/2018	43.07000	15.48797
CS 353 TAX EXEMPT MUNICIPAL INCOME TRUST, SRS 264	27-5086759	33736P627	33736P619	33736P635			FHTEBX	9/25/2018	3.87000	1.39165
CS 353 TAX EXEMPT MUNICIPAL INCOME TRUST, SRS 264	27-5086759	33736P627	33736P619	33736P635			FHTEBX	10/25/2018	3.88000	1.39525
CS 353 TAX EXEMPT MUNICIPAL INCOME TRUST, SRS 264	27-5086759	33736P627	33736P619	33736P635			FHTEBX	11/25/2018	3.87000	1.39165
CS 353 TAX EXEMPT MUNICIPAL INCOME TRUST, SRS 264	27-5086759	33736P627	33736P619	33736P635			FHTEBX	12/25/2018	3.91000	1.40604
CS 360 BUILD AMERICA BONDS PORT, SRS 32	45-1580783	33736P809	33736P791	33736P817			FNSTX	1/25/2018	4.80000	0.04512

Issuer's Name	EIN	CUSIP 1	CUSIP 2	CUSIP 3	CUSIP 4	CUSIP 5	Ticker Symbol	Date of Corporate Action	Distribution Per Unit	Per Unit Reduction of Taxpayer's Basis
CS 387 BUILD AMERICA BONDS PORT, SRS 49	45-4110847	33737E183	33737E167	33737E175			FPIPEX	12/25/2018	4.05000	1.87637
CS 388 BUILD AMERICA BONDS PORT, SRS 47	45-3853496	33737E191	33737E217	33737E209			FNKGLX	1/25/2018	4.10000	0.24108
CS 388 BUILD AMERICA BONDS PORT, SRS 47	45-3853496	33737E191	33737E217	33737E209			FNKGLX	2/25/2018	4.10000	0.24108
CS 388 BUILD AMERICA BONDS PORT, SRS 47	45-3853496	33737E191	33737E217	33737E209			FNKGLX	3/25/2018	4.10000	0.24108
CS 388 BUILD AMERICA BONDS PORT, SRS 47	45-3853496	33737E191	33737E217	33737E209			FNKGLX	4/25/2018	4.10000	0.24108
CS 388 BUILD AMERICA BONDS PORT, SRS 47	45-3853496	33737E191	33737E217	33737E209			FNKGLX	5/25/2018	4.10000	0.24108
CS 388 BUILD AMERICA BONDS PORT, SRS 47	45-3853496	33737E191	33737E217	33737E209			FNKGLX	6/25/2018	4.22000	0.24814
CS 388 BUILD AMERICA BONDS PORT, SRS 47	45-3853496	33737E191	33737E217	33737E209			FNKGLX	7/25/2018	4.10000	0.24108
CS 388 BUILD AMERICA BONDS PORT, SRS 47	45-3853496	33737E191	33737E217	33737E209			FNKGLX	8/25/2018	4.10000	0.24108
CS 388 BUILD AMERICA BONDS PORT, SRS 47	45-3853496	33737E191	33737E217	33737E209			FNKGLX	9/25/2018	4.09000	0.24049
CS 388 BUILD AMERICA BONDS PORT, SRS 47	45-3853496	33737E191	33737E217	33737E209			FNKGLX	10/25/2018	4.09000	0.24049
CS 388 BUILD AMERICA BONDS PORT, SRS 47	45-3853496	33737E191	33737E217	33737E209			FNKGLX	11/25/2018	4.09000	0.24049
CS 388 BUILD AMERICA BONDS PORT, SRS 47	45-3853496	33737E191	33737E217	33737E209			FNKGLX	12/25/2018	4.13000	0.24284
CS 389 TAX EXEMPT MUNICIPAL INCOME TRUST, SRS 273	45-3930295	33737E225	33737E241	33737E233			FHKYCX	1/25/2018	3.38000	2.38189
CS 389 TAX EXEMPT MUNICIPAL INCOME TRUST, SRS 273	45-3930295	33737E225	33737E241	33737E233			FHKYCX	1/25/2018	55.36000	39.01219
CS 389 TAX EXEMPT MUNICIPAL INCOME TRUST, SRS 273	45-3930295	33737E225	33737E241	33737E233			FHKYCX	2/25/2018	3.21000	2.26209
CS 389 TAX EXEMPT MUNICIPAL INCOME TRUST, SRS 273	45-3930295	33737E225	33737E241	33737E233			FHKYCX	3/25/2018	3.21000	2.26209
CS 389 TAX EXEMPT MUNICIPAL INCOME TRUST, SRS 273	45-3930295	33737E225	33737E241	33737E233			FHKYCX	4/25/2018	3.20000	2.25504
CS 389 TAX EXEMPT MUNICIPAL INCOME TRUST, SRS 273	45-3930295	33737E225	33737E241	33737E233			FHKYCX	5/25/2018	3.22000	2.26913
CS 389 TAX EXEMPT MUNICIPAL INCOME TRUST, SRS 273	45-3930295	33737E225	33737E241	33737E233			FHKYCX	6/25/2018	26.72000	18.82958
CS 389 TAX EXEMPT MUNICIPAL INCOME TRUST, SRS 273	45-3930295	33737E225	33737E241	33737E233			FHKYCX	6/25/2018	3.29000	2.31846
CS 389 TAX EXEMPT MUNICIPAL INCOME TRUST, SRS 273	45-3930295	33737E225	33737E241	33737E233			FHKYCX	7/25/2018	3.04000	2.14229
CS 389 TAX EXEMPT MUNICIPAL INCOME TRUST, SRS 273	45-3930295	33737E225	33737E241	33737E233			FHKYCX	8/25/2018	3.04000	2.14229
CS 389 TAX EXEMPT MUNICIPAL INCOME TRUST, SRS 273	45-3930295	33737E225	33737E241	33737E233			FHKYCX	9/25/2018	3.05000	2.14934
CS 389 TAX EXEMPT MUNICIPAL INCOME TRUST, SRS 273	45-3930295	33737E225	33737E241	33737E233			FHKYCX	10/25/2018	3.04000	2.14229
CS 389 TAX EXEMPT MUNICIPAL INCOME TRUST, SRS 273	45-3930295	33737E225	33737E241	33737E233			FHKYCX	11/25/2018	3.04000	2.14229
CS 389 TAX EXEMPT MUNICIPAL INCOME TRUST, SRS 273	45-3930295	33737E225	33737E241	33737E233			FHKYCX	12/25/2018	3.08000	2.17048
CS 390 BUILD AMERICA BONDS PORT, SRS 48	45-3949920	33737E274	33737E266	33737E258			FBRHLX	1/25/2018	4.45000	0.18468
CS 390 BUILD AMERICA BONDS PORT, SRS 48	45-3949920	33737E274	33737E266	33737E258			FBRHLX	2/25/2018	4.45000	0.18468
CS 390 BUILD AMERICA BONDS PORT, SRS 48	45-3949920	33737E274	33737E266	33737E258			FBRHLX	3/25/2018	4.46000	0.18509
CS 390 BUILD AMERICA BONDS PORT, SRS 48	45-3949920	33737E274	33737E266	33737E258			FBRHLX	4/25/2018	4.45000	0.18468
CS 390 BUILD AMERICA BONDS PORT, SRS 48	45-3949920	33737E274	33737E266	33737E258			FBRHLX	5/25/2018	4.46000	0.18509
CS 390 BUILD AMERICA BONDS PORT, SRS 48	45-3949920	33737E274	33737E266	33737E258			FBRHLX	6/25/2018	4.58000	0.19007
CS 390 BUILD AMERICA BONDS PORT, SRS 48	45-3949920	33737E274	33737E266	33737E258			FBRHLX	7/25/2018	4.46000	0.18509
CS 390 BUILD AMERICA BONDS PORT, SRS 48	45-3949920	33737E274	33737E266	33737E258			FBRHLX	8/25/2018	4.45000	0.18468
CS 390 BUILD AMERICA BONDS PORT, SRS 48	45-3949920	33737E274	33737E266	33737E258			FBRHLX	9/25/2018	4.45000	0.18468
CS 390 BUILD AMERICA BONDS PORT, SRS 48	45-3949920	33737E274	33737E266	33737E258			FBRHLX	10/25/2018	4.45000	0.18468
CS 390 BUILD AMERICA BONDS PORT, SRS 48	45-3949920	33737E274	33737E266	33737E258			FBRHLX	11/25/2018	4.45000	0.18468
CS 390 BUILD AMERICA BONDS PORT, SRS 48	45-3949920	33737E274	33737E266	33737E258			FBRHLX	12/25/2018	4.49000	0.18634
CS 391 TAX EXEMPT MUNICIPAL INCOME TRUST, SRS 274	35-2433497	33737E290	33737E282	33737E308			FKMRAX	1/25/2018	3.10000	1.62099
CS 391 TAX EXEMPT MUNICIPAL INCOME TRUST, SRS 274	35-2433497	33737E290	33737E282	33737E308			FKMRAX	2/25/2018	3.11000	1.62622
CS 391 TAX EXEMPT MUNICIPAL INCOME TRUST, SRS 274	35-2433497	33737E290	33737E282	33737E308			FKMRAX	3/25/2018	3.10000	1.62099
CS 391 TAX EXEMPT MUNICIPAL INCOME TRUST, SRS 274	35-2433497	33737E290	33737E282	33737E308			FKMRAX	4/25/2018	3.11000	1.62622
CS 391 TAX EXEMPT MUNICIPAL INCOME TRUST, SRS 274	35-2433497	33737E290	33737E282	33737E308			FKMRAX	5/25/2018	3.07000	1.60530
CS 391 TAX EXEMPT MUNICIPAL INCOME TRUST, SRS 274	35-2433497	33737E290	33737E282	33737E308			FKMRAX	5/25/2018	13.22000	6.91274
CS 391 TAX EXEMPT MUNICIPAL INCOME TRUST, SRS 274	35-2433497	33737E290	33737E282	33737E308			FKMRAX	6/25/2018	3.15000	1.64714
CS 391 TAX EXEMPT MUNICIPAL INCOME TRUST, SRS 274	35-2433497	33737E290	33737E282	33737E308			FKMRAX	7/25/2018	3.05000	1.59485
CS 391 TAX EXEMPT MUNICIPAL INCOME TRUST, SRS 274	35-2433497	33737E290	33737E282	33737E308			FKMRAX	8/25/2018	3.04000	1.58962
CS 391 TAX EXEMPT MUNICIPAL INCOME TRUST, SRS 274	35-2433497	33737E290	33737E282	33737E308			FKMRAX	9/25/2018	3.07000	1.60530
CS 391 TAX EXEMPT MUNICIPAL INCOME TRUST, SRS 274	35-2433497	33737E290	33737E282	33737E308			FKMRAX	10/25/2018	22.22000	11.61884
CS 391 TAX EXEMPT MUNICIPAL INCOME TRUST, SRS 274	35-2433497	33737E290	33737E282	33737E308			FKMRAX	10/25/2018	3.02000	1.57916
CS 391 TAX EXEMPT MUNICIPAL INCOME TRUST, SRS 274	35-2433497	33737E290	33737E282	33737E308			FKMRAX	11/25/2018	2.95000	1.54256
CS 391 TAX EXEMPT MUNICIPAL INCOME TRUST, SRS 274	35-2433497	33737E290	33737E282	33737E308			FKMRAX	12/25/2018	2.96000	1.54778
CS 392 BUILD AMERICA BONDS PORT, SRS 50	45-4259811	33737E332	33737E316	33737E324			FLBECX	1/25/2018	4.39000	0.19667
CS 392 BUILD AMERICA BONDS PORT, SRS 50	45-4259811	33737E332	33737E316	33737E324			FLBECX	2/25/2018	4.40000	0.19712
CS 392 BUILD AMERICA BONDS PORT, SRS 50	45-4259811	33737E332	33737E316	33737E324			FLBECX	3/25/2018	4.40000	0.19712
CS 392 BUILD AMERICA BONDS PORT, SRS 50	45-4259811	33737E332	33737E316	33737E324			FLBECX	4/25/2018	4.39000	0.19667
CS 392 BUILD AMERICA BONDS PORT, SRS 50	45-4259811	33737E332	33737E316	33737E324			FLBECX	5/25/2018	4.39000	0.19667
CS 392 BUILD AMERICA BONDS PORT, SRS 50	45-4259811	33737E332	33737E316	33737E324			FLBECX	6/25/2018	4.51000	0.20205
CS 392 BUILD AMERICA BONDS PORT, SRS 50	45-4259811	33737E332	33737E316	33737E324			FLBECX	7/25/2018	4.39000	0.19667
CS 392 BUILD AMERICA BONDS PORT, SRS 50	45-4259811	33737E332	33737E316	33737E324			FLBECX	8/25/2018	4.39000	0.19667
CS 392 BUILD AMERICA BONDS PORT, SRS 50	45-4259811	33737E332	33737E316	33737E324			FLBECX	9/25/2018	4.39000	0.19667

Issuer's Name	EIN	CUSIP 1	CUSIP 2	CUSIP 3	CUSIP 4	CUSIP 5	Ticker Symbol	Date of Corporate Action	Distribution Per Unit	Per Unit Reduction of Taxpayer's Basis
CS 402 INSRD TAX EXEMPT MNCP INC TRUST, SRS 249	35-2449240	33737E613	33737E639	33737E621			FBONEX	12/25/2018	3.03000	1.33259
CS 375 TAX EXEMPT MNCP INC TRST, INTERMEDIATE SRS 4	45-2878601	33737E654	33737E662	33737E647			FGPRUX	1/25/2018	2.48000	1.53066
CS 375 TAX EXEMPT MNCP INC TRST, INTERMEDIATE SRS 4	45-2878601	33737E654	33737E662	33737E647			FGPRUX	2/25/2018	2.46000	1.51831
CS 375 TAX EXEMPT MNCP INC TRST, INTERMEDIATE SRS 4	45-2878601	33737E654	33737E662	33737E647			FGPRUX	3/25/2018	2.47000	1.52448
CS 375 TAX EXEMPT MNCP INC TRST, INTERMEDIATE SRS 4	45-2878601	33737E654	33737E662	33737E647			FGPRUX	4/25/2018	2.47000	1.52448
CS 375 TAX EXEMPT MNCP INC TRST, INTERMEDIATE SRS 4	45-2878601	33737E654	33737E662	33737E647			FGPRUX	5/25/2018	2.47000	1.52448
CS 375 TAX EXEMPT MNCP INC TRST, INTERMEDIATE SRS 4	45-2878601	33737E654	33737E662	33737E647			FGPRUX	6/25/2018	2.59000	1.59855
CS 375 TAX EXEMPT MNCP INC TRST, INTERMEDIATE SRS 4	45-2878601	33737E654	33737E662	33737E647			FGPRUX	7/25/2018	2.46000	1.51831
CS 375 TAX EXEMPT MNCP INC TRST, INTERMEDIATE SRS 4	45-2878601	33737E654	33737E662	33737E647			FGPRUX	8/25/2018	18.62000	11.49226
CS 375 TAX EXEMPT MNCP INC TRST, INTERMEDIATE SRS 4	45-2878601	33737E654	33737E662	33737E647			FGPRUX	8/25/2018	2.44000	1.50597
CS 375 TAX EXEMPT MNCP INC TRST, INTERMEDIATE SRS 4	45-2878601	33737E654	33737E662	33737E647			FGPRUX	9/25/2018	2.39000	1.47511
CS 375 TAX EXEMPT MNCP INC TRST, INTERMEDIATE SRS 4	45-2878601	33737E654	33737E662	33737E647			FGPRUX	10/25/2018	2.39000	1.47511
CS 375 TAX EXEMPT MNCP INC TRST, INTERMEDIATE SRS 4	45-2878601	33737E654	33737E662	33737E647			FGPRUX	11/25/2018	2.39000	1.47511
CS 375 TAX EXEMPT MNCP INC TRST, INTERMEDIATE SRS 4	45-2878601	33737E654	33737E662	33737E647			FGPRUX	12/25/2018	2.46000	1.51831
CS 403 INVST GRD MLT-AST INC PORT, LONG TRM, SRS 5	35-2449299	33737E670	33737E688	33737E696			FDLAVX	1/25/2018	4.05000	0.20736
CS 403 INVST GRD MLT-AST INC PORT, LONG TRM, SRS 5	35-2449299	33737E670	33737E688	33737E696			FDLAVX	2/25/2018	4.04000	0.20685
CS 403 INVST GRD MLT-AST INC PORT, LONG TRM, SRS 5	35-2449299	33737E670	33737E688	33737E696			FDLAVX	3/25/2018	4.03000	0.20634
CS 403 INVST GRD MLT-AST INC PORT, LONG TRM, SRS 5	35-2449299	33737E670	33737E688	33737E696			FDLAVX	4/25/2018	4.03000	0.20634
CS 403 INVST GRD MLT-AST INC PORT, LONG TRM, SRS 5	35-2449299	33737E670	33737E688	33737E696			FDLAVX	5/25/2018	4.03000	0.20634
CS 403 INVST GRD MLT-AST INC PORT, LONG TRM, SRS 5	35-2449299	33737E670	33737E688	33737E696			FDLAVX	6/25/2018	4.16000	0.21299
CS 403 INVST GRD MLT-AST INC PORT, LONG TRM, SRS 5	35-2449299	33737E670	33737E688	33737E696			FDLAVX	7/25/2018	4.02000	0.20582
CS 403 INVST GRD MLT-AST INC PORT, LONG TRM, SRS 5	35-2449299	33737E670	33737E688	33737E696			FDLAVX	8/25/2018	4.03000	0.20634
CS 403 INVST GRD MLT-AST INC PORT, LONG TRM, SRS 5	35-2449299	33737E670	33737E688	33737E696			FDLAVX	9/25/2018	4.02000	0.20582
CS 403 INVST GRD MLT-AST INC PORT, LONG TRM, SRS 5	35-2449299	33737E670	33737E688	33737E696			FDLAVX	10/25/2018	4.03000	0.20634
CS 403 INVST GRD MLT-AST INC PORT, LONG TRM, SRS 5	35-2449299	33737E670	33737E688	33737E696			FDLAVX	11/25/2018	4.03000	0.20634
CS 403 INVST GRD MLT-AST INC PORT, LONG TRM, SRS 5	35-2449299	33737E670	33737E688	33737E696			FDLAVX	12/25/2018	4.07000	0.20838
CS 404 TAX EXEMPT MNCP INC TRST, LONG INTRMD, SRS 2	35-2449302	33737E704	33737E712	33737E720			FKACOX	1/25/2018	3.01000	1.36564
CS 404 TAX EXEMPT MNCP INC TRST, LONG INTRMD, SRS 2	35-2449302	33737E704	33737E712	33737E720			FKACOX	2/25/2018	3.00000	1.36110
CS 404 TAX EXEMPT MNCP INC TRST, LONG INTRMD, SRS 2	35-2449302	33737E704	33737E712	33737E720			FKACOX	3/25/2018	3.00000	1.36110
CS 404 TAX EXEMPT MNCP INC TRST, LONG INTRMD, SRS 2	35-2449302	33737E704	33737E712	33737E720			FKACOX	4/25/2018	3.01000	1.36564
CS 404 TAX EXEMPT MNCP INC TRST, LONG INTRMD, SRS 2	35-2449302	33737E704	33737E712	33737E720			FKACOX	5/25/2018	3.00000	1.36110
CS 404 TAX EXEMPT MNCP INC TRST, LONG INTRMD, SRS 2	35-2449302	33737E704	33737E712	33737E720			FKACOX	6/25/2018	3.11000	1.41101
CS 404 TAX EXEMPT MNCP INC TRST, LONG INTRMD, SRS 2	35-2449302	33737E704	33737E712	33737E720			FKACOX	7/25/2018	3.01000	1.36564
CS 404 TAX EXEMPT MNCP INC TRST, LONG INTRMD, SRS 2	35-2449302	33737E704	33737E712	33737E720			FKACOX	8/25/2018	2.99000	1.35656
CS 404 TAX EXEMPT MNCP INC TRST, LONG INTRMD, SRS 2	35-2449302	33737E704	33737E712	33737E720			FKACOX	9/25/2018	3.00000	1.36110
CS 404 TAX EXEMPT MNCP INC TRST, LONG INTRMD, SRS 2	35-2449302	33737E704	33737E712	33737E720			FKACOX	10/25/2018	2.98000	1.35203
CS 404 TAX EXEMPT MNCP INC TRST, LONG INTRMD, SRS 2	35-2449302	33737E704	33737E712	33737E720			FKACOX	11/25/2018	23.60000	10.70732
CS 404 TAX EXEMPT MNCP INC TRST, LONG INTRMD, SRS 2	35-2449302	33737E704	33737E712	33737E720			FKACOX	11/25/2018	2.97000	1.34749
CS 404 TAX EXEMPT MNCP INC TRST, LONG INTRMD, SRS 2	35-2449302	33737E704	33737E712	33737E720			FKACOX	12/25/2018	2.95000	1.33842
CS 405 TAX EXEMPT MUNICIPAL INCOME TRUST, SRS 279	35-2451287	33737E746	33737E738	33737E753			FGOHZX	1/25/2018	3.27000	2.01824
CS 405 TAX EXEMPT MUNICIPAL INCOME TRUST, SRS 279	35-2451287	33737E746	33737E738	33737E753			FGOHZX	2/25/2018	3.25000	2.00590
CS 405 TAX EXEMPT MUNICIPAL INCOME TRUST, SRS 279	35-2451287	33737E746	33737E738	33737E753			FGOHZX	3/25/2018	3.26000	2.01207
CS 405 TAX EXEMPT MUNICIPAL INCOME TRUST, SRS 279	35-2451287	33737E746	33737E738	33737E753			FGOHZX	4/25/2018	3.26000	2.01207
CS 405 TAX EXEMPT MUNICIPAL INCOME TRUST, SRS 279	35-2451287	33737E746	33737E738	33737E753			FGOHZX	5/25/2018	3.25000	2.00590
CS 405 TAX EXEMPT MUNICIPAL INCOME TRUST, SRS 279	35-2451287	33737E746	33737E738	33737E753			FGOHZX	6/25/2018	3.36000	2.07379
CS 405 TAX EXEMPT MUNICIPAL INCOME TRUST, SRS 279	35-2451287	33737E746	33737E738	33737E753			FGOHZX	7/25/2018	3.25000	2.00590
CS 405 TAX EXEMPT MUNICIPAL INCOME TRUST, SRS 279	35-2451287	33737E746	33737E738	33737E753			FGOHZX	8/25/2018	3.25000	2.00590
CS 405 TAX EXEMPT MUNICIPAL INCOME TRUST, SRS 279	35-2451287	33737E746	33737E738	33737E753			FGOHZX	9/25/2018	3.26000	2.01207
CS 405 TAX EXEMPT MUNICIPAL INCOME TRUST, SRS 279	35-2451287	33737E746	33737E738	33737E753			FGOHZX	10/25/2018	3.26000	2.01207
CS 405 TAX EXEMPT MUNICIPAL INCOME TRUST, SRS 279	35-2451287	33737E746	33737E738	33737E753			FGOHZX	11/25/2018	47.19000	29.12567
CS 405 TAX EXEMPT MUNICIPAL INCOME TRUST, SRS 279	35-2451287	33737E746	33737E738	33737E753			FGOHZX	11/25/2018	3.21000	1.98121
CS 405 TAX EXEMPT MUNICIPAL INCOME TRUST, SRS 279	35-2451287	33737E746	33737E738	33737E753			FGOHZX	12/25/2018	3.14000	1.93801
CS 406 INVST GRD MLT-AST INC PORT, 10-20 YR, SRS 2	35-2451303	33737E779	33737E787	33737E761			FBPVNX	1/25/2018	3.83000	0.55382
CS 406 INVST GRD MLT-AST INC PORT, 10-20 YR, SRS 2	35-2451303	33737E779	33737E787	33737E761			FBPVNX	2/25/2018	3.84000	0.55526
CS 406 INVST GRD MLT-AST INC PORT, 10-20 YR, SRS 2	35-2451303	33737E779	33737E787	33737E761			FBPVNX	3/25/2018	3.85000	0.55671
CS 406 INVST GRD MLT-AST INC PORT, 10-20 YR, SRS 2	35-2451303	33737E779	33737E787	33737E761			FBPVNX	4/25/2018	3.84000	0.55526
CS 406 INVST GRD MLT-AST INC PORT, 10-20 YR, SRS 2	35-2451303	33737E779	33737E787	33737E761			FBPVNX	5/25/2018	3.84000	0.55526
CS 406 INVST GRD MLT-AST INC PORT, 10-20 YR, SRS 2	35-2451303	33737E779	33737E787	33737E761			FBPVNX	6/25/2018	3.94000	0.56972
CS 406 INVST GRD MLT-AST INC PORT, 10-20 YR, SRS 2	35-2451303	33737E779	33737E787	33737E761			FBPVNX	7/25/2018	3.84000	0.55526
CS 406 INVST GRD MLT-AST INC PORT, 10-20 YR, SRS 2	35-2451303	33737E779	33737E787	33737E761			FBPVNX	8/25/2018	3.83000	0.55382
CS 406 INVST GRD MLT-AST INC PORT, 10-20 YR, SRS 2	35-2451303	33737E779	33737E787	33737E761			FBPVNX	9/25/2018	3.84000	0.55526
CS 406 INVST GRD MLT-AST INC PORT, 10-20 YR, SRS 2	35-2451303	33737E779	33737E787	33737E761			FBPVNX	10/25/2018	3.85000	0.55671

Issuer's Name	EIN	CUSIP 1	CUSIP 2	CUSIP 3	CUSIP 4	CUSIP 5	Ticker Symbol	Date of Corporate Action	Distribution Per Unit	Per Unit Reduction of Taxpayer's Basis
CS 366 TAX EXEMPT MUNICIPAL INCOME TRUST, SRS 267	45-2432946	33738B246	33738B238	33738B220			FCHLDX	11/25/2018	4.11000	1.85978
CS 366 TAX EXEMPT MUNICIPAL INCOME TRUST, SRS 267	45-2432946	33738B246	33738B238	33738B220			FCHLDX	12/25/2018	45.37000	20.52993
CS 366 TAX EXEMPT MUNICIPAL INCOME TRUST, SRS 267	45-2432946	33738B246	33738B238	33738B220			FCHLDX	12/25/2018	4.07000	1.84168
CS 369 TAX EXEMPT MUNICIPAL INCOME TRUST, SRS 268	45-2667970	33738B311	33738B337	33738B329			FELTNX	1/25/2018	3.72000	1.07210
CS 369 TAX EXEMPT MUNICIPAL INCOME TRUST, SRS 268	45-2667970	33738B311	33738B337	33738B329			FELTNX	2/25/2018	3.72000	1.07210
CS 369 TAX EXEMPT MUNICIPAL INCOME TRUST, SRS 268	45-2667970	33738B311	33738B337	33738B329			FELTNX	3/25/2018	3.72000	1.07210
CS 369 TAX EXEMPT MUNICIPAL INCOME TRUST, SRS 268	45-2667970	33738B311	33738B337	33738B329			FELTNX	4/25/2018	3.72000	1.07210
CS 369 TAX EXEMPT MUNICIPAL INCOME TRUST, SRS 268	45-2667970	33738B311	33738B337	33738B329			FELTNX	5/25/2018	3.71000	1.06922
CS 369 TAX EXEMPT MUNICIPAL INCOME TRUST, SRS 268	45-2667970	33738B311	33738B337	33738B329			FELTNX	6/25/2018	3.83000	1.10381
CS 369 TAX EXEMPT MUNICIPAL INCOME TRUST, SRS 268	45-2667970	33738B311	33738B337	33738B329			FELTNX	7/25/2018	3.71000	1.06922
CS 369 TAX EXEMPT MUNICIPAL INCOME TRUST, SRS 268	45-2667970	33738B311	33738B337	33738B329			FELTNX	8/25/2018	3.71000	1.06922
CS 369 TAX EXEMPT MUNICIPAL INCOME TRUST, SRS 268	45-2667970	33738B311	33738B337	33738B329			FELTNX	9/25/2018	3.71000	1.06922
CS 369 TAX EXEMPT MUNICIPAL INCOME TRUST, SRS 268	45-2667970	33738B311	33738B337	33738B329			FELTNX	10/25/2018	3.71000	1.06922
CS 369 TAX EXEMPT MUNICIPAL INCOME TRUST, SRS 268	45-2667970	33738B311	33738B337	33738B329			FELTNX	11/25/2018	3.73000	1.07499
CS 369 TAX EXEMPT MUNICIPAL INCOME TRUST, SRS 268	45-2667970	33738B311	33738B337	33738B329			FELTNX	12/25/2018	3.76000	1.08363
CS 369 TAX EXEMPT MUNICIPAL INCOME TRUST, SRS 268	45-2667970	33738B311	33738B337	33738B329			FELTNX	12/25/2018	17.95000	5.17319
CS 370 TAX EXEMPT MNCP INC TRST, INTERMEDIATE SRS 3	45-2708008	33738B345	33738B352	33738B360			FHGEQX	1/25/2018	8.95000	6.74472
CS 370 TAX EXEMPT MNCP INC TRST, INTERMEDIATE SRS 3	45-2708008	33738B345	33738B352	33738B360			FHGEQX	1/25/2018	2.35000	1.77096
CS 370 TAX EXEMPT MNCP INC TRST, INTERMEDIATE SRS 3	45-2708008	33738B345	33738B352	33738B360			FHGEQX	2/25/2018	2.40000	1.80864
CS 370 TAX EXEMPT MNCP INC TRST, INTERMEDIATE SRS 3	45-2708008	33738B345	33738B352	33738B360			FHGEQX	3/25/2018	2.43000	1.83125
CS 370 TAX EXEMPT MNCP INC TRST, INTERMEDIATE SRS 3	45-2708008	33738B345	33738B352	33738B360			FHGEQX	4/25/2018	2.38000	1.79357
CS 370 TAX EXEMPT MNCP INC TRST, INTERMEDIATE SRS 3	45-2708008	33738B345	33738B352	33738B360			FHGEQX	4/25/2018	1.06000	0.79882
CS 370 TAX EXEMPT MNCP INC TRST, INTERMEDIATE SRS 3	45-2708008	33738B345	33738B352	33738B360			FHGEQX	5/25/2018	2.34000	1.76342
CS 370 TAX EXEMPT MNCP INC TRST, INTERMEDIATE SRS 3	45-2708008	33738B345	33738B352	33738B360			FHGEQX	5/25/2018	46.66000	35.16298
CS 370 TAX EXEMPT MNCP INC TRST, INTERMEDIATE SRS 3	45-2708008	33738B345	33738B352	33738B360			FHGEQX	6/25/2018	2.33000	1.75589
CS 370 TAX EXEMPT MNCP INC TRST, INTERMEDIATE SRS 3	45-2708008	33738B345	33738B352	33738B360			FHGEQX	7/25/2018	2.23000	1.68053
CS 370 TAX EXEMPT MNCP INC TRST, INTERMEDIATE SRS 3	45-2708008	33738B345	33738B352	33738B360			FHGEQX	8/25/2018	2.23000	1.68053
CS 370 TAX EXEMPT MNCP INC TRST, INTERMEDIATE SRS 3	45-2708008	33738B345	33738B352	33738B360			FHGEQX	9/25/2018	2.20000	1.65792
CS 370 TAX EXEMPT MNCP INC TRST, INTERMEDIATE SRS 3	45-2708008	33738B345	33738B352	33738B360			FHGEQX	10/25/2018	2.19000	1.65038
CS 370 TAX EXEMPT MNCP INC TRST, INTERMEDIATE SRS 3	45-2708008	33738B345	33738B352	33738B360			FHGEQX	11/25/2018	2.20000	1.65792
CS 370 TAX EXEMPT MNCP INC TRST, INTERMEDIATE SRS 3	45-2708008	33738B345	33738B352	33738B360			FHGEQX	12/25/2018	2.33000	1.75589
CS 371 INVSTMNT GRD MLT-AST INC PORT, 10-20 YEAR SRS	45-2741150	33738B386	33738B394	33738B378			FTAHQX	1/25/2018	3.78000	0.05708
CS 371 INVSTMNT GRD MLT-AST INC PORT, 10-20 YEAR SRS	45-2741150	33738B386	33738B394	33738B378			FTAHQX	2/25/2018	3.78000	0.05708
CS 371 INVSTMNT GRD MLT-AST INC PORT, 10-20 YEAR SRS	45-2741150	33738B386	33738B394	33738B378			FTAHQX	3/25/2018	3.78000	0.05708
CS 371 INVSTMNT GRD MLT-AST INC PORT, 10-20 YEAR SRS	45-2741150	33738B386	33738B394	33738B378			FTAHQX	4/25/2018	3.79000	0.05723
CS 371 INVSTMNT GRD MLT-AST INC PORT, 10-20 YEAR SRS	45-2741150	33738B386	33738B394	33738B378			FTAHQX	5/25/2018	3.77000	0.05693
CS 371 INVSTMNT GRD MLT-AST INC PORT, 10-20 YEAR SRS	45-2741150	33738B386	33738B394	33738B378			FTAHQX	6/25/2018	3.95000	0.05965
CS 371 INVSTMNT GRD MLT-AST INC PORT, 10-20 YEAR SRS	45-2741150	33738B386	33738B394	33738B378			FTAHQX	7/25/2018	3.77000	0.05693
CS 371 INVSTMNT GRD MLT-AST INC PORT, 10-20 YEAR SRS	45-2741150	33738B386	33738B394	33738B378			FTAHQX	8/25/2018	3.77000	0.05693
CS 371 INVSTMNT GRD MLT-AST INC PORT, 10-20 YEAR SRS	45-2741150	33738B386	33738B394	33738B378			FTAHQX	9/25/2018	3.77000	0.05693
CS 371 INVSTMNT GRD MLT-AST INC PORT, 10-20 YEAR SRS	45-2741150	33738B386	33738B394	33738B378			FTAHQX	10/25/2018	3.77000	0.05693
CS 371 INVSTMNT GRD MLT-AST INC PORT, 10-20 YEAR SRS	45-2741150	33738B386	33738B394	33738B378			FTAHQX	11/25/2018	3.77000	0.05693
CS 371 INVSTMNT GRD MLT-AST INC PORT, 10-20 YEAR SRS	45-2741150	33738B386	33738B394	33738B378			FTAHQX	12/25/2018	3.79000	0.05723
CS 371 INVSTMNT GRD MLT-AST INC PORT, 10-20 YEAR SRS	45-2741150	33738B386	33738B394	33738B378			FTAHQX	12/25/2018	3.82000	0.05768
CS 372 BUILD AMERICA BONDS PORT, SRS 38	45-2838015	33738B428	33738B402	33738B410			FDNLOX	1/25/2018	4.37000	0.19228
CS 372 BUILD AMERICA BONDS PORT, SRS 38	45-2838015	33738B428	33738B402	33738B410			FDNLOX	2/25/2018	4.38000	0.19272
CS 372 BUILD AMERICA BONDS PORT, SRS 38	45-2838015	33738B428	33738B402	33738B410			FDNLOX	3/25/2018	4.37000	0.19228
CS 372 BUILD AMERICA BONDS PORT, SRS 38	45-2838015	33738B428	33738B402	33738B410			FDNLOX	4/25/2018	4.37000	0.19228
CS 372 BUILD AMERICA BONDS PORT, SRS 38	45-2838015	33738B428	33738B402	33738B410			FDNLOX	5/25/2018	4.38000	0.19272
CS 372 BUILD AMERICA BONDS PORT, SRS 38	45-2838015	33738B428	33738B402	33738B410			FDNLOX	6/25/2018	4.49000	0.19756
CS 372 BUILD AMERICA BONDS PORT, SRS 38	45-2838015	33738B428	33738B402	33738B410			FDNLOX	7/25/2018	4.37000	0.19228
CS 372 BUILD AMERICA BONDS PORT, SRS 38	45-2838015	33738B428	33738B402	33738B410			FDNLOX	8/25/2018	4.36000	0.19184
CS 372 BUILD AMERICA BONDS PORT, SRS 38	45-2838015	33738B428	33738B402	33738B410			FDNLOX	9/25/2018	4.37000	0.19228
CS 372 BUILD AMERICA BONDS PORT, SRS 38	45-2838015	33738B428	33738B402	33738B410			FDNLOX	10/25/2018	4.36000	0.19184
CS 372 BUILD AMERICA BONDS PORT, SRS 38	45-2838015	33738B428	33738B402	33738B410			FDNLOX	11/25/2018	4.37000	0.19228
CS 372 BUILD AMERICA BONDS PORT, SRS 38	45-2838015	33738B428	33738B402	33738B410			FDNLOX	12/25/2018	4.39000	0.19316
CS 373 TAX EXEMPT MUNICIPAL INCOME TRUST, SRS 269	45-2846072	33738B451	33738B444	33738B436			FDMAZX	1/25/2018	3.39000	1.84586
CS 373 TAX EXEMPT MUNICIPAL INCOME TRUST, SRS 269	45-2846072	33738B451	33738B444	33738B436			FDMAZX	2/25/2018	3.09000	1.68251
CS 373 TAX EXEMPT MUNICIPAL INCOME TRUST, SRS 269	45-2846072	33738B451	33738B444	33738B436			FDMAZX	2/25/2018	3.38000	1.84041
CS 373 TAX EXEMPT MUNICIPAL INCOME TRUST, SRS 269	45-2846072	33738B451	33738B444	33738B436			FDMAZX	3/25/2018	3.39000	1.84586
CS 373 TAX EXEMPT MUNICIPAL INCOME TRUST, SRS 269	45-2846072	33738B451	33738B444	33738B436			FDMAZX	4/25/2018	37.78000	20.57121
CS 373 TAX EXEMPT MUNICIPAL INCOME TRUST, SRS 269	45-2846072	33738B451	33738B444	33738B436			FDMAZX	4/25/2018	3.36000	1.82952

Issuer's Name	EIN	CUSIP 1	CUSIP 2	CUSIP 3	CUSIP 4	CUSIP 5	Ticker Symbol	Date of Corporate Action	Distribution Per Unit	Per Unit Reduction of Taxpayer's Basis
CS 373 TAX EXEMPT MUNICIPAL INCOME TRUST, SRS 269	45-2846072	33738B451	33738B444	33738B436			FDMAZX	5/25/2018	3.24000	1.76418
CS 373 TAX EXEMPT MUNICIPAL INCOME TRUST, SRS 269	45-2846072	33738B451	33738B444	33738B436			FDMAZX	6/25/2018	3.33000	1.81319
CS 373 TAX EXEMPT MUNICIPAL INCOME TRUST, SRS 269	45-2846072	33738B451	33738B444	33738B436			FDMAZX	7/25/2018	3.22000	1.75329
CS 373 TAX EXEMPT MUNICIPAL INCOME TRUST, SRS 269	45-2846072	33738B451	33738B444	33738B436			FDMAZX	8/25/2018	3.23000	1.75874
CS 373 TAX EXEMPT MUNICIPAL INCOME TRUST, SRS 269	45-2846072	33738B451	33738B444	33738B436			FDMAZX	9/25/2018	3.22000	1.75329
CS 373 TAX EXEMPT MUNICIPAL INCOME TRUST, SRS 269	45-2846072	33738B451	33738B444	33738B436			FDMAZX	10/25/2018	3.23000	1.75874
CS 373 TAX EXEMPT MUNICIPAL INCOME TRUST, SRS 269	45-2846072	33738B451	33738B444	33738B436			FDMAZX	11/25/2018	3.23000	1.75874
CS 373 TAX EXEMPT MUNICIPAL INCOME TRUST, SRS 269	45-2846072	33738B451	33738B444	33738B436			FDMAZX	12/25/2018	3.27000	1.78052
CS 374 INVSTMNT GRD MLT-AST INC PORT, LONG TERM SRS	45-2878528	33738B485	33738B469	33738B477			FQPTWX	1/25/2018	4.26000	0.16103
CS 374 INVSTMNT GRD MLT-AST INC PORT, LONG TERM SRS	45-2878528	33738B485	33738B469	33738B477			FQPTWX	2/25/2018	4.25000	0.16065
CS 374 INVSTMNT GRD MLT-AST INC PORT, LONG TERM SRS	45-2878528	33738B485	33738B469	33738B477			FQPTWX	3/25/2018	4.26000	0.16103
CS 374 INVSTMNT GRD MLT-AST INC PORT, LONG TERM SRS	45-2878528	33738B485	33738B469	33738B477			FQPTWX	4/25/2018	4.25000	0.16065
CS 374 INVSTMNT GRD MLT-AST INC PORT, LONG TERM SRS	45-2878528	33738B485	33738B469	33738B477			FQPTWX	5/25/2018	4.26000	0.16103
CS 374 INVSTMNT GRD MLT-AST INC PORT, LONG TERM SRS	45-2878528	33738B485	33738B469	33738B477			FQPTWX	6/25/2018	4.41000	0.16670
CS 374 INVSTMNT GRD MLT-AST INC PORT, LONG TERM SRS	45-2878528	33738B485	33738B469	33738B477			FQPTWX	7/25/2018	4.24000	0.16027
CS 374 INVSTMNT GRD MLT-AST INC PORT, LONG TERM SRS	45-2878528	33738B485	33738B469	33738B477			FQPTWX	8/25/2018	4.26000	0.16103
CS 374 INVSTMNT GRD MLT-AST INC PORT, LONG TERM SRS	45-2878528	33738B485	33738B469	33738B477			FQPTWX	9/25/2018	4.25000	0.16065
CS 374 INVSTMNT GRD MLT-AST INC PORT, LONG TERM SRS	45-2878528	33738B485	33738B469	33738B477			FQPTWX	10/25/2018	4.25000	0.16065
CS 374 INVSTMNT GRD MLT-AST INC PORT, LONG TERM SRS	45-2878528	33738B485	33738B469	33738B477			FQPTWX	11/25/2018	4.25000	0.16065
CS 374 INVSTMNT GRD MLT-AST INC PORT, LONG TERM SRS	45-2878528	33738B485	33738B469	33738B477			FQPTWX	12/25/2018	4.31000	0.16292
CS 394 TAX EXEMPT MUNICIPAL INCOME TRUST, SRS 275	45-4440696	33738B493	33738B519	33738B501			FGTZVX	1/25/2018	12.31000	6.30888
CS 394 TAX EXEMPT MUNICIPAL INCOME TRUST, SRS 275	45-4440696	33738B493	33738B519	33738B501			FGTZVX	1/25/2018	3.38000	1.73225
CS 394 TAX EXEMPT MUNICIPAL INCOME TRUST, SRS 275	45-4440696	33738B493	33738B519	33738B501			FGTZVX	2/25/2018	19.37000	9.92713
CS 394 TAX EXEMPT MUNICIPAL INCOME TRUST, SRS 275	45-4440696	33738B493	33738B519	33738B501			FGTZVX	2/25/2018	3.28000	1.68100
CS 394 TAX EXEMPT MUNICIPAL INCOME TRUST, SRS 275	45-4440696	33738B493	33738B519	33738B501			FGTZVX	3/25/2018	3.28000	1.68100
CS 394 TAX EXEMPT MUNICIPAL INCOME TRUST, SRS 275	45-4440696	33738B493	33738B519	33738B501			FGTZVX	4/25/2018	3.28000	1.68100
CS 394 TAX EXEMPT MUNICIPAL INCOME TRUST, SRS 275	45-4440696	33738B493	33738B519	33738B501			FGTZVX	5/25/2018	3.27000	1.67588
CS 394 TAX EXEMPT MUNICIPAL INCOME TRUST, SRS 275	45-4440696	33738B493	33738B519	33738B501			FGTZVX	6/25/2018	3.39000	1.73738
CS 394 TAX EXEMPT MUNICIPAL INCOME TRUST, SRS 275	45-4440696	33738B493	33738B519	33738B501			FGTZVX	7/25/2018	3.26000	1.67075
CS 394 TAX EXEMPT MUNICIPAL INCOME TRUST, SRS 275	45-4440696	33738B493	33738B519	33738B501			FGTZVX	8/25/2018	3.27000	1.67588
CS 394 TAX EXEMPT MUNICIPAL INCOME TRUST, SRS 275	45-4440696	33738B493	33738B519	33738B501			FGTZVX	9/25/2018	3.26000	1.67075
CS 394 TAX EXEMPT MUNICIPAL INCOME TRUST, SRS 275	45-4440696	33738B493	33738B519	33738B501			FGTZVX	10/25/2018	3.26000	1.67075
CS 394 TAX EXEMPT MUNICIPAL INCOME TRUST, SRS 275	45-4440696	33738B493	33738B519	33738B501			FGTZVX	11/25/2018	3.26000	1.67075
CS 394 TAX EXEMPT MUNICIPAL INCOME TRUST, SRS 275	45-4440696	33738B493	33738B519	33738B501			FGTZVX	12/25/2018	3.29000	1.68613
CS 376 BUILD AMERICA BONDS PORT, SRS 39	45-2987362	33738B535	33738B543	33738B527			FAZPLX	1/25/2018	4.51000	0.11004
CS 376 BUILD AMERICA BONDS PORT, SRS 39	45-2987362	33738B535	33738B543	33738B527			FAZPLX	2/25/2018	4.51000	0.11004
CS 376 BUILD AMERICA BONDS PORT, SRS 39	45-2987362	33738B535	33738B543	33738B527			FAZPLX	3/25/2018	4.51000	0.11004
CS 376 BUILD AMERICA BONDS PORT, SRS 39	45-2987362	33738B535	33738B543	33738B527			FAZPLX	4/25/2018	4.51000	0.11004
CS 376 BUILD AMERICA BONDS PORT, SRS 39	45-2987362	33738B535	33738B543	33738B527			FAZPLX	5/25/2018	4.50000	0.10980
CS 376 BUILD AMERICA BONDS PORT, SRS 39	45-2987362	33738B535	33738B543	33738B527			FAZPLX	6/25/2018	4.63000	0.11297
CS 376 BUILD AMERICA BONDS PORT, SRS 39	45-2987362	33738B535	33738B543	33738B527			FAZPLX	7/25/2018	4.50000	0.10980
CS 376 BUILD AMERICA BONDS PORT, SRS 39	45-2987362	33738B535	33738B543	33738B527			FAZPLX	8/25/2018	4.50000	0.10980
CS 376 BUILD AMERICA BONDS PORT, SRS 39	45-2987362	33738B535	33738B543	33738B527			FAZPLX	9/25/2018	4.51000	0.11004
CS 376 BUILD AMERICA BONDS PORT, SRS 39	45-2987362	33738B535	33738B543	33738B527			FAZPLX	10/25/2018	4.50000	0.10980
CS 376 BUILD AMERICA BONDS PORT, SRS 39	45-2987362	33738B535	33738B543	33738B527			FAZPLX	11/25/2018	4.50000	0.10980
CS 376 BUILD AMERICA BONDS PORT, SRS 39	45-2987362	33738B535	33738B543	33738B527			FAZPLX	12/25/2018	4.54000	0.11078
CS 377 BUILD AMERICA BONDS PORT, SRS 40	45-3111531	33738B550	33738B568	33738B576			FTHLCX	1/25/2018	4.47000	0.05364
CS 377 BUILD AMERICA BONDS PORT, SRS 40	45-3111531	33738B550	33738B568	33738B576			FTHLCX	2/25/2018	4.47000	0.05364
CS 377 BUILD AMERICA BONDS PORT, SRS 40	45-3111531	33738B550	33738B568	33738B576			FTHLCX	3/25/2018	4.47000	0.05364
CS 377 BUILD AMERICA BONDS PORT, SRS 40	45-3111531	33738B550	33738B568	33738B576			FTHLCX	4/25/2018	4.46000	0.05352
CS 377 BUILD AMERICA BONDS PORT, SRS 40	45-3111531	33738B550	33738B568	33738B576			FTHLCX	5/25/2018	4.47000	0.05364
CS 377 BUILD AMERICA BONDS PORT, SRS 40	45-3111531	33738B550	33738B568	33738B576			FTHLCX	6/25/2018	4.59000	0.05508
CS 377 BUILD AMERICA BONDS PORT, SRS 40	45-3111531	33738B550	33738B568	33738B576			FTHLCX	7/25/2018	4.46000	0.05352
CS 377 BUILD AMERICA BONDS PORT, SRS 40	45-3111531	33738B550	33738B568	33738B576			FTHLCX	8/25/2018	4.46000	0.05352
CS 377 BUILD AMERICA BONDS PORT, SRS 40	45-3111531	33738B550	33738B568	33738B576			FTHLCX	9/25/2018	4.47000	0.05364
CS 377 BUILD AMERICA BONDS PORT, SRS 40	45-3111531	33738B550	33738B568	33738B576			FTHLCX	10/25/2018	4.46000	0.05352
CS 377 BUILD AMERICA BONDS PORT, SRS 40	45-3111531	33738B550	33738B568	33738B576			FTHLCX	11/25/2018	4.46000	0.05352
CS 377 BUILD AMERICA BONDS PORT, SRS 40	45-3111531	33738B550	33738B568	33738B576			FTHLCX	12/25/2018	4.50000	0.05400
CS 379 BUILD AMERICA BONDS PORT, SRS 41	45-3161928	33738B634	33738B626	33738B618			FCAKEX	1/25/2018	4.32000	0.25488
CS 379 BUILD AMERICA BONDS PORT, SRS 41	45-3161928	33738B634	33738B626	33738B618			FCAKEX	2/25/2018	4.33000	0.25547
CS 379 BUILD AMERICA BONDS PORT, SRS 41	45-3161928	33738B634	33738B626	33738B618			FCAKEX	3/25/2018	4.32000	0.25488
CS 379 BUILD AMERICA BONDS PORT, SRS 41	45-3161928	33738B634	33738B626	33738B618			FCAKEX	4/25/2018	4.33000	0.25547

Issuer's Name	EIN	CUSIP 1	CUSIP 2	CUSIP 3	CUSIP 4	CUSIP 5	Ticker Symbol	Date of Corporate Action	Distribution Per Unit	Per Unit Reduction of Taxpayer's Basis
CS 384 BUILD AMERICA BONDS PORT, SRS 45	45-3650286	33738B774	33738B766	33738B782			FTBSYX	4/25/2018	4.38000	0.18089
CS 384 BUILD AMERICA BONDS PORT, SRS 45	45-3650286	33738B774	33738B766	33738B782			FTBSYX	5/25/2018	4.37000	0.18048
CS 384 BUILD AMERICA BONDS PORT, SRS 45	45-3650286	33738B774	33738B766	33738B782			FTBSYX	6/25/2018	4.50000	0.18585
CS 384 BUILD AMERICA BONDS PORT, SRS 45	45-3650286	33738B774	33738B766	33738B782			FTBSYX	7/25/2018	4.38000	0.18089
CS 384 BUILD AMERICA BONDS PORT, SRS 45	45-3650286	33738B774	33738B766	33738B782			FTBSYX	8/25/2018	4.37000	0.18048
CS 384 BUILD AMERICA BONDS PORT, SRS 45	45-3650286	33738B774	33738B766	33738B782			FTBSYX	9/25/2018	4.38000	0.18089
CS 384 BUILD AMERICA BONDS PORT, SRS 45	45-3650286	33738B774	33738B766	33738B782			FTBSYX	10/25/2018	4.37000	0.18048
CS 384 BUILD AMERICA BONDS PORT, SRS 45	45-3650286	33738B774	33738B766	33738B782			FTBSYX	11/25/2018	4.38000	0.18089
CS 384 BUILD AMERICA BONDS PORT, SRS 45	45-3650286	33738B774	33738B766	33738B782			FTBSYX	12/25/2018	4.42000	0.18255
CS 458 TAX EXEMPT MNCP INC TR INTERMEDIATE SRS 12	35-2512882	33739U128	33739U102	33739U110			FSEMAX	1/25/2018	3.57000	1.30305
CS 458 TAX EXEMPT MNCP INC TR INTERMEDIATE SRS 12	35-2512882	33739U128	33739U102	33739U110			FSEMAX	2/25/2018	3.56000	1.29940
CS 458 TAX EXEMPT MNCP INC TR INTERMEDIATE SRS 12	35-2512882	33739U128	33739U102	33739U110			FSEMAX	3/25/2018	3.56000	1.29940
CS 458 TAX EXEMPT MNCP INC TR INTERMEDIATE SRS 12	35-2512882	33739U128	33739U102	33739U110			FSEMAX	4/25/2018	3.56000	1.29940
CS 458 TAX EXEMPT MNCP INC TR INTERMEDIATE SRS 12	35-2512882	33739U128	33739U102	33739U110			FSEMAX	5/25/2018	3.55000	1.29575
CS 458 TAX EXEMPT MNCP INC TR INTERMEDIATE SRS 12	35-2512882	33739U128	33739U102	33739U110			FSEMAX	6/25/2018	3.65000	1.33225
CS 458 TAX EXEMPT MNCP INC TR INTERMEDIATE SRS 12	35-2512882	33739U128	33739U102	33739U110			FSEMAX	7/25/2018	3.54000	1.29210
CS 458 TAX EXEMPT MNCP INC TR INTERMEDIATE SRS 12	35-2512882	33739U128	33739U102	33739U110			FSEMAX	8/25/2018	3.55000	1.29575
CS 458 TAX EXEMPT MNCP INC TR INTERMEDIATE SRS 12	35-2512882	33739U128	33739U102	33739U110			FSEMAX	9/25/2018	3.56000	1.29940
CS 458 TAX EXEMPT MNCP INC TR INTERMEDIATE SRS 12	35-2512882	33739U128	33739U102	33739U110			FSEMAX	10/25/2018	3.55000	1.29575
CS 458 TAX EXEMPT MNCP INC TR INTERMEDIATE SRS 12	35-2512882	33739U128	33739U102	33739U110			FSEMAX	11/25/2018	3.54000	1.29210
CS 458 TAX EXEMPT MNCP INC TR INTERMEDIATE SRS 12	35-2512882	33739U128	33739U102	33739U110			FSEMAX	12/25/2018	3.60000	1.31400
CS486 TAX EXEMPT MUNI INCOME TRUST INTERMEDIATE SER 18	35-2534308	33739U136	33739U151	33739U144			FHSKEX	1/25/2018	3.65000	1.20158
CS486 TAX EXEMPT MUNI INCOME TRUST INTERMEDIATE SER 18	35-2534308	33739U136	33739U151	33739U144			FHSKEX	2/25/2018	3.63000	1.19500
CS486 TAX EXEMPT MUNI INCOME TRUST INTERMEDIATE SER 18	35-2534308	33739U136	33739U151	33739U144			FHSKEX	3/25/2018	3.64000	1.19829
CS486 TAX EXEMPT MUNI INCOME TRUST INTERMEDIATE SER 18	35-2534308	33739U136	33739U151	33739U144			FHSKEX	4/25/2018	3.65000	1.20158
CS486 TAX EXEMPT MUNI INCOME TRUST INTERMEDIATE SER 18	35-2534308	33739U136	33739U151	33739U144			FHSKEX	5/25/2018	3.62000	1.19170
CS486 TAX EXEMPT MUNI INCOME TRUST INTERMEDIATE SER 18	35-2534308	33739U136	33739U151	33739U144			FHSKEX	6/25/2018	3.73000	1.22792
CS486 TAX EXEMPT MUNI INCOME TRUST INTERMEDIATE SER 18	35-2534308	33739U136	33739U151	33739U144			FHSKEX	7/25/2018	3.60000	1.18512
CS486 TAX EXEMPT MUNI INCOME TRUST INTERMEDIATE SER 18	35-2534308	33739U136	33739U151	33739U144			FHSKEX	8/25/2018	3.61000	1.18841
CS486 TAX EXEMPT MUNI INCOME TRUST INTERMEDIATE SER 18	35-2534308	33739U136	33739U151	33739U144			FHSKEX	9/25/2018	3.60000	1.18512
CS486 TAX EXEMPT MUNI INCOME TRUST INTERMEDIATE SER 18	35-2534308	33739U136	33739U151	33739U144			FHSKEX	10/25/2018	3.59000	1.18183
CS486 TAX EXEMPT MUNI INCOME TRUST INTERMEDIATE SER 18	35-2534308	33739U136	33739U151	33739U144			FHSKEX	11/25/2018	3.60000	1.18512
CS486 TAX EXEMPT MUNI INCOME TRUST INTERMEDIATE SER 18	35-2534308	33739U136	33739U151	33739U144			FHSKEX	12/25/2018	3.67000	1.20816
CS540 TAX EXEMPT MUNICIPAL INCOME TRUST INTERMEDIATE SER 27	35-2571380	33739U169	33739U177				FEWZPX	1/25/2018	3.34000	1.48396
CS540 TAX EXEMPT MUNICIPAL INCOME TRUST INTERMEDIATE SER 27	35-2571380	33739U169	33739U177				FEWZPX	2/25/2018	3.37000	1.49729
CS540 TAX EXEMPT MUNICIPAL INCOME TRUST INTERMEDIATE SER 27	35-2571380	33739U169	33739U177				FEWZPX	3/25/2018	3.38000	1.50173
CS540 TAX EXEMPT MUNICIPAL INCOME TRUST INTERMEDIATE SER 27	35-2571380	33739U169	33739U177				FEWZPX	4/25/2018	3.40000	1.51062
CS540 TAX EXEMPT MUNICIPAL INCOME TRUST INTERMEDIATE SER 27	35-2571380	33739U169	33739U177				FEWZPX	5/25/2018	3.39000	1.50618
CS540 TAX EXEMPT MUNICIPAL INCOME TRUST INTERMEDIATE SER 27	35-2571380	33739U169	33739U177				FEWZPX	6/25/2018	3.51000	1.55949
CS540 TAX EXEMPT MUNICIPAL INCOME TRUST INTERMEDIATE SER 27	35-2571380	33739U169	33739U177				FEWZPX	7/25/2018	3.38000	1.50173
CS540 TAX EXEMPT MUNICIPAL INCOME TRUST INTERMEDIATE SER 27	35-2571380	33739U169	33739U177				FEWZPX	8/25/2018	3.38000	1.50173
CS540 TAX EXEMPT MUNICIPAL INCOME TRUST INTERMEDIATE SER 27	35-2571380	33739U169	33739U177				FEWZPX	9/25/2018	3.39000	1.50618
CS540 TAX EXEMPT MUNICIPAL INCOME TRUST INTERMEDIATE SER 27	35-2571380	33739U169	33739U177				FEWZPX	10/25/2018	3.40000	1.51062
CS540 TAX EXEMPT MUNICIPAL INCOME TRUST INTERMEDIATE SER 27	35-2571380	33739U169	33739U177				FEWZPX	11/25/2018	3.38000	1.50173
CS540 TAX EXEMPT MUNICIPAL INCOME TRUST INTERMEDIATE SER 27	35-2571380	33739U169	33739U177				FEWZPX	12/25/2018	3.46000	1.53728
CS541 INVESTMENT GRADE MULTI ASSET INCOME PT 10 20 YR SER 31	35-2571389	33739U193	33739U185				FLYEBX	1/25/2018	4.68000	0.40295
CS541 INVESTMENT GRADE MULTI ASSET INCOME PT 10 20 YR SER 31	35-2571389	33739U193	33739U185				FLYEBX	2/25/2018	4.70000	0.40467
CS541 INVESTMENT GRADE MULTI ASSET INCOME PT 10 20 YR SER 31	35-2571389	33739U193	33739U185				FLYEBX	3/25/2018	4.69000	0.40381
CS541 INVESTMENT GRADE MULTI ASSET INCOME PT 10 20 YR SER 31	35-2571389	33739U193	33739U185				FLYEBX	4/25/2018	4.71000	0.40553
CS541 INVESTMENT GRADE MULTI ASSET INCOME PT 10 20 YR SER 31	35-2571389	33739U193	33739U185				FLYEBX	5/25/2018	4.71000	0.40553
CS541 INVESTMENT GRADE MULTI ASSET INCOME PT 10 20 YR SER 31	35-2571389	33739U193	33739U185				FLYEBX	6/25/2018	4.81000	0.41414
CS541 INVESTMENT GRADE MULTI ASSET INCOME PT 10 20 YR SER 31	35-2571389	33739U193	33739U185				FLYEBX	7/25/2018	4.70000	0.40467
CS541 INVESTMENT GRADE MULTI ASSET INCOME PT 10 20 YR SER 31	35-2571389	33739U193	33739U185				FLYEBX	8/25/2018	4.71000	0.40553
CS541 INVESTMENT GRADE MULTI ASSET INCOME PT 10 20 YR SER 31	35-2571389	33739U193	33739U185				FLYEBX	9/25/2018	4.70000	0.40467
CS541 INVESTMENT GRADE MULTI ASSET INCOME PT 10 20 YR SER 31	35-2571389	33739U193	33739U185				FLYEBX	10/25/2018	4.70000	0.40467
CS541 INVESTMENT GRADE MULTI ASSET INCOME PT 10 20 YR SER 31	35-2571389	33739U193	33739U185				FLYEBX	11/25/2018	4.71000	0.40553
CS541 INVESTMENT GRADE MULTI ASSET INCOME PT 10 20 YR SER 31	35-2571389	33739U193	33739U185				FLYEBX	12/25/2018	4.86000	0.41845
CS542 TAX EXEMPT MUNICIPAL INCOME TRUST SERIES 296	35-2574286	33739U219	33739U201				FOEBJX	1/25/2018	3.06000	0.33354
CS542 TAX EXEMPT MUNICIPAL INCOME TRUST SERIES 296	35-2574286	33739U219	33739U201				FOEBJX	2/25/2018	3.07000	0.33463
CS542 TAX EXEMPT MUNICIPAL INCOME TRUST SERIES 296	35-2574286	33739U219	33739U201				FOEBJX	3/25/2018	3.07000	0.33463
CS542 TAX EXEMPT MUNICIPAL INCOME TRUST SERIES 296	35-2574286	33739U219	33739U201				FOEBJX	4/25/2018	3.09000	0.33681
CS542 TAX EXEMPT MUNICIPAL INCOME TRUST SERIES 296	35-2574286	33739U219	33739U201				FOEBJX	5/25/2018	3.08000	0.33572

Issuer's Name	EIN	CUSIP 1	CUSIP 2	CUSIP 3	CUSIP 4	CUSIP 5	Ticker Symbol	Date of Corporate Action	Distribution Per Unit	Per Unit Reduction of Taxpayer's Basis
CS548 TAX EXEMPT MUNICIPAL INCOME TRUST SERIES 297	35-2579831	33739U334	33739U326				FOGJHX	8/25/2018	3.26000	0.19201
CS548 TAX EXEMPT MUNICIPAL INCOME TRUST SERIES 297	35-2579831	33739U334	33739U326				FOGJHX	9/25/2018	3.25000	0.19143
CS548 TAX EXEMPT MUNICIPAL INCOME TRUST SERIES 297	35-2579831	33739U334	33739U326				FOGJHX	10/25/2018	3.25000	0.19143
CS548 TAX EXEMPT MUNICIPAL INCOME TRUST SERIES 297	35-2579831	33739U334	33739U326				FOGJHX	11/25/2018	3.27000	0.19260
CS548 TAX EXEMPT MUNICIPAL INCOME TRUST SERIES 297	35-2579831	33739U334	33739U326				FOGJHX	12/25/2018	3.34000	0.19673
CS549 TAX EXEMPT MUNICIPAL INCOME TRUST 1020 YEAR SER 29	35-2579846	33739U359	33739U342				FWMPJX	1/25/2018	3.17000	0.27040
CS549 TAX EXEMPT MUNICIPAL INCOME TRUST 1020 YEAR SER 29	35-2579846	33739U359	33739U342				FWMPJX	2/25/2018	3.16000	0.26955
CS549 TAX EXEMPT MUNICIPAL INCOME TRUST 1020 YEAR SER 29	35-2579846	33739U359	33739U342				FWMPJX	3/25/2018	3.17000	0.27040
CS549 TAX EXEMPT MUNICIPAL INCOME TRUST 1020 YEAR SER 29	35-2579846	33739U359	33739U342				FWMPJX	4/25/2018	3.17000	0.27040
CS549 TAX EXEMPT MUNICIPAL INCOME TRUST 1020 YEAR SER 29	35-2579846	33739U359	33739U342				FWMPJX	5/25/2018	3.17000	0.27040
CS549 TAX EXEMPT MUNICIPAL INCOME TRUST 1020 YEAR SER 29	35-2579846	33739U359	33739U342				FWMPJX	6/25/2018	3.21000	0.27381
CS549 TAX EXEMPT MUNICIPAL INCOME TRUST 1020 YEAR SER 29	35-2579846	33739U359	33739U342				FWMPJX	7/25/2018	3.18000	0.27125
CS549 TAX EXEMPT MUNICIPAL INCOME TRUST 1020 YEAR SER 29	35-2579846	33739U359	33739U342				FWMPJX	8/25/2018	3.17000	0.27040
CS549 TAX EXEMPT MUNICIPAL INCOME TRUST 1020 YEAR SER 29	35-2579846	33739U359	33739U342				FWMPJX	9/25/2018	3.18000	0.27125
CS549 TAX EXEMPT MUNICIPAL INCOME TRUST 1020 YEAR SER 29	35-2579846	33739U359	33739U342				FWMPJX	10/25/2018	3.17000	0.27040
CS549 TAX EXEMPT MUNICIPAL INCOME TRUST 1020 YEAR SER 29	35-2579846	33739U359	33739U342				FWMPJX	11/25/2018	3.17000	0.27040
CS549 TAX EXEMPT MUNICIPAL INCOME TRUST 1020 YEAR SER 29	35-2579846	33739U359	33739U342				FWMPJX	12/25/2018	3.30000	0.28149
CS550 INVESTMENT GRADE MULTI ASSET INC PORT 10 20 YEAR SR 33	35-2579923	33739U375	33739U367				FGNIBX	1/25/2018	4.62000	0.51883
CS550 INVESTMENT GRADE MULTI ASSET INC PORT 10 20 YEAR SR 33	35-2579923	33739U375	33739U367				FGNIBX	2/25/2018	4.61000	0.51770
CS550 INVESTMENT GRADE MULTI ASSET INC PORT 10 20 YEAR SR 33	35-2579923	33739U375	33739U367				FGNIBX	3/25/2018	4.61000	0.51770
CS550 INVESTMENT GRADE MULTI ASSET INC PORT 10 20 YEAR SR 33	35-2579923	33739U375	33739U367				FGNIBX	4/25/2018	4.61000	0.51770
CS550 INVESTMENT GRADE MULTI ASSET INC PORT 10 20 YEAR SR 33	35-2579923	33739U375	33739U367				FGNIBX	5/25/2018	4.61000	0.51770
CS550 INVESTMENT GRADE MULTI ASSET INC PORT 10 20 YEAR SR 33	35-2579923	33739U375	33739U367				FGNIBX	6/25/2018	2.54000	0.28524
CS550 INVESTMENT GRADE MULTI ASSET INC PORT 10 20 YEAR SR 33	35-2579923	33739U375	33739U367				FGNIBX	6/25/2018	4.69000	0.52669
CS550 INVESTMENT GRADE MULTI ASSET INC PORT 10 20 YEAR SR 33	35-2579923	33739U375	33739U367				FGNIBX	7/25/2018	4.61000	0.51770
CS550 INVESTMENT GRADE MULTI ASSET INC PORT 10 20 YEAR SR 33	35-2579923	33739U375	33739U367				FGNIBX	8/25/2018	4.60000	0.51658
CS550 INVESTMENT GRADE MULTI ASSET INC PORT 10 20 YEAR SR 33	35-2579923	33739U375	33739U367				FGNIBX	9/25/2018	4.61000	0.51770
CS550 INVESTMENT GRADE MULTI ASSET INC PORT 10 20 YEAR SR 33	35-2579923	33739U375	33739U367				FGNIBX	10/25/2018	4.60000	0.51658
CS550 INVESTMENT GRADE MULTI ASSET INC PORT 10 20 YEAR SR 33	35-2579923	33739U375	33739U367				FGNIBX	11/25/2018	4.59000	0.51546
CS550 INVESTMENT GRADE MULTI ASSET INC PORT 10 20 YEAR SR 33	35-2579923	33739U375	33739U367				FGNIBX	12/25/2018	4.71000	0.52893
CS551 INVESTMENT GRADE MULTI ASSET INCOME PRT INTR S22	35-2583797	33739U391	33739U383				FJPQAX	1/25/2018	3.55000	0.49807
CS551 INVESTMENT GRADE MULTI ASSET INCOME PRT INTR S22	35-2583797	33739U391	33739U383				FJPQAX	2/25/2018	1.93000	0.27078
CS551 INVESTMENT GRADE MULTI ASSET INCOME PRT INTR S22	35-2583797	33739U391	33739U383				FJPQAX	2/25/2018	3.53000	0.49526
CS551 INVESTMENT GRADE MULTI ASSET INCOME PRT INTR S22	35-2583797	33739U391	33739U383				FJPQAX	3/25/2018	3.55000	0.49807
CS551 INVESTMENT GRADE MULTI ASSET INCOME PRT INTR S22	35-2583797	33739U391	33739U383				FJPQAX	4/25/2018	3.54000	0.49666
CS551 INVESTMENT GRADE MULTI ASSET INCOME PRT INTR S22	35-2583797	33739U391	33739U383				FJPQAX	5/25/2018	3.53000	0.49526
CS551 INVESTMENT GRADE MULTI ASSET INCOME PRT INTR S22	35-2583797	33739U391	33739U383				FJPQAX	6/25/2018	3.55000	0.49807
CS551 INVESTMENT GRADE MULTI ASSET INCOME PRT INTR S22	35-2583797	33739U391	33739U383				FJPQAX	7/25/2018	3.53000	0.49526
CS551 INVESTMENT GRADE MULTI ASSET INCOME PRT INTR S22	35-2583797	33739U391	33739U383				FJPQAX	8/25/2018	3.53000	0.49526
CS551 INVESTMENT GRADE MULTI ASSET INCOME PRT INTR S22	35-2583797	33739U391	33739U383				FJPQAX	9/25/2018	3.52000	0.49386
CS551 INVESTMENT GRADE MULTI ASSET INCOME PRT INTR S22	35-2583797	33739U391	33739U383				FJPQAX	10/25/2018	3.51000	0.49245
CS551 INVESTMENT GRADE MULTI ASSET INCOME PRT INTR S22	35-2583797	33739U391	33739U383				FJPQAX	11/25/2018	3.51000	0.49245
CS551 INVESTMENT GRADE MULTI ASSET INCOME PRT INTR S22	35-2583797	33739U391	33739U383				FJPQAX	12/25/2018	3.64000	0.51069
CS552 TAX EXEMPT MUNICIPAL INCOME TRUST 1020 YEAR SER 30	35-2587021	33739U417	33739U409				FLTRZX	1/25/2018	3.14000	0.28386
CS552 TAX EXEMPT MUNICIPAL INCOME TRUST 1020 YEAR SER 30	35-2587021	33739U417	33739U409				FLTRZX	2/25/2018	3.15000	0.28476
CS552 TAX EXEMPT MUNICIPAL INCOME TRUST 1020 YEAR SER 30	35-2587021	33739U417	33739U409				FLTRZX	3/25/2018	3.15000	0.28476
CS552 TAX EXEMPT MUNICIPAL INCOME TRUST 1020 YEAR SER 30	35-2587021	33739U417	33739U409				FLTRZX	4/25/2018	3.14000	0.28386
CS552 TAX EXEMPT MUNICIPAL INCOME TRUST 1020 YEAR SER 30	35-2587021	33739U417	33739U409				FLTRZX	5/25/2018	3.14000	0.28386
CS552 TAX EXEMPT MUNICIPAL INCOME TRUST 1020 YEAR SER 30	35-2587021	33739U417	33739U409				FLTRZX	6/25/2018	3.29000	0.29742
CS552 TAX EXEMPT MUNICIPAL INCOME TRUST 1020 YEAR SER 30	35-2587021	33739U417	33739U409				FLTRZX	7/25/2018	3.15000	0.28476
CS552 TAX EXEMPT MUNICIPAL INCOME TRUST 1020 YEAR SER 30	35-2587021	33739U417	33739U409				FLTRZX	8/25/2018	3.14000	0.28386
CS552 TAX EXEMPT MUNICIPAL INCOME TRUST 1020 YEAR SER 30	35-2587021	33739U417	33739U409				FLTRZX	9/25/2018	3.15000	0.28476
CS552 TAX EXEMPT MUNICIPAL INCOME TRUST 1020 YEAR SER 30	35-2587021	33739U417	33739U409				FLTRZX	10/25/2018	3.12000	0.28205
CS552 TAX EXEMPT MUNICIPAL INCOME TRUST 1020 YEAR SER 30	35-2587021	33739U417	33739U409				FLTRZX	11/25/2018	3.15000	0.28476
CS552 TAX EXEMPT MUNICIPAL INCOME TRUST 1020 YEAR SER 30	35-2587021	33739U417	33739U409				FLTRZX	12/25/2018	3.50000	0.31640
CS553 TAX EXEMPT MUNICIPAL INCOME TRUST INTERMEDIATE SER 29	35-2583886	33739U433	33739U425				FSCORX	1/25/2018	3.54000	1.09280
CS553 TAX EXEMPT MUNICIPAL INCOME TRUST INTERMEDIATE SER 29	35-2583886	33739U433	33739U425				FSCORX	2/25/2018	3.54000	1.09280
CS553 TAX EXEMPT MUNICIPAL INCOME TRUST INTERMEDIATE SER 29	35-2583886	33739U433	33739U425				FSCORX	3/25/2018	3.54000	1.09280
CS553 TAX EXEMPT MUNICIPAL INCOME TRUST INTERMEDIATE SER 29	35-2583886	33739U433	33739U425				FSCORX	4/25/2018	3.55000	1.09589
CS553 TAX EXEMPT MUNICIPAL INCOME TRUST INTERMEDIATE SER 29	35-2583886	33739U433	33739U425				FSCORX	5/25/2018	3.53000	1.08971
CS553 TAX EXEMPT MUNICIPAL INCOME TRUST INTERMEDIATE SER 29	35-2583886	33739U433	33739U425				FSCORX	6/25/2018	3.69000	1.13910
CS553 TAX EXEMPT MUNICIPAL INCOME TRUST INTERMEDIATE SER 29	35-2583886	33739U433	33739U425				FSCORX	7/25/2018	3.53000	1.08971

Issuer's Name	EIN	CUSIP 1	CUSIP 2	CUSIP 3	CUSIP 4	CUSIP 5	Ticker Symbol	Date of Corporate Action	Distribution Per Unit	Per Unit Reduction of Taxpayer's Basis
CS553 TAX EXEMPT MUNICIPAL INCOME TRUST INTERMEDIATE SER 29	35-2583886	33739U433	33739U425				FSCORX	8/25/2018	3.53000	1.08971
CS553 TAX EXEMPT MUNICIPAL INCOME TRUST INTERMEDIATE SER 29	35-2583886	33739U433	33739U425				FSCORX	9/25/2018	3.53000	1.08971
CS553 TAX EXEMPT MUNICIPAL INCOME TRUST INTERMEDIATE SER 29	35-2583886	33739U433	33739U425				FSCORX	10/25/2018	3.54000	1.09280
CS553 TAX EXEMPT MUNICIPAL INCOME TRUST INTERMEDIATE SER 29	35-2583886	33739U433	33739U425				FSCORX	11/25/2018	3.56000	1.09897
CS553 TAX EXEMPT MUNICIPAL INCOME TRUST INTERMEDIATE SER 29	35-2583886	33739U433	33739U425				FSCORX	12/25/2018	3.72000	1.14836
CS554 INVESTMENT GRADE MULTI ASSET INCOME PORT LONG TERM 27	35-2583890	33739U441	33739U458				FJYGRX	1/25/2018	4.06000	0.18920
CS554 INVESTMENT GRADE MULTI ASSET INCOME PORT LONG TERM 27	35-2583890	33739U441	33739U458				FJYGRX	2/25/2018	4.07000	0.18966
CS554 INVESTMENT GRADE MULTI ASSET INCOME PORT LONG TERM 27	35-2583890	33739U441	33739U458				FJYGRX	3/25/2018	4.06000	0.18920
CS554 INVESTMENT GRADE MULTI ASSET INCOME PORT LONG TERM 27	35-2583890	33739U441	33739U458				FJYGRX	4/25/2018	4.06000	0.18920
CS554 INVESTMENT GRADE MULTI ASSET INCOME PORT LONG TERM 27	35-2583890	33739U441	33739U458				FJYGRX	5/25/2018	4.06000	0.18920
CS554 INVESTMENT GRADE MULTI ASSET INCOME PORT LONG TERM 27	35-2583890	33739U441	33739U458				FJYGRX	6/25/2018	4.17000	0.19432
CS554 INVESTMENT GRADE MULTI ASSET INCOME PORT LONG TERM 27	35-2583890	33739U441	33739U458				FJYGRX	7/25/2018	4.05000	0.18873
CS554 INVESTMENT GRADE MULTI ASSET INCOME PORT LONG TERM 27	35-2583890	33739U441	33739U458				FJYGRX	8/25/2018	4.05000	0.18873
CS554 INVESTMENT GRADE MULTI ASSET INCOME PORT LONG TERM 27	35-2583890	33739U441	33739U458				FJYGRX	9/25/2018	4.05000	0.18873
CS554 INVESTMENT GRADE MULTI ASSET INCOME PORT LONG TERM 27	35-2583890	33739U441	33739U458				FJYGRX	10/25/2018	4.05000	0.18873
CS554 INVESTMENT GRADE MULTI ASSET INCOME PORT LONG TERM 27	35-2583890	33739U441	33739U458				FJYGRX	11/25/2018	4.07000	0.18966
CS554 INVESTMENT GRADE MULTI ASSET INCOME PORT LONG TERM 27	35-2583890	33739U441	33739U458				FJYGRX	12/25/2018	4.34000	0.20224
CS555 TAX EXEMPT MUNICIPAL INCOME TRUST SERIES 298	35-2587125	33739U474	33739U466				FHVRQX	1/25/2018	3.17000	0.22824
CS555 TAX EXEMPT MUNICIPAL INCOME TRUST SERIES 298	35-2587125	33739U474	33739U466				FHVRQX	2/25/2018	3.18000	0.22896
CS555 TAX EXEMPT MUNICIPAL INCOME TRUST SERIES 298	35-2587125	33739U474	33739U466				FHVRQX	3/25/2018	3.13000	0.22536
CS555 TAX EXEMPT MUNICIPAL INCOME TRUST SERIES 298	35-2587125	33739U474	33739U466				FHVRQX	4/25/2018	3.14000	0.22608
CS555 TAX EXEMPT MUNICIPAL INCOME TRUST SERIES 298	35-2587125	33739U474	33739U466				FHVRQX	5/25/2018	3.14000	0.22608
CS555 TAX EXEMPT MUNICIPAL INCOME TRUST SERIES 298	35-2587125	33739U474	33739U466				FHVRQX	6/25/2018	3.24000	0.23328
CS555 TAX EXEMPT MUNICIPAL INCOME TRUST SERIES 298	35-2587125	33739U474	33739U466				FHVRQX	7/25/2018	3.14000	0.22608
CS555 TAX EXEMPT MUNICIPAL INCOME TRUST SERIES 298	35-2587125	33739U474	33739U466				FHVRQX	8/25/2018	3.13000	0.22536
CS555 TAX EXEMPT MUNICIPAL INCOME TRUST SERIES 298	35-2587125	33739U474	33739U466				FHVRQX	9/25/2018	3.14000	0.22608
CS555 TAX EXEMPT MUNICIPAL INCOME TRUST SERIES 298	35-2587125	33739U474	33739U466				FHVRQX	10/25/2018	3.13000	0.22536
CS555 TAX EXEMPT MUNICIPAL INCOME TRUST SERIES 298	35-2587125	33739U474	33739U466				FHVRQX	11/25/2018	3.16000	0.22752
CS555 TAX EXEMPT MUNICIPAL INCOME TRUST SERIES 298	35-2587125	33739U474	33739U466				FHVRQX	12/25/2018	3.41000	0.24552
CS556 INVESTMENT GRADE MULTI ASSET INCOME INTERMEDIATE 23	35-2590513	33739U482	33739U490				FWNLAX	1/25/2018	3.66000	0.57535
CS556 INVESTMENT GRADE MULTI ASSET INCOME INTERMEDIATE 23	35-2590513	33739U482	33739U490				FWNLAX	2/25/2018	1.52000	0.23894
CS556 INVESTMENT GRADE MULTI ASSET INCOME INTERMEDIATE 23	35-2590513	33739U482	33739U490				FWNLAX	2/25/2018	3.66000	0.57535
CS556 INVESTMENT GRADE MULTI ASSET INCOME INTERMEDIATE 23	35-2590513	33739U482	33739U490				FWNLAX	3/25/2018	3.66000	0.57535
CS556 INVESTMENT GRADE MULTI ASSET INCOME INTERMEDIATE 23	35-2590513	33739U482	33739U490				FWNLAX	4/25/2018	3.65000	0.57378
CS556 INVESTMENT GRADE MULTI ASSET INCOME INTERMEDIATE 23	35-2590513	33739U482	33739U490				FWNLAX	5/25/2018	3.64000	0.57221
CS556 INVESTMENT GRADE MULTI ASSET INCOME INTERMEDIATE 23	35-2590513	33739U482	33739U490				FWNLAX	6/25/2018	3.78000	0.59422
CS556 INVESTMENT GRADE MULTI ASSET INCOME INTERMEDIATE 23	35-2590513	33739U482	33739U490				FWNLAX	7/25/2018	3.64000	0.57221
CS556 INVESTMENT GRADE MULTI ASSET INCOME INTERMEDIATE 23	35-2590513	33739U482	33739U490				FWNLAX	8/25/2018	3.64000	0.57221
CS556 INVESTMENT GRADE MULTI ASSET INCOME INTERMEDIATE 23	35-2590513	33739U482	33739U490				FWNLAX	9/25/2018	3.64000	0.57221
CS556 INVESTMENT GRADE MULTI ASSET INCOME INTERMEDIATE 23	35-2590513	33739U482	33739U490				FWNLAX	10/25/2018	3.64000	0.57221
CS556 INVESTMENT GRADE MULTI ASSET INCOME INTERMEDIATE 23	35-2590513	33739U482	33739U490				FWNLAX	11/25/2018	3.66000	0.57535
CS556 INVESTMENT GRADE MULTI ASSET INCOME INTERMEDIATE 23	35-2590513	33739U482	33739U490				FWNLAX	12/25/2018	4.03000	0.63352
CS557 TAX EXEMPT MUNICIPAL INCOME TRUST INTERMEDIATE 30	35-2590514	33739U516	33739U508				FHJETX	1/25/2018	3.31000	1.09528
CS557 TAX EXEMPT MUNICIPAL INCOME TRUST INTERMEDIATE 30	35-2590514	33739U516	33739U508				FHJETX	2/25/2018	3.32000	1.09859
CS557 TAX EXEMPT MUNICIPAL INCOME TRUST INTERMEDIATE 30	35-2590514	33739U516	33739U508				FHJETX	3/25/2018	3.32000	1.09859
CS557 TAX EXEMPT MUNICIPAL INCOME TRUST INTERMEDIATE 30	35-2590514	33739U516	33739U508				FHJETX	4/25/2018	3.31000	1.09528
CS557 TAX EXEMPT MUNICIPAL INCOME TRUST INTERMEDIATE 30	35-2590514	33739U516	33739U508				FHJETX	5/25/2018	3.31000	1.09528
CS557 TAX EXEMPT MUNICIPAL INCOME TRUST INTERMEDIATE 30	35-2590514	33739U516	33739U508				FHJETX	6/25/2018	3.46000	1.14491
CS557 TAX EXEMPT MUNICIPAL INCOME TRUST INTERMEDIATE 30	35-2590514	33739U516	33739U508				FHJETX	7/25/2018	3.31000	1.09528
CS557 TAX EXEMPT MUNICIPAL INCOME TRUST INTERMEDIATE 30	35-2590514	33739U516	33739U508				FHJETX	8/25/2018	3.32000	1.09859
CS557 TAX EXEMPT MUNICIPAL INCOME TRUST INTERMEDIATE 30	35-2590514	33739U516	33739U508				FHJETX	9/25/2018	3.30000	1.09197
CS557 TAX EXEMPT MUNICIPAL INCOME TRUST INTERMEDIATE 30	35-2590514	33739U516	33739U508				FHJETX	10/25/2018	3.30000	1.09197
CS557 TAX EXEMPT MUNICIPAL INCOME TRUST INTERMEDIATE 30	35-2590514	33739U516	33739U508				FHJETX	11/25/2018	3.33000	1.10190
CS557 TAX EXEMPT MUNICIPAL INCOME TRUST INTERMEDIATE 30	35-2590514	33739U516	33739U508				FHJETX	12/25/2018	3.71000	1.22764
CS558 INVESTMENT GRADE MULTI-ASSET INC PORT 10-20 YR SER 34	35-2590505	33739U524	33739U532				FECNTX	1/25/2018	4.53000	0.48471
CS558 INVESTMENT GRADE MULTI-ASSET INC PORT 10-20 YR SER 34	35-2590505	33739U524	33739U532				FECNTX	2/25/2018	4.54000	0.48578
CS558 INVESTMENT GRADE MULTI-ASSET INC PORT 10-20 YR SER 34	35-2590505	33739U524	33739U532				FECNTX	3/25/2018	4.49000	0.48043
CS558 INVESTMENT GRADE MULTI-ASSET INC PORT 10-20 YR SER 34	35-2590505	33739U524	33739U532				FECNTX	4/25/2018	4.49000	0.48043
CS558 INVESTMENT GRADE MULTI-ASSET INC PORT 10-20 YR SER 34	35-2590505	33739U524	33739U532				FECNTX	5/25/2018	4.49000	0.48043
CS558 INVESTMENT GRADE MULTI-ASSET INC PORT 10-20 YR SER 34	35-2590505	33739U524	33739U532				FECNTX	6/25/2018	4.66000	0.49862
CS558 INVESTMENT GRADE MULTI-ASSET INC PORT 10-20 YR SER 34	35-2590505	33739U524	33739U532				FECNTX	7/25/2018	4.48000	0.47936
CS558 INVESTMENT GRADE MULTI-ASSET INC PORT 10-20 YR SER 34	35-2590505	33739U524	33739U532				FECNTX	8/25/2018	4.48000	0.47936

Issuer's Name	EIN	CUSIP 1	CUSIP 2	CUSIP 3	CUSIP 4	CUSIP 5	Ticker Symbol	Date of Corporate Action	Distribution Per Unit	Per Unit Reduction of Taxpayer's Basis
CS558 INVESTMENT GRADE MULTI-ASSET INC PORT 10-20 YR SER 34	35-2590505	33739U524	33739U532				FECNTX	9/25/2018	4.48000	0.47936
CS558 INVESTMENT GRADE MULTI-ASSET INC PORT 10-20 YR SER 34	35-2590505	33739U524	33739U532				FECNTX	10/25/2018	4.50000	0.48150
CS558 INVESTMENT GRADE MULTI-ASSET INC PORT 10-20 YR SER 34	35-2590505	33739U524	33739U532				FECNTX	11/25/2018	4.55000	0.48685
CS558 INVESTMENT GRADE MULTI-ASSET INC PORT 10-20 YR SER 34	35-2590505	33739U524	33739U532				FECNTX	12/25/2018	4.95000	0.52965
CS559 TAX EXEMPT MUNICIPAL INCOME TRUST 1020 YEAR SERIES 31	35-2596474	33739U557	33739U540				FNOCWX	1/25/2018	3.11000	0.64812
CS559 TAX EXEMPT MUNICIPAL INCOME TRUST 1020 YEAR SERIES 31	35-2596474	33739U557	33739U540				FNOCWX	2/25/2018	3.11000	0.64812
CS559 TAX EXEMPT MUNICIPAL INCOME TRUST 1020 YEAR SERIES 31	35-2596474	33739U557	33739U540				FNOCWX	3/25/2018	3.12000	0.65021
CS559 TAX EXEMPT MUNICIPAL INCOME TRUST 1020 YEAR SERIES 31	35-2596474	33739U557	33739U540				FNOCWX	4/25/2018	3.11000	0.64812
CS559 TAX EXEMPT MUNICIPAL INCOME TRUST 1020 YEAR SERIES 31	35-2596474	33739U557	33739U540				FNOCWX	5/25/2018	3.11000	0.64812
CS559 TAX EXEMPT MUNICIPAL INCOME TRUST 1020 YEAR SERIES 31	35-2596474	33739U557	33739U540				FNOCWX	6/25/2018	3.12000	0.65021
CS559 TAX EXEMPT MUNICIPAL INCOME TRUST 1020 YEAR SERIES 31	35-2596474	33739U557	33739U540				FNOCWX	7/25/2018	3.11000	0.64812
CS559 TAX EXEMPT MUNICIPAL INCOME TRUST 1020 YEAR SERIES 31	35-2596474	33739U557	33739U540				FNOCWX	8/25/2018	3.11000	0.64812
CS559 TAX EXEMPT MUNICIPAL INCOME TRUST 1020 YEAR SERIES 31	35-2596474	33739U557	33739U540				FNOCWX	9/25/2018	3.11000	0.64812
CS559 TAX EXEMPT MUNICIPAL INCOME TRUST 1020 YEAR SERIES 31	35-2596474	33739U557	33739U540				FNOCWX	10/25/2018	3.11000	0.64812
CS559 TAX EXEMPT MUNICIPAL INCOME TRUST 1020 YEAR SERIES 31	35-2596474	33739U557	33739U540				FNOCWX	11/25/2018	3.15000	0.65646
CS559 TAX EXEMPT MUNICIPAL INCOME TRUST 1020 YEAR SERIES 31	35-2596474	33739U557	33739U540				FNOCWX	12/25/2018	1.86000	0.38762
CS559 TAX EXEMPT MUNICIPAL INCOME TRUST 1020 YEAR SERIES 31	35-2596474	33739U557	33739U540				FNOCWX	12/25/2018	3.54000	0.73774
CS560 TAX EXEMPT MUNICIPAL INCOME TRUST SERIES 299	35-2596552	33739U565	33739U573				FJMTPX	1/25/2018	2.99000	0.34236
CS560 TAX EXEMPT MUNICIPAL INCOME TRUST SERIES 299	35-2596552	33739U565	33739U573				FJMTPX	2/25/2018	2.99000	0.34236
CS560 TAX EXEMPT MUNICIPAL INCOME TRUST SERIES 299	35-2596552	33739U565	33739U573				FJMTPX	3/25/2018	2.99000	0.34236
CS560 TAX EXEMPT MUNICIPAL INCOME TRUST SERIES 299	35-2596552	33739U565	33739U573				FJMTPX	4/25/2018	2.99000	0.34236
CS560 TAX EXEMPT MUNICIPAL INCOME TRUST SERIES 299	35-2596552	33739U565	33739U573				FJMTPX	5/25/2018	2.99000	0.34236
CS560 TAX EXEMPT MUNICIPAL INCOME TRUST SERIES 299	35-2596552	33739U565	33739U573				FJMTPX	6/25/2018	2.99000	0.34236
CS560 TAX EXEMPT MUNICIPAL INCOME TRUST SERIES 299	35-2596552	33739U565	33739U573				FJMTPX	7/25/2018	2.99000	0.34236
CS560 TAX EXEMPT MUNICIPAL INCOME TRUST SERIES 299	35-2596552	33739U565	33739U573				FJMTPX	8/25/2018	2.99000	0.34236
CS560 TAX EXEMPT MUNICIPAL INCOME TRUST SERIES 299	35-2596552	33739U565	33739U573				FJMTPX	9/25/2018	2.99000	0.34236
CS560 TAX EXEMPT MUNICIPAL INCOME TRUST SERIES 299	35-2596552	33739U565	33739U573				FJMTPX	10/25/2018	2.98000	0.34121
CS560 TAX EXEMPT MUNICIPAL INCOME TRUST SERIES 299	35-2596552	33739U565	33739U573				FJMTPX	11/25/2018	3.03000	0.34694
CS560 TAX EXEMPT MUNICIPAL INCOME TRUST SERIES 299	35-2596552	33739U565	33739U573				FJMTPX	12/25/2018	3.41000	0.39045
CS561 INVESTMENT GRADE MULTI-ASSET INCOME PORT LONG TERM 28	35-2596564	33739U599	33739U581				FBWORX	1/25/2018	4.14000	0.47610
CS561 INVESTMENT GRADE MULTI-ASSET INCOME PORT LONG TERM 28	35-2596564	33739U599	33739U581				FBWORX	2/25/2018	4.14000	0.47610
CS561 INVESTMENT GRADE MULTI-ASSET INCOME PORT LONG TERM 28	35-2596564	33739U599	33739U581				FBWORX	3/25/2018	4.14000	0.47610
CS561 INVESTMENT GRADE MULTI-ASSET INCOME PORT LONG TERM 28	35-2596564	33739U599	33739U581				FBWORX	4/25/2018	4.13000	0.47495
CS561 INVESTMENT GRADE MULTI-ASSET INCOME PORT LONG TERM 28	35-2596564	33739U599	33739U581				FBWORX	5/25/2018	4.12000	0.47380
CS561 INVESTMENT GRADE MULTI-ASSET INCOME PORT LONG TERM 28	35-2596564	33739U599	33739U581				FBWORX	6/25/2018	4.23000	0.48645
CS561 INVESTMENT GRADE MULTI-ASSET INCOME PORT LONG TERM 28	35-2596564	33739U599	33739U581				FBWORX	7/25/2018	4.13000	0.47495
CS561 INVESTMENT GRADE MULTI-ASSET INCOME PORT LONG TERM 28	35-2596564	33739U599	33739U581				FBWORX	8/25/2018	4.13000	0.47495
CS561 INVESTMENT GRADE MULTI-ASSET INCOME PORT LONG TERM 28	35-2596564	33739U599	33739U581				FBWORX	9/25/2018	4.13000	0.47495
CS561 INVESTMENT GRADE MULTI-ASSET INCOME PORT LONG TERM 28	35-2596564	33739U599	33739U581				FBWORX	10/25/2018	4.13000	0.47495
CS561 INVESTMENT GRADE MULTI-ASSET INCOME PORT LONG TERM 28	35-2596564	33739U599	33739U581				FBWORX	11/25/2018	4.20000	0.48300
CS561 INVESTMENT GRADE MULTI-ASSET INCOME PORT LONG TERM 28	35-2596564	33739U599	33739U581				FBWORX	12/25/2018	4.70000	0.54050
CS562 INVESTMENT GRADE MULTI ASSET INC PT 10 20 YEAR S35	35-2600414	33739U607	33739U615				FKBIOX	1/25/2018	4.52000	0.62195
CS562 INVESTMENT GRADE MULTI ASSET INC PT 10 20 YEAR S35	35-2600414	33739U607	33739U615				FKBIOX	2/25/2018	4.43000	0.60957
CS562 INVESTMENT GRADE MULTI ASSET INC PT 10 20 YEAR S35	35-2600414	33739U607	33739U615				FKBIOX	3/25/2018	4.44000	0.61094
CS562 INVESTMENT GRADE MULTI ASSET INC PT 10 20 YEAR S35	35-2600414	33739U607	33739U615				FKBIOX	4/25/2018	4.43000	0.60957
CS562 INVESTMENT GRADE MULTI ASSET INC PT 10 20 YEAR S35	35-2600414	33739U607	33739U615				FKBIOX	5/25/2018	4.43000	0.60957
CS562 INVESTMENT GRADE MULTI ASSET INC PT 10 20 YEAR S35	35-2600414	33739U607	33739U615				FKBIOX	6/25/2018	4.44000	0.61094
CS562 INVESTMENT GRADE MULTI ASSET INC PT 10 20 YEAR S35	35-2600414	33739U607	33739U615				FKBIOX	7/25/2018	4.44000	0.61094
CS562 INVESTMENT GRADE MULTI ASSET INC PT 10 20 YEAR S35	35-2600414	33739U607	33739U615				FKBIOX	8/25/2018	4.43000	0.60957
CS562 INVESTMENT GRADE MULTI ASSET INC PT 10 20 YEAR S35	35-2600414	33739U607	33739U615				FKBIOX	9/25/2018	4.44000	0.61094
CS562 INVESTMENT GRADE MULTI ASSET INC PT 10 20 YEAR S35	35-2600414	33739U607	33739U615				FKBIOX	10/25/2018	4.45000	0.61232
CS562 INVESTMENT GRADE MULTI ASSET INC PT 10 20 YEAR S35	35-2600414	33739U607	33739U615				FKBIOX	11/25/2018	4.50000	0.61920
CS562 INVESTMENT GRADE MULTI ASSET INC PT 10 20 YEAR S35	35-2600414	33739U607	33739U615				FKBIOX	12/25/2018	5.11000	0.70314
CS563 TAX EXMT MUNI INC TR INT S31	35-2600460	33739U623	33739U631				FMBJDX	1/25/2018	3.26000	1.22543
CS563 TAX EXMT MUNI INC TR INT S31	35-2600460	33739U623	33739U631				FMBJDX	2/25/2018	3.25000	1.22168
CS563 TAX EXMT MUNI INC TR INT S31	35-2600460	33739U623	33739U631				FMBJDX	3/25/2018	3.26000	1.22543
CS563 TAX EXMT MUNI INC TR INT S31	35-2600460	33739U623	33739U631				FMBJDX	4/25/2018	3.26000	1.22543
CS563 TAX EXMT MUNI INC TR INT S31	35-2600460	33739U623	33739U631				FMBJDX	5/25/2018	3.27000	1.22919
CS563 TAX EXMT MUNI INC TR INT S31	35-2600460	33739U623	33739U631				FMBJDX	6/25/2018	3.26000	1.22543
CS563 TAX EXMT MUNI INC TR INT S31	35-2600460	33739U623	33739U631				FMBJDX	7/25/2018	3.26000	1.22543
CS563 TAX EXMT MUNI INC TR INT S31	35-2600460	33739U623	33739U631				FMBJDX	8/25/2018	3.26000	1.22543
CS563 TAX EXMT MUNI INC TR INT S31	35-2600460	33739U623	33739U631				FMBJDX	9/25/2018	3.27000	1.22919

Issuer's Name	EIN	CUSIP 1	CUSIP 2	CUSIP 3	CUSIP 4	CUSIP 5	Ticker Symbol	Date of Corporate Action	Distribution Per Unit	Per Unit Reduction of Taxpayer's Basis
CS563 TAX EXMT MUNI INC TR INT S31	35-2600460	33739U623	33739U631				FMBJDX	10/25/2018	3.26000	1.22543
CS563 TAX EXMT MUNI INC TR INT S31	35-2600460	33739U623	33739U631				FMBJDX	11/25/2018	3.31000	1.24423
CS563 TAX EXMT MUNI INC TR INT S31	35-2600460	33739U623	33739U631				FMBJDX	12/25/2018	3.75000	1.40963
CS564 INSRD TAX EXPT MNI INC T S252	35-2600461	33739U656	33739U649				FKWNLX	1/25/2018	2.98000	0.33644
CS564 INSRD TAX EXPT MNI INC T S252	35-2600461	33739U656	33739U649				FKWNLX	2/25/2018	2.97000	0.33531
CS564 INSRD TAX EXPT MNI INC T S252	35-2600461	33739U656	33739U649				FKWNLX	3/25/2018	2.98000	0.33644
CS564 INSRD TAX EXPT MNI INC T S252	35-2600461	33739U656	33739U649				FKWNLX	4/25/2018	2.97000	0.33531
CS564 INSRD TAX EXPT MNI INC T S252	35-2600461	33739U656	33739U649				FKWNLX	5/25/2018	2.98000	0.33644
CS564 INSRD TAX EXPT MNI INC T S252	35-2600461	33739U656	33739U649				FKWNLX	6/25/2018	2.96000	0.33418
CS564 INSRD TAX EXPT MNI INC T S252	35-2600461	33739U656	33739U649				FKWNLX	7/25/2018	2.97000	0.33531
CS564 INSRD TAX EXPT MNI INC T S252	35-2600461	33739U656	33739U649				FKWNLX	8/25/2018	2.96000	0.33418
CS564 INSRD TAX EXPT MNI INC T S252	35-2600461	33739U656	33739U649				FKWNLX	9/25/2018	2.97000	0.33531
CS564 INSRD TAX EXPT MNI INC T S252	35-2600461	33739U656	33739U649				FKWNLX	10/25/2018	2.97000	0.33531
CS564 INSRD TAX EXPT MNI INC T S252	35-2600461	33739U656	33739U649				FKWNLX	11/25/2018	3.02000	0.34096
CS564 INSRD TAX EXPT MNI INC T S252	35-2600461	33739U656	33739U649				FKWNLX	12/25/2018	3.34000	0.37709
CS565 IVTMT GD MLT AT INC PT I S24	35-2606557	33739U672	33739U664				FBIVHX	1/25/2018	3.25000	0.93048
CS565 IVTMT GD MLT AT INC PT I S24	35-2606557	33739U672	33739U664				FBIVHX	2/25/2018	3.26000	0.93334
CS565 IVTMT GD MLT AT INC PT I S24	35-2606557	33739U672	33739U664				FBIVHX	3/25/2018	3.25000	0.93048
CS565 IVTMT GD MLT AT INC PT I S24	35-2606557	33739U672	33739U664				FBIVHX	4/25/2018	3.25000	0.93048
CS565 IVTMT GD MLT AT INC PT I S24	35-2606557	33739U672	33739U664				FBIVHX	5/25/2018	3.26000	0.93334
CS565 IVTMT GD MLT AT INC PT I S24	35-2606557	33739U672	33739U664				FBIVHX	6/25/2018	3.35000	0.95911
CS565 IVTMT GD MLT AT INC PT I S24	35-2606557	33739U672	33739U664				FBIVHX	7/25/2018	3.26000	0.93334
CS565 IVTMT GD MLT AT INC PT I S24	35-2606557	33739U672	33739U664				FBIVHX	8/25/2018	3.26000	0.93334
CS565 IVTMT GD MLT AT INC PT I S24	35-2606557	33739U672	33739U664				FBIVHX	9/25/2018	3.28000	0.93906
CS565 IVTMT GD MLT AT INC PT I S24	35-2606557	33739U672	33739U664				FBIVHX	10/25/2018	3.27000	0.93620
CS565 IVTMT GD MLT AT INC PT I S24	35-2606557	33739U672	33739U664				FBIVHX	11/25/2018	3.33000	0.95338
CS565 IVTMT GD MLT AT INC PT I S24	35-2606557	33739U672	33739U664				FBIVHX	12/25/2018	3.81000	1.09080
CS566 IVSMT GR MTA ST I P 1020 Y S36	35-2606580	33739U698	33739U680				FTBGRX	1/25/2018	4.47000	1.25205
CS566 IVSMT GR MTA ST I P 1020 Y S36	35-2606580	33739U698	33739U680				FTBGRX	2/25/2018	4.48000	1.25485
CS566 IVSMT GR MTA ST I P 1020 Y S36	35-2606580	33739U698	33739U680				FTBGRX	3/25/2018	4.47000	1.25205
CS566 IVSMT GR MTA ST I P 1020 Y S36	35-2606580	33739U698	33739U680				FTBGRX	4/25/2018	4.48000	1.25485
CS566 IVSMT GR MTA ST I P 1020 Y S36	35-2606580	33739U698	33739U680				FTBGRX	5/25/2018	4.46000	1.24925
CS566 IVSMT GR MTA ST I P 1020 Y S36	35-2606580	33739U698	33739U680				FTBGRX	6/25/2018	4.55000	1.27446
CS566 IVSMT GR MTA ST I P 1020 Y S36	35-2606580	33739U698	33739U680				FTBGRX	7/25/2018	4.46000	1.24925
CS566 IVSMT GR MTA ST I P 1020 Y S36	35-2606580	33739U698	33739U680				FTBGRX	8/25/2018	4.47000	1.25205
CS566 IVSMT GR MTA ST I P 1020 Y S36	35-2606580	33739U698	33739U680				FTBGRX	9/25/2018	4.47000	1.25205
CS566 IVSMT GR MTA ST I P 1020 Y S36	35-2606580	33739U698	33739U680				FTBGRX	10/25/2018	4.47000	1.25205
CS566 IVSMT GR MTA ST I P 1020 Y S36	35-2606580	33739U698	33739U680				FTBGRX	11/25/2018	4.53000	1.26885
CS566 IVSMT GR MTA ST I P 1020 Y S36	35-2606580	33739U698	33739U680				FTBGRX	12/25/2018	5.12000	1.43411
CS567 TAX EXEMPT MUNICIPAL INCOME TRUST INTERMEDIATE SER 32	35-2606628	33739U706	33739U714				FVRPMX	1/25/2018	3.52000	1.00038
CS567 TAX EXEMPT MUNICIPAL INCOME TRUST INTERMEDIATE SER 32	35-2606628	33739U706	33739U714				FVRPMX	2/25/2018	3.21000	0.91228
CS567 TAX EXEMPT MUNICIPAL INCOME TRUST INTERMEDIATE SER 32	35-2606628	33739U706	33739U714				FVRPMX	3/25/2018	3.21000	0.91228
CS567 TAX EXEMPT MUNICIPAL INCOME TRUST INTERMEDIATE SER 32	35-2606628	33739U706	33739U714				FVRPMX	4/25/2018	3.21000	0.91228
CS567 TAX EXEMPT MUNICIPAL INCOME TRUST INTERMEDIATE SER 32	35-2606628	33739U706	33739U714				FVRPMX	5/25/2018	3.21000	0.91228
CS567 TAX EXEMPT MUNICIPAL INCOME TRUST INTERMEDIATE SER 32	35-2606628	33739U706	33739U714				FVRPMX	6/25/2018	3.21000	0.91228
CS567 TAX EXEMPT MUNICIPAL INCOME TRUST INTERMEDIATE SER 32	35-2606628	33739U706	33739U714				FVRPMX	7/25/2018	3.21000	0.91228
CS567 TAX EXEMPT MUNICIPAL INCOME TRUST INTERMEDIATE SER 32	35-2606628	33739U706	33739U714				FVRPMX	8/25/2018	3.20000	0.90944
CS567 TAX EXEMPT MUNICIPAL INCOME TRUST INTERMEDIATE SER 32	35-2606628	33739U706	33739U714				FVRPMX	9/25/2018	3.21000	0.91228
CS567 TAX EXEMPT MUNICIPAL INCOME TRUST INTERMEDIATE SER 32	35-2606628	33739U706	33739U714				FVRPMX	10/25/2018	3.21000	0.91228
CS567 TAX EXEMPT MUNICIPAL INCOME TRUST INTERMEDIATE SER 32	35-2606628	33739U706	33739U714				FVRPMX	11/25/2018	3.27000	0.92933
CS567 TAX EXEMPT MUNICIPAL INCOME TRUST INTERMEDIATE SER 32	35-2606628	33739U706	33739U714				FVRPMX	12/25/2018	3.68000	1.04586
CS568 TAX EXMPT MUNI INC TR 1020 Y S32	35-2609400	33739U722	33739U730				FJATCX	2/25/2018	1.82000	0.15124
CS568 TAX EXMPT MUNI INC TR 1020 Y S32	35-2609400	33739U722	33739U730				FJATCX	3/25/2018	3.05000	0.25346
CS568 TAX EXMPT MUNI INC TR 1020 Y S32	35-2609400	33739U722	33739U730				FJATCX	4/25/2018	3.05000	0.25346
CS568 TAX EXMPT MUNI INC TR 1020 Y S32	35-2609400	33739U722	33739U730				FJATCX	5/25/2018	3.05000	0.25346
CS568 TAX EXMPT MUNI INC TR 1020 Y S32	35-2609400	33739U722	33739U730				FJATCX	6/25/2018	3.05000	0.25346
CS568 TAX EXMPT MUNI INC TR 1020 Y S32	35-2609400	33739U722	33739U730				FJATCX	7/25/2018	3.06000	0.25429
CS568 TAX EXMPT MUNI INC TR 1020 Y S32	35-2609400	33739U722	33739U730				FJATCX	8/25/2018	3.05000	0.25346
CS568 TAX EXMPT MUNI INC TR 1020 Y S32	35-2609400	33739U722	33739U730				FJATCX	9/25/2018	3.05000	0.25346
CS568 TAX EXMPT MUNI INC TR 1020 Y S32	35-2609400	33739U722	33739U730				FJATCX	10/25/2018	3.05000	0.25346
CS568 TAX EXMPT MUNI INC TR 1020 Y S32	35-2609400	33739U722	33739U730				FJATCX	11/25/2018	3.05000	0.25346
CS568 TAX EXMPT MUNI INC TR 1020 Y S32	35-2609400	33739U722	33739U730				FJATCX	12/25/2018	3.06000	0.25429

Issuer's Name	EIN	CUSIP 1	CUSIP 2	CUSIP 3	CUSIP 4	CUSIP 5	Ticker Symbol	Date of Corporate Action	Distribution Per Unit	Per Unit Reduction of Taxpayer's Basis
CS569 TAX EXEMPT MUNICIPAL INCOME TRUST SERIES 300	35-7195241	33739U755	33739U748				FDMIAX	2/25/2018	1.61000	0.15134
CS569 TAX EXEMPT MUNICIPAL INCOME TRUST SERIES 300	35-7195241	33739U755	33739U748				FDMIAX	3/25/2018	3.24000	0.30456
CS569 TAX EXEMPT MUNICIPAL INCOME TRUST SERIES 300	35-7195241	33739U755	33739U748				FDMIAX	4/25/2018	3.24000	0.30456
CS569 TAX EXEMPT MUNICIPAL INCOME TRUST SERIES 300	35-7195241	33739U755	33739U748				FDMIAX	5/25/2018	3.24000	0.30456
CS569 TAX EXEMPT MUNICIPAL INCOME TRUST SERIES 300	35-7195241	33739U755	33739U748				FDMIAX	6/25/2018	3.24000	0.30456
CS569 TAX EXEMPT MUNICIPAL INCOME TRUST SERIES 300	35-7195241	33739U755	33739U748				FDMIAX	7/25/2018	3.25000	0.30550
CS569 TAX EXEMPT MUNICIPAL INCOME TRUST SERIES 300	35-7195241	33739U755	33739U748				FDMIAX	8/25/2018	3.24000	0.30456
CS569 TAX EXEMPT MUNICIPAL INCOME TRUST SERIES 300	35-7195241	33739U755	33739U748				FDMIAX	9/25/2018	3.25000	0.30550
CS569 TAX EXEMPT MUNICIPAL INCOME TRUST SERIES 300	35-7195241	33739U755	33739U748				FDMIAX	10/25/2018	3.23000	0.30362
CS569 TAX EXEMPT MUNICIPAL INCOME TRUST SERIES 300	35-7195241	33739U755	33739U748				FDMIAX	11/25/2018	3.23000	0.30362
CS569 TAX EXEMPT MUNICIPAL INCOME TRUST SERIES 300	35-7195241	33739U755	33739U748				FDMIAX	12/25/2018	3.26000	0.30644
CS570 INVMT GR MLTAST I P 1020 S37	35-7195205	33739U763	33739U771				FTRDGX	2/25/2018	1.66000	0.70069
CS570 INVMT GR MLTAST I P 1020 S37	35-7195205	33739U763	33739U771				FTRDGX	3/25/2018	4.54000	1.91633
CS570 INVMT GR MLTAST I P 1020 S37	35-7195205	33739U763	33739U771				FTRDGX	4/25/2018	4.54000	1.91633
CS570 INVMT GR MLTAST I P 1020 S37	35-7195205	33739U763	33739U771				FTRDGX	5/25/2018	4.54000	1.91633
CS570 INVMT GR MLTAST I P 1020 S37	35-7195205	33739U763	33739U771				FTRDGX	6/25/2018	4.54000	1.91633
CS570 INVMT GR MLTAST I P 1020 S37	35-7195205	33739U763	33739U771				FTRDGX	7/25/2018	4.54000	1.91633
CS570 INVMT GR MLTAST I P 1020 S37	35-7195205	33739U763	33739U771				FTRDGX	8/25/2018	4.54000	1.91633
CS570 INVMT GR MLTAST I P 1020 S37	35-7195205	33739U763	33739U771				FTRDGX	9/25/2018	4.54000	1.91633
CS570 INVMT GR MLTAST I P 1020 S37	35-7195205	33739U763	33739U771				FTRDGX	10/25/2018	4.55000	1.92056
CS570 INVMT GR MLTAST I P 1020 S37	35-7195205	33739U763	33739U771				FTRDGX	11/25/2018	4.54000	1.91633
CS570 INVMT GR MLTAST I P 1020 S37	35-7195205	33739U763	33739U771				FTRDGX	12/25/2018	4.57000	1.92900
CS571 TAX EXPT MUNI INC TR INT S33	35-2615596	33739U789	33739U797				FGERTX	3/25/2018	2.04000	0.42473
CS571 TAX EXPT MUNI INC TR INT S33	35-2615596	33739U789	33739U797				FGERTX	4/25/2018	3.41000	0.70996
CS571 TAX EXPT MUNI INC TR INT S33	35-2615596	33739U789	33739U797				FGERTX	5/25/2018	3.40000	0.70788
CS571 TAX EXPT MUNI INC TR INT S33	35-2615596	33739U789	33739U797				FGERTX	6/25/2018	3.41000	0.70996
CS571 TAX EXPT MUNI INC TR INT S33	35-2615596	33739U789	33739U797				FGERTX	7/25/2018	3.40000	0.70788
CS571 TAX EXPT MUNI INC TR INT S33	35-2615596	33739U789	33739U797				FGERTX	8/25/2018	3.41000	0.70996
CS571 TAX EXPT MUNI INC TR INT S33	35-2615596	33739U789	33739U797				FGERTX	9/25/2018	3.41000	0.70996
CS571 TAX EXPT MUNI INC TR INT S33	35-2615596	33739U789	33739U797				FGERTX	10/25/2018	3.41000	0.70996
CS571 TAX EXPT MUNI INC TR INT S33	35-2615596	33739U789	33739U797				FGERTX	11/25/2018	3.40000	0.70788
CS571 TAX EXPT MUNI INC TR INT S33	35-2615596	33739U789	33739U797				FGERTX	12/25/2018	3.41000	0.70996
CS572 IVSTMT GR MLAST IN PT L T S29	35-2615642	33739U805	33739U813				FJKLWX	4/25/2018	4.34000	1.39965
CS572 IVSTMT GR MLAST IN PT L T S29	35-2615642	33739U805	33739U813				FJKLWX	5/25/2018	4.07000	1.31258
CS572 IVSTMT GR MLAST IN PT L T S29	35-2615642	33739U805	33739U813				FJKLWX	6/25/2018	4.07000	1.31258
CS572 IVSTMT GR MLAST IN PT L T S29	35-2615642	33739U805	33739U813				FJKLWX	7/25/2018	4.07000	1.31258
CS572 IVSTMT GR MLAST IN PT L T S29	35-2615642	33739U805	33739U813				FJKLWX	8/25/2018	4.07000	1.31258
CS572 IVSTMT GR MLAST IN PT L T S29	35-2615642	33739U805	33739U813				FJKLWX	9/25/2018	4.08000	1.31580
CS572 IVSTMT GR MLAST IN PT L T S29	35-2615642	33739U805	33739U813				FJKLWX	10/25/2018	4.07000	1.31258
CS572 IVSTMT GR MLAST IN PT L T S29	35-2615642	33739U805	33739U813				FJKLWX	11/25/2018	4.07000	1.31258
CS572 IVSTMT GR MLAST IN PT L T S29	35-2615642	33739U805	33739U813				FJKLWX	12/25/2018	4.09000	1.31903
CS574 TAX EXEMPT MUNICIPAL INC TR S33	35-2618880	33739U847	33739U854				FNWQBQ	4/25/2018	1.14000	0.04229
CS574 TAX EXEMPT MUNICIPAL INC TR S33	35-2618880	33739U847	33739U854				FNWQBQ	5/25/2018	3.12000	0.11575
CS574 TAX EXEMPT MUNICIPAL INC TR S33	35-2618880	33739U847	33739U854				FNWQBQ	6/25/2018	3.13000	0.11612
CS574 TAX EXEMPT MUNICIPAL INC TR S33	35-2618880	33739U847	33739U854				FNWQBQ	7/25/2018	3.12000	0.11575
CS574 TAX EXEMPT MUNICIPAL INC TR S33	35-2618880	33739U847	33739U854				FNWQBQ	8/25/2018	3.12000	0.11575
CS574 TAX EXEMPT MUNICIPAL INC TR S33	35-2618880	33739U847	33739U854				FNWQBQ	9/25/2018	3.13000	0.11612
CS574 TAX EXEMPT MUNICIPAL INC TR S33	35-2618880	33739U847	33739U854				FNWQBQ	10/25/2018	3.12000	0.11575
CS574 TAX EXEMPT MUNICIPAL INC TR S33	35-2618880	33739U847	33739U854				FNWQBQ	11/25/2018	3.14000	0.11649
CS574 TAX EXEMPT MUNICIPAL INC TR S33	35-2618880	33739U847	33739U854				FNWQBQ	12/25/2018	3.13000	0.11612
CS575 CALIFORNIA MUNI INC TR S15	35-2618953	33739U870	33739U862				FEHKPX	5/25/2018	1.69000	0.84906
CS575 CALIFORNIA MUNI INC TR S15	35-2618953	33739U870	33739U862				FEHKPX	6/25/2018	3.00000	1.50720
CS575 CALIFORNIA MUNI INC TR S15	35-2618953	33739U870	33739U862				FEHKPX	7/25/2018	2.99000	1.50218
CS575 CALIFORNIA MUNI INC TR S15	35-2618953	33739U870	33739U862				FEHKPX	8/25/2018	3.00000	1.50720
CS575 CALIFORNIA MUNI INC TR S15	35-2618953	33739U870	33739U862				FEHKPX	9/25/2018	2.99000	1.50218
CS575 CALIFORNIA MUNI INC TR S15	35-2618953	33739U870	33739U862				FEHKPX	10/25/2018	3.00000	1.50720
CS575 CALIFORNIA MUNI INC TR S15	35-2618953	33739U870	33739U862				FEHKPX	11/25/2018	3.00000	1.50720
CS575 CALIFORNIA MUNI INC TR S15	35-2618953	33739U870	33739U862				FEHKPX	12/25/2018	3.00000	1.50720
CS 436 INVST GRD MLT-AST INC PORT, 10-20 YR, SRS 9	35-2492446	33740A137	33740A145	33740A152			FSNDVX	1/25/2018	5.02000	0.16566
CS 436 INVST GRD MLT-AST INC PORT, 10-20 YR, SRS 9	35-2492446	33740A137	33740A145	33740A152			FSNDVX	2/25/2018	5.03000	0.16599

Issuer's Name	EIN	CUSIP 1	CUSIP 2	CUSIP 3	CUSIP 4	CUSIP 5	Ticker Symbol	Date of Corporate Action	Distribution Per Unit	Per Unit Reduction of Taxpayer's Basis
CS536 TAX EXEMPT MUNICIPAL INCOME TRUST SERIES 295	35-2568704	33740E816	33740E824				FORCHX	5/25/2018	3.10000	0.79701
CS536 TAX EXEMPT MUNICIPAL INCOME TRUST SERIES 295	35-2568704	33740E816	33740E824				FORCHX	6/25/2018	3.22000	0.82786
CS536 TAX EXEMPT MUNICIPAL INCOME TRUST SERIES 295	35-2568704	33740E816	33740E824				FORCHX	7/25/2018	3.11000	0.79958
CS536 TAX EXEMPT MUNICIPAL INCOME TRUST SERIES 295	35-2568704	33740E816	33740E824				FORCHX	8/25/2018	3.10000	0.79701
CS536 TAX EXEMPT MUNICIPAL INCOME TRUST SERIES 295	35-2568704	33740E816	33740E824				FORCHX	9/25/2018	3.09000	0.79444
CS536 TAX EXEMPT MUNICIPAL INCOME TRUST SERIES 295	35-2568704	33740E816	33740E824				FORCHX	10/25/2018	3.08000	0.79187
CS536 TAX EXEMPT MUNICIPAL INCOME TRUST SERIES 295	35-2568704	33740E816	33740E824				FORCHX	11/25/2018	3.07000	0.78930
CS536 TAX EXEMPT MUNICIPAL INCOME TRUST SERIES 295	35-2568704	33740E816	33740E824				FORCHX	12/25/2018	3.14000	0.80729
CS537 INVEST GRADE MULTI ASSET INCOME PRTF INTERMED SER 20	35-2568720	33740E832	33740E840				FBCNAX	1/25/2018	3.56000	0.72019
CS537 INVEST GRADE MULTI ASSET INCOME PRTF INTERMED SER 20	35-2568720	33740E832	33740E840				FBCNAX	2/25/2018	3.58000	0.72423
CS537 INVEST GRADE MULTI ASSET INCOME PRTF INTERMED SER 20	35-2568720	33740E832	33740E840				FBCNAX	3/25/2018	3.59000	0.72626
CS537 INVEST GRADE MULTI ASSET INCOME PRTF INTERMED SER 20	35-2568720	33740E832	33740E840				FBCNAX	4/25/2018	3.58000	0.72423
CS537 INVEST GRADE MULTI ASSET INCOME PRTF INTERMED SER 20	35-2568720	33740E832	33740E840				FBCNAX	5/25/2018	3.58000	0.72423
CS537 INVEST GRADE MULTI ASSET INCOME PRTF INTERMED SER 20	35-2568720	33740E832	33740E840				FBCNAX	6/25/2018	3.70000	0.74851
CS537 INVEST GRADE MULTI ASSET INCOME PRTF INTERMED SER 20	35-2568720	33740E832	33740E840				FBCNAX	7/25/2018	3.59000	0.72626
CS537 INVEST GRADE MULTI ASSET INCOME PRTF INTERMED SER 20	35-2568720	33740E832	33740E840				FBCNAX	8/25/2018	3.58000	0.72423
CS537 INVEST GRADE MULTI ASSET INCOME PRTF INTERMED SER 20	35-2568720	33740E832	33740E840				FBCNAX	9/25/2018	3.58000	0.72423
CS537 INVEST GRADE MULTI ASSET INCOME PRTF INTERMED SER 20	35-2568720	33740E832	33740E840				FBCNAX	10/25/2018	3.58000	0.72423
CS537 INVEST GRADE MULTI ASSET INCOME PRTF INTERMED SER 20	35-2568720	33740E832	33740E840				FBCNAX	11/25/2018	3.57000	0.72221
CS537 INVEST GRADE MULTI ASSET INCOME PRTF INTERMED SER 20	35-2568720	33740E832	33740E840				FBCNAX	12/25/2018	3.64000	0.73637
CS538 TAX EXEMPT MUNICIPAL INCOME TRUST 1020 YEAR SERIES 27	35-2568732	33740E865	33740E857				FNGZKX	1/25/2018	2.93000	0.63347
CS538 TAX EXEMPT MUNICIPAL INCOME TRUST 1020 YEAR SERIES 27	35-2568732	33740E865	33740E857				FNGZKX	2/25/2018	2.95000	0.63779
CS538 TAX EXEMPT MUNICIPAL INCOME TRUST 1020 YEAR SERIES 27	35-2568732	33740E865	33740E857				FNGZKX	3/25/2018	2.94000	0.63563
CS538 TAX EXEMPT MUNICIPAL INCOME TRUST 1020 YEAR SERIES 27	35-2568732	33740E865	33740E857				FNGZKX	4/25/2018	2.94000	0.63563
CS538 TAX EXEMPT MUNICIPAL INCOME TRUST 1020 YEAR SERIES 27	35-2568732	33740E865	33740E857				FNGZKX	5/25/2018	2.94000	0.63563
CS538 TAX EXEMPT MUNICIPAL INCOME TRUST 1020 YEAR SERIES 27	35-2568732	33740E865	33740E857				FNGZKX	6/25/2018	3.05000	0.65941
CS538 TAX EXEMPT MUNICIPAL INCOME TRUST 1020 YEAR SERIES 27	35-2568732	33740E865	33740E857				FNGZKX	7/25/2018	2.94000	0.63563
CS538 TAX EXEMPT MUNICIPAL INCOME TRUST 1020 YEAR SERIES 27	35-2568732	33740E865	33740E857				FNGZKX	8/25/2018	2.95000	0.63779
CS538 TAX EXEMPT MUNICIPAL INCOME TRUST 1020 YEAR SERIES 27	35-2568732	33740E865	33740E857				FNGZKX	9/25/2018	2.93000	0.63347
CS538 TAX EXEMPT MUNICIPAL INCOME TRUST 1020 YEAR SERIES 27	35-2568732	33740E865	33740E857				FNGZKX	10/25/2018	2.94000	0.63563
CS538 TAX EXEMPT MUNICIPAL INCOME TRUST 1020 YEAR SERIES 27	35-2568732	33740E865	33740E857				FNGZKX	11/25/2018	2.94000	0.63563
CS538 TAX EXEMPT MUNICIPAL INCOME TRUST 1020 YEAR SERIES 27	35-2568732	33740E865	33740E857				FNGZKX	12/25/2018	2.99000	0.64644
CS539 INVEST GRADE MULTI ASSET INC P LONG TRM S 25	35-2571362	33740E881	33740E873				FUAHDX	1/25/2018	4.58000	0.17862
CS539 INVEST GRADE MULTI ASSET INC P LONG TRM S 25	35-2571362	33740E881	33740E873				FUAHDX	2/25/2018	4.64000	0.18096
CS539 INVEST GRADE MULTI ASSET INC P LONG TRM S 25	35-2571362	33740E881	33740E873				FUAHDX	3/25/2018	4.57000	0.17823
CS539 INVEST GRADE MULTI ASSET INC P LONG TRM S 25	35-2571362	33740E881	33740E873				FUAHDX	4/25/2018	4.59000	0.17901
CS539 INVEST GRADE MULTI ASSET INC P LONG TRM S 25	35-2571362	33740E881	33740E873				FUAHDX	5/25/2018	4.58000	0.17862
CS539 INVEST GRADE MULTI ASSET INC P LONG TRM S 25	35-2571362	33740E881	33740E873				FUAHDX	6/25/2018	4.73000	0.18447
CS539 INVEST GRADE MULTI ASSET INC P LONG TRM S 25	35-2571362	33740E881	33740E873				FUAHDX	7/25/2018	4.57000	0.17823
CS539 INVEST GRADE MULTI ASSET INC P LONG TRM S 25	35-2571362	33740E881	33740E873				FUAHDX	8/25/2018	4.57000	0.17823
CS539 INVEST GRADE MULTI ASSET INC P LONG TRM S 25	35-2571362	33740E881	33740E873				FUAHDX	9/25/2018	4.57000	0.17823
CS539 INVEST GRADE MULTI ASSET INC P LONG TRM S 25	35-2571362	33740E881	33740E873				FUAHDX	10/25/2018	4.59000	0.17901
CS539 INVEST GRADE MULTI ASSET INC P LONG TRM S 25	35-2571362	33740E881	33740E873				FUAHDX	11/25/2018	4.58000	0.17862
CS539 INVEST GRADE MULTI ASSET INC P LONG TRM S 25	35-2571362	33740E881	33740E873				FUAHDX	12/25/2018	4.64000	0.18096
CS576 TAX EXMT MUN INC TR INTR S34	35-2621934	33741B100	33741B118				FYRNPX	5/25/2018	2.63000	0.52021
CS576 TAX EXMT MUN INC TR INTR S34	35-2621934	33741B100	33741B118				FYRNPX	6/25/2018	3.29000	0.65076
CS576 TAX EXMT MUN INC TR INTR S34	35-2621934	33741B100	33741B118				FYRNPX	7/25/2018	3.30000	0.65274
CS576 TAX EXMT MUN INC TR INTR S34	35-2621934	33741B100	33741B118				FYRNPX	8/25/2018	3.27000	0.64681
CS576 TAX EXMT MUN INC TR INTR S34	35-2621934	33741B100	33741B118				FYRNPX	9/25/2018	3.27000	0.64681
CS576 TAX EXMT MUN INC TR INTR S34	35-2621934	33741B100	33741B118				FYRNPX	10/25/2018	3.26000	0.64483
CS576 TAX EXMT MUN INC TR INTR S34	35-2621934	33741B100	33741B118				FYRNPX	11/25/2018	3.27000	0.64681
CS576 TAX EXMT MUN INC TR INTR S34	35-2621934	33741B100	33741B118				FYRNPX	12/25/2018	3.30000	0.65274
CS578 TAX EXPT MUNI INC TR INT S35	35-2630882	33741B142	33741B159				FKORQX	8/25/2018	2.72000	0.30546
CS578 TAX EXPT MUNI INC TR INT S35	35-2630882	33741B142	33741B159				FKORQX	9/25/2018	3.40000	0.38182
CS578 TAX EXPT MUNI INC TR INT S35	35-2630882	33741B142	33741B159				FKORQX	10/25/2018	3.41000	0.38294
CS578 TAX EXPT MUNI INC TR INT S35	35-2630882	33741B142	33741B159				FKORQX	11/25/2018	3.40000	0.38182
CS578 TAX EXPT MUNI INC TR INT S35	35-2630882	33741B142	33741B159				FKORQX	12/25/2018	3.40000	0.38182
CS580 INVESTMENT GRADE MULTI ASSET INC POR 10 20 YEAR SER 38	35-2633847	33741B217	33741B209				FVLGIX	9/25/2018	1.92000	1.38221
CS580 INVESTMENT GRADE MULTI ASSET INC POR 10 20 YEAR SER 38	35-2633847	33741B217	33741B209				FVLGIX	10/25/2018	4.46000	3.21075
CS580 INVESTMENT GRADE MULTI ASSET INC POR 10 20 YEAR SER 38	35-2633847	33741B217	33741B209				FVLGIX	11/25/2018	4.45000	3.20356
CS580 INVESTMENT GRADE MULTI ASSET INC POR 10 20 YEAR SER 38	35-2633847	33741B217	33741B209				FVLGIX	12/25/2018	4.45000	3.20356

Issuer's Name	EIN	CUSIP 1	CUSIP 2	CUSIP 3	CUSIP 4	CUSIP 5	Ticker Symbol	Date of Corporate Action	Distribution Per Unit	Per Unit Reduction of Taxpayer's Basis
CS581 TAX EXEMPT MUNICIPAL INCOME TRUST INTERMEDIATE S36	35-2636333	33741B225	33741B233				FECUPX	10/25/2018	1.86000	0.04241
CS581 TAX EXEMPT MUNICIPAL INCOME TRUST INTERMEDIATE S36	35-2636333	33741B225	33741B233				FECUPX	11/25/2018	3.50000	0.07980
CS581 TAX EXEMPT MUNICIPAL INCOME TRUST INTERMEDIATE S36	35-2636333	33741B225	33741B233				FECUPX	12/25/2018	3.50000	0.07980
GNMA INCOME PORTFOLIO SERIES 1	51-0425855	36290H105					VGMB1	1/17/2018	0.00144	0.00144
GNMA INCOME PORTFOLIO SERIES 1	51-0425855	36290H105					VGMB1	2/17/2018	0.00333	0.00333
GNMA INCOME PORTFOLIO SERIES 1	51-0425855	36290H105					VGMB1	3/17/2018	0.00057	0.00057
GNMA INCOME PORTFOLIO SERIES 1	51-0425855	36290H105					VGMB1	4/17/2018	0.00086	0.00086
GNMA INCOME PORTFOLIO SERIES 1	51-0425855	36290H105					VGMB1	6/17/2018	0.00153	0.00153
GNMA INCOME PORTFOLIO SERIES 1	51-0425855	36290H105					VGMB1	7/17/2018	0.00103	0.00103
GNMA INCOME PORTFOLIO SERIES 1	51-0425855	36290H105					VGMB1	8/17/2018	0.00168	0.00168
GNMA INCOME PORTFOLIO SERIES 1	51-0425855	36290H105					VGMB1	9/17/2018	0.00152	0.00152
GNMA INCOME PORTFOLIO SERIES 1	51-0425855	36290H105					VGMB1	10/17/2018	0.00108	0.00108
GNMA INCOME PORTFOLIO SERIES 1	51-0425855	36290H105					VGMB1	11/17/2018	0.00135	0.00135
GNMA INCOME PORTFOLIO SERIES 1	51-0425855	36290H105					VGMB1	12/17/2018	0.00037	0.00037
GNMA INCOME PORTFOLIO SERIES 2	56-2353407	36290H113					VGMB2	1/17/2018	0.00291	0.00287
GNMA INCOME PORTFOLIO SERIES 2	56-2353407	36290H113					VGMB2	2/17/2018	0.00073	0.00072
GNMA INCOME PORTFOLIO SERIES 2	56-2353407	36290H113					VGMB2	5/17/2018	0.00089	0.00088
GNMA INCOME PORTFOLIO SERIES 2	56-2353407	36290H113					VGMB2	6/17/2018	0.00096	0.00095
GNMA INCOME PORTFOLIO SERIES 2	56-2353407	36290H113					VGMB2	7/17/2018	0.00154	0.00152
GNMA INCOME PORTFOLIO SERIES 2	56-2353407	36290H113					VGMB2	9/17/2018	0.00380	0.00374
GNMA INCOME PORTFOLIO SERIES 2	56-2353407	36290H113					VGMB2	10/17/2018	0.00136	0.00134
GNMA INCOME PORTFOLIO SERIES 2	56-2353407	36290H113					VGMB2	12/17/2018	0.00161	0.00159
GNMA INCOME PORTFOLIO SERIES 3	55-0869722	36290H121					VGMB3	1/17/2018	0.00285	0.00284
GNMA INCOME PORTFOLIO SERIES 3	55-0869722	36290H121					VGMB3	2/17/2018	0.00207	0.00206
GNMA INCOME PORTFOLIO SERIES 3	55-0869722	36290H121					VGMB3	3/17/2018	0.00021	0.00021
GNMA INCOME PORTFOLIO SERIES 3	55-0869722	36290H121					VGMB3	6/17/2018	0.00094	0.00094
GNMA INCOME PORTFOLIO SERIES 3	55-0869722	36290H121					VGMB3	7/17/2018	0.00324	0.00322
GNMA INCOME PORTFOLIO SERIES 3	55-0869722	36290H121					VGMB3	8/17/2018	0.00199	0.00198
GNMA INCOME PORTFOLIO SERIES 3	55-0869722	36290H121					VGMB3	9/17/2018	0.00104	0.00103
GNMA INCOME PORTFOLIO SERIES 3	55-0869722	36290H121					VGMB3	10/17/2018	0.00127	0.00126
GNMA INCOME PORTFOLIO SERIES 3	55-0869722	36290H121					VGMB3	11/17/2018	0.00100	0.00100
GNMA INCOME PORTFOLIO SERIES 3	55-0869722	36290H121					VGMB3	12/17/2018	0.00031	0.00031
GNMA INCOME PORTFOLIO SERIES 4	20-5359388	36290H139					VGMB4	1/17/2018	0.00163	0.00162
GNMA INCOME PORTFOLIO SERIES 4	20-5359388	36290H139					VGMB4	2/17/2018	0.00039	0.00039
GNMA INCOME PORTFOLIO SERIES 4	20-5359388	36290H139					VGMB4	3/17/2018	0.00022	0.00022
GNMA INCOME PORTFOLIO SERIES 4	20-5359388	36290H139					VGMB4	4/17/2018	0.00066	0.00066
GNMA INCOME PORTFOLIO SERIES 4	20-5359388	36290H139					VGMB4	5/17/2018	0.00306	0.00304
GNMA INCOME PORTFOLIO SERIES 4	20-5359388	36290H139					VGMB4	6/17/2018	0.00200	0.00199
GNMA INCOME PORTFOLIO SERIES 4	20-5359388	36290H139					VGMB4	7/17/2018	0.00240	0.00238
GNMA INCOME PORTFOLIO SERIES 4	20-5359388	36290H139					VGMB4	12/17/2018	0.00037	0.00037
GNMA INCOME PORTFOLIO SERIES 5	11-3815439	36290H147					VGMB5	12/19/2018	0.00036	0.00026
GNMA INCOME PORTFOLIO, SERIES 6	11-3841995	36290H154					VGMB6	1/17/2018	0.00064	0.00001
GNMA INCOME PORTFOLIO, SERIES 6	11-3841995	36290H154					VGMB6	1/17/2018	0.00155	0.00155
GNMA INCOME PORTFOLIO, SERIES 6	11-3841995	36290H154					VGMB6	2/17/2018	0.00065	0.00001
GNMA INCOME PORTFOLIO, SERIES 6	11-3841995	36290H154					VGMB6	3/17/2018	0.00063	0.00063
GNMA INCOME PORTFOLIO, SERIES 6	11-3841995	36290H154					VGMB6	3/17/2018	0.00064	0.00001
GNMA INCOME PORTFOLIO, SERIES 6	11-3841995	36290H154					VGMB6	4/17/2018	0.00064	0.00001
GNMA INCOME PORTFOLIO, SERIES 6	11-3841995	36290H154					VGMB6	4/17/2018	0.00149	0.00149
GNMA INCOME PORTFOLIO, SERIES 6	11-3841995	36290H154					VGMB6	5/17/2018	0.00063	0.00001
GNMA INCOME PORTFOLIO, SERIES 6	11-3841995	36290H154					VGMB6	5/17/2018	0.00130	0.00130
GNMA INCOME PORTFOLIO, SERIES 6	11-3841995	36290H154					VGMB6	6/17/2018	0.00062	0.00001
GNMA INCOME PORTFOLIO, SERIES 6	11-3841995	36290H154					VGMB6	6/17/2018	0.00166	0.00166
GNMA INCOME PORTFOLIO, SERIES 6	11-3841995	36290H154					VGMB6	7/17/2018	0.00062	0.00001
GNMA INCOME PORTFOLIO, SERIES 6	11-3841995	36290H154					VGMB6	7/17/2018	0.00178	0.00178
GNMA INCOME PORTFOLIO, SERIES 6	11-3841995	36290H154					VGMB6	8/17/2018	0.00060	0.00001
GNMA INCOME PORTFOLIO, SERIES 6	11-3841995	36290H154					VGMB6	8/17/2018	0.00106	0.00106
GNMA INCOME PORTFOLIO, SERIES 6	11-3841995	36290H154					VGMB6	9/17/2018	0.00059	0.00001
GNMA INCOME PORTFOLIO, SERIES 6	11-3841995	36290H154					VGMB6	9/17/2018	0.00177	0.00177
GNMA INCOME PORTFOLIO, SERIES 6	11-3841995	36290H154					VGMB6	10/17/2018	0.00059	0.00001
GNMA INCOME PORTFOLIO, SERIES 6	11-3841995	36290H154					VGMB6	10/17/2018	0.00059	0.00059

Issuer's Name	EIN	CUSIP 1	CUSIP 2	CUSIP 3	CUSIP 4	CUSIP 5	Ticker Symbol	Date of Corporate Action	Distribution Per Unit	Per Unit Reduction of Taxpayer's Basis
GNMA INCOME PORTFOLIO, SERIES 6	11-3841995	36290H154					VGMB6	11/17/2018	0.00062	0.00001
GNMA INCOME PORTFOLIO, SERIES 6	11-3841995	36290H154					VGMB6	12/17/2018	0.00058	0.00001
GNMA INCOME PORTFOLIO, SERIES 6	11-3841995	36290H154					VGMB6	12/17/2018	0.00081	0.00081
GNMA INCOME PORTFOLIO SER 7	27-0301053	36290H170	36290H162				VGMB7	1/17/2018	0.00138	0.00000
GNMA INCOME PORTFOLIO SER 7	27-0301053	36290H170	36290H162				VGMB7	1/17/2018	0.00177	0.00177
GNMA INCOME PORTFOLIO SER 7	27-0301053	36290H170	36290H162				VGMB7	2/17/2018	0.00138	0.00000
GNMA INCOME PORTFOLIO SER 7	27-0301053	36290H170	36290H162				VGMB7	3/17/2018	0.00136	0.00000
GNMA INCOME PORTFOLIO SER 7	27-0301053	36290H170	36290H162				VGMB7	4/17/2018	0.00139	0.00000
GNMA INCOME PORTFOLIO SER 7	27-0301053	36290H170	36290H162				VGMB7	5/17/2018	0.00139	0.00000
GNMA INCOME PORTFOLIO SER 7	27-0301053	36290H170	36290H162				VGMB7	6/17/2018	0.00137	0.00000
GNMA INCOME PORTFOLIO SER 7	27-0301053	36290H170	36290H162				VGMB7	6/17/2018	0.00336	0.00336
GNMA INCOME PORTFOLIO SER 7	27-0301053	36290H170	36290H162				VGMB7	7/17/2018	0.00068	0.00068
GNMA INCOME PORTFOLIO SER 7	27-0301053	36290H170	36290H162				VGMB7	7/17/2018	0.00135	0.00000
GNMA INCOME PORTFOLIO SER 7	27-0301053	36290H170	36290H162				VGMB7	8/17/2018	0.00134	0.00000
GNMA INCOME PORTFOLIO SER 7	27-0301053	36290H170	36290H162				VGMB7	9/17/2018	0.00137	0.00000
GNMA INCOME PORTFOLIO SER 7	27-0301053	36290H170	36290H162				VGMB7	10/17/2018	0.00136	0.00000
GNMA INCOME PORTFOLIO SER 7	27-0301053	36290H170	36290H162				VGMB7	11/17/2018	0.00138	0.00000
GNMA INCOME PORTFOLIO SER 7	27-0301053	36290H170	36290H162				VGMB7	12/17/2018	0.00134	0.00000
GNMA INCOME PORTFOLIO SERIES 8	27-1129590	36290H196	36290H188				VGMB8	1/17/2018	0.00172	0.00001
GNMA INCOME PORTFOLIO SERIES 8	27-1129590	36290H196	36290H188				VGMB8	2/17/2018	0.00174	0.00001
GNMA INCOME PORTFOLIO SERIES 8	27-1129590	36290H196	36290H188				VGMB8	3/17/2018	0.00174	0.00001
GNMA INCOME PORTFOLIO SERIES 8	27-1129590	36290H196	36290H188				VGMB8	4/17/2018	0.00174	0.00001
GNMA INCOME PORTFOLIO SERIES 8	27-1129590	36290H196	36290H188				VGMB8	5/17/2018	0.00176	0.00001
GNMA INCOME PORTFOLIO SERIES 8	27-1129590	36290H196	36290H188				VGMB8	6/17/2018	0.00177	0.00001
GNMA INCOME PORTFOLIO SERIES 8	27-1129590	36290H196	36290H188				VGMB8	7/17/2018	0.00175	0.00001
GNMA INCOME PORTFOLIO SERIES 8	27-1129590	36290H196	36290H188				VGMB8	8/17/2018	0.00173	0.00001
GNMA INCOME PORTFOLIO SERIES 8	27-1129590	36290H196	36290H188				VGMB8	9/17/2018	0.00171	0.00001
GNMA INCOME PORTFOLIO SERIES 8	27-1129590	36290H196	36290H188				VGMB8	10/17/2018	0.00134	0.00134
GNMA INCOME PORTFOLIO SERIES 8	27-1129590	36290H196	36290H188				VGMB8	10/17/2018	0.00171	0.00001
GNMA INCOME PORTFOLIO SERIES 8	27-1129590	36290H196	36290H188				VGMB8	11/17/2018	0.00174	0.00001
GNMA INCOME PORTFOLIO SERIES 8	27-1129590	36290H196	36290H188				VGMB8	11/17/2018	0.00272	0.00272
GNMA INCOME PORTFOLIO SERIES 8	27-1129590	36290H196	36290H188				VGMB8	12/17/2018	0.00166	0.00001
GNMA INCOME PORTFOLIO SERIES 8	27-1129590	36290H196	36290H188				VGMB8	12/17/2018	0.00374	0.00374
GNMA INCOME PORTFOLIO SERIES 9	27-3648725	36290H212	36290H204				VGMB9	1/17/2018	0.00165	0.00003
GNMA INCOME PORTFOLIO SERIES 9	27-3648725	36290H212	36290H204				VGMB9	1/17/2018	0.00423	0.00423
GNMA INCOME PORTFOLIO SERIES 9	27-3648725	36290H212	36290H204				VGMB9	2/17/2018	0.00165	0.00003
GNMA INCOME PORTFOLIO SERIES 9	27-3648725	36290H212	36290H204				VGMB9	2/17/2018	0.00526	0.00526
GNMA INCOME PORTFOLIO SERIES 9	27-3648725	36290H212	36290H204				VGMB9	3/17/2018	0.00131	0.00131
GNMA INCOME PORTFOLIO SERIES 9	27-3648725	36290H212	36290H204				VGMB9	3/17/2018	0.00165	0.00003
GNMA INCOME PORTFOLIO SERIES 9	27-3648725	36290H212	36290H204				VGMB9	4/17/2018	0.00162	0.00003
GNMA INCOME PORTFOLIO SERIES 9	27-3648725	36290H212	36290H204				VGMB9	5/17/2018	0.00160	0.00160
GNMA INCOME PORTFOLIO SERIES 9	27-3648725	36290H212	36290H204				VGMB9	5/17/2018	0.00161	0.00003
GNMA INCOME PORTFOLIO SERIES 9	27-3648725	36290H212	36290H204				VGMB9	6/17/2018	0.00160	0.00003
GNMA INCOME PORTFOLIO SERIES 9	27-3648725	36290H212	36290H204				VGMB9	6/17/2018	0.00539	0.00539
GNMA INCOME PORTFOLIO SERIES 9	27-3648725	36290H212	36290H204				VGMB9	7/17/2018	0.00158	0.00003
GNMA INCOME PORTFOLIO SERIES 9	27-3648725	36290H212	36290H204				VGMB9	7/17/2018	0.00270	0.00270
GNMA INCOME PORTFOLIO SERIES 9	27-3648725	36290H212	36290H204				VGMB9	8/17/2018	0.00156	0.00003
GNMA INCOME PORTFOLIO SERIES 9	27-3648725	36290H212	36290H204				VGMB9	8/17/2018	0.00633	0.00633
GNMA INCOME PORTFOLIO SERIES 9	27-3648725	36290H212	36290H204				VGMB9	9/17/2018	0.00155	0.00003
GNMA INCOME PORTFOLIO SERIES 9	27-3648725	36290H212	36290H204				VGMB9	9/17/2018	0.00556	0.00556
GNMA INCOME PORTFOLIO SERIES 9	27-3648725	36290H212	36290H204				VGMB9	10/17/2018	0.00151	0.00003
GNMA INCOME PORTFOLIO SERIES 9	27-3648725	36290H212	36290H204				VGMB9	10/17/2018	0.00321	0.00321
GNMA INCOME PORTFOLIO SERIES 9	27-3648725	36290H212	36290H204				VGMB9	11/17/2018	0.00158	0.00003
GNMA INCOME PORTFOLIO SERIES 9	27-3648725	36290H212	36290H204				VGMB9	11/17/2018	0.00623	0.00623
GNMA INCOME PORTFOLIO SERIES 9	27-3648725	36290H212	36290H204				VGMB9	12/17/2018	0.00148	0.00003
GNMA INCOME PORTFOLIO SERIES 10	45-3601536	36290H238	36290H220				VGMB10	1/17/2018	0.00186	0.00009
GNMA INCOME PORTFOLIO SERIES 10	45-3601536	36290H238	36290H220				VGMB10	2/17/2018	0.00190	0.00009
GNMA INCOME PORTFOLIO SERIES 10	45-3601536	36290H238	36290H220				VGMB10	3/17/2018	0.00192	0.00009
GNMA INCOME PORTFOLIO SERIES 10	45-3601536	36290H238	36290H220				VGMB10	4/17/2018	0.00189	0.00009
GNMA INCOME PORTFOLIO SERIES 10	45-3601536	36290H238	36290H220				VGMB10	5/17/2018	0.00189	0.00009
GNMA INCOME PORTFOLIO SERIES 10	45-3601536	36290H238	36290H220				VGMB10	6/17/2018	0.00188	0.00009
GNMA INCOME PORTFOLIO SERIES 10	45-3601536	36290H238	36290H220				VGMB10	6/17/2018	0.00288	0.00288
GNMA INCOME PORTFOLIO SERIES 10	45-3601536	36290H238	36290H220				VGMB10	7/17/2018	0.00184	0.00009

Issuer's Name	EIN	CUSIP 1	CUSIP 2	CUSIP 3	CUSIP 4	CUSIP 5	Ticker Symbol	Date of Corporate Action	Distribution Per Unit	Per Unit Reduction of Taxpayer's Basis
GNMA INCOME PORTFOLIO SERIES 10	45-3601536	36290H238	36290H220				VGMB10	7/17/2018	0.00731	0.00731
GNMA INCOME PORTFOLIO SERIES 10	45-3601536	36290H238	36290H220				VGMB10	8/17/2018	0.00182	0.00009
GNMA INCOME PORTFOLIO SERIES 10	45-3601536	36290H238	36290H220				VGMB10	8/17/2018	0.00863	0.00863
GNMA INCOME PORTFOLIO SERIES 10	45-3601536	36290H238	36290H220				VGMB10	9/17/2018	0.00178	0.00009
GNMA INCOME PORTFOLIO SERIES 10	45-3601536	36290H238	36290H220				VGMB10	9/17/2018	0.00881	0.00881
GNMA INCOME PORTFOLIO SERIES 10	45-3601536	36290H238	36290H220				VGMB10	10/17/2018	0.00258	0.00013
GNMA INCOME PORTFOLIO SERIES 10	45-3601536	36290H238	36290H220				VGMB10	10/17/2018	0.00650	0.00650
GNMA INCOME PORTFOLIO SERIES 10	45-3601536	36290H238	36290H220				VGMB10	11/17/2018	0.00189	0.00009
GNMA INCOME PORTFOLIO SERIES 10	45-3601536	36290H238	36290H220				VGMB10	11/17/2018	0.00772	0.00772
GNMA INCOME PORTFOLIO SERIES 10	45-3601536	36290H238	36290H220				VGMB10	12/17/2018	0.00177	0.00009
GNMA INCOME PORTFOLIO SERIES 11	35-2456808	36290H253	36290H246				VGMB11	1/17/2018	0.00145	0.00002
GNMA INCOME PORTFOLIO SERIES 11	35-2456808	36290H253	36290H246				VGMB11	2/17/2018	0.00148	0.00002
GNMA INCOME PORTFOLIO SERIES 11	35-2456808	36290H253	36290H246				VGMB11	3/17/2018	0.00152	0.00002
GNMA INCOME PORTFOLIO SERIES 11	35-2456808	36290H253	36290H246				VGMB11	4/17/2018	0.00158	0.00002
GNMA INCOME PORTFOLIO SERIES 11	35-2456808	36290H253	36290H246				VGMB11	5/17/2018	0.00136	0.00002
GNMA INCOME PORTFOLIO SERIES 11	35-2456808	36290H253	36290H246				VGMB11	6/17/2018	0.00136	0.00002
GNMA INCOME PORTFOLIO SERIES 11	35-2456808	36290H253	36290H246				VGMB11	6/17/2018	0.00509	0.00509
GNMA INCOME PORTFOLIO SERIES 11	35-2456808	36290H253	36290H246				VGMB11	7/17/2018	0.00133	0.00002
GNMA INCOME PORTFOLIO SERIES 11	35-2456808	36290H253	36290H246				VGMB11	7/17/2018	0.00684	0.00684
GNMA INCOME PORTFOLIO SERIES 11	35-2456808	36290H253	36290H246				VGMB11	8/17/2018	0.00131	0.00002
GNMA INCOME PORTFOLIO SERIES 11	35-2456808	36290H253	36290H246				VGMB11	8/17/2018	0.00962	0.00962
GNMA INCOME PORTFOLIO SERIES 11	35-2456808	36290H253	36290H246				VGMB11	9/17/2018	0.00128	0.00002
GNMA INCOME PORTFOLIO SERIES 11	35-2456808	36290H253	36290H246				VGMB11	10/17/2018	0.00127	0.00002
GNMA INCOME PORTFOLIO SERIES 11	35-2456808	36290H253	36290H246				VGMB11	10/17/2018	0.00215	0.00215
GNMA INCOME PORTFOLIO SERIES 11	35-2456808	36290H253	36290H246				VGMB11	11/17/2018	0.00127	0.00002
GNMA INCOME PORTFOLIO SERIES 11	35-2456808	36290H253	36290H246				VGMB11	11/17/2018	0.00781	0.00781
GNMA INCOME PORTFOLIO SERIES 11	35-2456808	36290H253	36290H246				VGMB11	12/17/2018	0.00124	0.00002
GNMA INCOME PORTFOLIO SERIES 11	35-2456808	36290H253	36290H246				VGMB11	12/17/2018	0.00260	0.00260
GUGGENHEIM SHORT DURATION HIGH YIELD TRUST SERIES18	35-2451308	40166E683	40166E691				GSHY018	1/15/2018	0.33000	0.01370
GUGGENHEIM SHORT DURATION HIGH YIELD TRUST SERIES18	35-2451308	40166E683	40166E691				GSHY018	2/15/2018	0.33000	0.01370
GUGGENHEIM SHORT DURATION HIGH YIELD TRUST SERIES18	35-2451308	40166E683	40166E691				GSHY018	3/15/2018	0.12000	0.00498
GUGGENHEIM SHORT DURATION HIGH YIELD TRUST SERIES18	35-2451308	40166E683	40166E691				GSHY018	3/15/2018	31.93000	31.93000
GUGGENHEIM SHORT DURATION HIGH YIELD TRUST SERIES18	35-2451308	40166E683	40166E691				GSHY018	4/15/2018	0.12000	0.00498
GUGGENHEIM SHORT DURATION HIGH YIELD TRUST SERIES18	35-2451308	40166E683	40166E691				GSHY018	5/15/2018	0.12000	0.00498
GUGGENHEIM SHORT DURATION HIGH YIELD TRUST SERIES18	35-2451308	40166E683	40166E691				GSHY018	6/15/2018	0.12000	0.00498
GUGGENHEIM SHORT DURATION HIGH YIELD TRUST SERIES18	35-2451308	40166E683	40166E691				GSHY018	7/15/2018	0.12000	0.00498
GUGGENHEIM SHORT DURATION HIGH YIELD TRUST SERIES18	35-2451308	40166E683	40166E691				GSHY018	8/15/2018	0.11000	0.00457
GUGGENHEIM SHORT DURATION HIGH YIELD TRUST SERIES18	35-2451308	40166E683	40166E691				GSHY018	9/15/2018	0.12000	0.00498
GUGGENHEIM SHORT DURATION HIGH YIELD TRUST SERIES18	35-2451308	40166E683	40166E691				GSHY018	10/15/2018	0.12000	0.00498
GUGGENHEIM SHORT DURATION HIGH YIELD TRUST SERIES18	35-2451308	40166E683	40166E691				GSHY018	11/15/2018	0.12000	0.00498
GUGGENHEIM SHORT DURATION HIGH YIELD TRUST SERIES18	35-2451308	40166E683	40166E691				GSHY018	12/15/2018	0.11000	0.00457
GUGGENHEIM SHORT DURATION HIGH YIELD TRUST SERIES19	35-2453345	40166F540	40166F557				GSHY019	1/15/2018	0.25000	0.06368
GUGGENHEIM SHORT DURATION HIGH YIELD TRUST SERIES19	35-2453345	40166F540	40166F557				GSHY019	2/15/2018	0.24000	0.06113
GUGGENHEIM SHORT DURATION HIGH YIELD TRUST SERIES19	35-2453345	40166F540	40166F557				GSHY019	3/15/2018	0.25000	0.06368
GUGGENHEIM SHORT DURATION HIGH YIELD TRUST SERIES19	35-2453345	40166F540	40166F557				GSHY019	4/15/2018	0.24000	0.06113
GUGGENHEIM SHORT DURATION HIGH YIELD TRUST SERIES19	35-2453345	40166F540	40166F557				GSHY019	5/15/2018	0.24000	0.06113
GUGGENHEIM SHORT DURATION HIGH YIELD TRUST SERIES19	35-2453345	40166F540	40166F557				GSHY019	6/15/2018	0.24000	0.06113
GUGGENHEIM SHORT DURATION HIGH YIELD TRUST SERIES19	35-2453345	40166F540	40166F557				GSHY019	7/15/2018	0.24000	0.06113
GUGGENHEIM SHORT DURATION HIGH YIELD TRUST SERIES19	35-2453345	40166F540	40166F557				GSHY019	8/15/2018	0.24000	0.06113
GUGGENHEIM SHORT DURATION HIGH YIELD TRUST SERIES19	35-2453345	40166F540	40166F557				GSHY019	9/15/2018	0.24000	0.06113
GUGGENHEIM SHORT DURATION HIGH YIELD TRUST SERIES19	35-2453345	40166F540	40166F557				GSHY019	10/15/2018	0.24000	0.06113
GUGGENHEIM SHORT DURATION HIGH YIELD TRUST SERIES19	35-2453345	40166F540	40166F557				GSHY019	11/15/2018	0.24000	0.06113
GUGGENHEIM SHORT DURATION HIGH YIELD TRUST SERIES19	35-2453345	40166F540	40166F557				GSHY019	12/15/2018	0.24000	0.06113
GNMA PORTFOLIO, SERIES 19	35-2456889	40166G183	40166G191				DGNMA 019	1/1/2018	0.01095	0.00145
GNMA PORTFOLIO, SERIES 19	35-2456889	40166G183	40166G191				DGNMA 019	1/1/2018	0.15723	0.15723
GNMA PORTFOLIO, SERIES 19	35-2456889	40166G183	40166G191				DGNMA 019	2/1/2018	0.01146	0.00152
GNMA PORTFOLIO, SERIES 19	35-2456889	40166G183	40166G191				DGNMA 019	2/1/2018	0.04887	0.04887
GNMA PORTFOLIO, SERIES 19	35-2456889	40166G183	40166G191				DGNMA 019	3/1/2018	0.01123	0.00149
GNMA PORTFOLIO, SERIES 19	35-2456889	40166G183	40166G191				DGNMA 019	3/1/2018	0.07187	0.07187
GNMA PORTFOLIO, SERIES 19	35-2456889	40166G183	40166G191				DGNMA 019	4/1/2018	0.01117	0.00148
GNMA PORTFOLIO, SERIES 19	35-2456889	40166G183	40166G191				DGNMA 019	4/1/2018	0.03022	0.03022
GNMA PORTFOLIO, SERIES 19	35-2456889	40166G183	40166G191				DGNMA 019	5/1/2018	0.01095	0.00145
GNMA PORTFOLIO, SERIES 19	35-2456889	40166G183	40166G191				DGNMA 019	5/1/2018	0.07038	0.07038

Issuer's Name	EIN	CUSIP 1	CUSIP 2	CUSIP 3	CUSIP 4	CUSIP 5	Ticker Symbol	Date of Corporate Action	Distribution Per Unit	Per Unit Reduction of Taxpayer's Basis
GNMA PORTFOLIO, SERIES 19	35-2456889	40166G183	40166G191				DGNMA 019	6/1/2018	0.01089	0.00145
GNMA PORTFOLIO, SERIES 19	35-2456889	40166G183	40166G191				DGNMA 019	7/1/2018	0.01104	0.00147
GNMA PORTFOLIO, SERIES 19	35-2456889	40166G183	40166G191				DGNMA 019	8/1/2018	0.01058	0.00141
GNMA PORTFOLIO, SERIES 19	35-2456889	40166G183	40166G191				DGNMA 019	9/1/2018	0.01054	0.00140
GNMA PORTFOLIO, SERIES 19	35-2456889	40166G183	40166G191				DGNMA 019	9/1/2018	0.04671	0.04671
GNMA PORTFOLIO, SERIES 19	35-2456889	40166G183	40166G191				DGNMA 019	10/1/2018	0.01035	0.00137
GNMA PORTFOLIO, SERIES 19	35-2456889	40166G183	40166G191				DGNMA 019	10/1/2018	0.02561	0.02561
GNMA PORTFOLIO, SERIES 19	35-2456889	40166G183	40166G191				DGNMA 019	11/1/2018	0.01027	0.00136
GNMA PORTFOLIO, SERIES 19	35-2456889	40166G183	40166G191				DGNMA 019	12/1/2018	0.01017	0.00135
GNMA PORTFOLIO, SERIES 19	35-2456889	40166G183	40166G191				DGNMA 019	12/1/2018	0.01830	0.01830
GUGGENHEIM SHORT DURATION HIGH YIELD TRUST SERIES20	35-2453455	40166G449	40166G456				GSHY 020	1/15/2018	0.12000	0.01516
GUGGENHEIM SHORT DURATION HIGH YIELD TRUST SERIES20	35-2453455	40166G449	40166G456				GSHY 020	2/15/2018	0.11000	0.01389
GUGGENHEIM SHORT DURATION HIGH YIELD TRUST SERIES20	35-2453455	40166G449	40166G456				GSHY 020	3/15/2018	0.11000	0.01389
GUGGENHEIM SHORT DURATION HIGH YIELD TRUST SERIES20	35-2453455	40166G449	40166G456				GSHY 020	4/15/2018	0.11000	0.01389
GUGGENHEIM SHORT DURATION HIGH YIELD TRUST SERIES20	35-2453455	40166G449	40166G456				GSHY 020	5/15/2018	0.11000	0.01389
GUGGENHEIM SHORT DURATION HIGH YIELD TRUST SERIES20	35-2453455	40166G449	40166G456				GSHY 020	5/15/2018	0.11000	0.01389
GUGGENHEIM SHORT DURATION HIGH YIELD TRUST SERIES20	35-2453455	40166G449	40166G456				GSHY 020	7/15/2018	0.11000	0.01389
GUGGENHEIM SHORT DURATION HIGH YIELD TRUST SERIES20	35-2453455	40166G449	40166G456				GSHY 020	8/15/2018	0.10000	0.01263
GUGGENHEIM SHORT DURATION HIGH YIELD TRUST SERIES20	35-2453455	40166G449	40166G456				GSHY 020	9/15/2018	0.11000	0.01389
GUGGENHEIM SHORT DURATION HIGH YIELD TRUST SERIES20	35-2453455	40166G449	40166G456				GSHY 020	10/15/2018	0.10000	0.01263
GUGGENHEIM SHORT DURATION HIGH YIELD TRUST SERIES20	35-2453455	40166G449	40166G456				GSHY 020	11/15/2018	0.11000	0.01389
GUGGENHEIM SHORT DURATION HIGH YIELD TRUST SERIES20	35-2453455	40166G449	40166G456				GSHY 020	12/15/2018	0.10000	0.01263
GUGGENHEIM SHORT DURATION HIGH YIELD TRUST SERIES22	35-2463538	40166J708	40166J716				GSHY 022	1/15/2018	0.47000	0.16535
GUGGENHEIM SHORT DURATION HIGH YIELD TRUST SERIES22	35-2463538	40166J708	40166J716				GSHY 022	2/15/2018	0.46000	0.16183
GUGGENHEIM SHORT DURATION HIGH YIELD TRUST SERIES22	35-2463538	40166J708	40166J716				GSHY 022	3/15/2018	0.46000	0.16183
GUGGENHEIM SHORT DURATION HIGH YIELD TRUST SERIES22	35-2463538	40166J708	40166J716				GSHY 022	4/15/2018	0.46000	0.16183
GUGGENHEIM SHORT DURATION HIGH YIELD TRUST SERIES22	35-2463538	40166J708	40166J716				GSHY 022	5/15/2018	0.46000	0.16183
GUGGENHEIM SHORT DURATION HIGH YIELD TRUST SERIES22	35-2463538	40166J708	40166J716				GSHY 022	6/15/2018	0.46000	0.16183
GUGGENHEIM SHORT DURATION HIGH YIELD TRUST SERIES22	35-2463538	40166J708	40166J716				GSHY 022	7/15/2018	0.46000	0.16183
GUGGENHEIM SHORT DURATION HIGH YIELD TRUST SERIES22	35-2463538	40166J708	40166J716				GSHY 022	8/15/2018	0.45000	0.15831
GUGGENHEIM SHORT DURATION HIGH YIELD TRUST SERIES22	35-2463538	40166J708	40166J716				GSHY 022	9/15/2018	0.46000	0.16183
GUGGENHEIM SHORT DURATION HIGH YIELD TRUST SERIES22	35-2463538	40166J708	40166J716				GSHY 022	10/15/2018	0.46000	0.16183
GUGGENHEIM SHORT DURATION HIGH YIELD TRUST SERIES22	35-2463538	40166J708	40166J716				GSHY 022	11/15/2018	0.45000	0.15831
GUGGENHEIM SHORT DURATION HIGH YIELD TRUST SERIES22	35-2463538	40166J708	40166J716				GSHY 022	12/15/2018	0.46000	0.16183
GUGGENHEIM BUILD AMERICA BONDS TRUST SERIES 5	27-3586380	40167C488	40167C496				GBAB 005	1/15/2018	3.53000	0.19168
GUGGENHEIM BUILD AMERICA BONDS TRUST SERIES 5	27-3586380	40167C488	40167C496				GBAB 005	2/15/2018	3.53000	0.19168
GUGGENHEIM BUILD AMERICA BONDS TRUST SERIES 5	27-3586380	40167C488	40167C496				GBAB 005	3/15/2018	3.55000	0.19277
GUGGENHEIM BUILD AMERICA BONDS TRUST SERIES 5	27-3586380	40167C488	40167C496				GBAB 005	4/15/2018	3.54000	0.19222
GUGGENHEIM BUILD AMERICA BONDS TRUST SERIES 5	27-3586380	40167C488	40167C496				GBAB 005	5/15/2018	3.57000	0.19385
GUGGENHEIM BUILD AMERICA BONDS TRUST SERIES 5	27-3586380	40167C488	40167C496				GBAB 005	6/15/2018	3.53000	0.19168
GUGGENHEIM BUILD AMERICA BONDS TRUST SERIES 5	27-3586380	40167C488	40167C496				GBAB 005	7/15/2018	3.56000	0.19331
GUGGENHEIM BUILD AMERICA BONDS TRUST SERIES 5	27-3586380	40167C488	40167C496				GBAB 005	8/15/2018	3.54000	0.19222
GUGGENHEIM BUILD AMERICA BONDS TRUST SERIES 5	27-3586380	40167C488	40167C496				GBAB 005	9/15/2018	3.52000	0.19114
GUGGENHEIM BUILD AMERICA BONDS TRUST SERIES 5	27-3586380	40167C488	40167C496				GBAB 005	10/15/2018	3.53000	0.19168
GUGGENHEIM BUILD AMERICA BONDS TRUST SERIES 5	27-3586380	40167C488	40167C496				GBAB 005	11/15/2018	3.54000	0.19222
GUGGENHEIM BUILD AMERICA BONDS TRUST SERIES 5	27-3586380	40167C488	40167C496				GBAB 005	12/15/2018	3.52000	0.19114
GUGGENHEIM INTERMEDIATE INVEST GRADE CORP TR SR26	27-3696605	40167C504	40167C512				GIIC026	1/15/2018	3.33000	0.42990
GUGGENHEIM INTERMEDIATE INVEST GRADE CORP TR SR26	27-3696605	40167C504	40167C512				GIIC026	2/15/2018	3.33000	0.42990
GUGGENHEIM INTERMEDIATE INVEST GRADE CORP TR SR26	27-3696605	40167C504	40167C512				GIIC026	3/15/2018	3.31000	0.42732
GUGGENHEIM INTERMEDIATE INVEST GRADE CORP TR SR26	27-3696605	40167C504	40167C512				GIIC026	4/15/2018	3.30000	0.42603
GUGGENHEIM INTERMEDIATE INVEST GRADE CORP TR SR26	27-3696605	40167C504	40167C512				GIIC026	5/15/2018	3.35000	0.43249
GUGGENHEIM INTERMEDIATE INVEST GRADE CORP TR SR26	27-3696605	40167C504	40167C512				GIIC026	6/15/2018	3.33000	0.42990
GUGGENHEIM INTERMEDIATE INVEST GRADE CORP TR SR26	27-3696605	40167C504	40167C512				GIIC026	7/15/2018	3.30000	0.42603
GUGGENHEIM INTERMEDIATE INVEST GRADE CORP TR SR26	27-3696605	40167C504	40167C512				GIIC026	8/15/2018	3.15000	0.40667
GUGGENHEIM INTERMEDIATE INVEST GRADE CORP TR SR26	27-3696605	40167C504	40167C512				GIIC026	9/15/2018	2.98000	0.38472
GUGGENHEIM INTERMEDIATE INVEST GRADE CORP TR SR26	27-3696605	40167C504	40167C512				GIIC026	9/15/2018	73.36000	70.83642
GUGGENHEIM INTERMEDIATE INVEST GRADE CORP TR SR26	27-3696605	40167C504	40167C512				GIIC026	10/15/2018	2.76000	0.35632
GUGGENHEIM INTERMEDIATE INVEST GRADE CORP TR SR26	27-3696605	40167C504	40167C512				GIIC026	11/15/2018	2.51000	0.32404
GUGGENHEIM INTERMEDIATE INVEST GRADE CORP TR SR26	27-3696605	40167C504	40167C512				GIIC026	11/15/2018	83.99000	81.10074
GUGGENHEIM INTERMEDIATE INVEST GRADE CORP TR SR26	27-3696605	40167C504	40167C512				GIIC026	12/15/2018	2.37000	0.30597
GUGGENHEIM LONG-TERM NATIONAL MUNICIPALTRUST SERIES 2	27-3419011	40167C520	40167C538				GLTM2	1/15/2018	15.03000	9.44786
GUGGENHEIM LONG-TERM NATIONAL MUNICIPALTRUST SERIES 2	27-3419011	40167C520	40167C538				GLTM2	3/15/2018	26.43000	16.61390

Issuer's Name	EIN	CUSIP 1	CUSIP 2	CUSIP 3	CUSIP 4	CUSIP 5	Ticker Symbol	Date of Corporate Action	Distribution Per Unit	Per Unit Reduction of Taxpayer's Basis
GUGGENHEIM LONG-TERM NATIONAL MUNICIPALTRUST SERIES 2	27-3419011	40167C520	40167C538				GLTM2	6/15/2018	21.14000	13.28860
GUGGENHEIM LONG-TERM NATIONAL MUNICIPALTRUST SERIES 2	27-3419011	40167C520	40167C538				GLTM2	8/15/2018	10.57000	6.64430
GUGGENHEIM LONG-TERM NATIONAL MUNICIPALTRUST SERIES 2	27-3419011	40167C520	40167C538				GLTM2	9/15/2018	10.57000	6.64430
GUGGENHEIM LONG-TERM NATIONAL MUNICIPALTRUST SERIES 2	27-3419011	40167C520	40167C538				GLTM2	10/15/2018	8.33000	5.23624
GUGGENHEIM INTERMEDIATE INVEST GRADE CORP TR SER28	27-4425800	40167D387	40167D395				GIIC028	1/15/2018	3.17000	0.05896
GUGGENHEIM INTERMEDIATE INVEST GRADE CORP TR SER28	27-4425800	40167D387	40167D395				GIIC028	2/15/2018	3.19000	0.05933
GUGGENHEIM INTERMEDIATE INVEST GRADE CORP TR SER28	27-4425800	40167D387	40167D395				GIIC028	3/15/2018	3.17000	0.05896
GUGGENHEIM INTERMEDIATE INVEST GRADE CORP TR SER28	27-4425800	40167D387	40167D395				GIIC028	4/15/2018	3.17000	0.05896
GUGGENHEIM INTERMEDIATE INVEST GRADE CORP TR SER28	27-4425800	40167D387	40167D395				GIIC028	5/15/2018	3.17000	0.05896
GUGGENHEIM INTERMEDIATE INVEST GRADE CORP TR SER28	27-4425800	40167D387	40167D395				GIIC028	6/15/2018	3.21000	0.05971
GUGGENHEIM INTERMEDIATE INVEST GRADE CORP TR SER28	27-4425800	40167D387	40167D395				GIIC028	7/15/2018	3.14000	0.05840
GUGGENHEIM INTERMEDIATE INVEST GRADE CORP TR SER28	27-4425800	40167D387	40167D395				GIIC028	8/15/2018	3.13000	0.05822
GUGGENHEIM INTERMEDIATE INVEST GRADE CORP TR SER28	27-4425800	40167D387	40167D395				GIIC028	9/15/2018	3.13000	0.05822
GUGGENHEIM INTERMEDIATE INVEST GRADE CORP TR SER28	27-4425800	40167D387	40167D395				GIIC028	10/15/2018	3.13000	0.05822
GUGGENHEIM INTERMEDIATE INVEST GRADE CORP TR SER28	27-4425800	40167D387	40167D395				GIIC028	11/15/2018	3.14000	0.05840
GUGGENHEIM INTERMEDIATE INVEST GRADE CORP TR SER28	27-4425800	40167D387	40167D395				GIIC028	12/15/2018	3.13000	0.05822
GUGGENHEIM INTERMEDIATE INVEST GRADE CORP TRUST SERIES 29	45-0831835	40167E740	40167E757				GIIC029	1/15/2018	3.36000	0.54802
GUGGENHEIM INTERMEDIATE INVEST GRADE CORP TRUST SERIES 29	45-0831835	40167E740	40167E757				GIIC029	1/15/2018	39.60000	39.60000
GUGGENHEIM INTERMEDIATE INVEST GRADE CORP TRUST SERIES 29	45-0831835	40167E740	40167E757				GIIC029	2/15/2018	3.29000	0.53660
GUGGENHEIM INTERMEDIATE INVEST GRADE CORP TRUST SERIES 29	45-0831835	40167E740	40167E757				GIIC029	3/15/2018	3.30000	0.53823
GUGGENHEIM INTERMEDIATE INVEST GRADE CORP TRUST SERIES 29	45-0831835	40167E740	40167E757				GIIC029	4/15/2018	3.30000	0.53823
GUGGENHEIM INTERMEDIATE INVEST GRADE CORP TRUST SERIES 29	45-0831835	40167E740	40167E757				GIIC029	5/15/2018	3.35000	0.54639
GUGGENHEIM INTERMEDIATE INVEST GRADE CORP TRUST SERIES 29	45-0831835	40167E740	40167E757				GIIC029	6/15/2018	3.28000	0.53497
GUGGENHEIM INTERMEDIATE INVEST GRADE CORP TRUST SERIES 29	45-0831835	40167E740	40167E757				GIIC029	7/15/2018	3.18000	0.51866
GUGGENHEIM INTERMEDIATE INVEST GRADE CORP TRUST SERIES 29	45-0831835	40167E740	40167E757				GIIC029	7/15/2018	10.14000	10.14000
GUGGENHEIM INTERMEDIATE INVEST GRADE CORP TRUST SERIES 29	45-0831835	40167E740	40167E757				GIIC029	8/15/2018	3.17000	0.51703
GUGGENHEIM INTERMEDIATE INVEST GRADE CORP TRUST SERIES 29	45-0831835	40167E740	40167E757				GIIC029	9/15/2018	3.12000	0.50887
GUGGENHEIM INTERMEDIATE INVEST GRADE CORP TRUST SERIES 29	45-0831835	40167E740	40167E757				GIIC029	9/15/2018	17.16000	17.16000
GUGGENHEIM INTERMEDIATE INVEST GRADE CORP TRUST SERIES 29	45-0831835	40167E740	40167E757				GIIC029	10/15/2018	3.09000	0.50398
GUGGENHEIM INTERMEDIATE INVEST GRADE CORP TRUST SERIES 29	45-0831835	40167E740	40167E757				GIIC029	11/15/2018	2.99000	0.48767
GUGGENHEIM INTERMEDIATE INVEST GRADE CORP TRUST SERIES 29	45-0831835	40167E740	40167E757				GIIC029	11/15/2018	24.24000	24.24000
GUGGENHEIM INTERMEDIATE INVEST GRADE CORP TRUST SERIES 29	45-0831835	40167E740	40167E757				GIIC029	12/15/2018	2.94000	0.47951
GUGGENHEIM LONG-TERM NATIONAL MUNICIPAL TRUST SERIES 3	45-2470214	40167H784	40167H792				GLTM 003	1/15/2018	54.69000	53.01649
GUGGENHEIM LONG-TERM NATIONAL MUNICIPAL TRUST SERIES 3	45-2470214	40167H784	40167H792				GLTM 003	3/15/2018	33.03000	32.01928
GUGGENHEIM LONG-TERM NATIONAL MUNICIPAL TRUST SERIES 3	45-2470214	40167H784	40167H792				GLTM 003	4/15/2018	33.68000	32.64939
GUGGENHEIM LONG-TERM NATIONAL MUNICIPAL TRUST SERIES 3	45-2470214	40167H784	40167H792				GLTM 003	9/15/2018	30.70000	29.76058
GUGGENHEIM LONG-TERM NATIONAL MUNICIPAL TRUST SERIES 3	45-2470214	40167H784	40167H792				GLTM 003	10/15/2018	17.01000	16.48949
GNMA PORTFOLIO SERIES 18	45-2710975	40167J467	40167J475				DGNMA18	1/1/2018	0.01810	0.00083
GNMA PORTFOLIO SERIES 18	45-2710975	40167J467	40167J475				DGNMA18	1/1/2018	0.04402	0.04402
GNMA PORTFOLIO SERIES 18	45-2710975	40167J467	40167J475				DGNMA18	2/1/2018	0.01832	0.00084
GNMA PORTFOLIO SERIES 18	45-2710975	40167J467	40167J475				DGNMA18	2/1/2018	0.05074	0.05074
GNMA PORTFOLIO SERIES 18	45-2710975	40167J467	40167J475				DGNMA18	3/1/2018	0.01823	0.00083
GNMA PORTFOLIO SERIES 18	45-2710975	40167J467	40167J475				DGNMA18	3/1/2018	0.04090	0.04090
GNMA PORTFOLIO SERIES 18	45-2710975	40167J467	40167J475				DGNMA18	4/1/2018	0.01799	0.00082
GNMA PORTFOLIO SERIES 18	45-2710975	40167J467	40167J475				DGNMA18	4/1/2018	0.06819	0.06819
GNMA PORTFOLIO SERIES 18	45-2710975	40167J467	40167J475				DGNMA18	5/1/2018	0.01774	0.00081
GNMA PORTFOLIO SERIES 18	45-2710975	40167J467	40167J475				DGNMA18	5/1/2018	0.09097	0.09097
GNMA PORTFOLIO SERIES 18	45-2710975	40167J467	40167J475				DGNMA18	6/1/2018	0.01734	0.00079
GNMA PORTFOLIO SERIES 18	45-2710975	40167J467	40167J475				DGNMA18	6/1/2018	0.08173	0.08173
GNMA PORTFOLIO SERIES 18	45-2710975	40167J467	40167J475				DGNMA18	7/1/2018	0.01716	0.00078
GNMA PORTFOLIO SERIES 18	45-2710975	40167J467	40167J475				DGNMA18	7/1/2018	0.06038	0.06038
GNMA PORTFOLIO SERIES 18	45-2710975	40167J467	40167J475				DGNMA18	8/1/2018	0.01690	0.00077
GNMA PORTFOLIO SERIES 18	45-2710975	40167J467	40167J475				DGNMA18	8/1/2018	0.07282	0.07282
GNMA PORTFOLIO SERIES 18	45-2710975	40167J467	40167J475				DGNMA18	9/1/2018	0.01656	0.00076
GNMA PORTFOLIO SERIES 18	45-2710975	40167J467	40167J475				DGNMA18	9/1/2018	0.11117	0.11117
GNMA PORTFOLIO SERIES 18	45-2710975	40167J467	40167J475				DGNMA18	10/1/2018	0.01626	0.00074
GNMA PORTFOLIO SERIES 18	45-2710975	40167J467	40167J475				DGNMA18	10/1/2018	0.09134	0.09134
GNMA PORTFOLIO SERIES 18	45-2710975	40167J467	40167J475				DGNMA18	11/1/2018	0.01608	0.00073
GNMA PORTFOLIO SERIES 18	45-2710975	40167J467	40167J475				DGNMA18	11/1/2018	0.05138	0.05138
GNMA PORTFOLIO SERIES 18	45-2710975	40167J467	40167J475				DGNMA18	12/1/2018	0.01584	0.00072
GNMA PORTFOLIO SERIES 18	45-2710975	40167J467	40167J475				DGNMA18	12/1/2018	0.06719	0.06719
GUGGENHEIM INTERMEDIATE INVEST GRADE CORP TR SR 27	27-3943566	40167R261	40167R279				GIIC027	1/15/2018	2.93000	0.10138

Issuer's Name	EIN	CUSIP 1	CUSIP 2	CUSIP 3	CUSIP 4	CUSIP 5	Ticker Symbol	Date of Corporate Action	Distribution Per Unit	Per Unit Reduction of Taxpayer's Basis
GUGGENHEIM INTERMEDIATE INVEST GRADE CORP TR SR 27	27-3943566	40167R261	40167R279				GIIC027	2/15/2018	2.89000	0.09999
GUGGENHEIM INTERMEDIATE INVEST GRADE CORP TR SR 27	27-3943566	40167R261	40167R279				GIIC027	3/15/2018	2.91000	0.10069
GUGGENHEIM INTERMEDIATE INVEST GRADE CORP TR SR 27	27-3943566	40167R261	40167R279				GIIC027	4/15/2018	2.91000	0.10069
GUGGENHEIM INTERMEDIATE INVEST GRADE CORP TR SR 27	27-3943566	40167R261	40167R279				GIIC027	5/15/2018	2.91000	0.10069
GUGGENHEIM INTERMEDIATE INVEST GRADE CORP TR SR 27	27-3943566	40167R261	40167R279				GIIC027	6/15/2018	2.92000	0.10103
GUGGENHEIM INTERMEDIATE INVEST GRADE CORP TR SR 27	27-3943566	40167R261	40167R279				GIIC027	7/15/2018	2.89000	0.09999
GUGGENHEIM INTERMEDIATE INVEST GRADE CORP TR SR 27	27-3943566	40167R261	40167R279				GIIC027	8/15/2018	2.89000	0.09999
GUGGENHEIM INTERMEDIATE INVEST GRADE CORP TR SR 27	27-3943566	40167R261	40167R279				GIIC027	9/15/2018	2.70000	0.09342
GUGGENHEIM INTERMEDIATE INVEST GRADE CORP TR SR 27	27-3943566	40167R261	40167R279				GIIC027	9/15/2018	81.09000	76.95441
GUGGENHEIM INTERMEDIATE INVEST GRADE CORP TR SR 27	27-3943566	40167R261	40167R279				GIIC027	10/15/2018	2.43000	0.08408
GUGGENHEIM INTERMEDIATE INVEST GRADE CORP TR SR 27	27-3943566	40167R261	40167R279				GIIC027	11/15/2018	2.42000	0.08373
GUGGENHEIM INTERMEDIATE INVEST GRADE CORP TR SR 27	27-3943566	40167R261	40167R279				GIIC027	11/15/2018	4.13000	3.91937
GUGGENHEIM INTERMEDIATE INVEST GRADE CORP TR SR 27	27-3943566	40167R261	40167R279				GIIC027	12/15/2018	2.42000	0.08373
GUGGENHEIM BUILD AMERICA BONDS TRUST SERIES 7	27-4510961	40167R782	40167R790				GBAB007	1/15/2018	3.59000	0.02800
GUGGENHEIM BUILD AMERICA BONDS TRUST SERIES 7	27-4510961	40167R782	40167R790				GBAB007	2/15/2018	3.60000	0.02808
GUGGENHEIM BUILD AMERICA BONDS TRUST SERIES 7	27-4510961	40167R782	40167R790				GBAB007	3/15/2018	3.59000	0.02800
GUGGENHEIM BUILD AMERICA BONDS TRUST SERIES 7	27-4510961	40167R782	40167R790				GBAB007	4/15/2018	3.60000	0.02808
GUGGENHEIM BUILD AMERICA BONDS TRUST SERIES 7	27-4510961	40167R782	40167R790				GBAB007	5/15/2018	3.59000	0.02800
GUGGENHEIM BUILD AMERICA BONDS TRUST SERIES 7	27-4510961	40167R782	40167R790				GBAB007	6/15/2018	3.64000	0.02839
GUGGENHEIM BUILD AMERICA BONDS TRUST SERIES 7	27-4510961	40167R782	40167R790				GBAB007	7/15/2018	3.59000	0.02800
GUGGENHEIM BUILD AMERICA BONDS TRUST SERIES 7	27-4510961	40167R782	40167R790				GBAB007	8/15/2018	3.57000	0.02785
GUGGENHEIM BUILD AMERICA BONDS TRUST SERIES 7	27-4510961	40167R782	40167R790				GBAB007	9/15/2018	3.57000	0.02785
GUGGENHEIM BUILD AMERICA BONDS TRUST SERIES 7	27-4510961	40167R782	40167R790				GBAB007	10/15/2018	3.58000	0.02792
GUGGENHEIM BUILD AMERICA BONDS TRUST SERIES 7	27-4510961	40167R782	40167R790				GBAB007	11/15/2018	3.57000	0.02785
GUGGENHEIM BUILD AMERICA BONDS TRUST SERIES 7	27-4510961	40167R782	40167R790				GBAB007	12/15/2018	3.56000	0.02777
GUGGENHEIM SHORT DURATION HIGH YIELD TRUST SERIES16	35-2447387	40167U629	40167U637				GSHY016	1/15/2018	0.16000	0.06861
GUGGENHEIM SHORT DURATION HIGH YIELD TRUST SERIES16	35-2447387	40167U629	40167U637				GSHY016	2/15/2018	0.15000	0.06432
GUGGENHEIM SHORT DURATION HIGH YIELD TRUST SERIES16	35-2447387	40167U629	40167U637				GSHY016	3/15/2018	0.16000	0.06861
GUGGENHEIM SHORT DURATION HIGH YIELD TRUST SERIES16	35-2447387	40167U629	40167U637				GSHY016	4/15/2018	0.15000	0.06432
GUGGENHEIM SHORT DURATION HIGH YIELD TRUST SERIES16	35-2447387	40167U629	40167U637				GSHY016	5/15/2018	0.16000	0.06861
GUGGENHEIM SHORT DURATION HIGH YIELD TRUST SERIES16	35-2447387	40167U629	40167U637				GSHY016	6/15/2018	0.15000	0.06432
GUGGENHEIM SHORT DURATION HIGH YIELD TRUST SERIES16	35-2447387	40167U629	40167U637				GSHY016	7/15/2018	0.15000	0.06432
GUGGENHEIM SHORT DURATION HIGH YIELD TRUST SERIES16	35-2447387	40167U629	40167U637				GSHY016	8/15/2018	0.16000	0.06861
GUGGENHEIM SHORT DURATION HIGH YIELD TRUST SERIES16	35-2447387	40167U629	40167U637				GSHY016	9/15/2018	0.15000	0.06432
GUGGENHEIM SHORT DURATION HIGH YIELD TRUST SERIES16	35-2447387	40167U629	40167U637				GSHY016	10/15/2018	0.15000	0.06432
GUGGENHEIM SHORT DURATION HIGH YIELD TRUST SERIES16	35-2447387	40167U629	40167U637				GSHY016	11/15/2018	0.15000	0.06432
GUGGENHEIM SHORT DURATION HIGH YIELD TRUST SERIES16	35-2447387	40167U629	40167U637				GSHY016	12/15/2018	0.15000	0.06432
GUGGENHEIM SHORT DURATION HIGH YIELD TRUST SERIES21	35-2459421	40167V783	40167V791				GSHY021	1/15/2018	0.58000	0.17963
GUGGENHEIM SHORT DURATION HIGH YIELD TRUST SERIES21	35-2459421	40167V783	40167V791				GSHY021	2/15/2018	0.57000	0.17653
GUGGENHEIM SHORT DURATION HIGH YIELD TRUST SERIES21	35-2459421	40167V783	40167V791				GSHY021	3/15/2018	0.58000	0.17963
GUGGENHEIM SHORT DURATION HIGH YIELD TRUST SERIES21	35-2459421	40167V783	40167V791				GSHY021	4/15/2018	0.57000	0.17653
GUGGENHEIM SHORT DURATION HIGH YIELD TRUST SERIES21	35-2459421	40167V783	40167V791				GSHY021	5/15/2018	0.57000	0.17653
GUGGENHEIM SHORT DURATION HIGH YIELD TRUST SERIES21	35-2459421	40167V783	40167V791				GSHY021	6/15/2018	0.57000	0.17653
GUGGENHEIM SHORT DURATION HIGH YIELD TRUST SERIES21	35-2459421	40167V783	40167V791				GSHY021	7/15/2018	0.58000	0.17963
GUGGENHEIM SHORT DURATION HIGH YIELD TRUST SERIES21	35-2459421	40167V783	40167V791				GSHY021	8/15/2018	0.59000	0.18272
GUGGENHEIM SHORT DURATION HIGH YIELD TRUST SERIES21	35-2459421	40167V783	40167V791				GSHY021	9/15/2018	0.57000	0.17653
GUGGENHEIM SHORT DURATION HIGH YIELD TRUST SERIES21	35-2459421	40167V783	40167V791				GSHY021	10/15/2018	0.58000	0.17963
GUGGENHEIM SHORT DURATION HIGH YIELD TRUST SERIES21	35-2459421	40167V783	40167V791				GSHY021	11/15/2018	0.57000	0.17653
GUGGENHEIM SHORT DURATION HIGH YIELD TRUST SERIES21	35-2459421	40167V783	40167V791				GSHY021	12/15/2018	0.58000	0.17963
GUGGENHEIM SELECT QUALITY MUNICIPAL PORTFOLIO SERIES 1	35-2494811	40167W229	40167W237				GSQM 001	2/15/2018	2.61000	0.78613
GUGGENHEIM SELECT QUALITY MUNICIPAL PORTFOLIO SERIES 1	35-2494811	40167W229	40167W237				GSQM 001	3/15/2018	15.90000	4.78908
GUGGENHEIM SHORT DURATION HIGH YIELD TRUST SERIES34	35-2497370	40167X227	40167X235				GSHY 034	4/15/2018	31.74000	31.37182
GUGGENHEIM SHORT DURATION HIGH YIELD TRUST SERIES34	35-2497370	40167X227	40167X235				GSHY 034	5/15/2018	99.32000	98.16789
GUGGENHEIM SHORT DURATION HIGH YIELD TRUST SERIES34	35-2497370	40167X227	40167X235				GSHY 034	6/15/2018	55.77000	55.12307
GUGGENHEIM SHORT DURATION HIGH YIELD TRUST SERIES34	35-2497370	40167X227	40167X235				GSHY 034	9/15/2018	69.38000	68.57519
GUGGENHEIM SHORT DURATION HIGH YIELD TRUST SERIES26	35-2479714	40168B224	40168B232				GSHY 026	1/15/2018	0.58000	0.07940
GUGGENHEIM SHORT DURATION HIGH YIELD TRUST SERIES26	35-2479714	40168B224	40168B232				GSHY 026	2/15/2018	0.58000	0.07940
GUGGENHEIM SHORT DURATION HIGH YIELD TRUST SERIES26	35-2479714	40168B224	40168B232				GSHY 026	3/15/2018	0.58000	0.07940
GUGGENHEIM SHORT DURATION HIGH YIELD TRUST SERIES26	35-2479714	40168B224	40168B232				GSHY 026	4/15/2018	0.58000	0.07940
GUGGENHEIM SHORT DURATION HIGH YIELD TRUST SERIES26	35-2479714	40168B224	40168B232				GSHY 026	5/15/2018	0.58000	0.07940
GUGGENHEIM SHORT DURATION HIGH YIELD TRUST SERIES26	35-2479714	40168B224	40168B232				GSHY 026	6/15/2018	0.58000	0.07940

Issuer's Name	EIN	CUSIP 1	CUSIP 2	CUSIP 3	CUSIP 4	CUSIP 5	Ticker Symbol	Date of Corporate Action	Distribution Per Unit	Per Unit Reduction of Taxpayer's Basis
GUGGENHEIM SHORT DURATION HIGH YIELD TRUST SERIES30	35-2487135	40168K463	40168K471				GSY 030	8/15/2018	2.01000	0.21386
GUGGENHEIM SHORT DURATION HIGH YIELD TRUST SERIES30	35-2487135	40168K463	40168K471				GSY 030	8/15/2018	39.70000	39.70000
GUGGENHEIM SHORT DURATION HIGH YIELD TRUST SERIES30	35-2487135	40168K463	40168K471				GSY 030	9/15/2018	1.89000	0.20110
GUGGENHEIM SHORT DURATION HIGH YIELD TRUST SERIES30	35-2487135	40168K463	40168K471				GSY 030	10/15/2018	1.90000	0.20216
GUGGENHEIM SHORT DURATION HIGH YIELD TRUST SERIES30	35-2487135	40168K463	40168K471				GSY 030	11/15/2018	1.90000	0.20216
GUGGENHEIM SHORT DURATION HIGH YIELD TRUST SERIES30	35-2487135	40168K463	40168K471				GSY 030	12/15/2018	1.92000	0.20429
GUGGENHEIM SHORT DURATION HIGH YIELD TRUST SERIES35	35-2505220	40168L149	40168L156				GSY 035	5/15/2018	136.82000	135.82121
GUGGENHEIM SHORT DURATION HIGH YIELD TRUST SERIES35	35-2505220	40168L149	40168L156				GSY 035	6/15/2018	76.08000	75.52462
GUGGENHEIM SHORT DURATION HIGH YIELD TRUST SERIES35	35-2505220	40168L149	40168L156				GSY 035	8/15/2018	22.42000	22.25633
GUGGENHEIM SHORT DURATION HIGH YIELD TRUST SERIES36	35-2508154	40168L685	40168L693				GSY 036	1/15/2018	28.73000	28.64094
GUGGENHEIM SHORT DURATION HIGH YIELD TRUST SERIES36	35-2508154	40168L685	40168L693				GSY 036	5/15/2018	67.94000	67.72939
GUGGENHEIM SHORT DURATION HIGH YIELD TRUST SERIES36	35-2508154	40168L685	40168L693				GSY 036	6/15/2018	32.60000	32.49894
GUGGENHEIM SHORT DURATION HIGH YIELD TRUST SERIES36	35-2508154	40168L685	40168L693				GSY 036	8/15/2018	38.77000	38.64981
GUGGENHEIM SHORT DURATION HIGH YIELD TRUST SERIES36	35-2508154	40168L685	40168L693				GSY 036	11/15/2018	27.86000	27.77363
GUGGENHEIM SHORT DURATION HIGH YIELD TRUST SERIES31	35-2490103	40168R302	40168R310				GSY 031	4/15/2018	52.58000	52.31184
GUGGENHEIM SHORT DURATION HIGH YIELD TRUST SERIES31	35-2490103	40168R302	40168R310				GSY 031	8/15/2018	62.38000	62.06186
GUGGENHEIM SHORT DURATION HIGH YIELD TRUST SERIES31	35-2490103	40168R302	40168R310				GSY 031	11/15/2018	58.64000	58.34094
GUGGENHEIM SHORT DURATION HIGH YIELD TRUST SERIES32	35-2490206	40168R443	40168R450				GSY 032	1/15/2018	1.37000	0.00685
GUGGENHEIM SHORT DURATION HIGH YIELD TRUST SERIES32	35-2490206	40168R443	40168R450				GSY 032	2/15/2018	1.37000	0.00685
GUGGENHEIM SHORT DURATION HIGH YIELD TRUST SERIES32	35-2490206	40168R443	40168R450				GSY 032	3/15/2018	1.37000	0.00685
GUGGENHEIM SHORT DURATION HIGH YIELD TRUST SERIES32	35-2490206	40168R443	40168R450				GSY 032	4/15/2018	1.38000	0.00690
GUGGENHEIM SHORT DURATION HIGH YIELD TRUST SERIES32	35-2490206	40168R443	40168R450				GSY 032	5/15/2018	1.24000	0.00620
GUGGENHEIM SHORT DURATION HIGH YIELD TRUST SERIES32	35-2490206	40168R443	40168R450				GSY 032	5/15/2018	33.41000	33.41000
GUGGENHEIM SHORT DURATION HIGH YIELD TRUST SERIES32	35-2490206	40168R443	40168R450				GSY 032	6/15/2018	1.20000	0.00600
GUGGENHEIM SHORT DURATION HIGH YIELD TRUST SERIES32	35-2490206	40168R443	40168R450				GSY 032	7/15/2018	1.20000	0.00600
GUGGENHEIM SHORT DURATION HIGH YIELD TRUST SERIES32	35-2490206	40168R443	40168R450				GSY 032	8/15/2018	1.08000	0.00540
GUGGENHEIM SHORT DURATION HIGH YIELD TRUST SERIES32	35-2490206	40168R443	40168R450				GSY 032	8/15/2018	44.65000	44.65000
GUGGENHEIM SHORT DURATION HIGH YIELD TRUST SERIES32	35-2490206	40168R443	40168R450				GSY 032	9/15/2018	0.97000	0.00485
GUGGENHEIM SHORT DURATION HIGH YIELD TRUST SERIES32	35-2490206	40168R443	40168R450				GSY 032	10/15/2018	0.98000	0.00490
GUGGENHEIM SHORT DURATION HIGH YIELD TRUST SERIES32	35-2490206	40168R443	40168R450				GSY 032	11/15/2018	0.71000	0.00355
GUGGENHEIM SHORT DURATION HIGH YIELD TRUST SERIES32	35-2490206	40168R443	40168R450				GSY 032	11/15/2018	46.85000	46.85000
GUGGENHEIM SHORT DURATION HIGH YIELD TRUST SERIES32	35-2490206	40168R443	40168R450				GSY 032	12/15/2018	0.70000	0.00350
GUGGENHEIM SHORT DURATION HIGH YIELD TRUST SERIES33	35-2494777	40168U784	40168U792				GSY 033	5/15/2018	87.46000	86.20058
GUGGENHEIM SHORT DURATION HIGH YIELD TRUST SERIES33	35-2494777	40168U784	40168U792				GSY 033	6/15/2018	65.40000	64.45824
GUGGENHEIM SHORT DURATION HIGH YIELD TRUST SERIES33	35-2494777	40168U784	40168U792				GSY 033	9/15/2018	40.70000	40.11392
GUGGENHEIM SHORT DURATION HIGH YIELD TRUST SERIES33	35-2494777	40168U784	40168U792				GSY 033	11/15/2018	63.86000	62.94042
GUGGENHEIM SHORT DURATION HIGH YIELD TRUST SERIES37	35-2512806	40169A803	40169A811				GSY 037	1/15/2018	2.74000	0.01480
GUGGENHEIM SHORT DURATION HIGH YIELD TRUST SERIES37	35-2512806	40169A803	40169A811				GSY 037	1/15/2018	52.88000	52.88000
GUGGENHEIM SHORT DURATION HIGH YIELD TRUST SERIES37	35-2512806	40169A803	40169A811				GSY 037	2/15/2018	2.53000	0.01366
GUGGENHEIM SHORT DURATION HIGH YIELD TRUST SERIES37	35-2512806	40169A803	40169A811				GSY 037	3/15/2018	2.53000	0.01366
GUGGENHEIM SHORT DURATION HIGH YIELD TRUST SERIES37	35-2512806	40169A803	40169A811				GSY 037	4/15/2018	2.56000	0.01382
GUGGENHEIM SHORT DURATION HIGH YIELD TRUST SERIES37	35-2512806	40169A803	40169A811				GSY 037	5/15/2018	2.46000	0.01328
GUGGENHEIM SHORT DURATION HIGH YIELD TRUST SERIES37	35-2512806	40169A803	40169A811				GSY 037	5/15/2018	19.15000	19.15000
GUGGENHEIM SHORT DURATION HIGH YIELD TRUST SERIES37	35-2512806	40169A803	40169A811				GSY 037	6/15/2018	2.43000	0.01312
GUGGENHEIM SHORT DURATION HIGH YIELD TRUST SERIES37	35-2512806	40169A803	40169A811				GSY 037	7/15/2018	2.44000	0.01318
GUGGENHEIM SHORT DURATION HIGH YIELD TRUST SERIES37	35-2512806	40169A803	40169A811				GSY 037	8/15/2018	2.16000	0.01166
GUGGENHEIM SHORT DURATION HIGH YIELD TRUST SERIES37	35-2512806	40169A803	40169A811				GSY 037	8/15/2018	112.60000	112.60000
GUGGENHEIM SHORT DURATION HIGH YIELD TRUST SERIES37	35-2512806	40169A803	40169A811				GSY 037	9/15/2018	1.91000	0.01031
GUGGENHEIM SHORT DURATION HIGH YIELD TRUST SERIES37	35-2512806	40169A803	40169A811				GSY 037	10/15/2018	1.91000	0.01031
GUGGENHEIM SHORT DURATION HIGH YIELD TRUST SERIES37	35-2512806	40169A803	40169A811				GSY 037	11/15/2018	1.81000	0.00977
GUGGENHEIM SHORT DURATION HIGH YIELD TRUST SERIES37	35-2512806	40169A803	40169A811				GSY 037	11/15/2018	34.33000	34.33000
GUGGENHEIM SHORT DURATION HIGH YIELD TRUST SERIES37	35-2512806	40169A803	40169A811				GSY 037	12/15/2018	1.77000	0.00956
GUGGENHEIM SHORT DURATION HIGH YIELD TRUST SERIES38	35-2517699	40169A829	40169A837				GSY 038	1/15/2018	53.07000	51.76979
GUGGENHEIM SHORT DURATION HIGH YIELD TRUST SERIES38	35-2517699	40169A829	40169A837				GSY 038	6/15/2018	3.53000	3.44352
GUGGENHEIM SHORT DURATION HIGH YIELD TRUST SERIES38	35-2517699	40169A829	40169A837				GSY 038	8/15/2018	18.62000	18.16381
GUGGENHEIM SHORT DURATION HIGH YIELD TRUST SERIES38	35-2517699	40169A829	40169A837				GSY 038	9/15/2018	57.29000	55.88640
GUGGENHEIM SHORT DURATION HIGH YIELD TRUST SERIES38	35-2517699	40169A829	40169A837				GSY 038	12/15/2018	49.44000	48.22872
GUGGENHEIM SHORT DURATION HIGH YIELD TRUST SERIES39	35-2524949	40169G180	40169G198				GSY 039	1/15/2018	40.88000	39.94385
GUGGENHEIM SHORT DURATION HIGH YIELD TRUST SERIES39	35-2524949	40169G180	40169G198				GSY 039	2/15/2018	46.37000	45.30813

Issuer's Name	EIN	CUSIP 1	CUSIP 2	CUSIP 3	CUSIP 4	CUSIP 5	Ticker Symbol	Date of Corporate Action	Distribution Per Unit	Per Unit Reduction of Taxpayer's Basis
GUGGENHEIM SHORT DURATION HIGH YIELD TRUST SERIES39	35-2524949	40169G180	40169G198				GSHY 039	6/15/2018	105.51000	103.09382
GUGGENHEIM SHORT DURATION HIGH YIELD TRUST SERIES39	35-2524949	40169G180	40169G198				GSHY 039	8/15/2018	33.84000	33.06506
GUGGENHEIM SHORT DURATION HIGH YIELD TRUST SERIES39	35-2524949	40169G180	40169G198				GSHY 039	11/15/2018	27.22000	26.59666
GUGGENHEIM SHORT DURATION HIGH YIELD TRUST SERIES40	35-2527613	40169L502	40169L510				GSHY 040	2/15/2018	5.37000	5.28193
GUGGENHEIM SHORT DURATION HIGH YIELD TRUST SERIES40	35-2527613	40169L502	40169L510				GSHY 040	6/15/2018	63.85000	62.80286
GUGGENHEIM SHORT DURATION HIGH YIELD TRUST SERIES40	35-2527613	40169L502	40169L510				GSHY 040	8/15/2018	30.74000	30.23586
GUGGENHEIM SHORT DURATION HIGH YIELD TRUST SERIES40	35-2527613	40169L502	40169L510				GSHY 040	9/15/2018	73.50000	72.29460
GUGGENHEIM SHORT DURATION HIGH YIELD TRUST SERIES40	35-2527613	40169L502	40169L510				GSHY 040	11/15/2018	86.17000	84.75681
GUGGENHEIM SHORT DURATION HIGH YIELD TRUST SERIES41	35-2532546	40169N268	40169N276				GSHY 041	2/15/2018	29.20000	28.55176
GUGGENHEIM SHORT DURATION HIGH YIELD TRUST SERIES41	35-2532546	40169N268	40169N276				GSHY 041	5/15/2018	27.30000	26.69394
GUGGENHEIM SHORT DURATION HIGH YIELD TRUST SERIES41	35-2532546	40169N268	40169N276				GSHY 041	6/15/2018	8.67000	8.47753
GUGGENHEIM SHORT DURATION HIGH YIELD TRUST SERIES41	35-2532546	40169N268	40169N276				GSHY 041	9/15/2018	58.34000	57.04485
GUGGENHEIM SHORT DURATION HIGH YIELD TRUST SERIES41	35-2532546	40169N268	40169N276				GSHY 041	11/15/2018	35.37000	34.58479
GUGGENHEIM SHORT DURATION HIGH YIELD TRUST SERIES41	35-2532546	40169N268	40169N276				GSHY 041	12/15/2018	5.37000	5.25079
GUGGENHEIM SHORT DURATION HIGH YIELD TRUST SERIES43	35-2544607	40169Y546	40169Y553				GSHY 043	1/15/2018	3.57000	0.07640
GUGGENHEIM SHORT DURATION HIGH YIELD TRUST SERIES43	35-2544607	40169Y546	40169Y553				GSHY 043	1/15/2018	50.61000	49.75469
GUGGENHEIM SHORT DURATION HIGH YIELD TRUST SERIES43	35-2544607	40169Y546	40169Y553				GSHY 043	2/15/2018	3.45000	0.07383
GUGGENHEIM SHORT DURATION HIGH YIELD TRUST SERIES43	35-2544607	40169Y546	40169Y553				GSHY 043	3/15/2018	3.45000	0.07383
GUGGENHEIM SHORT DURATION HIGH YIELD TRUST SERIES43	35-2544607	40169Y546	40169Y553				GSHY 043	4/15/2018	3.33000	0.07126
GUGGENHEIM SHORT DURATION HIGH YIELD TRUST SERIES43	35-2544607	40169Y546	40169Y553				GSHY 043	4/15/2018	32.43000	31.88193
GUGGENHEIM SHORT DURATION HIGH YIELD TRUST SERIES43	35-2544607	40169Y546	40169Y553				GSHY 043	5/15/2018	3.26000	0.06976
GUGGENHEIM SHORT DURATION HIGH YIELD TRUST SERIES43	35-2544607	40169Y546	40169Y553				GSHY 043	6/15/2018	3.26000	0.06976
GUGGENHEIM SHORT DURATION HIGH YIELD TRUST SERIES43	35-2544607	40169Y546	40169Y553				GSHY 043	7/15/2018	3.26000	0.06976
GUGGENHEIM SHORT DURATION HIGH YIELD TRUST SERIES43	35-2544607	40169Y546	40169Y553				GSHY 043	8/15/2018	3.26000	0.06976
GUGGENHEIM SHORT DURATION HIGH YIELD TRUST SERIES43	35-2544607	40169Y546	40169Y553				GSHY 043	9/15/2018	3.27000	0.06998
GUGGENHEIM SHORT DURATION HIGH YIELD TRUST SERIES43	35-2544607	40169Y546	40169Y553				GSHY 043	10/15/2018	3.26000	0.06976
GUGGENHEIM SHORT DURATION HIGH YIELD TRUST SERIES43	35-2544607	40169Y546	40169Y553				GSHY 043	11/15/2018	3.26000	0.06976
GUGGENHEIM SHORT DURATION HIGH YIELD TRUST SERIES43	35-2544607	40169Y546	40169Y553				GSHY 043	11/15/2018	47.65000	46.84472
GUGGENHEIM SHORT DURATION HIGH YIELD TRUST SERIES43	35-2544607	40169Y546	40169Y553				GSHY 043	12/15/2018	2.90000	0.06206
GUGGENHEIM SELECT QUALITY MUNICIPAL PORTFOLIO SERIES 4	35-2544707	40169Y652	40169Y660				GSQM 004	1/15/2018	3.30000	0.44055
GUGGENHEIM SELECT QUALITY MUNICIPAL PORTFOLIO SERIES 4	35-2544707	40169Y652	40169Y660				GSQM 004	2/15/2018	3.28000	0.43788
GUGGENHEIM SELECT QUALITY MUNICIPAL PORTFOLIO SERIES 4	35-2544707	40169Y652	40169Y660				GSQM 004	3/15/2018	3.31000	0.44189
GUGGENHEIM SELECT QUALITY MUNICIPAL PORTFOLIO SERIES 4	35-2544707	40169Y652	40169Y660				GSQM 004	4/15/2018	3.25000	0.43388
GUGGENHEIM SELECT QUALITY MUNICIPAL PORTFOLIO SERIES 4	35-2544707	40169Y652	40169Y660				GSQM 004	5/15/2018	3.26000	0.43521
GUGGENHEIM SELECT QUALITY MUNICIPAL PORTFOLIO SERIES 4	35-2544707	40169Y652	40169Y660				GSQM 004	6/15/2018	3.27000	0.43655
GUGGENHEIM SELECT QUALITY MUNICIPAL PORTFOLIO SERIES 4	35-2544707	40169Y652	40169Y660				GSQM 004	7/15/2018	3.27000	0.43655
GUGGENHEIM SELECT QUALITY MUNICIPAL PORTFOLIO SERIES 4	35-2544707	40169Y652	40169Y660				GSQM 004	8/15/2018	3.26000	0.43521
GUGGENHEIM SELECT QUALITY MUNICIPAL PORTFOLIO SERIES 4	35-2544707	40169Y652	40169Y660				GSQM 004	9/15/2018	3.26000	0.43521
GUGGENHEIM SELECT QUALITY MUNICIPAL PORTFOLIO SERIES 4	35-2544707	40169Y652	40169Y660				GSQM 004	10/15/2018	3.24000	0.43254
GUGGENHEIM SELECT QUALITY MUNICIPAL PORTFOLIO SERIES 4	35-2544707	40169Y652	40169Y660				GSQM 004	11/15/2018	3.24000	0.43254
GUGGENHEIM SELECT QUALITY MUNICIPAL PORTFOLIO SERIES 4	35-2544707	40169Y652	40169Y660				GSQM 004	12/15/2018	3.25000	0.43388
GUGGENHEIM SHORT DURATION HIGH YIELD TRUST SERIES42	35-2536987	40170A347	40170A354				GSHY 042	1/15/2018	29.36000	29.09870
GUGGENHEIM SHORT DURATION HIGH YIELD TRUST SERIES42	35-2536987	40170A347	40170A354				GSHY 042	2/15/2018	36.87000	36.54186
GUGGENHEIM SHORT DURATION HIGH YIELD TRUST SERIES42	35-2536987	40170A347	40170A354				GSHY 042	4/15/2018	53.84000	53.36082
GUGGENHEIM SHORT DURATION HIGH YIELD TRUST SERIES42	35-2536987	40170A347	40170A354				GSHY 042	5/15/2018	35.97000	35.64987
GUGGENHEIM SHORT DURATION HIGH YIELD TRUST SERIES42	35-2536987	40170A347	40170A354				GSHY 042	8/15/2018	23.60000	23.38996
GUGGENHEIM INVESTMENT GRADE CORP TRUST 3-7 YEAR SERIES 1	35-2538995	40170A768	40170A784				GIGS 001	1/15/2018	2.94000	0.72471
GUGGENHEIM INVESTMENT GRADE CORP TRUST 3-7 YEAR SERIES 1	35-2538995	40170A768	40170A784				GIGS 001	2/15/2018	2.91000	0.71732
GUGGENHEIM INVESTMENT GRADE CORP TRUST 3-7 YEAR SERIES 1	35-2538995	40170A768	40170A784				GIGS 001	3/15/2018	2.93000	0.72225
GUGGENHEIM INVESTMENT GRADE CORP TRUST 3-7 YEAR SERIES 1	35-2538995	40170A768	40170A784				GIGS 001	4/15/2018	2.91000	0.71732
GUGGENHEIM INVESTMENT GRADE CORP TRUST 3-7 YEAR SERIES 1	35-2538995	40170A768	40170A784				GIGS 001	5/15/2018	2.88000	0.70992
GUGGENHEIM INVESTMENT GRADE CORP TRUST 3-7 YEAR SERIES 1	35-2538995	40170A768	40170A784				GIGS 001	6/15/2018	2.89000	0.71239
GUGGENHEIM INVESTMENT GRADE CORP TRUST 3-7 YEAR SERIES 1	35-2538995	40170A768	40170A784				GIGS 001	7/15/2018	2.88000	0.70992
GUGGENHEIM INVESTMENT GRADE CORP TRUST 3-7 YEAR SERIES 1	35-2538995	40170A768	40170A784				GIGS 001	8/15/2018	2.76000	0.68034
GUGGENHEIM INVESTMENT GRADE CORP TRUST 3-7 YEAR SERIES 1	35-2538995	40170A768	40170A784				GIGS 001	8/15/2018	34.71000	32.45038
GUGGENHEIM INVESTMENT GRADE CORP TRUST 3-7 YEAR SERIES 1	35-2538995	40170A768	40170A784				GIGS 001	9/15/2018	2.76000	0.68034
GUGGENHEIM INVESTMENT GRADE CORP TRUST 3-7 YEAR SERIES 1	35-2538995	40170A768	40170A784				GIGS 001	10/15/2018	2.81000	0.69267
GUGGENHEIM INVESTMENT GRADE CORP TRUST 3-7 YEAR SERIES 1	35-2538995	40170A768	40170A784				GIGS 001	11/15/2018	2.79000	0.68774
GUGGENHEIM INVESTMENT GRADE CORP TRUST 3-7 YEAR SERIES 1	35-2538995	40170A768	40170A784				GIGS 001	12/15/2018	2.78000	0.68527
GUGGENHEIM SHORT DURATION HIGH YIELD TRUST SERIES44	35-2548731	40170C707	40170C715				GSHY 044	3/15/2018	4.22000	3.79167

Issuer's Name	EIN	CUSIP 1	CUSIP 2	CUSIP 3	CUSIP 4	CUSIP 5	Ticker Symbol	Date of Corporate Action	Distribution Per Unit	Per Unit Reduction of Taxpayer's Basis
GUGGENHEIM SHORT DURATION HIGH YIELD TRUST SERIES44	35-2548731	40170C707	40170C715				GSHY 044	8/15/2018	38.38000	34.48443
GUGGENHEIM INVESTMENT GRADE CORP TRUST 3-7 YEAR SERIES 3	35-2551141	40170C764	40170C772				GIGS 003	1/15/2018	2.98000	0.62818
GUGGENHEIM INVESTMENT GRADE CORP TRUST 3-7 YEAR SERIES 3	35-2551141	40170C764	40170C772				GIGS 003	2/15/2018	2.96000	0.62397
GUGGENHEIM INVESTMENT GRADE CORP TRUST 3-7 YEAR SERIES 3	35-2551141	40170C764	40170C772				GIGS 003	3/15/2018	2.99000	0.63029
GUGGENHEIM INVESTMENT GRADE CORP TRUST 3-7 YEAR SERIES 3	35-2551141	40170C764	40170C772				GIGS 003	4/15/2018	3.03000	0.63872
GUGGENHEIM INVESTMENT GRADE CORP TRUST 3-7 YEAR SERIES 3	35-2551141	40170C764	40170C772				GIGS 003	5/15/2018	3.08000	0.64926
GUGGENHEIM INVESTMENT GRADE CORP TRUST 3-7 YEAR SERIES 3	35-2551141	40170C764	40170C772				GIGS 003	6/15/2018	3.08000	0.64926
GUGGENHEIM INVESTMENT GRADE CORP TRUST 3-7 YEAR SERIES 3	35-2551141	40170C764	40170C772				GIGS 003	7/15/2018	3.09000	0.65137
GUGGENHEIM INVESTMENT GRADE CORP TRUST 3-7 YEAR SERIES 3	35-2551141	40170C764	40170C772				GIGS 003	8/15/2018	3.08000	0.64926
GUGGENHEIM INVESTMENT GRADE CORP TRUST 3-7 YEAR SERIES 3	35-2551141	40170C764	40170C772				GIGS 003	9/15/2018	3.09000	0.65137
GUGGENHEIM INVESTMENT GRADE CORP TRUST 3-7 YEAR SERIES 3	35-2551141	40170C764	40170C772				GIGS 003	10/15/2018	3.08000	0.64926
GUGGENHEIM INVESTMENT GRADE CORP TRUST 3-7 YEAR SERIES 3	35-2551141	40170C764	40170C772				GIGS 003	11/15/2018	3.06000	0.64505
GUGGENHEIM INVESTMENT GRADE CORP TRUST 3-7 YEAR SERIES 3	35-2551141	40170C764	40170C772				GIGS 003	12/15/2018	3.07000	0.64716
ALTERNATIVE INCOME PORTFOLIO, SERIES 9	35-2596572	40170D440	40170D457	40170D473	40170D465		AIP 009	1/15/2018	0.06490	0.01842
ALTERNATIVE INCOME PORTFOLIO, SERIES 9	35-2596572	40170D440	40170D457	40170D473	40170D465		AIP 009	2/15/2018	0.06900	0.01958
ALTERNATIVE INCOME PORTFOLIO, SERIES 9	35-2596572	40170D440	40170D457	40170D473	40170D465		AIP 009	3/15/2018	0.06200	0.01760
ALTERNATIVE INCOME PORTFOLIO, SERIES 9	35-2596572	40170D440	40170D457	40170D473	40170D465		AIP 009	4/15/2018	0.06160	0.01748
ALTERNATIVE INCOME PORTFOLIO, SERIES 9	35-2596572	40170D440	40170D457	40170D473	40170D465		AIP 009	5/15/2018	0.06610	0.01876
ALTERNATIVE INCOME PORTFOLIO, SERIES 9	35-2596572	40170D440	40170D457	40170D473	40170D465		AIP 009	6/15/2018	0.05820	0.01652
ALTERNATIVE INCOME PORTFOLIO, SERIES 9	35-2596572	40170D440	40170D457	40170D473	40170D465		AIP 009	7/15/2018	0.06200	0.01708
ALTERNATIVE INCOME PORTFOLIO, SERIES 9	35-2596572	40170D440	40170D457	40170D473	40170D465		AIP 009	8/15/2018	0.00230	0.00230
ALTERNATIVE INCOME PORTFOLIO, SERIES 9	35-2596572	40170D440	40170D457	40170D473	40170D465		AIP 009	8/15/2018	0.08580	0.02435
ALTERNATIVE INCOME PORTFOLIO, SERIES 9	35-2596572	40170D440	40170D457	40170D473	40170D465		AIP 009	9/15/2018	0.05820	0.01652
ALTERNATIVE INCOME PORTFOLIO, SERIES 9	35-2596572	40170D440	40170D457	40170D473	40170D465		AIP 009	10/15/2018	0.06120	0.01737
ALTERNATIVE INCOME PORTFOLIO, SERIES 9	35-2596572	40170D440	40170D457	40170D473	40170D465		AIP 009	11/15/2018	0.06120	0.01737
ALTERNATIVE INCOME PORTFOLIO, SERIES 9	35-2596572	40170D440	40170D457	40170D473	40170D465		AIP 009	12/15/2018	0.06370	0.01808
GUGGENHEIM INVESTMENT GRADE CORP TRUST 3-7 YEAR SERIES 2	35-2548844	40170X503	40170X511				GIGS 002	1/15/2018	2.72000	0.49912
GUGGENHEIM INVESTMENT GRADE CORP TRUST 3-7 YEAR SERIES 2	35-2548844	40170X503	40170X511				GIGS 002	2/15/2018	2.74000	0.50279
GUGGENHEIM INVESTMENT GRADE CORP TRUST 3-7 YEAR SERIES 2	35-2548844	40170X503	40170X511				GIGS 002	3/15/2018	2.73000	0.50096
GUGGENHEIM INVESTMENT GRADE CORP TRUST 3-7 YEAR SERIES 2	35-2548844	40170X503	40170X511				GIGS 002	4/15/2018	2.74000	0.50279
GUGGENHEIM INVESTMENT GRADE CORP TRUST 3-7 YEAR SERIES 2	35-2548844	40170X503	40170X511				GIGS 002	5/15/2018	2.73000	0.50096
GUGGENHEIM INVESTMENT GRADE CORP TRUST 3-7 YEAR SERIES 2	35-2548844	40170X503	40170X511				GIGS 002	6/15/2018	2.70000	0.49545
GUGGENHEIM INVESTMENT GRADE CORP TRUST 3-7 YEAR SERIES 2	35-2548844	40170X503	40170X511				GIGS 002	7/15/2018	2.71000	0.49729
GUGGENHEIM INVESTMENT GRADE CORP TRUST 3-7 YEAR SERIES 2	35-2548844	40170X503	40170X511				GIGS 002	8/15/2018	2.68000	0.49178
GUGGENHEIM INVESTMENT GRADE CORP TRUST 3-7 YEAR SERIES 2	35-2548844	40170X503	40170X511				GIGS 002	9/15/2018	2.70000	0.49545
GUGGENHEIM INVESTMENT GRADE CORP TRUST 3-7 YEAR SERIES 2	35-2548844	40170X503	40170X511				GIGS 002	10/15/2018	2.73000	0.50096
GUGGENHEIM INVESTMENT GRADE CORP TRUST 3-7 YEAR SERIES 2	35-2548844	40170X503	40170X511				GIGS 002	11/15/2018	2.75000	0.50463
GUGGENHEIM INVESTMENT GRADE CORP TRUST 3-7 YEAR SERIES 2	35-2548844	40170X503	40170X511				GIGS 002	12/15/2018	2.75000	0.50463
GUGGENHEIM SHORT DURATION HIGH YIELD TRUST SERIES45	35-2560707	40170X529	40170X537				GSHY 045	1/15/2018	4.71000	0.14695
GUGGENHEIM SHORT DURATION HIGH YIELD TRUST SERIES45	35-2560707	40170X529	40170X537				GSHY 045	1/15/2018	29.79000	28.73246
GUGGENHEIM SHORT DURATION HIGH YIELD TRUST SERIES45	35-2560707	40170X529	40170X537				GSHY 045	2/15/2018	4.66000	0.14539
GUGGENHEIM SHORT DURATION HIGH YIELD TRUST SERIES45	35-2560707	40170X529	40170X537				GSHY 045	3/15/2018	4.66000	0.14539
GUGGENHEIM SHORT DURATION HIGH YIELD TRUST SERIES45	35-2560707	40170X529	40170X537				GSHY 045	4/15/2018	4.66000	0.14539
GUGGENHEIM SHORT DURATION HIGH YIELD TRUST SERIES45	35-2560707	40170X529	40170X537				GSHY 045	5/15/2018	4.68000	0.14602
GUGGENHEIM SHORT DURATION HIGH YIELD TRUST SERIES45	35-2560707	40170X529	40170X537				GSHY 045	6/15/2018	4.69000	0.14633
GUGGENHEIM SHORT DURATION HIGH YIELD TRUST SERIES45	35-2560707	40170X529	40170X537				GSHY 045	7/15/2018	4.69000	0.14633
GUGGENHEIM SHORT DURATION HIGH YIELD TRUST SERIES45	35-2560707	40170X529	40170X537				GSHY 045	8/15/2018	4.64000	0.14477
GUGGENHEIM SHORT DURATION HIGH YIELD TRUST SERIES45	35-2560707	40170X529	40170X537				GSHY 045	8/15/2018	18.20000	17.55390
GUGGENHEIM SHORT DURATION HIGH YIELD TRUST SERIES45	35-2560707	40170X529	40170X537				GSHY 045	9/15/2018	4.60000	0.14352
GUGGENHEIM SHORT DURATION HIGH YIELD TRUST SERIES45	35-2560707	40170X529	40170X537				GSHY 045	10/15/2018	4.63000	0.14446
GUGGENHEIM SHORT DURATION HIGH YIELD TRUST SERIES45	35-2560707	40170X529	40170X537				GSHY 045	11/15/2018	4.53000	0.14134
GUGGENHEIM SHORT DURATION HIGH YIELD TRUST SERIES45	35-2560707	40170X529	40170X537				GSHY 045	11/15/2018	72.74000	70.15773
GUGGENHEIM SHORT DURATION HIGH YIELD TRUST SERIES45	35-2560707	40170X529	40170X537				GSHY 045	12/15/2018	4.10000	0.12792
GUGGENHEIM INVESTMENT GRADE CORP TRUST 3-7 YEAR SERIES 4	35-2554403	40170X867	40170X875				GIGS 004	1/15/2018	3.10000	0.29729
GUGGENHEIM INVESTMENT GRADE CORP TRUST 3-7 YEAR SERIES 4	35-2554403	40170X867	40170X875				GIGS 004	2/15/2018	3.12000	0.29921
GUGGENHEIM INVESTMENT GRADE CORP TRUST 3-7 YEAR SERIES 4	35-2554403	40170X867	40170X875				GIGS 004	3/15/2018	3.09000	0.29633
GUGGENHEIM INVESTMENT GRADE CORP TRUST 3-7 YEAR SERIES 4	35-2554403	40170X867	40170X875				GIGS 004	4/15/2018	3.13000	0.30017
GUGGENHEIM INVESTMENT GRADE CORP TRUST 3-7 YEAR SERIES 4	35-2554403	40170X867	40170X875				GIGS 004	5/15/2018	3.03000	0.29058
GUGGENHEIM INVESTMENT GRADE CORP TRUST 3-7 YEAR SERIES 4	35-2554403	40170X867	40170X875				GIGS 004	6/15/2018	3.03000	0.29058
GUGGENHEIM INVESTMENT GRADE CORP TRUST 3-7 YEAR SERIES 4	35-2554403	40170X867	40170X875				GIGS 004	7/15/2018	3.02000	0.28962
GUGGENHEIM INVESTMENT GRADE CORP TRUST 3-7 YEAR SERIES 4	35-2554403	40170X867	40170X875				GIGS 004	8/15/2018	3.03000	0.29058
GUGGENHEIM INVESTMENT GRADE CORP TRUST 3-7 YEAR SERIES 4	35-2554403	40170X867	40170X875				GIGS 004	9/15/2018	3.04000	0.29154

Issuer's Name	EIN	CUSIP 1	CUSIP 2	CUSIP 3	CUSIP 4	CUSIP 5	Ticker Symbol	Date of Corporate Action	Distribution Per Unit	Per Unit Reduction of Taxpayer's Basis
GUGGENHEIM INVESTMENT GRADE CORP TRUST 3-7 YEAR SERIES 4	35-2554403	40170X867	40170X875				GIGS 004	10/15/2018	3.00000	0.28770
GUGGENHEIM INVESTMENT GRADE CORP TRUST 3-7 YEAR SERIES 4	35-2554403	40170X867	40170X875				GIGS 004	11/15/2018	3.00000	0.28770
GUGGENHEIM INVESTMENT GRADE CORP TRUST 3-7 YEAR SERIES 4	35-2554403	40170X867	40170X875				GIGS 004	12/15/2018	2.98000	0.28578
GUGGENHEIM SHORT DURATION HIGH YIELD TRUST SERIES46	35-2568725	40171H226	40171H234				GSHY 046	1/15/2018	4.37000	0.26089
GUGGENHEIM SHORT DURATION HIGH YIELD TRUST SERIES46	35-2568725	40171H226	40171H234				GSHY 046	2/15/2018	4.33000	0.25850
GUGGENHEIM SHORT DURATION HIGH YIELD TRUST SERIES46	35-2568725	40171H226	40171H234				GSHY 046	3/15/2018	4.30000	0.25671
GUGGENHEIM SHORT DURATION HIGH YIELD TRUST SERIES46	35-2568725	40171H226	40171H234				GSHY 046	4/15/2018	4.31000	0.25731
GUGGENHEIM SHORT DURATION HIGH YIELD TRUST SERIES46	35-2568725	40171H226	40171H234				GSHY 046	5/15/2018	4.32000	0.25790
GUGGENHEIM SHORT DURATION HIGH YIELD TRUST SERIES46	35-2568725	40171H226	40171H234				GSHY 046	6/15/2018	4.11000	0.24537
GUGGENHEIM SHORT DURATION HIGH YIELD TRUST SERIES46	35-2568725	40171H226	40171H234				GSHY 046	6/15/2018	31.87000	29.03994
GUGGENHEIM SHORT DURATION HIGH YIELD TRUST SERIES46	35-2568725	40171H226	40171H234				GSHY 046	7/15/2018	4.16000	0.24835
GUGGENHEIM SHORT DURATION HIGH YIELD TRUST SERIES46	35-2568725	40171H226	40171H234				GSHY 046	8/15/2018	4.14000	0.24716
GUGGENHEIM SHORT DURATION HIGH YIELD TRUST SERIES46	35-2568725	40171H226	40171H234				GSHY 046	9/15/2018	4.18000	0.24955
GUGGENHEIM SHORT DURATION HIGH YIELD TRUST SERIES46	35-2568725	40171H226	40171H234				GSHY 046	10/15/2018	4.13000	0.24656
GUGGENHEIM SHORT DURATION HIGH YIELD TRUST SERIES46	35-2568725	40171H226	40171H234				GSHY 046	11/15/2018	4.14000	0.24716
GUGGENHEIM SHORT DURATION HIGH YIELD TRUST SERIES46	35-2568725	40171H226	40171H234				GSHY 046	12/15/2018	4.15000	0.24776
GUGGENHEIM INVESTMENT GRADE CORP TRUST 3-7 YEAR SERIES 5	35-2558618	40171J347	40171J354				GIGS 005	1/15/2018	3.34000	1.12057
GUGGENHEIM INVESTMENT GRADE CORP TRUST 3-7 YEAR SERIES 5	35-2558618	40171J347	40171J354				GIGS 005	2/15/2018	3.34000	1.12057
GUGGENHEIM INVESTMENT GRADE CORP TRUST 3-7 YEAR SERIES 5	35-2558618	40171J347	40171J354				GIGS 005	3/15/2018	3.36000	1.12728
GUGGENHEIM INVESTMENT GRADE CORP TRUST 3-7 YEAR SERIES 5	35-2558618	40171J347	40171J354				GIGS 005	4/15/2018	3.34000	1.12057
GUGGENHEIM INVESTMENT GRADE CORP TRUST 3-7 YEAR SERIES 5	35-2558618	40171J347	40171J354				GIGS 005	5/15/2018	3.32000	1.11386
GUGGENHEIM INVESTMENT GRADE CORP TRUST 3-7 YEAR SERIES 5	35-2558618	40171J347	40171J354				GIGS 005	6/15/2018	3.31000	1.11051
GUGGENHEIM INVESTMENT GRADE CORP TRUST 3-7 YEAR SERIES 5	35-2558618	40171J347	40171J354				GIGS 005	7/15/2018	3.30000	1.10715
GUGGENHEIM INVESTMENT GRADE CORP TRUST 3-7 YEAR SERIES 5	35-2558618	40171J347	40171J354				GIGS 005	8/15/2018	3.32000	1.11386
GUGGENHEIM INVESTMENT GRADE CORP TRUST 3-7 YEAR SERIES 5	35-2558618	40171J347	40171J354				GIGS 005	9/15/2018	3.31000	1.11051
GUGGENHEIM INVESTMENT GRADE CORP TRUST 3-7 YEAR SERIES 5	35-2558618	40171J347	40171J354				GIGS 005	10/15/2018	3.31000	1.11051
GUGGENHEIM INVESTMENT GRADE CORP TRUST 3-7 YEAR SERIES 5	35-2558618	40171J347	40171J354				GIGS 005	11/15/2018	3.29000	1.10380
GUGGENHEIM INVESTMENT GRADE CORP TRUST 3-7 YEAR SERIES 5	35-2558618	40171J347	40171J354				GIGS 005	12/15/2018	3.26000	1.09373
ALTERNATIVE INCOME PORTFOLIO, SERIES 6	35-2554425	40171J362	40171J370	40171J396	40171J388		AIP 006	1/15/2018	0.07670	0.00267
ALTERNATIVE INCOME PORTFOLIO, SERIES 6	35-2554425	40171J362	40171J370	40171J396	40171J388		AIP 006	2/15/2018	0.07290	0.00254
ALTERNATIVE INCOME PORTFOLIO, SERIES 6	35-2554425	40171J362	40171J370	40171J396	40171J388		AIP 006	3/15/2018	0.07260	0.00253
MLP & ENERGY FUNDS PORTFOLIO, SERIES 14	35-2560640	40171K146	40171K153	40171K179	40171K161		MLP 014	1/15/2018	0.05940	0.01945
MLP & ENERGY FUNDS PORTFOLIO, SERIES 14	35-2560640	40171K146	40171K153	40171K179	40171K161		MLP 014	2/15/2018	0.06770	0.02217
MLP & ENERGY FUNDS PORTFOLIO, SERIES 14	35-2560640	40171K146	40171K153	40171K179	40171K161		MLP 014	3/15/2018	0.05960	0.01952
MLP & ENERGY FUNDS PORTFOLIO, SERIES 14	35-2560640	40171K146	40171K153	40171K179	40171K161		MLP 014	4/15/2018	0.05960	0.01952
MLP & ENERGY FUNDS PORTFOLIO, SERIES 14	35-2560640	40171K146	40171K153	40171K179	40171K161		MLP 014	5/15/2018	0.06680	0.02188
GUGGENHEIM INVESTMENT GRADE CORP TRUST 3-7 YEAR SERIES 6	35-2563655	40171K229	40171K237				GIGS 006	1/15/2018	3.30000	1.34739
GUGGENHEIM INVESTMENT GRADE CORP TRUST 3-7 YEAR SERIES 6	35-2563655	40171K229	40171K237				GIGS 006	2/15/2018	3.31000	1.35147
GUGGENHEIM INVESTMENT GRADE CORP TRUST 3-7 YEAR SERIES 6	35-2563655	40171K229	40171K237				GIGS 006	3/15/2018	3.30000	1.34739
GUGGENHEIM INVESTMENT GRADE CORP TRUST 3-7 YEAR SERIES 6	35-2563655	40171K229	40171K237				GIGS 006	4/15/2018	3.31000	1.35147
GUGGENHEIM INVESTMENT GRADE CORP TRUST 3-7 YEAR SERIES 6	35-2563655	40171K229	40171K237				GIGS 006	5/15/2018	3.32000	1.35556
GUGGENHEIM INVESTMENT GRADE CORP TRUST 3-7 YEAR SERIES 6	35-2563655	40171K229	40171K237				GIGS 006	6/15/2018	3.31000	1.35147
GUGGENHEIM INVESTMENT GRADE CORP TRUST 3-7 YEAR SERIES 6	35-2563655	40171K229	40171K237				GIGS 006	7/15/2018	3.31000	1.35147
GUGGENHEIM INVESTMENT GRADE CORP TRUST 3-7 YEAR SERIES 6	35-2563655	40171K229	40171K237				GIGS 006	8/15/2018	3.31000	1.35147
GUGGENHEIM INVESTMENT GRADE CORP TRUST 3-7 YEAR SERIES 6	35-2563655	40171K229	40171K237				GIGS 006	9/15/2018	3.30000	1.34739
GUGGENHEIM INVESTMENT GRADE CORP TRUST 3-7 YEAR SERIES 6	35-2563655	40171K229	40171K237				GIGS 006	10/15/2018	3.29000	1.34331
GUGGENHEIM INVESTMENT GRADE CORP TRUST 3-7 YEAR SERIES 6	35-2563655	40171K229	40171K237				GIGS 006	11/15/2018	3.27000	1.33514
GUGGENHEIM INVESTMENT GRADE CORP TRUST 3-7 YEAR SERIES 6	35-2563655	40171K229	40171K237				GIGS 006	12/15/2018	3.28000	1.33922
GUGGENHEIM INVESTMENT GRADE CORP TRUST 3-7 YEAR SERIES 7	35-2568686	40171K245	40171K252				GIGS 007	1/15/2018	3.11000	1.28910
GUGGENHEIM INVESTMENT GRADE CORP TRUST 3-7 YEAR SERIES 7	35-2568686	40171K245	40171K252				GIGS 007	2/15/2018	3.12000	1.29324
GUGGENHEIM INVESTMENT GRADE CORP TRUST 3-7 YEAR SERIES 7	35-2568686	40171K245	40171K252				GIGS 007	3/15/2018	3.12000	1.29324
GUGGENHEIM INVESTMENT GRADE CORP TRUST 3-7 YEAR SERIES 7	35-2568686	40171K245	40171K252				GIGS 007	4/15/2018	3.11000	1.28910
GUGGENHEIM INVESTMENT GRADE CORP TRUST 3-7 YEAR SERIES 7	35-2568686	40171K245	40171K252				GIGS 007	5/15/2018	3.11000	1.28910
GUGGENHEIM INVESTMENT GRADE CORP TRUST 3-7 YEAR SERIES 7	35-2568686	40171K245	40171K252				GIGS 007	6/15/2018	3.11000	1.28910
GUGGENHEIM INVESTMENT GRADE CORP TRUST 3-7 YEAR SERIES 7	35-2568686	40171K245	40171K252				GIGS 007	7/15/2018	3.12000	1.29324
GUGGENHEIM INVESTMENT GRADE CORP TRUST 3-7 YEAR SERIES 7	35-2568686	40171K245	40171K252				GIGS 007	8/15/2018	3.10000	1.28495
GUGGENHEIM INVESTMENT GRADE CORP TRUST 3-7 YEAR SERIES 7	35-2568686	40171K245	40171K252				GIGS 007	9/15/2018	3.08000	1.27666
GUGGENHEIM INVESTMENT GRADE CORP TRUST 3-7 YEAR SERIES 7	35-2568686	40171K245	40171K252				GIGS 007	10/15/2018	3.07000	1.27252
GUGGENHEIM INVESTMENT GRADE CORP TRUST 3-7 YEAR SERIES 7	35-2568686	40171K245	40171K252				GIGS 007	11/15/2018	3.07000	1.27252
GUGGENHEIM INVESTMENT GRADE CORP TRUST 3-7 YEAR SERIES 7	35-2568686	40171K245	40171K252				GIGS 007	12/15/2018	3.07000	1.27252

Issuer's Name	EIN	CUSIP 1	CUSIP 2	CUSIP 3	CUSIP 4	CUSIP 5	Ticker Symbol	Date of Corporate Action	Distribution Per Unit	Per Unit Reduction of Taxpayer's Basis
FLAHERTY & CRUMRINE PREFERRED PORTFOLIO, SERIES 39	35-2560655	40171K260	40171K278	40171K294	40171K286		PREF 039	1/15/2018	0.04110	0.00874
FLAHERTY & CRUMRINE PREFERRED PORTFOLIO, SERIES 39	35-2560655	40171K260	40171K278	40171K294	40171K286		PREF 039	1/15/2018	0.09010	0.09010
FLAHERTY & CRUMRINE PREFERRED PORTFOLIO, SERIES 39	35-2560655	40171K260	40171K278	40171K294	40171K286		PREF 039	2/15/2018	0.04110	0.00874
FLAHERTY & CRUMRINE PREFERRED PORTFOLIO, SERIES 39	35-2560655	40171K260	40171K278	40171K294	40171K286		PREF 039	3/15/2018	0.04100	0.00872
FLAHERTY & CRUMRINE PREFERRED PORTFOLIO, SERIES 39	35-2560655	40171K260	40171K278	40171K294	40171K286		PREF 039	4/15/2018	0.04110	0.00874
FLAHERTY & CRUMRINE PREFERRED PORTFOLIO, SERIES 39	35-2560655	40171K260	40171K278	40171K294	40171K286		PREF 039	4/15/2018	0.17880	0.17880
MLP & ENERGY FUNDS PORTFOLIO, SERIES 15	35-2566422	40171L508	40171L516	40171L532	40171L524		MLP 015	1/15/2018	0.05860	0.02576
MLP & ENERGY FUNDS PORTFOLIO, SERIES 15	35-2566422	40171L508	40171L516	40171L532	40171L524		MLP 015	2/15/2018	0.06640	0.02919
MLP & ENERGY FUNDS PORTFOLIO, SERIES 15	35-2566422	40171L508	40171L516	40171L532	40171L524		MLP 015	3/15/2018	0.05870	0.02580
MLP & ENERGY FUNDS PORTFOLIO, SERIES 15	35-2566422	40171L508	40171L516	40171L532	40171L524		MLP 015	4/15/2018	0.05870	0.02580
MLP & ENERGY FUNDS PORTFOLIO, SERIES 15	35-2566422	40171L508	40171L516	40171L532	40171L524		MLP 015	5/15/2018	0.06420	0.02822
MLP & ENERGY FUNDS PORTFOLIO, SERIES 15	35-2566422	40171L508	40171L516	40171L532	40171L524		MLP 015	6/15/2018	0.05660	0.02488
MLP & ENERGY FUNDS PORTFOLIO, SERIES 15	35-2566422	40171L508	40171L516	40171L532	40171L524		MLP 015	7/15/2018	0.05620	0.02471
MLP & ENERGY FUNDS PORTFOLIO, SERIES 15	35-2566422	40171L508	40171L516	40171L532	40171L524		MLP 015	8/15/2018	0.05620	0.02471
GUGGENHEIM INVESTMENT GRADE CORPORATE TRUST 5-8 YEAR, SERIES 1	35-2571316	40171L623	40171L631				GIGI 001	1/15/2018	3.29000	0.44251
GUGGENHEIM INVESTMENT GRADE CORPORATE TRUST 5-8 YEAR, SERIES 1	35-2571316	40171L623	40171L631				GIGI 001	2/15/2018	3.28000	0.44116
GUGGENHEIM INVESTMENT GRADE CORPORATE TRUST 5-8 YEAR, SERIES 1	35-2571316	40171L623	40171L631				GIGI 001	3/15/2018	3.28000	0.44116
GUGGENHEIM INVESTMENT GRADE CORPORATE TRUST 5-8 YEAR, SERIES 1	35-2571316	40171L623	40171L631				GIGI 001	4/15/2018	3.27000	0.43982
GUGGENHEIM INVESTMENT GRADE CORPORATE TRUST 5-8 YEAR, SERIES 1	35-2571316	40171L623	40171L631				GIGI 001	5/15/2018	3.27000	0.43982
GUGGENHEIM INVESTMENT GRADE CORPORATE TRUST 5-8 YEAR, SERIES 1	35-2571316	40171L623	40171L631				GIGI 001	6/15/2018	3.28000	0.44116
GUGGENHEIM INVESTMENT GRADE CORPORATE TRUST 5-8 YEAR, SERIES 1	35-2571316	40171L623	40171L631				GIGI 001	7/15/2018	3.28000	0.44116
GUGGENHEIM INVESTMENT GRADE CORPORATE TRUST 5-8 YEAR, SERIES 1	35-2571316	40171L623	40171L631				GIGI 001	8/15/2018	3.28000	0.44116
GUGGENHEIM INVESTMENT GRADE CORPORATE TRUST 5-8 YEAR, SERIES 1	35-2571316	40171L623	40171L631				GIGI 001	9/15/2018	3.25000	0.43713
GUGGENHEIM INVESTMENT GRADE CORPORATE TRUST 5-8 YEAR, SERIES 1	35-2571316	40171L623	40171L631				GIGI 001	10/15/2018	3.26000	0.43847
GUGGENHEIM INVESTMENT GRADE CORPORATE TRUST 5-8 YEAR, SERIES 1	35-2571316	40171L623	40171L631				GIGI 001	11/15/2018	3.25000	0.43713
GUGGENHEIM INVESTMENT GRADE CORPORATE TRUST 5-8 YEAR, SERIES 1	35-2571316	40171L623	40171L631				GIGI 001	12/15/2018	3.28000	0.44116
GUGGENHEIM INVESTMENT GRADE CORP TRUST 3-7 YEAR SERIES 8	35-2579927	40171L649	40171L656				GIGS 008	1/15/2018	2.78000	0.59492
GUGGENHEIM INVESTMENT GRADE CORP TRUST 3-7 YEAR SERIES 8	35-2579927	40171L649	40171L656				GIGS 008	2/15/2018	2.74000	0.58636
GUGGENHEIM INVESTMENT GRADE CORP TRUST 3-7 YEAR SERIES 8	35-2579927	40171L649	40171L656				GIGS 008	3/15/2018	2.72000	0.58208
GUGGENHEIM INVESTMENT GRADE CORP TRUST 3-7 YEAR SERIES 8	35-2579927	40171L649	40171L656				GIGS 008	4/15/2018	2.72000	0.58208
GUGGENHEIM INVESTMENT GRADE CORP TRUST 3-7 YEAR SERIES 8	35-2579927	40171L649	40171L656				GIGS 008	5/15/2018	2.71000	0.57994
GUGGENHEIM INVESTMENT GRADE CORP TRUST 3-7 YEAR SERIES 8	35-2579927	40171L649	40171L656				GIGS 008	6/15/2018	2.72000	0.58208
GUGGENHEIM INVESTMENT GRADE CORP TRUST 3-7 YEAR SERIES 8	35-2579927	40171L649	40171L656				GIGS 008	7/15/2018	2.71000	0.57994
GUGGENHEIM INVESTMENT GRADE CORP TRUST 3-7 YEAR SERIES 8	35-2579927	40171L649	40171L656				GIGS 008	8/15/2018	2.71000	0.57994
GUGGENHEIM INVESTMENT GRADE CORP TRUST 3-7 YEAR SERIES 8	35-2579927	40171L649	40171L656				GIGS 008	9/15/2018	2.73000	0.58422
GUGGENHEIM INVESTMENT GRADE CORP TRUST 3-7 YEAR SERIES 8	35-2579927	40171L649	40171L656				GIGS 008	10/15/2018	2.70000	0.57780
GUGGENHEIM INVESTMENT GRADE CORP TRUST 3-7 YEAR SERIES 8	35-2579927	40171L649	40171L656				GIGS 008	11/15/2018	2.69000	0.57566
GUGGENHEIM INVESTMENT GRADE CORP TRUST 3-7 YEAR SERIES 8	35-2579927	40171L649	40171L656				GIGS 008	12/15/2018	2.70000	0.57780
FLAHERTY & CRUMRINE PREFERRED PORTFOLIO, SERIES 40	35-2568721	40171L664	40171L672	40171L698	40171L680		PREF 040	1/15/2018	0.03880	0.00364
FLAHERTY & CRUMRINE PREFERRED PORTFOLIO, SERIES 40	35-2568721	40171L664	40171L672	40171L698	40171L680		PREF 040	2/15/2018	0.03870	0.00363
FLAHERTY & CRUMRINE PREFERRED PORTFOLIO, SERIES 40	35-2568721	40171L664	40171L672	40171L698	40171L680		PREF 040	3/15/2018	0.03890	0.00365
FLAHERTY & CRUMRINE PREFERRED PORTFOLIO, SERIES 40	35-2568721	40171L664	40171L672	40171L698	40171L680		PREF 040	4/15/2018	0.03830	0.00360
FLAHERTY & CRUMRINE PREFERRED PORTFOLIO, SERIES 40	35-2568721	40171L664	40171L672	40171L698	40171L680		PREF 040	4/15/2018	0.18100	0.18100
FLAHERTY & CRUMRINE PREFERRED PORTFOLIO, SERIES 40	35-2568721	40171L664	40171L672	40171L698	40171L680		PREF 040	5/15/2018	0.03920	0.00368
FLAHERTY & CRUMRINE PREFERRED PORTFOLIO, SERIES 40	35-2568721	40171L664	40171L672	40171L698	40171L680		PREF 040	6/15/2018	0.03840	0.00361
FLAHERTY & CRUMRINE PREFERRED PORTFOLIO, SERIES 40	35-2568721	40171L664	40171L672	40171L698	40171L680		PREF 040	7/15/2018	0.03830	0.00360
ALTERNATIVE INCOME PORTFOLIO, SERIES 7	35-2568747	40171M225	40171M233	40171M258	40171M241		AIP 007	1/15/2018	0.07040	0.02205
ALTERNATIVE INCOME PORTFOLIO, SERIES 7	35-2568747	40171M225	40171M233	40171M258	40171M241		AIP 007	2/15/2018	0.06750	0.02114
ALTERNATIVE INCOME PORTFOLIO, SERIES 7	35-2568747	40171M225	40171M233	40171M258	40171M241		AIP 007	3/15/2018	0.06730	0.02108
ALTERNATIVE INCOME PORTFOLIO, SERIES 7	35-2568747	40171M225	40171M233	40171M258	40171M241		AIP 007	4/15/2018	0.06700	0.02098
ALTERNATIVE INCOME PORTFOLIO, SERIES 7	35-2568747	40171M225	40171M233	40171M258	40171M241		AIP 007	5/15/2018	0.06430	0.02014
ALTERNATIVE INCOME PORTFOLIO, SERIES 7	35-2568747	40171M225	40171M233	40171M258	40171M241		AIP 007	6/15/2018	0.06360	0.01992
ALTERNATIVE INCOME PORTFOLIO, SERIES 7	35-2568747	40171M225	40171M233	40171M258	40171M241		AIP 007	7/15/2018	0.06510	0.02039
ALTERNATIVE INCOME PORTFOLIO, SERIES 7	35-2568747	40171M225	40171M233	40171M258	40171M241		AIP 007	8/15/2018	0.00240	0.00240
ALTERNATIVE INCOME PORTFOLIO, SERIES 7	35-2568747	40171M225	40171M233	40171M258	40171M241		AIP 007	8/15/2018	0.08330	0.02609
ALTERNATIVE INCOME PORTFOLIO, SERIES 7	35-2568747	40171M225	40171M233	40171M258	40171M241		AIP 007	9/15/2018	0.06350	0.01989
GUGGENHEIM SHORT DURATION HIGH YIELD TRUST SERIES47	35-2583849	40171M787	40171M795				GSHY 047	1/15/2018	4.32000	0.38750
GUGGENHEIM SHORT DURATION HIGH YIELD TRUST SERIES47	35-2583849	40171M787	40171M795				GSHY 047	1/15/2018	50.26000	50.26000
GUGGENHEIM SHORT DURATION HIGH YIELD TRUST SERIES47	35-2583849	40171M787	40171M795				GSHY 047	2/15/2018	4.19000	0.37584
GUGGENHEIM SHORT DURATION HIGH YIELD TRUST SERIES47	35-2583849	40171M787	40171M795				GSHY 047	3/15/2018	4.21000	0.37764
GUGGENHEIM SHORT DURATION HIGH YIELD TRUST SERIES47	35-2583849	40171M787	40171M795				GSHY 047	4/15/2018	4.19000	0.37584

Issuer's Name	EIN	CUSIP 1	CUSIP 2	CUSIP 3	CUSIP 4	CUSIP 5	Ticker Symbol	Date of Corporate Action	Distribution Per Unit	Per Unit Reduction of Taxpayer's Basis
GUGGENHEIM SHORT DURATION HIGH YIELD TRUST SERIES47	35-2583849	40171M787	40171M795				GSHY 047	5/15/2018	4.19000	0.37584
GUGGENHEIM SHORT DURATION HIGH YIELD TRUST SERIES47	35-2583849	40171M787	40171M795				GSHY 047	6/15/2018	4.21000	0.37764
GUGGENHEIM SHORT DURATION HIGH YIELD TRUST SERIES47	35-2583849	40171M787	40171M795				GSHY 047	7/15/2018	4.18000	0.37495
GUGGENHEIM SHORT DURATION HIGH YIELD TRUST SERIES47	35-2583849	40171M787	40171M795				GSHY 047	8/15/2018	4.20000	0.37674
GUGGENHEIM SHORT DURATION HIGH YIELD TRUST SERIES47	35-2583849	40171M787	40171M795				GSHY 047	9/15/2018	4.20000	0.37674
GUGGENHEIM SHORT DURATION HIGH YIELD TRUST SERIES47	35-2583849	40171M787	40171M795				GSHY 047	10/15/2018	4.21000	0.37764
GUGGENHEIM SHORT DURATION HIGH YIELD TRUST SERIES47	35-2583849	40171M787	40171M795				GSHY 047	11/15/2018	4.24000	0.38033
GUGGENHEIM SHORT DURATION HIGH YIELD TRUST SERIES47	35-2583849	40171M787	40171M795				GSHY 047	12/15/2018	4.24000	0.38033
FLAHERTY & CRUMRINE PREFERRED PORTFOLIO, SERIES 41	35-2574319	40171M845	40171M852	40171M878	40171M860		PREF 041	1/15/2018	0.04090	0.00559
FLAHERTY & CRUMRINE PREFERRED PORTFOLIO, SERIES 41	35-2574319	40171M845	40171M852	40171M878	40171M860		PREF 041	2/15/2018	0.04090	0.00559
FLAHERTY & CRUMRINE PREFERRED PORTFOLIO, SERIES 41	35-2574319	40171M845	40171M852	40171M878	40171M860		PREF 041	3/15/2018	0.04210	0.00576
FLAHERTY & CRUMRINE PREFERRED PORTFOLIO, SERIES 41	35-2574319	40171M845	40171M852	40171M878	40171M860		PREF 041	4/15/2018	0.04160	0.00569
FLAHERTY & CRUMRINE PREFERRED PORTFOLIO, SERIES 41	35-2574319	40171M845	40171M852	40171M878	40171M860		PREF 041	4/15/2018	0.09510	0.09510
FLAHERTY & CRUMRINE PREFERRED PORTFOLIO, SERIES 41	35-2574319	40171M845	40171M852	40171M878	40171M860		PREF 041	5/15/2018	0.04390	0.00600
FLAHERTY & CRUMRINE PREFERRED PORTFOLIO, SERIES 41	35-2574319	40171M845	40171M852	40171M878	40171M860		PREF 041	6/15/2018	0.04300	0.00588
FLAHERTY & CRUMRINE PREFERRED PORTFOLIO, SERIES 41	35-2574319	40171M845	40171M852	40171M878	40171M860		PREF 041	7/15/2018	0.04300	0.00588
FLAHERTY & CRUMRINE PREFERRED PORTFOLIO, SERIES 41	35-2574319	40171M845	40171M852	40171M878	40171M860		PREF 041	8/15/2018	0.04300	0.00588
FLAHERTY & CRUMRINE PREFERRED PORTFOLIO, SERIES 41	35-2574319	40171M845	40171M852	40171M878	40171M860		PREF 041	9/15/2018	0.04290	0.00586
FLAHERTY & CRUMRINE PREFERRED PORTFOLIO, SERIES 41	35-2574319	40171M845	40171M852	40171M878	40171M860		PREF 041	10/15/2018	0.04380	0.00599
European High Dividend Portfolio, Series 7	35-2574327	40171U383	40171U391	40171U417	40171U409		EUHD 007	1/15/2018	0.01260	0.00050
European High Dividend Portfolio, Series 7	35-2574327	40171U383	40171U391	40171U417	40171U409		EUHD 007	4/15/2018	0.04240	0.00169
European High Dividend Portfolio, Series 7	35-2574327	40171U383	40171U391	40171U417	40171U409		EUHD 007	5/15/2018	0.08140	0.00324
European High Dividend Portfolio, Series 7	35-2574327	40171U383	40171U391	40171U417	40171U409		EUHD 007	6/15/2018	0.11710	0.00466
European High Dividend Portfolio, Series 7	35-2574327	40171U383	40171U391	40171U417	40171U409		EUHD 007	7/15/2018	0.00490	0.00490
European High Dividend Portfolio, Series 7	35-2574327	40171U383	40171U391	40171U417	40171U409		EUHD 007	7/15/2018	0.03110	0.00124
European High Dividend Portfolio, Series 7	35-2574327	40171U383	40171U391	40171U417	40171U409		EUHD 007	8/15/2018	0.02130	0.00085
European High Dividend Portfolio, Series 7	35-2574327	40171U383	40171U391	40171U417	40171U409		EUHD 007	8/15/2018	0.03080	0.03080
European High Dividend Portfolio, Series 7	35-2574327	40171U383	40171U391	40171U417	40171U409		EUHD 007	10/15/2018	0.00210	0.00210
European High Dividend Portfolio, Series 7	35-2574327	40171U383	40171U391	40171U417	40171U409		EUHD 007	10/15/2018	0.01790	0.00071
MLP & ENERGY FUNDS PORTFOLIO, SERIES 16	35-2574328	40171U466	40171U474	40171U490	40171U482		MLP 016	1/15/2018	0.05700	0.02647
MLP & ENERGY FUNDS PORTFOLIO, SERIES 16	35-2574328	40171U466	40171U474	40171U490	40171U482		MLP 016	2/15/2018	0.06610	0.03069
MLP & ENERGY FUNDS PORTFOLIO, SERIES 16	35-2574328	40171U466	40171U474	40171U490	40171U482		MLP 016	3/15/2018	0.05710	0.02651
MLP & ENERGY FUNDS PORTFOLIO, SERIES 16	35-2574328	40171U466	40171U474	40171U490	40171U482		MLP 016	4/15/2018	0.05700	0.02647
MLP & ENERGY FUNDS PORTFOLIO, SERIES 16	35-2574328	40171U466	40171U474	40171U490	40171U482		MLP 016	5/15/2018	0.06420	0.02981
MLP & ENERGY FUNDS PORTFOLIO, SERIES 16	35-2574328	40171U466	40171U474	40171U490	40171U482		MLP 016	6/15/2018	0.05510	0.02558
MLP & ENERGY FUNDS PORTFOLIO, SERIES 16	35-2574328	40171U466	40171U474	40171U490	40171U482		MLP 016	7/15/2018	0.05470	0.02540
MLP & ENERGY FUNDS PORTFOLIO, SERIES 16	35-2574328	40171U466	40171U474	40171U490	40171U482		MLP 016	8/15/2018	0.05470	0.02540
MLP & ENERGY FUNDS PORTFOLIO, SERIES 16	35-2574328	40171U466	40171U474	40171U490	40171U482		MLP 016	9/15/2018	0.05460	0.02535
MLP & ENERGY FUNDS PORTFOLIO, SERIES 16	35-2574328	40171U466	40171U474	40171U490	40171U482		MLP 016	10/15/2018	0.05770	0.02679
MLP & ENERGY FUNDS PORTFOLIO, SERIES 16	35-2574328	40171U466	40171U474	40171U490	40171U482		MLP 016	11/15/2018	0.05660	0.02628
ZACKS INCOME ADVANTAGE STRATEGY PORTFOLIO (2-YEAR), SERIES 19	35-2579864	40172R264	40172R272	40172R298	40172R280		TZIP 019	1/15/2018	0.04510	0.01840
ZACKS INCOME ADVANTAGE STRATEGY PORTFOLIO (2-YEAR), SERIES 19	35-2579864	40172R264	40172R272	40172R298	40172R280		TZIP 019	2/15/2018	0.04930	0.02011
ZACKS INCOME ADVANTAGE STRATEGY PORTFOLIO (2-YEAR), SERIES 19	35-2579864	40172R264	40172R272	40172R298	40172R280		TZIP 019	3/15/2018	0.04880	0.01991
ZACKS INCOME ADVANTAGE STRATEGY PORTFOLIO (2-YEAR), SERIES 19	35-2579864	40172R264	40172R272	40172R298	40172R280		TZIP 019	4/15/2018	0.04560	0.01860
ZACKS INCOME ADVANTAGE STRATEGY PORTFOLIO (2-YEAR), SERIES 19	35-2579864	40172R264	40172R272	40172R298	40172R280		TZIP 019	5/15/2018	0.04940	0.02016
ZACKS INCOME ADVANTAGE STRATEGY PORTFOLIO (2-YEAR), SERIES 19	35-2579864	40172R264	40172R272	40172R298	40172R280		TZIP 019	6/15/2018	0.04830	0.01971
ZACKS INCOME ADVANTAGE STRATEGY PORTFOLIO (2-YEAR), SERIES 19	35-2579864	40172R264	40172R272	40172R298	40172R280		TZIP 019	7/15/2018	0.02270	0.02049
ZACKS INCOME ADVANTAGE STRATEGY PORTFOLIO (2-YEAR), SERIES 19	35-2579864	40172R264	40172R272	40172R298	40172R280		TZIP 019	7/15/2018	0.04610	0.01881
ZACKS INCOME ADVANTAGE STRATEGY PORTFOLIO (2-YEAR), SERIES 19	35-2579864	40172R264	40172R272	40172R298	40172R280		TZIP 019	8/15/2018	0.04770	0.01946
ZACKS INCOME ADVANTAGE STRATEGY PORTFOLIO (2-YEAR), SERIES 19	35-2579864	40172R264	40172R272	40172R298	40172R280		TZIP 019	9/15/2018	0.04820	0.01967
ZACKS INCOME ADVANTAGE STRATEGY PORTFOLIO (2-YEAR), SERIES 19	35-2579864	40172R264	40172R272	40172R298	40172R280		TZIP 019	10/15/2018	0.04620	0.01885
ZACKS INCOME ADVANTAGE STRATEGY PORTFOLIO (2-YEAR), SERIES 19	35-2579864	40172R264	40172R272	40172R298	40172R280		TZIP 019	11/15/2018	0.04550	0.01856
ZACKS INCOME ADVANTAGE STRATEGY PORTFOLIO (2-YEAR), SERIES 19	35-2579864	40172R264	40172R272	40172R298	40172R280		TZIP 019	11/15/2018	0.11150	0.10065
ZACKS INCOME ADVANTAGE STRATEGY PORTFOLIO (2-YEAR), SERIES 19	35-2579864	40172R264	40172R272	40172R298	40172R280		TZIP 019	12/15/2018	0.04720	0.01926
GUGGENHEIM EUROPEAN CAPITAL STRENGTH PORTFOLIO, SERIES 13	35-2579865	40172R421	40172R439	40172R454	40172R447		ECAP 013	2/15/2018	0.01690	0.00012
GUGGENHEIM EUROPEAN CAPITAL STRENGTH PORTFOLIO, SERIES 13	35-2579865	40172R421	40172R439	40172R454	40172R447		ECAP 013	4/15/2018	0.01610	0.00011
GUGGENHEIM EUROPEAN CAPITAL STRENGTH PORTFOLIO, SERIES 13	35-2579865	40172R421	40172R439	40172R454	40172R447		ECAP 013	5/15/2018	0.06620	0.00046
GUGGENHEIM EUROPEAN CAPITAL STRENGTH PORTFOLIO, SERIES 13	35-2579865	40172R421	40172R439	40172R454	40172R447		ECAP 013	6/15/2018	0.03970	0.00028
GUGGENHEIM EUROPEAN CAPITAL STRENGTH PORTFOLIO, SERIES 13	35-2579865	40172R421	40172R439	40172R454	40172R447		ECAP 013	8/15/2018	0.02220	0.00016
GUGGENHEIM EUROPEAN CAPITAL STRENGTH PORTFOLIO, SERIES 13	35-2579865	40172R421	40172R439	40172R454	40172R447		ECAP 013	11/15/2018	0.03040	0.00021
GUGGENHEIM EUROPEAN CAPITAL STRENGTH PORTFOLIO, SERIES 13	35-2579865	40172R421	40172R439	40172R454	40172R447		ECAP 013	12/31/2018	0.00700	0.00005

Issuer's Name	EIN	CUSIP 1	CUSIP 2	CUSIP 3	CUSIP 4	CUSIP 5	Ticker Symbol	Date of Corporate Action	Distribution Per Unit	Per Unit Reduction of Taxpayer's Basis
TOTAL INCOME PORTFOLIO, SERIES 9	35-2579866	40172R587	40172R595	40172R611	40172R603		TIP 009	1/15/2018	0.03730	0.00868
TOTAL INCOME PORTFOLIO, SERIES 9	35-2579866	40172R587	40172R595	40172R611	40172R603		TIP 009	2/15/2018	0.03570	0.00831
TOTAL INCOME PORTFOLIO, SERIES 9	35-2579866	40172R587	40172R595	40172R611	40172R603		TIP 009	3/15/2018	0.03620	0.00842
TOTAL INCOME PORTFOLIO, SERIES 9	35-2579866	40172R587	40172R595	40172R611	40172R603		TIP 009	4/15/2018	0.03700	0.00861
TOTAL INCOME PORTFOLIO, SERIES 9	35-2579866	40172R587	40172R595	40172R611	40172R603		TIP 009	5/15/2018	0.03590	0.00835
TOTAL INCOME PORTFOLIO, SERIES 9	35-2579866	40172R587	40172R595	40172R611	40172R603		TIP 009	6/15/2018	0.03720	0.00866
TOTAL INCOME PORTFOLIO, SERIES 9	35-2579866	40172R587	40172R595	40172R611	40172R603		TIP 009	7/15/2018	0.03790	0.00882
TOTAL INCOME PORTFOLIO, SERIES 9	35-2579866	40172R587	40172R595	40172R611	40172R603		TIP 009	8/15/2018	0.04360	0.01015
TOTAL INCOME PORTFOLIO, SERIES 9	35-2579866	40172R587	40172R595	40172R611	40172R603		TIP 009	9/15/2018	0.00060	0.00060
TOTAL INCOME PORTFOLIO, SERIES 9	35-2579866	40172R587	40172R595	40172R611	40172R603		TIP 009	9/15/2018	0.03700	0.00861
TOTAL INCOME PORTFOLIO, SERIES 9	35-2579866	40172R587	40172R595	40172R611	40172R603		TIP 009	10/15/2018	0.03820	0.00889
TOTAL INCOME PORTFOLIO, SERIES 9	35-2579866	40172R587	40172R595	40172R611	40172R603		TIP 009	11/15/2018	0.03700	0.00861
TOTAL INCOME PORTFOLIO, SERIES 9	35-2579866	40172R587	40172R595	40172R611	40172R603		TIP 009	12/15/2018	0.03700	0.00861
GUGGENHEIM INVESTMENT GRADE CORP TRUST 3-7 YEAR SERIES 9	35-2596569	40172R744	40172R751				GIGS 009	1/15/2018	2.94000	0.74500
GUGGENHEIM INVESTMENT GRADE CORP TRUST 3-7 YEAR SERIES 9	35-2596569	40172R744	40172R751				GIGS 009	2/15/2018	2.95000	0.74753
GUGGENHEIM INVESTMENT GRADE CORP TRUST 3-7 YEAR SERIES 9	35-2596569	40172R744	40172R751				GIGS 009	3/15/2018	2.94000	0.74500
GUGGENHEIM INVESTMENT GRADE CORP TRUST 3-7 YEAR SERIES 9	35-2596569	40172R744	40172R751				GIGS 009	4/15/2018	2.96000	0.75006
GUGGENHEIM INVESTMENT GRADE CORP TRUST 3-7 YEAR SERIES 9	35-2596569	40172R744	40172R751				GIGS 009	5/15/2018	2.95000	0.74753
GUGGENHEIM INVESTMENT GRADE CORP TRUST 3-7 YEAR SERIES 9	35-2596569	40172R744	40172R751				GIGS 009	6/15/2018	2.94000	0.74500
GUGGENHEIM INVESTMENT GRADE CORP TRUST 3-7 YEAR SERIES 9	35-2596569	40172R744	40172R751				GIGS 009	7/15/2018	2.97000	0.75260
GUGGENHEIM INVESTMENT GRADE CORP TRUST 3-7 YEAR SERIES 9	35-2596569	40172R744	40172R751				GIGS 009	8/15/2018	2.96000	0.75006
GUGGENHEIM INVESTMENT GRADE CORP TRUST 3-7 YEAR SERIES 9	35-2596569	40172R744	40172R751				GIGS 009	9/15/2018	2.96000	0.75006
GUGGENHEIM INVESTMENT GRADE CORP TRUST 3-7 YEAR SERIES 9	35-2596569	40172R744	40172R751				GIGS 009	10/15/2018	2.97000	0.75260
GUGGENHEIM INVESTMENT GRADE CORP TRUST 3-7 YEAR SERIES 9	35-2596569	40172R744	40172R751				GIGS 009	11/15/2018	2.99000	0.75767
GUGGENHEIM INVESTMENT GRADE CORP TRUST 3-7 YEAR SERIES 9	35-2596569	40172R744	40172R751				GIGS 009	12/15/2018	2.98000	0.75513
MLP & ENERGY FUNDS PORTFOLIO, SERIES 17	35-2583785	40172T146	40172T153	40172T179	40172T161		MLP 017	1/15/2018	0.05940	0.03402
MLP & ENERGY FUNDS PORTFOLIO, SERIES 17	35-2583785	40172T146	40172T153	40172T179	40172T161		MLP 017	2/15/2018	0.06860	0.03929
MLP & ENERGY FUNDS PORTFOLIO, SERIES 17	35-2583785	40172T146	40172T153	40172T179	40172T161		MLP 017	3/15/2018	0.05950	0.03408
MLP & ENERGY FUNDS PORTFOLIO, SERIES 17	35-2583785	40172T146	40172T153	40172T179	40172T161		MLP 017	4/15/2018	0.05950	0.03408
MLP & ENERGY FUNDS PORTFOLIO, SERIES 17	35-2583785	40172T146	40172T153	40172T179	40172T161		MLP 017	5/15/2018	0.06610	0.03786
MLP & ENERGY FUNDS PORTFOLIO, SERIES 17	35-2583785	40172T146	40172T153	40172T179	40172T161		MLP 017	6/15/2018	0.05700	0.03264
MLP & ENERGY FUNDS PORTFOLIO, SERIES 17	35-2583785	40172T146	40172T153	40172T179	40172T161		MLP 017	7/15/2018	0.00570	0.00570
MLP & ENERGY FUNDS PORTFOLIO, SERIES 17	35-2583785	40172T146	40172T153	40172T179	40172T161		MLP 017	7/15/2018	0.05650	0.03236
MLP & ENERGY FUNDS PORTFOLIO, SERIES 17	35-2583785	40172T146	40172T153	40172T179	40172T161		MLP 017	8/15/2018	0.05650	0.03236
MLP & ENERGY FUNDS PORTFOLIO, SERIES 17	35-2583785	40172T146	40172T153	40172T179	40172T161		MLP 017	9/15/2018	0.05650	0.03236
MLP & ENERGY FUNDS PORTFOLIO, SERIES 17	35-2583785	40172T146	40172T153	40172T179	40172T161		MLP 017	10/15/2018	0.05950	0.03408
MLP & ENERGY FUNDS PORTFOLIO, SERIES 17	35-2583785	40172T146	40172T153	40172T179	40172T161		MLP 017	11/15/2018	0.05890	0.03373
MLP & ENERGY FUNDS PORTFOLIO, SERIES 17	35-2583785	40172T146	40172T153	40172T179	40172T161		MLP 017	12/15/2018	0.05880	0.03367
Alternative Income Portfolio, Series 8	35-2587050	40172T468	40172T476	40172T492	40172T484		AIP 008	1/15/2018	0.07100	0.02471
Alternative Income Portfolio, Series 8	35-2587050	40172T468	40172T476	40172T492	40172T484		AIP 008	2/15/2018	0.06730	0.02342
Alternative Income Portfolio, Series 8	35-2587050	40172T468	40172T476	40172T492	40172T484		AIP 008	3/15/2018	0.06700	0.02332
Alternative Income Portfolio, Series 8	35-2587050	40172T468	40172T476	40172T492	40172T484		AIP 008	4/15/2018	0.06720	0.02339
Alternative Income Portfolio, Series 8	35-2587050	40172T468	40172T476	40172T492	40172T484		AIP 008	5/15/2018	0.06420	0.02234
Alternative Income Portfolio, Series 8	35-2587050	40172T468	40172T476	40172T492	40172T484		AIP 008	6/15/2018	0.06430	0.02238
Alternative Income Portfolio, Series 8	35-2587050	40172T468	40172T476	40172T492	40172T484		AIP 008	7/15/2018	0.06620	0.02304
Alternative Income Portfolio, Series 8	35-2587050	40172T468	40172T476	40172T492	40172T484		AIP 008	8/15/2018	0.00240	0.00240
Alternative Income Portfolio, Series 8	35-2587050	40172T468	40172T476	40172T492	40172T484		AIP 008	8/15/2018	0.08440	0.02937
Alternative Income Portfolio, Series 8	35-2587050	40172T468	40172T476	40172T492	40172T484		AIP 008	9/15/2018	0.06450	0.02245
Alternative Income Portfolio, Series 8	35-2587050	40172T468	40172T476	40172T492	40172T484		AIP 008	10/15/2018	0.06440	0.02241
Alternative Income Portfolio, Series 8	35-2587050	40172T468	40172T476	40172T492	40172T484		AIP 008	10/15/2018	0.12240	0.12240
Alternative Income Portfolio, Series 8	35-2587050	40172T468	40172T476	40172T492	40172T484		AIP 008	11/15/2018	0.06410	0.02231
Alternative Income Portfolio, Series 8	35-2587050	40172T468	40172T476	40172T492	40172T484		AIP 008	12/15/2018	0.06640	0.02311
GUGGENHEIM SHORT DURATION HIGH YIELD TRUST SERIES48	35-2603965	40172U226	40172U234				GSHY 048	1/15/2018	5.20000	0.67548
GUGGENHEIM SHORT DURATION HIGH YIELD TRUST SERIES48	35-2603965	40172U226	40172U234				GSHY 048	2/15/2018	5.20000	0.67548
GUGGENHEIM SHORT DURATION HIGH YIELD TRUST SERIES48	35-2603965	40172U226	40172U234				GSHY 048	3/15/2018	5.21000	0.67678
GUGGENHEIM SHORT DURATION HIGH YIELD TRUST SERIES48	35-2603965	40172U226	40172U234				GSHY 048	4/15/2018	5.20000	0.67548
GUGGENHEIM SHORT DURATION HIGH YIELD TRUST SERIES48	35-2603965	40172U226	40172U234				GSHY 048	5/15/2018	5.20000	0.67548
GUGGENHEIM SHORT DURATION HIGH YIELD TRUST SERIES48	35-2603965	40172U226	40172U234				GSHY 048	6/15/2018	5.20000	0.67548
GUGGENHEIM SHORT DURATION HIGH YIELD TRUST SERIES48	35-2603965	40172U226	40172U234				GSHY 048	7/15/2018	5.22000	0.67808
GUGGENHEIM SHORT DURATION HIGH YIELD TRUST SERIES48	35-2603965	40172U226	40172U234				GSHY 048	8/15/2018	5.20000	0.67548
GUGGENHEIM SHORT DURATION HIGH YIELD TRUST SERIES48	35-2603965	40172U226	40172U234				GSHY 048	9/15/2018	5.21000	0.67678
GUGGENHEIM SHORT DURATION HIGH YIELD TRUST SERIES48	35-2603965	40172U226	40172U234				GSHY 048	10/15/2018	5.20000	0.67548
GUGGENHEIM SHORT DURATION HIGH YIELD TRUST SERIES48	35-2603965	40172U226	40172U234				GSHY 048	11/15/2018	5.24000	0.68068

Issuer's Name	EIN	CUSIP 1	CUSIP 2	CUSIP 3	CUSIP 4	CUSIP 5	Ticker Symbol	Date of Corporate Action	Distribution Per Unit	Per Unit Reduction of Taxpayer's Basis
GUGGENHEIM SHORT DURATION HIGH YIELD TRUST SERIES48	35-2603965	40172U226	40172U234				GSHY 048	12/15/2018	5.24000	0.68068
Flaherty & Crumrine Preferred Portfolio, Series 42	35-2587117	40172U440	40172U457	40172U473	40172U465		PREF 042	1/15/2018	0.03930	0.00323
Flaherty & Crumrine Preferred Portfolio, Series 42	35-2587117	40172U440	40172U457	40172U473	40172U465		PREF 042	2/15/2018	0.03890	0.00320
Flaherty & Crumrine Preferred Portfolio, Series 42	35-2587117	40172U440	40172U457	40172U473	40172U465		PREF 042	3/15/2018	0.03960	0.00326
Flaherty & Crumrine Preferred Portfolio, Series 42	35-2587117	40172U440	40172U457	40172U473	40172U465		PREF 042	4/15/2018	0.03960	0.00326
Flaherty & Crumrine Preferred Portfolio, Series 42	35-2587117	40172U440	40172U457	40172U473	40172U465		PREF 042	5/15/2018	0.04160	0.00342
Flaherty & Crumrine Preferred Portfolio, Series 42	35-2587117	40172U440	40172U457	40172U473	40172U465		PREF 042	6/15/2018	0.04030	0.00331
Flaherty & Crumrine Preferred Portfolio, Series 42	35-2587117	40172U440	40172U457	40172U473	40172U465		PREF 042	7/15/2018	0.04030	0.00331
Flaherty & Crumrine Preferred Portfolio, Series 42	35-2587117	40172U440	40172U457	40172U473	40172U465		PREF 042	8/15/2018	0.04030	0.00331
Flaherty & Crumrine Preferred Portfolio, Series 42	35-2587117	40172U440	40172U457	40172U473	40172U465		PREF 042	9/15/2018	0.04030	0.00331
Flaherty & Crumrine Preferred Portfolio, Series 42	35-2587117	40172U440	40172U457	40172U473	40172U465		PREF 042	10/15/2018	0.04150	0.00341
Flaherty & Crumrine Preferred Portfolio, Series 42	35-2587117	40172U440	40172U457	40172U473	40172U465		PREF 042	11/15/2018	0.04150	0.00341
Flaherty & Crumrine Preferred Portfolio, Series 42	35-2587117	40172U440	40172U457	40172U473	40172U465		PREF 042	12/15/2018	0.04150	0.00341
Zacks Income Advantage Strategy Portfolio (2-year), Series 20	35-2587118	40172U564	40172U572	40172U598	40172U580		TZIP 020	1/15/2018	0.04720	0.01938
Zacks Income Advantage Strategy Portfolio (2-year), Series 20	35-2587118	40172U564	40172U572	40172U598	40172U580		TZIP 020	2/15/2018	0.05160	0.02119
Zacks Income Advantage Strategy Portfolio (2-year), Series 20	35-2587118	40172U564	40172U572	40172U598	40172U580		TZIP 020	3/15/2018	0.05250	0.02156
Zacks Income Advantage Strategy Portfolio (2-year), Series 20	35-2587118	40172U564	40172U572	40172U598	40172U580		TZIP 020	4/15/2018	0.04780	0.01963
Zacks Income Advantage Strategy Portfolio (2-year), Series 20	35-2587118	40172U564	40172U572	40172U598	40172U580		TZIP 020	5/15/2018	0.05090	0.02090
Zacks Income Advantage Strategy Portfolio (2-year), Series 20	35-2587118	40172U564	40172U572	40172U598	40172U580		TZIP 020	6/15/2018	0.05180	0.02127
Zacks Income Advantage Strategy Portfolio (2-year), Series 20	35-2587118	40172U564	40172U572	40172U598	40172U580		TZIP 020	7/15/2018	0.04770	0.01959
Zacks Income Advantage Strategy Portfolio (2-year), Series 20	35-2587118	40172U564	40172U572	40172U598	40172U580		TZIP 020	7/15/2018	0.05610	0.05183
Zacks Income Advantage Strategy Portfolio (2-year), Series 20	35-2587118	40172U564	40172U572	40172U598	40172U580		TZIP 020	8/15/2018	0.04750	0.01950
Zacks Income Advantage Strategy Portfolio (2-year), Series 20	35-2587118	40172U564	40172U572	40172U598	40172U580		TZIP 020	9/15/2018	0.05040	0.02069
Zacks Income Advantage Strategy Portfolio (2-year), Series 20	35-2587118	40172U564	40172U572	40172U598	40172U580		TZIP 020	10/15/2018	0.04620	0.01897
Zacks Income Advantage Strategy Portfolio (2-year), Series 20	35-2587118	40172U564	40172U572	40172U598	40172U580		TZIP 020	10/15/2018	0.05970	0.05515
Zacks Income Advantage Strategy Portfolio (2-year), Series 20	35-2587118	40172U564	40172U572	40172U598	40172U580		TZIP 020	11/15/2018	0.04650	0.01909
Zacks Income Advantage Strategy Portfolio (2-year), Series 20	35-2587118	40172U564	40172U572	40172U598	40172U580		TZIP 020	12/15/2018	0.05010	0.02057
Flaherty & Crumrine Preferred Portfolio, Series 43	35-2594983	40172U804	40172U812	40172U838	40172U820		PREF 043	1/15/2018	0.03940	0.00309
Flaherty & Crumrine Preferred Portfolio, Series 43	35-2594983	40172U804	40172U812	40172U838	40172U820		PREF 043	2/15/2018	0.03900	0.00306
Flaherty & Crumrine Preferred Portfolio, Series 43	35-2594983	40172U804	40172U812	40172U838	40172U820		PREF 043	3/15/2018	0.03980	0.00312
Flaherty & Crumrine Preferred Portfolio, Series 43	35-2594983	40172U804	40172U812	40172U838	40172U820		PREF 043	4/15/2018	0.03940	0.00309
Flaherty & Crumrine Preferred Portfolio, Series 43	35-2594983	40172U804	40172U812	40172U838	40172U820		PREF 043	5/15/2018	0.04170	0.00327
Flaherty & Crumrine Preferred Portfolio, Series 43	35-2594983	40172U804	40172U812	40172U838	40172U820		PREF 043	6/15/2018	0.04040	0.00317
Flaherty & Crumrine Preferred Portfolio, Series 43	35-2594983	40172U804	40172U812	40172U838	40172U820		PREF 043	7/15/2018	0.04040	0.00317
Flaherty & Crumrine Preferred Portfolio, Series 43	35-2594983	40172U804	40172U812	40172U838	40172U820		PREF 043	8/15/2018	0.04030	0.00316
Flaherty & Crumrine Preferred Portfolio, Series 43	35-2594983	40172U804	40172U812	40172U838	40172U820		PREF 043	9/15/2018	0.04020	0.00316
Flaherty & Crumrine Preferred Portfolio, Series 43	35-2594983	40172U804	40172U812	40172U838	40172U820		PREF 043	10/15/2018	0.04140	0.00325
Flaherty & Crumrine Preferred Portfolio, Series 43	35-2594983	40172U804	40172U812	40172U838	40172U820		PREF 043	11/15/2018	0.04130	0.00324
Flaherty & Crumrine Preferred Portfolio, Series 43	35-2594983	40172U804	40172U812	40172U838	40172U820		PREF 043	12/15/2018	0.04130	0.00324
Guggenheim European Capital Strength Portfolio, Series 14	35-2594984	40172U846	40172U853	40172U879	40172U861		ECAP 014	3/15/2018	0.01570	0.00289
Guggenheim European Capital Strength Portfolio, Series 14	35-2594984	40172U846	40172U853	40172U879	40172U861		ECAP 014	4/15/2018	0.02520	0.00464
Guggenheim European Capital Strength Portfolio, Series 14	35-2594984	40172U846	40172U853	40172U879	40172U861		ECAP 014	5/15/2018	0.07060	0.01299
Guggenheim European Capital Strength Portfolio, Series 14	35-2594984	40172U846	40172U853	40172U879	40172U861		ECAP 014	6/15/2018	0.00800	0.00800
Guggenheim European Capital Strength Portfolio, Series 14	35-2594984	40172U846	40172U853	40172U879	40172U861		ECAP 014	6/15/2018	0.03830	0.00705
Guggenheim European Capital Strength Portfolio, Series 14	35-2594984	40172U846	40172U853	40172U879	40172U861		ECAP 014	7/15/2018	0.01820	0.00335
Guggenheim European Capital Strength Portfolio, Series 14	35-2594984	40172U846	40172U853	40172U879	40172U861		ECAP 014	8/15/2018	0.01380	0.00254
Guggenheim European Capital Strength Portfolio, Series 14	35-2594984	40172U846	40172U853	40172U879	40172U861		ECAP 014	12/15/2018	0.01170	0.00215
GUGGENHEIM INVESTMENT GRADE CORPORATE TRUST 5-8 YEAR, SERIES 2	35-2590487	40172V141	40172V158				GIGI 002	1/15/2018	3.36000	0.18782
GUGGENHEIM INVESTMENT GRADE CORPORATE TRUST 5-8 YEAR, SERIES 2	35-2590487	40172V141	40172V158				GIGI 002	2/15/2018	3.37000	0.18838
GUGGENHEIM INVESTMENT GRADE CORPORATE TRUST 5-8 YEAR, SERIES 2	35-2590487	40172V141	40172V158				GIGI 002	3/15/2018	3.37000	0.18838
GUGGENHEIM INVESTMENT GRADE CORPORATE TRUST 5-8 YEAR, SERIES 2	35-2590487	40172V141	40172V158				GIGI 002	4/15/2018	3.40000	0.19006
GUGGENHEIM INVESTMENT GRADE CORPORATE TRUST 5-8 YEAR, SERIES 2	35-2590487	40172V141	40172V158				GIGI 002	5/15/2018	3.40000	0.19006
GUGGENHEIM INVESTMENT GRADE CORPORATE TRUST 5-8 YEAR, SERIES 2	35-2590487	40172V141	40172V158				GIGI 002	6/15/2018	3.35000	0.18727
GUGGENHEIM INVESTMENT GRADE CORPORATE TRUST 5-8 YEAR, SERIES 2	35-2590487	40172V141	40172V158				GIGI 002	7/15/2018	3.35000	0.18727
GUGGENHEIM INVESTMENT GRADE CORPORATE TRUST 5-8 YEAR, SERIES 2	35-2590487	40172V141	40172V158				GIGI 002	8/15/2018	3.33000	0.18615
GUGGENHEIM INVESTMENT GRADE CORPORATE TRUST 5-8 YEAR, SERIES 2	35-2590487	40172V141	40172V158				GIGI 002	9/15/2018	3.33000	0.18615
GUGGENHEIM INVESTMENT GRADE CORPORATE TRUST 5-8 YEAR, SERIES 2	35-2590487	40172V141	40172V158				GIGI 002	10/15/2018	3.36000	0.18782
GUGGENHEIM INVESTMENT GRADE CORPORATE TRUST 5-8 YEAR, SERIES 2	35-2590487	40172V141	40172V158				GIGI 002	11/15/2018	3.38000	0.18894
GUGGENHEIM INVESTMENT GRADE CORPORATE TRUST 5-8 YEAR, SERIES 2	35-2590487	40172V141	40172V158				GIGI 002	12/15/2018	3.38000	0.18894
EUROPEAN HIGH DIVIDEND PORTFOLIO, SERIES 8	35-2590543	40172V521	40172V539	40172V554	40172V547		EUHD 008	4/15/2018	0.04530	0.00352
EUROPEAN HIGH DIVIDEND PORTFOLIO, SERIES 8	35-2590543	40172V521	40172V539	40172V554	40172V547		EUHD 008	5/15/2018	0.12020	0.00935

Issuer's Name	EIN	CUSIP 1	CUSIP 2	CUSIP 3	CUSIP 4	CUSIP 5	Ticker Symbol	Date of Corporate Action	Distribution Per Unit	Per Unit Reduction of Taxpayer's Basis
EUROPEAN HIGH DIVIDEND PORTFOLIO, SERIES 8	35-2590543	40172V521	40172V539	40172V554	40172V547		EUHD 008	6/15/2018	0.08020	0.00624
EUROPEAN HIGH DIVIDEND PORTFOLIO, SERIES 8	35-2590543	40172V521	40172V539	40172V554	40172V547		EUHD 008	7/15/2018	0.03350	0.00261
EUROPEAN HIGH DIVIDEND PORTFOLIO, SERIES 8	35-2590543	40172V521	40172V539	40172V554	40172V547		EUHD 008	8/15/2018	0.01040	0.00081
EUROPEAN HIGH DIVIDEND PORTFOLIO, SERIES 8	35-2590543	40172V521	40172V539	40172V554	40172V547		EUHD 008	10/15/2018	0.03550	0.00276
EUROPEAN HIGH DIVIDEND PORTFOLIO, SERIES 8	35-2590543	40172V521	40172V539	40172V554	40172V547		EUHD 008	11/15/2018	0.01840	0.00143
MLP & Energy Funds Portfolio, Series 18	35-2590544	40172V604	40172V612	40172V638	40172V620		MLP 018	1/15/2018	0.06540	0.03220
MLP & Energy Funds Portfolio, Series 18	35-2590544	40172V604	40172V612	40172V638	40172V620		MLP 018	2/15/2018	0.07460	0.03673
MLP & Energy Funds Portfolio, Series 18	35-2590544	40172V604	40172V612	40172V638	40172V620		MLP 018	3/15/2018	0.06590	0.03245
MLP & Energy Funds Portfolio, Series 18	35-2590544	40172V604	40172V612	40172V638	40172V620		MLP 018	4/15/2018	0.06590	0.03245
MLP & Energy Funds Portfolio, Series 18	35-2590544	40172V604	40172V612	40172V638	40172V620		MLP 018	5/15/2018	0.07370	0.03629
MLP & Energy Funds Portfolio, Series 18	35-2590544	40172V604	40172V612	40172V638	40172V620		MLP 018	6/15/2018	0.06500	0.03201
MLP & Energy Funds Portfolio, Series 18	35-2590544	40172V604	40172V612	40172V638	40172V620		MLP 018	7/15/2018	0.06020	0.00620
MLP & Energy Funds Portfolio, Series 18	35-2590544	40172V604	40172V612	40172V638	40172V620		MLP 018	7/15/2018	0.06500	0.03201
MLP & Energy Funds Portfolio, Series 18	35-2590544	40172V604	40172V612	40172V638	40172V620		MLP 018	8/15/2018	0.06570	0.03235
MLP & Energy Funds Portfolio, Series 18	35-2590544	40172V604	40172V612	40172V638	40172V620		MLP 018	9/15/2018	0.06450	0.03176
MLP & Energy Funds Portfolio, Series 18	35-2590544	40172V604	40172V612	40172V638	40172V620		MLP 018	10/15/2018	0.06750	0.03324
MLP & Energy Funds Portfolio, Series 18	35-2590544	40172V604	40172V612	40172V638	40172V620		MLP 018	11/15/2018	0.06680	0.03289
MLP & Energy Funds Portfolio, Series 18	35-2590544	40172V604	40172V612	40172V638	40172V620		MLP 018	12/15/2018	0.06660	0.03279
S&P Global Dividend Aristocrats Select 25 StrategyPortfolio, Series 4	35-2596532	40172W347	40172W354	40172W370	40172W362		GACT 004	1/15/2018	0.02600	0.00579
S&P Global Dividend Aristocrats Select 25 StrategyPortfolio, Series 4	35-2596532	40172W347	40172W354	40172W370	40172W362		GACT 004	2/15/2018	0.02970	0.00661
S&P Global Dividend Aristocrats Select 25 StrategyPortfolio, Series 4	35-2596532	40172W347	40172W354	40172W370	40172W362		GACT 004	3/15/2018	0.02750	0.00612
S&P Global Dividend Aristocrats Select 25 StrategyPortfolio, Series 4	35-2596532	40172W347	40172W354	40172W370	40172W362		GACT 004	4/15/2018	0.02760	0.00614
S&P Global Dividend Aristocrats Select 25 StrategyPortfolio, Series 4	35-2596532	40172W347	40172W354	40172W370	40172W362		GACT 004	5/15/2018	0.02870	0.00639
S&P Global Dividend Aristocrats Select 25 StrategyPortfolio, Series 4	35-2596532	40172W347	40172W354	40172W370	40172W362		GACT 004	6/15/2018	0.02920	0.00650
S&P Global Dividend Aristocrats Select 25 StrategyPortfolio, Series 4	35-2596532	40172W347	40172W354	40172W370	40172W362		GACT 004	7/15/2018	0.02920	0.00650
S&P Global Dividend Aristocrats Select 25 StrategyPortfolio, Series 4	35-2596532	40172W347	40172W354	40172W370	40172W362		GACT 004	8/15/2018	0.02910	0.00647
S&P Global Dividend Aristocrats Select 25 StrategyPortfolio, Series 4	35-2596532	40172W347	40172W354	40172W370	40172W362		GACT 004	9/15/2018	0.02690	0.00599
Total Income Portfolio, Series 10	35-2596533	40172W545	40172W552	40172W578	40172W560		TIP 010	1/15/2018	0.04110	0.00563
Total Income Portfolio, Series 10	35-2596533	40172W545	40172W552	40172W578	40172W560		TIP 010	2/15/2018	0.03990	0.00547
Total Income Portfolio, Series 10	35-2596533	40172W545	40172W552	40172W578	40172W560		TIP 010	3/15/2018	0.03930	0.00538
Total Income Portfolio, Series 10	35-2596533	40172W545	40172W552	40172W578	40172W560		TIP 010	4/15/2018	0.04040	0.00553
Total Income Portfolio, Series 10	35-2596533	40172W545	40172W552	40172W578	40172W560		TIP 010	5/15/2018	0.03990	0.00547
Total Income Portfolio, Series 10	35-2596533	40172W545	40172W552	40172W578	40172W560		TIP 010	6/15/2018	0.04060	0.00556
Total Income Portfolio, Series 10	35-2596533	40172W545	40172W552	40172W578	40172W560		TIP 010	7/15/2018	0.04200	0.00575
Total Income Portfolio, Series 10	35-2596533	40172W545	40172W552	40172W578	40172W560		TIP 010	8/15/2018	0.04860	0.00666
Total Income Portfolio, Series 10	35-2596533	40172W545	40172W552	40172W578	40172W560		TIP 010	9/15/2018	0.04060	0.00556
Total Income Portfolio, Series 10	35-2596533	40172W545	40172W552	40172W578	40172W560		TIP 010	10/15/2018	0.04170	0.00571
Total Income Portfolio, Series 10	35-2596533	40172W545	40172W552	40172W578	40172W560		TIP 010	11/15/2018	0.04070	0.00558
Total Income Portfolio, Series 10	35-2596533	40172W545	40172W552	40172W578	40172W560		TIP 010	12/15/2018	0.04060	0.00556
BDC SCORECARD PORTFOLIO, SERIES 9	35-2603982	40172X220	40172X238	40172X253	40172X246		BDCS 009	1/15/2018	0.07980	0.01744
BDC SCORECARD PORTFOLIO, SERIES 9	35-2603982	40172X220	40172X238	40172X253	40172X246		BDCS 009	2/15/2018	0.07280	0.01591
BDC SCORECARD PORTFOLIO, SERIES 9	35-2603982	40172X220	40172X238	40172X253	40172X246		BDCS 009	3/15/2018	0.07250	0.01584
BDC SCORECARD PORTFOLIO, SERIES 9	35-2603982	40172X220	40172X238	40172X253	40172X246		BDCS 009	4/15/2018	0.07190	0.01571
BDC SCORECARD PORTFOLIO, SERIES 9	35-2603982	40172X220	40172X238	40172X253	40172X246		BDCS 009	5/15/2018	0.06770	0.01479
BDC SCORECARD PORTFOLIO, SERIES 9	35-2603982	40172X220	40172X238	40172X253	40172X246		BDCS 009	6/15/2018	0.06700	0.01464
BDC SCORECARD PORTFOLIO, SERIES 9	35-2603982	40172X220	40172X238	40172X253	40172X246		BDCS 009	7/15/2018	0.06950	0.01519
BDC SCORECARD PORTFOLIO, SERIES 9	35-2603982	40172X220	40172X238	40172X253	40172X246		BDCS 009	8/15/2018	0.12500	0.02731
BDC SCORECARD PORTFOLIO, SERIES 9	35-2603982	40172X220	40172X238	40172X253	40172X246		BDCS 009	9/15/2018	0.12500	0.02731
BDC SCORECARD PORTFOLIO, SERIES 9	35-2603982	40172X220	40172X238	40172X253	40172X246		BDCS 009	10/15/2018	0.07040	0.01538
BDC SCORECARD PORTFOLIO, SERIES 9	35-2603982	40172X220	40172X238	40172X253	40172X246		BDCS 009	11/15/2018	0.06810	0.01488
MLP & ENERGY FUNDS PORTFOLIO, SERIES 19	35-2600377	40172X428	40172X436	40172X451	40172X444		MLP 019	1/15/2018	0.06870	0.03408
MLP & ENERGY FUNDS PORTFOLIO, SERIES 19	35-2600377	40172X428	40172X436	40172X451	40172X444		MLP 019	2/15/2018	0.06870	0.03408
MLP & ENERGY FUNDS PORTFOLIO, SERIES 19	35-2600377	40172X428	40172X436	40172X451	40172X444		MLP 019	3/15/2018	0.06820	0.03383
MLP & ENERGY FUNDS PORTFOLIO, SERIES 19	35-2600377	40172X428	40172X436	40172X451	40172X444		MLP 019	4/15/2018	0.06630	0.03288
MLP & ENERGY FUNDS PORTFOLIO, SERIES 19	35-2600377	40172X428	40172X436	40172X451	40172X444		MLP 019	5/15/2018	0.06600	0.03274
MLP & ENERGY FUNDS PORTFOLIO, SERIES 19	35-2600377	40172X428	40172X436	40172X451	40172X444		MLP 019	6/15/2018	0.06600	0.03274
MLP & ENERGY FUNDS PORTFOLIO, SERIES 19	35-2600377	40172X428	40172X436	40172X451	40172X444		MLP 019	7/15/2018	0.06020	0.00620
MLP & ENERGY FUNDS PORTFOLIO, SERIES 19	35-2600377	40172X428	40172X436	40172X451	40172X444		MLP 019	7/15/2018	0.06600	0.03274
MLP & ENERGY FUNDS PORTFOLIO, SERIES 19	35-2600377	40172X428	40172X436	40172X451	40172X444		MLP 019	8/15/2018	0.06640	0.03293
MLP & ENERGY FUNDS PORTFOLIO, SERIES 19	35-2600377	40172X428	40172X436	40172X451	40172X444		MLP 019	9/15/2018	0.06540	0.03244
MLP & ENERGY FUNDS PORTFOLIO, SERIES 19	35-2600377	40172X428	40172X436	40172X451	40172X444		MLP 019	10/15/2018	0.06550	0.03249
MLP & ENERGY FUNDS PORTFOLIO, SERIES 19	35-2600377	40172X428	40172X436	40172X451	40172X444		MLP 019	11/15/2018	0.06470	0.03209

Issuer's Name	EIN	CUSIP 1	CUSIP 2	CUSIP 3	CUSIP 4	CUSIP 5	Ticker Symbol	Date of Corporate Action	Distribution Per Unit	Per Unit Reduction of Taxpayer's Basis
MLP & ENERGY FUNDS PORTFOLIO, SERIES 19	35-2600377	40172X428	40172X436	40172X451	40172X444		MLP 019	12/15/2018	0.06490	0.03219
GUGGENHEIM INVESTMENT GRADE CORP TRUST 3-7 YEAR SERIES 10	35-2609346	40172X469	40172X477				GIGS 010	1/15/2018	2.75000	1.25648
GUGGENHEIM INVESTMENT GRADE CORP TRUST 3-7 YEAR SERIES 10	35-2609346	40172X469	40172X477				GIGS 010	2/15/2018	2.74000	1.25191
GUGGENHEIM INVESTMENT GRADE CORP TRUST 3-7 YEAR SERIES 10	35-2609346	40172X469	40172X477				GIGS 010	3/15/2018	2.73000	1.24734
GUGGENHEIM INVESTMENT GRADE CORP TRUST 3-7 YEAR SERIES 10	35-2609346	40172X469	40172X477				GIGS 010	4/15/2018	2.75000	1.25648
GUGGENHEIM INVESTMENT GRADE CORP TRUST 3-7 YEAR SERIES 10	35-2609346	40172X469	40172X477				GIGS 010	5/15/2018	2.74000	1.25191
GUGGENHEIM INVESTMENT GRADE CORP TRUST 3-7 YEAR SERIES 10	35-2609346	40172X469	40172X477				GIGS 010	6/15/2018	2.74000	1.25191
GUGGENHEIM INVESTMENT GRADE CORP TRUST 3-7 YEAR SERIES 10	35-2609346	40172X469	40172X477				GIGS 010	7/15/2018	2.74000	1.25191
GUGGENHEIM INVESTMENT GRADE CORP TRUST 3-7 YEAR SERIES 10	35-2609346	40172X469	40172X477				GIGS 010	8/15/2018	2.74000	1.25191
GUGGENHEIM INVESTMENT GRADE CORP TRUST 3-7 YEAR SERIES 10	35-2609346	40172X469	40172X477				GIGS 010	9/15/2018	2.73000	1.24734
GUGGENHEIM INVESTMENT GRADE CORP TRUST 3-7 YEAR SERIES 10	35-2609346	40172X469	40172X477				GIGS 010	10/15/2018	2.74000	1.25191
GUGGENHEIM INVESTMENT GRADE CORP TRUST 3-7 YEAR SERIES 10	35-2609346	40172X469	40172X477				GIGS 010	11/15/2018	2.73000	1.24734
GUGGENHEIM INVESTMENT GRADE CORP TRUST 3-7 YEAR SERIES 10	35-2609346	40172X469	40172X477				GIGS 010	12/15/2018	2.71000	1.23820
EUROPEAN HIGH DIVIDEND PORTFOLIO, SERIES 9	35-2600413	40172X527	40172X535	40172X550	40172X543		EUHD 009	3/15/2018	0.01860	0.00415
EUROPEAN HIGH DIVIDEND PORTFOLIO, SERIES 9	35-2600413	40172X527	40172X535	40172X550	40172X543		EUHD 009	4/15/2018	0.03420	0.00762
EUROPEAN HIGH DIVIDEND PORTFOLIO, SERIES 9	35-2600413	40172X527	40172X535	40172X550	40172X543		EUHD 009	5/15/2018	0.07260	0.01618
EUROPEAN HIGH DIVIDEND PORTFOLIO, SERIES 9	35-2600413	40172X527	40172X535	40172X550	40172X543		EUHD 009	6/15/2018	0.07860	0.01752
EUROPEAN HIGH DIVIDEND PORTFOLIO, SERIES 9	35-2600413	40172X527	40172X535	40172X550	40172X543		EUHD 009	7/15/2018	0.00890	0.00198
EUROPEAN HIGH DIVIDEND PORTFOLIO, SERIES 9	35-2600413	40172X527	40172X535	40172X550	40172X543		EUHD 009	9/15/2018	0.01270	0.00283
EUROPEAN HIGH DIVIDEND PORTFOLIO, SERIES 9	35-2600413	40172X527	40172X535	40172X550	40172X543		EUHD 009	10/15/2018	0.01660	0.00370
EUROPEAN HIGH DIVIDEND PORTFOLIO, SERIES 9	35-2600413	40172X527	40172X535	40172X550	40172X543		EUHD 009	11/15/2018	0.03300	0.00736
S&P Global Dividend Aristocrats Select 25 StrategyPortfolio, Series 5	35-2603937	40172X766	40172X774	40172X790	40172X782		GACT 005	1/15/2018	0.02490	0.00533
S&P Global Dividend Aristocrats Select 25 StrategyPortfolio, Series 5	35-2603937	40172X766	40172X774	40172X790	40172X782		GACT 005	2/15/2018	0.04890	0.01046
S&P Global Dividend Aristocrats Select 25 StrategyPortfolio, Series 5	35-2603937	40172X766	40172X774	40172X790	40172X782		GACT 005	3/15/2018	0.02620	0.00561
S&P Global Dividend Aristocrats Select 25 StrategyPortfolio, Series 5	35-2603937	40172X766	40172X774	40172X790	40172X782		GACT 005	4/15/2018	0.02570	0.00550
S&P Global Dividend Aristocrats Select 25 StrategyPortfolio, Series 5	35-2603937	40172X766	40172X774	40172X790	40172X782		GACT 005	5/15/2018	0.02690	0.00576
S&P Global Dividend Aristocrats Select 25 StrategyPortfolio, Series 5	35-2603937	40172X766	40172X774	40172X790	40172X782		GACT 005	6/15/2018	0.02750	0.00589
S&P Global Dividend Aristocrats Select 25 StrategyPortfolio, Series 5	35-2603937	40172X766	40172X774	40172X790	40172X782		GACT 005	7/15/2018	0.02740	0.00586
S&P Global Dividend Aristocrats Select 25 StrategyPortfolio, Series 5	35-2603937	40172X766	40172X774	40172X790	40172X782		GACT 005	8/15/2018	0.02730	0.00584
S&P Global Dividend Aristocrats Select 25 StrategyPortfolio, Series 5	35-2603937	40172X766	40172X774	40172X790	40172X782		GACT 005	9/15/2018	0.02520	0.00539
S&P Global Dividend Aristocrats Select 25 StrategyPortfolio, Series 5	35-2603937	40172X766	40172X774	40172X790	40172X782		GACT 005	10/15/2018	0.02530	0.00541
S&P Global Dividend Aristocrats Select 25 StrategyPortfolio, Series 5	35-2603937	40172X766	40172X774	40172X790	40172X782		GACT 005	11/15/2018	0.02520	0.00539
S&P Global Dividend Aristocrats Select 25 StrategyPortfolio, Series 5	35-2603937	40172X766	40172X774	40172X790	40172X782		GACT 005	12/15/2018	0.02420	0.00518
Total Income Portfolio, Series 11	35-2603938	40172X840	40172X857	40172X873	40172X865		TIP 011	1/15/2018	0.04090	0.00816
Total Income Portfolio, Series 11	35-2603938	40172X840	40172X857	40172X873	40172X865		TIP 011	2/15/2018	0.03970	0.00792
Total Income Portfolio, Series 11	35-2603938	40172X840	40172X857	40172X873	40172X865		TIP 011	3/15/2018	0.03890	0.00776
Total Income Portfolio, Series 11	35-2603938	40172X840	40172X857	40172X873	40172X865		TIP 011	4/15/2018	0.03980	0.00794
Total Income Portfolio, Series 11	35-2603938	40172X840	40172X857	40172X873	40172X865		TIP 011	5/15/2018	0.03900	0.00778
Total Income Portfolio, Series 11	35-2603938	40172X840	40172X857	40172X873	40172X865		TIP 011	6/15/2018	0.04000	0.00798
Total Income Portfolio, Series 11	35-2603938	40172X840	40172X857	40172X873	40172X865		TIP 011	7/15/2018	0.04100	0.00818
Total Income Portfolio, Series 11	35-2603938	40172X840	40172X857	40172X873	40172X865		TIP 011	8/15/2018	0.04970	0.00992
Total Income Portfolio, Series 11	35-2603938	40172X840	40172X857	40172X873	40172X865		TIP 011	9/15/2018	0.03980	0.00794
Total Income Portfolio, Series 11	35-2603938	40172X840	40172X857	40172X873	40172X865		TIP 011	10/15/2018	0.04140	0.00826
Total Income Portfolio, Series 11	35-2603938	40172X840	40172X857	40172X873	40172X865		TIP 011	11/15/2018	0.04040	0.00806
Total Income Portfolio, Series 11	35-2603938	40172X840	40172X857	40172X873	40172X865		TIP 011	12/15/2018	0.04080	0.00814
Alternative Income Portfolio, Series 10	35-2603939	40173A229	40173A237	40173A252	40173A245		AIP 010	1/15/2018	0.07790	0.02134
Alternative Income Portfolio, Series 10	35-2603939	40173A229	40173A237	40173A252	40173A245		AIP 010	2/15/2018	0.07530	0.02063
Alternative Income Portfolio, Series 10	35-2603939	40173A229	40173A237	40173A252	40173A245		AIP 010	3/15/2018	0.07500	0.02055
Alternative Income Portfolio, Series 10	35-2603939	40173A229	40173A237	40173A252	40173A245		AIP 010	4/15/2018	0.07530	0.02063
Alternative Income Portfolio, Series 10	35-2603939	40173A229	40173A237	40173A252	40173A245		AIP 010	5/15/2018	0.07190	0.01970
Alternative Income Portfolio, Series 10	35-2603939	40173A229	40173A237	40173A252	40173A245		AIP 010	6/15/2018	0.07140	0.01956
Alternative Income Portfolio, Series 10	35-2603939	40173A229	40173A237	40173A252	40173A245		AIP 010	7/15/2018	0.00500	0.00500
Alternative Income Portfolio, Series 10	35-2603939	40173A229	40173A237	40173A252	40173A245		AIP 010	7/15/2018	0.07280	0.01995
Alternative Income Portfolio, Series 10	35-2603939	40173A229	40173A237	40173A252	40173A245		AIP 010	8/15/2018	0.00230	0.00230
Alternative Income Portfolio, Series 10	35-2603939	40173A229	40173A237	40173A252	40173A245		AIP 010	8/15/2018	0.10030	0.02748
Alternative Income Portfolio, Series 10	35-2603939	40173A229	40173A237	40173A252	40173A245		AIP 010	9/15/2018	0.07020	0.01923
Alternative Income Portfolio, Series 10	35-2603939	40173A229	40173A237	40173A252	40173A245		AIP 010	10/15/2018	0.07100	0.01945
Alternative Income Portfolio, Series 10	35-2603939	40173A229	40173A237	40173A252	40173A245		AIP 010	11/15/2018	0.07090	0.01943
Alternative Income Portfolio, Series 10	35-2603939	40173A229	40173A237	40173A252	40173A245		AIP 010	12/15/2018	0.07340	0.02011
FLAHERTY & CRUMRINE PREFERRED PORTFOLIO, SERIES 44	35-2606528	40173A500	40173A518	40173A534	40173A526		PREF 044	1/15/2018	0.04040	0.00440
FLAHERTY & CRUMRINE PREFERRED PORTFOLIO, SERIES 44	35-2606528	40173A500	40173A518	40173A534	40173A526		PREF 044	2/15/2018	0.04130	0.00450

Issuer's Name	EIN	CUSIP 1	CUSIP 2	CUSIP 3	CUSIP 4	CUSIP 5	Ticker Symbol	Date of Corporate Action	Distribution Per Unit	Per Unit Reduction of Taxpayer's Basis
FLAHERTY & CRUMRINE PREFERRED PORTFOLIO, SERIES 44	35-2606528	40173A500	40173A518	40173A534	40173A526		PREF 044	3/15/2018	0.04180	0.00456
FLAHERTY & CRUMRINE PREFERRED PORTFOLIO, SERIES 44	35-2606528	40173A500	40173A518	40173A534	40173A526		PREF 044	4/15/2018	0.04180	0.00456
FLAHERTY & CRUMRINE PREFERRED PORTFOLIO, SERIES 44	35-2606528	40173A500	40173A518	40173A534	40173A526		PREF 044	5/15/2018	0.04310	0.00470
FLAHERTY & CRUMRINE PREFERRED PORTFOLIO, SERIES 44	35-2606528	40173A500	40173A518	40173A534	40173A526		PREF 044	6/15/2018	0.04220	0.00460
FLAHERTY & CRUMRINE PREFERRED PORTFOLIO, SERIES 44	35-2606528	40173A500	40173A518	40173A534	40173A526		PREF 044	7/15/2018	0.04180	0.00456
FLAHERTY & CRUMRINE PREFERRED PORTFOLIO, SERIES 44	35-2606528	40173A500	40173A518	40173A534	40173A526		PREF 044	8/15/2018	0.04150	0.00452
FLAHERTY & CRUMRINE PREFERRED PORTFOLIO, SERIES 44	35-2606528	40173A500	40173A518	40173A534	40173A526		PREF 044	9/15/2018	0.04110	0.00448
FLAHERTY & CRUMRINE PREFERRED PORTFOLIO, SERIES 44	35-2606528	40173A500	40173A518	40173A534	40173A526		PREF 044	10/15/2018	0.04190	0.00457
FLAHERTY & CRUMRINE PREFERRED PORTFOLIO, SERIES 44	35-2606528	40173A500	40173A518	40173A534	40173A526		PREF 044	11/15/2018	0.04190	0.00457
FLAHERTY & CRUMRINE PREFERRED PORTFOLIO, SERIES 44	35-2606528	40173A500	40173A518	40173A534	40173A526		PREF 044	12/15/2018	0.04190	0.00457
ZACKS INCOME ADVANTAGE STRATEGY PORTFOLIO, SERIES40	35-2606529	40173A740	40173A757	40173A773	40173A765		CZIP 040	1/15/2018	0.05120	0.01570
ZACKS INCOME ADVANTAGE STRATEGY PORTFOLIO, SERIES40	35-2606529	40173A740	40173A757	40173A773	40173A765		CZIP 040	2/15/2018	0.05460	0.01674
ZACKS INCOME ADVANTAGE STRATEGY PORTFOLIO, SERIES40	35-2606529	40173A740	40173A757	40173A773	40173A765		CZIP 040	3/15/2018	0.05290	0.01622
ZACKS INCOME ADVANTAGE STRATEGY PORTFOLIO, SERIES40	35-2606529	40173A740	40173A757	40173A773	40173A765		CZIP 040	4/15/2018	0.05080	0.01558
ZACKS INCOME ADVANTAGE STRATEGY PORTFOLIO, SERIES40	35-2606529	40173A740	40173A757	40173A773	40173A765		CZIP 040	5/15/2018	0.05330	0.01634
ZACKS INCOME ADVANTAGE STRATEGY PORTFOLIO, SERIES40	35-2606529	40173A740	40173A757	40173A773	40173A765		CZIP 040	6/15/2018	0.05100	0.01564
ZACKS INCOME ADVANTAGE STRATEGY PORTFOLIO, SERIES40	35-2606529	40173A740	40173A757	40173A773	40173A765		CZIP 040	7/15/2018	0.05000	0.01533
ZACKS INCOME ADVANTAGE STRATEGY PORTFOLIO, SERIES40	35-2606529	40173A740	40173A757	40173A773	40173A765		CZIP 040	8/15/2018	0.05000	0.01533
ZACKS INCOME ADVANTAGE STRATEGY PORTFOLIO, SERIES40	35-2606529	40173A740	40173A757	40173A773	40173A765		CZIP 040	9/15/2018	0.05050	0.01548
ZACKS INCOME ADVANTAGE STRATEGY PORTFOLIO, SERIES40	35-2606529	40173A740	40173A757	40173A773	40173A765		CZIP 040	10/15/2018	0.04990	0.01530
ZACKS INCOME ADVANTAGE STRATEGY PORTFOLIO, SERIES40	35-2606529	40173A740	40173A757	40173A773	40173A765		CZIP 040	11/15/2018	0.04970	0.01524
ZACKS INCOME ADVANTAGE STRATEGY PORTFOLIO, SERIES40	35-2606529	40173A740	40173A757	40173A773	40173A765		CZIP 040	12/15/2018	0.05030	0.01542
GUGGENHEIM EUROPEAN CAPITAL STRENGTH PORTFOLIO, SERIES 15	35-2606530	40173C100	40173C118	40173C134	40173C126		ECAP 015	7/15/2018	0.07210	0.02611
COVERED CALL & INCOME PORTFOLIO OF CEFS, SERIES 40	35-2606624	40173C480	40173C498	40173C514	40173C506		COV 040	1/15/2018	0.06320	0.03292
COVERED CALL & INCOME PORTFOLIO OF CEFS, SERIES 40	35-2606624	40173C480	40173C498	40173C514	40173C506		COV 040	2/15/2018	0.06320	0.03292
COVERED CALL & INCOME PORTFOLIO OF CEFS, SERIES 40	35-2606624	40173C480	40173C498	40173C514	40173C506		COV 040	3/15/2018	0.06340	0.03303
COVERED CALL & INCOME PORTFOLIO OF CEFS, SERIES 40	35-2606624	40173C480	40173C498	40173C514	40173C506		COV 040	4/15/2018	0.06240	0.03250
COVERED CALL & INCOME PORTFOLIO OF CEFS, SERIES 40	35-2606624	40173C480	40173C498	40173C514	40173C506		COV 040	5/15/2018	0.06240	0.03250
COVERED CALL & INCOME PORTFOLIO OF CEFS, SERIES 40	35-2606624	40173C480	40173C498	40173C514	40173C506		COV 040	6/15/2018	0.06200	0.03230
COVERED CALL & INCOME PORTFOLIO OF CEFS, SERIES 40	35-2606624	40173C480	40173C498	40173C514	40173C506		COV 040	7/15/2018	0.06130	0.03193
COVERED CALL & INCOME PORTFOLIO OF CEFS, SERIES 40	35-2606624	40173C480	40173C498	40173C514	40173C506		COV 040	8/15/2018	0.06080	0.03167
COVERED CALL & INCOME PORTFOLIO OF CEFS, SERIES 40	35-2606624	40173C480	40173C498	40173C514	40173C506		COV 040	9/15/2018	0.06030	0.03141
COVERED CALL & INCOME PORTFOLIO OF CEFS, SERIES 40	35-2606624	40173C480	40173C498	40173C514	40173C506		COV 040	10/15/2018	0.05980	0.03115
COVERED CALL & INCOME PORTFOLIO OF CEFS, SERIES 40	35-2606624	40173C480	40173C498	40173C514	40173C506		COV 040	11/15/2018	0.05980	0.03115
COVERED CALL & INCOME PORTFOLIO OF CEFS, SERIES 40	35-2606624	40173C480	40173C498	40173C514	40173C506		COV 040	12/15/2018	0.05950	0.03099
BDC SCORECARD PORTFOLIO, SERIES 10	35-2606625	40173C647	40173C654	40173C670	40173C662		BDCS 010	1/15/2018	0.07650	0.00613
BDC SCORECARD PORTFOLIO, SERIES 10	35-2606625	40173C647	40173C654	40173C670	40173C662		BDCS 010	2/15/2018	0.07790	0.00624
BDC SCORECARD PORTFOLIO, SERIES 10	35-2606625	40173C647	40173C654	40173C670	40173C662		BDCS 010	3/15/2018	0.07460	0.00598
BDC SCORECARD PORTFOLIO, SERIES 10	35-2606625	40173C647	40173C654	40173C670	40173C662		BDCS 010	4/15/2018	0.07360	0.00590
BDC SCORECARD PORTFOLIO, SERIES 10	35-2606625	40173C647	40173C654	40173C670	40173C662		BDCS 010	5/15/2018	0.06870	0.00550
BDC SCORECARD PORTFOLIO, SERIES 10	35-2606625	40173C647	40173C654	40173C670	40173C662		BDCS 010	6/15/2018	0.06770	0.00542
BDC SCORECARD PORTFOLIO, SERIES 10	35-2606625	40173C647	40173C654	40173C670	40173C662		BDCS 010	7/15/2018	0.06970	0.00558
BDC SCORECARD PORTFOLIO, SERIES 10	35-2606625	40173C647	40173C654	40173C670	40173C662		BDCS 010	8/15/2018	0.12760	0.01022
BDC SCORECARD PORTFOLIO, SERIES 10	35-2606625	40173C647	40173C654	40173C670	40173C662		BDCS 010	9/15/2018	0.06750	0.00541
BDC SCORECARD PORTFOLIO, SERIES 10	35-2606625	40173C647	40173C654	40173C670	40173C662		BDCS 010	10/15/2018	0.07070	0.00566
BDC SCORECARD PORTFOLIO, SERIES 10	35-2606625	40173C647	40173C654	40173C670	40173C662		BDCS 010	11/15/2018	0.06850	0.00549
BDC SCORECARD PORTFOLIO, SERIES 10	35-2606625	40173C647	40173C654	40173C670	40173C662		BDCS 010	12/15/2018	0.07490	0.00600
EUROPEAN HIGH DIVIDEND PORTFOLIO, SERIES 10	35-2606626	40173C688	40173C696	40173C712	40173C704		EUHD 010	4/15/2018	0.03750	0.00473
EUROPEAN HIGH DIVIDEND PORTFOLIO, SERIES 10	35-2606626	40173C688	40173C696	40173C712	40173C704		EUHD 010	5/15/2018	0.06440	0.00812
EUROPEAN HIGH DIVIDEND PORTFOLIO, SERIES 10	35-2606626	40173C688	40173C696	40173C712	40173C704		EUHD 010	6/15/2018	0.06810	0.00859
EUROPEAN HIGH DIVIDEND PORTFOLIO, SERIES 10	35-2606626	40173C688	40173C696	40173C712	40173C704		EUHD 010	7/15/2018	0.03640	0.00459
EUROPEAN HIGH DIVIDEND PORTFOLIO, SERIES 10	35-2606626	40173C688	40173C696	40173C712	40173C704		EUHD 010	9/15/2018	0.05010	0.00632
EUROPEAN HIGH DIVIDEND PORTFOLIO, SERIES 10	35-2606626	40173C688	40173C696	40173C712	40173C704		EUHD 010	10/15/2018	0.01220	0.00154
EUROPEAN HIGH DIVIDEND PORTFOLIO, SERIES 10	35-2606626	40173C688	40173C696	40173C712	40173C704		EUHD 010	11/15/2018	0.02900	0.00366
EUROPEAN HIGH DIVIDEND PORTFOLIO, SERIES 10	35-2606626	40173C688	40173C696	40173C712	40173C704		EUHD 010	12/15/2018	0.01420	0.00179
MLP & ENERGY FUNDS PORTFOLIO, SERIES 20	35-2606627	40173C845	40173C852	40173C878	40173C860		MLP 020	1/15/2018	0.05270	0.02103
MLP & ENERGY FUNDS PORTFOLIO, SERIES 20	35-2606627	40173C845	40173C852	40173C878	40173C860		MLP 020	2/15/2018	0.07670	0.03061
MLP & ENERGY FUNDS PORTFOLIO, SERIES 20	35-2606627	40173C845	40173C852	40173C878	40173C860		MLP 020	3/15/2018	0.06740	0.02690
MLP & ENERGY FUNDS PORTFOLIO, SERIES 20	35-2606627	40173C845	40173C852	40173C878	40173C860		MLP 020	4/15/2018	0.06600	0.02634
MLP & ENERGY FUNDS PORTFOLIO, SERIES 20	35-2606627	40173C845	40173C852	40173C878	40173C860		MLP 020	5/15/2018	0.07680	0.03065
MLP & ENERGY FUNDS PORTFOLIO, SERIES 20	35-2606627	40173C845	40173C852	40173C878	40173C860		MLP 020	6/15/2018	0.06570	0.02622

Issuer's Name	EIN	CUSIP 1	CUSIP 2	CUSIP 3	CUSIP 4	CUSIP 5	Ticker Symbol	Date of Corporate Action	Distribution Per Unit	Per Unit Reduction of Taxpayer's Basis
MLP & ENERGY FUNDS PORTFOLIO, SERIES 20	35-2606627	40173C845	40173C852	40173C878	40173C860		MLP 020	7/15/2018	0.00690	0.00690
MLP & ENERGY FUNDS PORTFOLIO, SERIES 20	35-2606627	40173C845	40173C852	40173C878	40173C860		MLP 020	7/15/2018	0.06520	0.02602
MLP & ENERGY FUNDS PORTFOLIO, SERIES 20	35-2606627	40173C845	40173C852	40173C878	40173C860		MLP 020	8/15/2018	0.06580	0.02626
MLP & ENERGY FUNDS PORTFOLIO, SERIES 20	35-2606627	40173C845	40173C852	40173C878	40173C860		MLP 020	9/15/2018	0.06540	0.02610
MLP & ENERGY FUNDS PORTFOLIO, SERIES 20	35-2606627	40173C845	40173C852	40173C878	40173C860		MLP 020	10/15/2018	0.06890	0.02750
MLP & ENERGY FUNDS PORTFOLIO, SERIES 20	35-2606627	40173C845	40173C852	40173C878	40173C860		MLP 020	11/15/2018	0.06890	0.02750
MLP & ENERGY FUNDS PORTFOLIO, SERIES 20	35-2606627	40173C845	40173C852	40173C878	40173C860		MLP 020	12/15/2018	0.06880	0.02746
S&P GLOBAL DIVIDEND ARISTOCRATS SELECT 25 STRATEGYPORTFOLIO, SERIES 6	35-2609415	40173T301	40173T319	40173T335	40173T327		GACT 006	1/15/2018	0.00540	0.00115
S&P GLOBAL DIVIDEND ARISTOCRATS SELECT 25 STRATEGYPORTFOLIO, SERIES 6	35-2609415	40173T301	40173T319	40173T335	40173T327		GACT 006	2/15/2018	0.02410	0.00512
S&P GLOBAL DIVIDEND ARISTOCRATS SELECT 25 STRATEGYPORTFOLIO, SERIES 6	35-2609415	40173T301	40173T319	40173T335	40173T327		GACT 006	3/15/2018	0.03410	0.00724
S&P GLOBAL DIVIDEND ARISTOCRATS SELECT 25 STRATEGYPORTFOLIO, SERIES 6	35-2609415	40173T301	40173T319	40173T335	40173T327		GACT 006	4/15/2018	0.02580	0.00548
S&P GLOBAL DIVIDEND ARISTOCRATS SELECT 25 STRATEGYPORTFOLIO, SERIES 6	35-2609415	40173T301	40173T319	40173T335	40173T327		GACT 006	5/15/2018	0.02670	0.00567
S&P GLOBAL DIVIDEND ARISTOCRATS SELECT 25 STRATEGYPORTFOLIO, SERIES 6	35-2609415	40173T301	40173T319	40173T335	40173T327		GACT 006	6/15/2018	0.02640	0.00560
S&P GLOBAL DIVIDEND ARISTOCRATS SELECT 25 STRATEGYPORTFOLIO, SERIES 6	35-2609415	40173T301	40173T319	40173T335	40173T327		GACT 006	7/15/2018	0.02510	0.00533
S&P GLOBAL DIVIDEND ARISTOCRATS SELECT 25 STRATEGYPORTFOLIO, SERIES 6	35-2609415	40173T301	40173T319	40173T335	40173T327		GACT 006	7/15/2018	0.34230	0.34230
S&P GLOBAL DIVIDEND ARISTOCRATS SELECT 25 STRATEGYPORTFOLIO, SERIES 6	35-2609415	40173T301	40173T319	40173T335	40173T327		GACT 006	8/15/2018	0.02500	0.00531
S&P GLOBAL DIVIDEND ARISTOCRATS SELECT 25 STRATEGYPORTFOLIO, SERIES 6	35-2609415	40173T301	40173T319	40173T335	40173T327		GACT 006	9/15/2018	0.02310	0.00490
S&P GLOBAL DIVIDEND ARISTOCRATS SELECT 25 STRATEGYPORTFOLIO, SERIES 6	35-2609415	40173T301	40173T319	40173T335	40173T327		GACT 006	10/15/2018	0.02330	0.00495
S&P GLOBAL DIVIDEND ARISTOCRATS SELECT 25 STRATEGYPORTFOLIO, SERIES 6	35-2609415	40173T301	40173T319	40173T335	40173T327		GACT 006	11/15/2018	0.02320	0.00493
S&P GLOBAL DIVIDEND ARISTOCRATS SELECT 25 STRATEGYPORTFOLIO, SERIES 6	35-2609415	40173T301	40173T319	40173T335	40173T327		GACT 006	12/15/2018	0.02310	0.00490
FLAHERTY & CRUMRINE PREFERRED PORTFOLIO, SERIES 45	35-2609416	40173T665	40173T673	40173T699	40173T681		PREF 045	2/15/2018	0.02970	0.00136
FLAHERTY & CRUMRINE PREFERRED PORTFOLIO, SERIES 45	35-2609416	40173T665	40173T673	40173T699	40173T681		PREF 045	3/15/2018	0.04210	0.00193
FLAHERTY & CRUMRINE PREFERRED PORTFOLIO, SERIES 45	35-2609416	40173T665	40173T673	40173T699	40173T681		PREF 045	4/15/2018	0.04200	0.00192
FLAHERTY & CRUMRINE PREFERRED PORTFOLIO, SERIES 45	35-2609416	40173T665	40173T673	40173T699	40173T681		PREF 045	5/15/2018	0.04410	0.00202
FLAHERTY & CRUMRINE PREFERRED PORTFOLIO, SERIES 45	35-2609416	40173T665	40173T673	40173T699	40173T681		PREF 045	6/15/2018	0.04310	0.00197
FLAHERTY & CRUMRINE PREFERRED PORTFOLIO, SERIES 45	35-2609416	40173T665	40173T673	40173T699	40173T681		PREF 045	7/15/2018	0.04310	0.00197
FLAHERTY & CRUMRINE PREFERRED PORTFOLIO, SERIES 45	35-2609416	40173T665	40173T673	40173T699	40173T681		PREF 045	8/15/2018	0.04310	0.00197
FLAHERTY & CRUMRINE PREFERRED PORTFOLIO, SERIES 45	35-2609416	40173T665	40173T673	40173T699	40173T681		PREF 045	9/15/2018	0.04280	0.00196
FLAHERTY & CRUMRINE PREFERRED PORTFOLIO, SERIES 45	35-2609416	40173T665	40173T673	40173T699	40173T681		PREF 045	10/15/2018	0.04320	0.00198
FLAHERTY & CRUMRINE PREFERRED PORTFOLIO, SERIES 45	35-2609416	40173T665	40173T673	40173T699	40173T681		PREF 045	11/15/2018	0.04290	0.00196
FLAHERTY & CRUMRINE PREFERRED PORTFOLIO, SERIES 45	35-2609416	40173T665	40173T673	40173T699	40173T681		PREF 045	12/15/2018	0.04280	0.00196
ALERIAN MLP INFRASTRUCTURE & INCOME PORTFOLIO, SERIES 1	35-2609414	40173T822	40173T830	40173T855	40173T848		AMII 001	1/15/2018	0.01050	0.00459
ALERIAN MLP INFRASTRUCTURE & INCOME PORTFOLIO, SERIES 1	35-2609414	40173T822	40173T830	40173T855	40173T848		AMII 001	2/15/2018	0.02960	0.01295
ALERIAN MLP INFRASTRUCTURE & INCOME PORTFOLIO, SERIES 1	35-2609414	40173T822	40173T830	40173T855	40173T848		AMII 001	3/15/2018	0.03520	0.01540
ALERIAN MLP INFRASTRUCTURE & INCOME PORTFOLIO, SERIES 1	35-2609414	40173T822	40173T830	40173T855	40173T848		AMII 001	4/15/2018	0.02910	0.01273
ALERIAN MLP INFRASTRUCTURE & INCOME PORTFOLIO, SERIES 1	35-2609414	40173T822	40173T830	40173T855	40173T848		AMII 001	5/15/2018	0.02960	0.01295
ALERIAN MLP INFRASTRUCTURE & INCOME PORTFOLIO, SERIES 1	35-2609414	40173T822	40173T830	40173T855	40173T848		AMII 001	6/15/2018	0.03780	0.01654
ALERIAN MLP INFRASTRUCTURE & INCOME PORTFOLIO, SERIES 1	35-2609414	40173T822	40173T830	40173T855	40173T848		AMII 001	7/15/2018	0.02920	0.01278
ALERIAN MLP INFRASTRUCTURE & INCOME PORTFOLIO, SERIES 1	35-2609414	40173T822	40173T830	40173T855	40173T848		AMII 001	8/15/2018	0.02910	0.01273
ALERIAN MLP INFRASTRUCTURE & INCOME PORTFOLIO, SERIES 1	35-2609414	40173T822	40173T830	40173T855	40173T848		AMII 001	8/15/2018	0.17550	0.17550
ALERIAN MLP INFRASTRUCTURE & INCOME PORTFOLIO, SERIES 1	35-2609414	40173T822	40173T830	40173T855	40173T848		AMII 001	9/15/2018	0.03730	0.01632
ALERIAN MLP INFRASTRUCTURE & INCOME PORTFOLIO, SERIES 1	35-2609414	40173T822	40173T830	40173T855	40173T848		AMII 001	10/15/2018	0.02750	0.01203
ALERIAN MLP INFRASTRUCTURE & INCOME PORTFOLIO, SERIES 1	35-2609414	40173T822	40173T830	40173T855	40173T848		AMII 001	10/15/2018	0.03910	0.03910
ALERIAN MLP INFRASTRUCTURE & INCOME PORTFOLIO, SERIES 1	35-2609414	40173T822	40173T830	40173T855	40173T848		AMII 001	11/15/2018	0.02870	0.01256
ALERIAN MLP INFRASTRUCTURE & INCOME PORTFOLIO, SERIES 1	35-2609414	40173T822	40173T830	40173T855	40173T848		AMII 001	12/15/2018	0.03660	0.01602
GUGGENHEIM INVESTMENT GRADE CORP TRUST 3-7 YEAR SERIES 11	35-2615583	40173U142					GIGS 011	3/15/2018	2.18000	1.01305
GUGGENHEIM INVESTMENT GRADE CORP TRUST 3-7 YEAR SERIES 11	35-2615583	40173U142					GIGS 011	4/15/2018	2.74000	1.27328
GUGGENHEIM INVESTMENT GRADE CORP TRUST 3-7 YEAR SERIES 11	35-2615583	40173U142					GIGS 011	5/15/2018	2.74000	1.27328
GUGGENHEIM INVESTMENT GRADE CORP TRUST 3-7 YEAR SERIES 11	35-2615583	40173U142					GIGS 011	6/15/2018	2.73000	1.26863
GUGGENHEIM INVESTMENT GRADE CORP TRUST 3-7 YEAR SERIES 11	35-2615583	40173U142					GIGS 011	7/15/2018	2.74000	1.27328
GUGGENHEIM INVESTMENT GRADE CORP TRUST 3-7 YEAR SERIES 11	35-2615583	40173U142					GIGS 011	8/15/2018	2.73000	1.26863
GUGGENHEIM INVESTMENT GRADE CORP TRUST 3-7 YEAR SERIES 11	35-2615583	40173U142					GIGS 011	9/15/2018	2.74000	1.27328
GUGGENHEIM INVESTMENT GRADE CORP TRUST 3-7 YEAR SERIES 11	35-2615583	40173U142					GIGS 011	10/15/2018	2.73000	1.26863
GUGGENHEIM INVESTMENT GRADE CORP TRUST 3-7 YEAR SERIES 11	35-2615583	40173U142					GIGS 011	11/15/2018	2.74000	1.27328
GUGGENHEIM INVESTMENT GRADE CORP TRUST 3-7 YEAR SERIES 11	35-2615583	40173U142					GIGS 011	12/15/2018	2.74000	1.27328
Zacks Income Advantage Strategy Portfolio, Series41	35-7195221	40173U449	40173U456	40173U472	40173U464		CZIP 041	3/15/2018	0.04670	0.01402
Zacks Income Advantage Strategy Portfolio, Series41	35-7195221	40173U449	40173U456	40173U472	40173U464		CZIP 041	4/15/2018	0.05080	0.01525
Zacks Income Advantage Strategy Portfolio, Series41	35-7195221	40173U449	40173U456	40173U472	40173U464		CZIP 041	5/15/2018	0.05250	0.01576
Zacks Income Advantage Strategy Portfolio, Series41	35-7195221	40173U449	40173U456	40173U472	40173U464		CZIP 041	6/15/2018	0.05250	0.01576
Zacks Income Advantage Strategy Portfolio, Series41	35-7195221	40173U449	40173U456	40173U472	40173U464		CZIP 041	7/15/2018	0.04970	0.01492
Zacks Income Advantage Strategy Portfolio, Series41	35-7195221	40173U449	40173U456	40173U472	40173U464		CZIP 041	8/15/2018	0.05080	0.01525
Zacks Income Advantage Strategy Portfolio, Series41	35-7195221	40173U449	40173U456	40173U472	40173U464		CZIP 041	9/15/2018	0.05200	0.01561

Issuer's Name	EIN	CUSIP 1	CUSIP 2	CUSIP 3	CUSIP 4	CUSIP 5	Ticker Symbol	Date of Corporate Action	Distribution Per Unit	Per Unit Reduction of Taxpayer's Basis
Zacks Income Advantage Strategy Portfolio, Series41	35-7195221	40173U449	40173U466	40173U472	40173U464		CZIP 041	10/15/2018	0.04900	0.01471
Zacks Income Advantage Strategy Portfolio, Series41	35-7195221	40173U449	40173U466	40173U472	40173U464		CZIP 041	10/15/2018	0.05790	0.05790
Zacks Income Advantage Strategy Portfolio, Series41	35-7195221	40173U449	40173U466	40173U472	40173U464		CZIP 041	11/15/2018	0.04830	0.01450
Zacks Income Advantage Strategy Portfolio, Series41	35-7195221	40173U449	40173U466	40173U472	40173U464		CZIP 041	12/15/2018	0.05070	0.01522
Total Income Portfolio, Series 12	35-7195230	40173U761	40173U779	40173U795	40173U787		TIP 012	10/15/2018	0.07180	0.05501
ONEFOLIO PRIVATE SELECT, SERIES 60	35-7195279	40173V108	40173V116				ONEP 060	2/15/2018	0.00750	0.00026
ONEFOLIO PRIVATE SELECT, SERIES 60	35-7195279	40173V108	40173V116				ONEP 060	3/15/2018	0.01500	0.00052
ONEFOLIO PRIVATE SELECT, SERIES 60	35-7195279	40173V108	40173V116				ONEP 060	4/15/2018	0.02090	0.00072
ONEFOLIO PRIVATE SELECT, SERIES 60	35-7195279	40173V108	40173V116				ONEP 060	5/15/2018	0.01620	0.00056
ONEFOLIO PRIVATE SELECT, SERIES 60	35-7195279	40173V108	40173V116				ONEP 060	6/15/2018	0.01780	0.00061
ONEFOLIO PRIVATE SELECT, SERIES 60	35-7195279	40173V108	40173V116				ONEP 060	7/15/2018	0.02220	0.00077
ONEFOLIO PRIVATE SELECT, SERIES 60	35-7195279	40173V108	40173V116				ONEP 060	8/15/2018	0.01770	0.00061
ONEFOLIO PRIVATE SELECT, SERIES 60	35-7195279	40173V108	40173V116				ONEP 060	9/15/2018	0.01670	0.00058
ONEFOLIO PRIVATE SELECT, SERIES 60	35-7195279	40173V108	40173V116				ONEP 060	10/15/2018	0.01960	0.00068
ONEFOLIO PRIVATE SELECT, SERIES 60	35-7195279	40173V108	40173V116				ONEP 060	11/15/2018	0.01510	0.00052
ONEFOLIO PRIVATE SELECT, SERIES 60	35-7195279	40173V108	40173V116				ONEP 060	12/15/2018	0.01420	0.00049
ONEFOLIO PRIVATE SELECT, SERIES 60	35-7195279	40173V108	40173V116				ONEP 060	12/31/2018	0.02980	0.00103
ADVISORY SERIES: GUGGENHEIM INVESTMENT GRADE CORPORATE TRUST 3-7 YEAR, SERIES 1	35-2621965	40173V124					AGIGS 001	5/15/2018	2.44000	0.93891
ADVISORY SERIES: GUGGENHEIM INVESTMENT GRADE CORPORATE TRUST 3-7 YEAR, SERIES 1	35-2621965	40173V124					AGIGS 001	6/15/2018	2.93000	1.12746
ADVISORY SERIES: GUGGENHEIM INVESTMENT GRADE CORPORATE TRUST 3-7 YEAR, SERIES 1	35-2621965	40173V124					AGIGS 001	7/15/2018	2.94000	1.13131
ADVISORY SERIES: GUGGENHEIM INVESTMENT GRADE CORPORATE TRUST 3-7 YEAR, SERIES 1	35-2621965	40173V124					AGIGS 001	8/15/2018	2.94000	1.13131
ADVISORY SERIES: GUGGENHEIM INVESTMENT GRADE CORPORATE TRUST 3-7 YEAR, SERIES 1	35-2621965	40173V124					AGIGS 001	9/15/2018	2.94000	1.13131
ADVISORY SERIES: GUGGENHEIM INVESTMENT GRADE CORPORATE TRUST 3-7 YEAR, SERIES 1	35-2621965	40173V124					AGIGS 001	10/15/2018	2.96000	1.13901
ADVISORY SERIES: GUGGENHEIM INVESTMENT GRADE CORPORATE TRUST 3-7 YEAR, SERIES 1	35-2621965	40173V124					AGIGS 001	11/15/2018	2.95000	1.13516
ADVISORY SERIES: GUGGENHEIM INVESTMENT GRADE CORPORATE TRUST 3-7 YEAR, SERIES 1	35-2621965	40173V124					AGIGS 001	12/15/2018	2.96000	1.13901
BDC SCORECARD PORTFOLIO, SERIES 11	35-2615580	40173V298	40173V306	40173V322	40173V314		BDCS 011	4/15/2018	0.08100	0.00411
BDC SCORECARD PORTFOLIO, SERIES 11	35-2615580	40173V298	40173V306	40173V322	40173V314		BDCS 011	5/15/2018	0.07450	0.00378
BDC SCORECARD PORTFOLIO, SERIES 11	35-2615580	40173V298	40173V306	40173V322	40173V314		BDCS 011	6/15/2018	0.07370	0.00374
BDC SCORECARD PORTFOLIO, SERIES 11	35-2615580	40173V298	40173V306	40173V322	40173V314		BDCS 011	7/15/2018	0.07580	0.00384
BDC SCORECARD PORTFOLIO, SERIES 11	35-2615580	40173V298	40173V306	40173V322	40173V314		BDCS 011	8/15/2018	0.16220	0.00822
BDC SCORECARD PORTFOLIO, SERIES 11	35-2615580	40173V298	40173V306	40173V322	40173V314		BDCS 011	9/15/2018	0.07270	0.00369
BDC SCORECARD PORTFOLIO, SERIES 11	35-2615580	40173V298	40173V306	40173V322	40173V314		BDCS 011	10/15/2018	0.07600	0.00385
BDC SCORECARD PORTFOLIO, SERIES 11	35-2615580	40173V298	40173V306	40173V322	40173V314		BDCS 011	11/15/2018	0.07400	0.00375
BDC SCORECARD PORTFOLIO, SERIES 11	35-2615580	40173V298	40173V306	40173V322	40173V314		BDCS 011	12/15/2018	0.07700	0.00390
BDC SCORECARD PORTFOLIO, SERIES 11	35-2615580	40173V298	40173V306	40173V322	40173V314		BDCS 011	12/31/2018	0.02260	0.00115
EUROPEAN HIGH DIVIDEND PORTFOLIO, SERIES 11	35-2615581	40173V330	40173V348	40173V363	40173V355		EUHD 011	5/15/2018	0.04940	0.04940
EUROPEAN HIGH DIVIDEND PORTFOLIO, SERIES 11	35-2615581	40173V330	40173V348	40173V363	40173V355		EUHD 011	6/15/2018	0.09290	0.09290
EUROPEAN HIGH DIVIDEND PORTFOLIO, SERIES 11	35-2615581	40173V330	40173V348	40173V363	40173V355		EUHD 011	10/15/2018	0.01000	0.01000
MLP & Energy Funds Portfolio, Series 21	35-2615582	40173V538	40173V546	40173V561	40173V553		MLP 021	4/15/2018	0.05750	0.02479
MLP & Energy Funds Portfolio, Series 21	35-2615582	40173V538	40173V546	40173V561	40173V553		MLP 021	5/15/2018	0.08760	0.03776
MLP & Energy Funds Portfolio, Series 21	35-2615582	40173V538	40173V546	40173V561	40173V553		MLP 021	6/15/2018	0.07640	0.03294
MLP & Energy Funds Portfolio, Series 21	35-2615582	40173V538	40173V546	40173V561	40173V553		MLP 021	7/15/2018	0.00710	0.00246
MLP & Energy Funds Portfolio, Series 21	35-2615582	40173V538	40173V546	40173V561	40173V553		MLP 021	7/15/2018	0.07550	0.03255
MLP & Energy Funds Portfolio, Series 21	35-2615582	40173V538	40173V546	40173V561	40173V553		MLP 021	8/15/2018	0.07520	0.03242
MLP & Energy Funds Portfolio, Series 21	35-2615582	40173V538	40173V546	40173V561	40173V553		MLP 021	9/15/2018	0.07410	0.03194
MLP & Energy Funds Portfolio, Series 21	35-2615582	40173V538	40173V546	40173V561	40173V553		MLP 021	10/15/2018	0.07740	0.03337
MLP & Energy Funds Portfolio, Series 21	35-2615582	40173V538	40173V546	40173V561	40173V553		MLP 021	11/15/2018	0.07670	0.03307
MLP & Energy Funds Portfolio, Series 21	35-2615582	40173V538	40173V546	40173V561	40173V553		MLP 021	12/15/2018	0.07520	0.03242
ML TOP PICKS FOR 2018	35-2615645	40173V611	40173V629				MPIX 006	3/15/2018	0.00470	0.00149
ML TOP PICKS FOR 2018	35-2615645	40173V611	40173V629				MPIX 006	4/15/2018	0.01450	0.00461
ML TOP PICKS FOR 2018	35-2615645	40173V611	40173V629				MPIX 006	5/15/2018	0.01450	0.00461
ML TOP PICKS FOR 2018	35-2615645	40173V611	40173V629				MPIX 006	6/15/2018	0.01450	0.00461
ML TOP PICKS FOR 2018	35-2615645	40173V611	40173V629				MPIX 006	7/15/2018	0.01480	0.00464
ML TOP PICKS FOR 2018	35-2615645	40173V611	40173V629				MPIX 006	8/15/2018	0.01480	0.00470
ML TOP PICKS FOR 2018	35-2615645	40173V611	40173V629				MPIX 006	9/15/2018	0.01490	0.00473
ML TOP PICKS FOR 2018	35-2615645	40173V611	40173V629				MPIX 006	10/15/2018	0.01490	0.00473
ML TOP PICKS FOR 2018	35-2615645	40173V611	40173V629				MPIX 006	11/15/2018	0.01430	0.00454
ML TOP PICKS FOR 2018	35-2615645	40173V611	40173V629				MPIX 006	12/15/2018	0.01430	0.00454
ALERIAN MLP INFRASTRUCTURE & INCOME PORTFOLIO, SERIES 2	35-2618916	40173V751	40173V769	40173V785	40173V777		AMII 002	4/15/2018	0.00950	0.00278

Issuer's Name	EIN	CUSIP 1	CUSIP 2	CUSIP 3	CUSIP 4	CUSIP 5	Ticker Symbol	Date of Corporate Action	Distribution Per Unit	Per Unit Reduction of Taxpayer's Basis
ALERIAN MLP INFRASTRUCTURE & INCOME PORTFOLIO, SERIES 2	35-2618916	40173V751	40173V769	40173V785	40173V777		AMII 002	5/15/2018	0.03270	0.00957
ALERIAN MLP INFRASTRUCTURE & INCOME PORTFOLIO, SERIES 2	35-2618916	40173V751	40173V769	40173V785	40173V777		AMII 002	6/15/2018	0.04070	0.01191
ALERIAN MLP INFRASTRUCTURE & INCOME PORTFOLIO, SERIES 2	35-2618916	40173V751	40173V769	40173V785	40173V777		AMII 002	7/15/2018	0.03270	0.00957
ALERIAN MLP INFRASTRUCTURE & INCOME PORTFOLIO, SERIES 2	35-2618916	40173V751	40173V769	40173V785	40173V777		AMII 002	8/15/2018	0.03280	0.00960
ALERIAN MLP INFRASTRUCTURE & INCOME PORTFOLIO, SERIES 2	35-2618916	40173V751	40173V769	40173V785	40173V777		AMII 002	8/15/2018	0.20840	0.20840
ALERIAN MLP INFRASTRUCTURE & INCOME PORTFOLIO, SERIES 2	35-2618916	40173V751	40173V769	40173V785	40173V777		AMII 002	9/15/2018	0.04210	0.01232
ALERIAN MLP INFRASTRUCTURE & INCOME PORTFOLIO, SERIES 2	35-2618916	40173V751	40173V769	40173V785	40173V777		AMII 002	10/15/2018	0.03100	0.00907
ALERIAN MLP INFRASTRUCTURE & INCOME PORTFOLIO, SERIES 2	35-2618916	40173V751	40173V769	40173V785	40173V777		AMII 002	10/15/2018	0.05250	0.05250
ALERIAN MLP INFRASTRUCTURE & INCOME PORTFOLIO, SERIES 2	35-2618916	40173V751	40173V769	40173V785	40173V777		AMII 002	11/15/2018	0.03170	0.00928
ALERIAN MLP INFRASTRUCTURE & INCOME PORTFOLIO, SERIES 2	35-2618916	40173V751	40173V769	40173V785	40173V777		AMII 002	12/15/2018	0.04050	0.01185
S&P GLOBAL DIVIDEND ARISTOCRATS SELECT 25 STRATEGYPORTFOLIO, SERIES 7	35-2618918	40173V793	40173V801	40173V827	40173V819		GACT 007	5/15/2018	0.03020	0.01291
S&P GLOBAL DIVIDEND ARISTOCRATS SELECT 25 STRATEGYPORTFOLIO, SERIES 7	35-2618918	40173V793	40173V801	40173V827	40173V819		GACT 007	6/15/2018	0.03100	0.01326
S&P GLOBAL DIVIDEND ARISTOCRATS SELECT 25 STRATEGYPORTFOLIO, SERIES 7	35-2618918	40173V793	40173V801	40173V827	40173V819		GACT 007	7/15/2018	0.03050	0.01304
S&P GLOBAL DIVIDEND ARISTOCRATS SELECT 25 STRATEGYPORTFOLIO, SERIES 7	35-2618918	40173V793	40173V801	40173V827	40173V819		GACT 007	8/15/2018	0.03030	0.01296
S&P GLOBAL DIVIDEND ARISTOCRATS SELECT 25 STRATEGYPORTFOLIO, SERIES 7	35-2618918	40173V793	40173V801	40173V827	40173V819		GACT 007	9/15/2018	0.02810	0.01202
S&P GLOBAL DIVIDEND ARISTOCRATS SELECT 25 STRATEGYPORTFOLIO, SERIES 7	35-2618918	40173V793	40173V801	40173V827	40173V819		GACT 007	10/15/2018	0.02820	0.01206
S&P GLOBAL DIVIDEND ARISTOCRATS SELECT 25 STRATEGYPORTFOLIO, SERIES 7	35-2618918	40173V793	40173V801	40173V827	40173V819		GACT 007	11/15/2018	0.02810	0.01202
S&P GLOBAL DIVIDEND ARISTOCRATS SELECT 25 STRATEGYPORTFOLIO, SERIES 7	35-2618918	40173V793	40173V801	40173V827	40173V819		GACT 007	12/15/2018	0.02740	0.01172
Flaherty & Crumrine Preferred Portfolio, Series 46	35-2621984	40173W403	40173W411	40173W437	40173W429		PREF 046	6/15/2018	0.03950	0.00369
Flaherty & Crumrine Preferred Portfolio, Series 46	35-2621984	40173W403	40173W411	40173W437	40173W429		PREF 046	7/15/2018	0.04400	0.00411
Flaherty & Crumrine Preferred Portfolio, Series 46	35-2621984	40173W403	40173W411	40173W437	40173W429		PREF 046	8/15/2018	0.04630	0.00432
Flaherty & Crumrine Preferred Portfolio, Series 46	35-2621984	40173W403	40173W411	40173W437	40173W429		PREF 046	9/15/2018	0.04630	0.00432
Flaherty & Crumrine Preferred Portfolio, Series 46	35-2621984	40173W403	40173W411	40173W437	40173W429		PREF 046	10/15/2018	0.04690	0.00438
Flaherty & Crumrine Preferred Portfolio, Series 46	35-2621984	40173W403	40173W411	40173W437	40173W429		PREF 046	11/15/2018	0.04640	0.00433
Flaherty & Crumrine Preferred Portfolio, Series 46	35-2621984	40173W403	40173W411	40173W437	40173W429		PREF 046	12/15/2018	0.04620	0.00432
Flaherty & Crumrine Preferred Portfolio, Series 46	35-2621984	40173W403	40173W411	40173W437	40173W429		PREF 046	12/31/2018	0.00860	0.00080
Alternative Income Portfolio, Series 11	35-2618919	40173W569	40173W577	40173W593	40173W585		AIP 011	5/15/2018	0.07180	0.01176
Alternative Income Portfolio, Series 11	35-2618919	40173W569	40173W577	40173W593	40173W585		AIP 011	6/15/2018	0.06950	0.01138
Alternative Income Portfolio, Series 11	35-2618919	40173W569	40173W577	40173W593	40173W585		AIP 011	7/15/2018	0.07050	0.01155
Alternative Income Portfolio, Series 11	35-2618919	40173W569	40173W577	40173W593	40173W585		AIP 011	8/15/2018	0.06860	0.01124
Alternative Income Portfolio, Series 11	35-2618919	40173W569	40173W577	40173W593	40173W585		AIP 011	9/15/2018	0.10190	0.01669
Alternative Income Portfolio, Series 11	35-2618919	40173W569	40173W577	40173W593	40173W585		AIP 011	10/15/2018	0.07050	0.01155
Alternative Income Portfolio, Series 11	35-2618919	40173W569	40173W577	40173W593	40173W585		AIP 011	10/15/2018	0.27700	0.25692
Alternative Income Portfolio, Series 11	35-2618919	40173W569	40173W577	40173W593	40173W585		AIP 011	11/15/2018	0.07000	0.01147
Alternative Income Portfolio, Series 11	35-2618919	40173W569	40173W577	40173W593	40173W585		AIP 011	12/15/2018	0.07160	0.01173
INVESTMENT GRADE CORPORATE TRUST 3-7 YEAR, SERIES12	35-2640058	40173W643					GIGS 012	11/15/2018	2.05000	2.02192
INVESTMENT GRADE CORPORATE TRUST 3-7 YEAR, SERIES12	35-2640058	40173W643					GIGS 012	12/15/2018	2.68000	2.64328
ZACKS INCOME ADVANTAGE STRATEGY PORTFOLIO, SERIES42	35-2621982	40173W858	40173W866	40173W882	40173W874		CZIP 042	6/15/2018	0.05600	0.01623
ZACKS INCOME ADVANTAGE STRATEGY PORTFOLIO, SERIES42	35-2621982	40173W858	40173W866	40173W882	40173W874		CZIP 042	7/15/2018	0.05490	0.01592
ZACKS INCOME ADVANTAGE STRATEGY PORTFOLIO, SERIES42	35-2621982	40173W858	40173W866	40173W882	40173W874		CZIP 042	8/15/2018	0.05530	0.01603
ZACKS INCOME ADVANTAGE STRATEGY PORTFOLIO, SERIES42	35-2621982	40173W858	40173W866	40173W882	40173W874		CZIP 042	9/15/2018	0.05580	0.01618
ZACKS INCOME ADVANTAGE STRATEGY PORTFOLIO, SERIES42	35-2621982	40173W858	40173W866	40173W882	40173W874		CZIP 042	10/15/2018	0.05470	0.01586
ZACKS INCOME ADVANTAGE STRATEGY PORTFOLIO, SERIES42	35-2621982	40173W858	40173W866	40173W882	40173W874		CZIP 042	11/15/2018	0.05520	0.01600
ZACKS INCOME ADVANTAGE STRATEGY PORTFOLIO, SERIES42	35-2621982	40173W858	40173W866	40173W882	40173W874		CZIP 042	12/15/2018	0.05510	0.01597
GUGGENHEIM EUROPEAN CAPITAL STRENGTH PORTFOLIO, SERIES 16	35-2621983	40173X229	40173X237	40173X252	40173X245		ECAP 016	7/15/2018	0.07570	0.06733
TOTAL INCOME PORTFOLIO, SERIES 13	35-2621985	40173X393	40173X419	40173X435	40173X427		TIP 013	6/15/2018	0.02980	0.00686
TOTAL INCOME PORTFOLIO, SERIES 13	35-2621985	40173X393	40173X419	40173X435	40173X427		TIP 013	7/15/2018	0.04420	0.01017
TOTAL INCOME PORTFOLIO, SERIES 13	35-2621985	40173X393	40173X419	40173X435	40173X427		TIP 013	8/15/2018	0.04480	0.01031
TOTAL INCOME PORTFOLIO, SERIES 13	35-2621985	40173X393	40173X419	40173X435	40173X427		TIP 013	9/15/2018	0.04360	0.01004
TOTAL INCOME PORTFOLIO, SERIES 13	35-2621985	40173X393	40173X419	40173X435	40173X427		TIP 013	10/15/2018	0.04340	0.00999
TOTAL INCOME PORTFOLIO, SERIES 13	35-2621985	40173X393	40173X419	40173X435	40173X427		TIP 013	11/15/2018	0.04210	0.00969
TOTAL INCOME PORTFOLIO, SERIES 13	35-2621985	40173X393	40173X419	40173X435	40173X427		TIP 013	12/15/2018	0.04220	0.00971
ADVISORY SERIES: GUGGENHEIM INVESTMENT GRADE CORPORATE TRUST 3-7 YEAR, SERIES 2	35-2627597	40173X443					AGIGS 002	7/15/2018	1.55000	0.79841
ADVISORY SERIES: GUGGENHEIM INVESTMENT GRADE CORPORATE TRUST 3-7 YEAR, SERIES 2	35-2627597	40173X443					AGIGS 002	8/15/2018	2.91000	1.49894
ADVISORY SERIES: GUGGENHEIM INVESTMENT GRADE CORPORATE TRUST 3-7 YEAR, SERIES 2	35-2627597	40173X443					AGIGS 002	9/15/2018	2.91000	1.49894
ADVISORY SERIES: GUGGENHEIM INVESTMENT GRADE CORPORATE TRUST 3-7 YEAR, SERIES 2	35-2627597	40173X443					AGIGS 002	10/15/2018	2.92000	1.50409
ADVISORY SERIES: GUGGENHEIM INVESTMENT GRADE CORPORATE TRUST 3-7 YEAR, SERIES 2	35-2627597	40173X443					AGIGS 002	11/15/2018	2.91000	1.49894
ADVISORY SERIES: GUGGENHEIM INVESTMENT GRADE CORPORATE TRUST 3-7 YEAR, SERIES 2	35-2627597	40173X443					AGIGS 002	12/15/2018	2.92000	1.50409

Issuer's Name	EIN	CUSIP 1	CUSIP 2	CUSIP 3	CUSIP 4	CUSIP 5	Ticker Symbol	Date of Corporate Action	Distribution Per Unit	Per Unit Reduction of Taxpayer's Basis
Covered Call & Income Portfolio of CEFs, Series 41	35-2627530	40173X542	40173X559	40173X575	40173X567		COV 041	6/15/2018	0.01970	0.00777
Covered Call & Income Portfolio of CEFs, Series 41	35-2627530	40173X542	40173X559	40173X575	40173X567		COV 041	7/15/2018	0.06560	0.02587
Covered Call & Income Portfolio of CEFs, Series 41	35-2627530	40173X542	40173X559	40173X575	40173X567		COV 041	8/15/2018	0.06560	0.02587
Covered Call & Income Portfolio of CEFs, Series 41	35-2627530	40173X542	40173X559	40173X575	40173X567		COV 041	9/15/2018	0.06560	0.02587
Covered Call & Income Portfolio of CEFs, Series 41	35-2627530	40173X542	40173X559	40173X575	40173X567		COV 041	10/15/2018	0.06500	0.02564
Covered Call & Income Portfolio of CEFs, Series 41	35-2627530	40173X542	40173X559	40173X575	40173X567		COV 041	11/15/2018	0.06500	0.02564
Covered Call & Income Portfolio of CEFs, Series 41	35-2627530	40173X542	40173X559	40173X575	40173X567		COV 041	12/15/2018	0.06350	0.02504
Covered Call & Income Portfolio of CEFs, Series 41	35-2627530	40173X542	40173X559	40173X575	40173X567		COV 041	12/31/2018	0.04590	0.01810
BDC Scorecard Portfolio, Series 12	35-2627533	40173Y102	40173Y110	40173Y136	40173Y128		BDCS 012	7/15/2018	0.07470	0.00332
BDC Scorecard Portfolio, Series 12	35-2627533	40173Y102	40173Y110	40173Y136	40173Y128		BDCS 012	8/15/2018	0.07600	0.00338
BDC Scorecard Portfolio, Series 12	35-2627533	40173Y102	40173Y110	40173Y136	40173Y128		BDCS 012	9/15/2018	0.07590	0.00338
BDC Scorecard Portfolio, Series 12	35-2627533	40173Y102	40173Y110	40173Y136	40173Y128		BDCS 012	10/15/2018	0.07900	0.00352
BDC Scorecard Portfolio, Series 12	35-2627533	40173Y102	40173Y110	40173Y136	40173Y128		BDCS 012	11/15/2018	0.07500	0.00334
BDC Scorecard Portfolio, Series 12	35-2627533	40173Y102	40173Y110	40173Y136	40173Y128		BDCS 012	12/15/2018	0.07730	0.00344
BDC Scorecard Portfolio, Series 12	35-2627533	40173Y102	40173Y110	40173Y136	40173Y128		BDCS 012	12/31/2018	0.03460	0.00154
EUROPEAN HIGH DIVIDEND PORTFOLIO, SERIES 12	35-2627534	40173Y144	40173Y151	40173Y177	40173Y169		EUHD 012	9/15/2018	0.02550	0.02322
EUROPEAN HIGH DIVIDEND PORTFOLIO, SERIES 12	35-2627534	40173Y144	40173Y151	40173Y177	40173Y169		EUHD 012	10/15/2018	0.01980	0.01803
EUROPEAN HIGH DIVIDEND PORTFOLIO, SERIES 12	35-2627534	40173Y144	40173Y151	40173Y177	40173Y169		EUHD 012	12/15/2018	0.01870	0.01703
MLP & ENERGY FUNDS PORTFOLIO, SERIES 22	35-2627531	40173Y185	40173Y193	40173Y219	40173Y201		MLP 022	7/15/2018	0.04850	0.02350
MLP & ENERGY FUNDS PORTFOLIO, SERIES 22	35-2627531	40173Y185	40173Y193	40173Y219	40173Y201		MLP 022	8/15/2018	0.07200	0.03488
MLP & ENERGY FUNDS PORTFOLIO, SERIES 22	35-2627531	40173Y185	40173Y193	40173Y219	40173Y201		MLP 022	9/15/2018	0.07190	0.03484
MLP & ENERGY FUNDS PORTFOLIO, SERIES 22	35-2627531	40173Y185	40173Y193	40173Y219	40173Y201		MLP 022	10/15/2018	0.07490	0.03629
MLP & ENERGY FUNDS PORTFOLIO, SERIES 22	35-2627531	40173Y185	40173Y193	40173Y219	40173Y201		MLP 022	11/15/2018	0.07180	0.03479
MLP & ENERGY FUNDS PORTFOLIO, SERIES 22	35-2627531	40173Y185	40173Y193	40173Y219	40173Y201		MLP 022	12/15/2018	0.07100	0.03440
ALERIAN MLP INFRASTRUCTURE & INCOME PORTFOLIO, SERIES 3	35-2627634	40173Y383	40173Y391	40173Y417	40173Y409		AMII 003	7/15/2018	0.00750	0.00399
ALERIAN MLP INFRASTRUCTURE & INCOME PORTFOLIO, SERIES 3	35-2627634	40173Y383	40173Y391	40173Y417	40173Y409		AMII 003	8/15/2018	0.02590	0.01379
ALERIAN MLP INFRASTRUCTURE & INCOME PORTFOLIO, SERIES 3	35-2627634	40173Y383	40173Y391	40173Y417	40173Y409		AMII 003	9/15/2018	0.03500	0.01864
ALERIAN MLP INFRASTRUCTURE & INCOME PORTFOLIO, SERIES 3	35-2627634	40173Y383	40173Y391	40173Y417	40173Y409		AMII 003	10/15/2018	0.02820	0.01502
ALERIAN MLP INFRASTRUCTURE & INCOME PORTFOLIO, SERIES 3	35-2627634	40173Y383	40173Y391	40173Y417	40173Y409		AMII 003	11/15/2018	0.02910	0.01550
ALERIAN MLP INFRASTRUCTURE & INCOME PORTFOLIO, SERIES 3	35-2627634	40173Y383	40173Y391	40173Y417	40173Y409		AMII 003	12/15/2018	0.03810	0.02029
ZACKS INCOME ADVANTAGE STRATEGY PORTFOLIO, SERIES43	35-2630906	40174A467	40174A475	40174A491	40174A483		CZIP 043	9/15/2018	0.05350	0.01740
ZACKS INCOME ADVANTAGE STRATEGY PORTFOLIO, SERIES43	35-2630906	40174A467	40174A475	40174A491	40174A483		CZIP 043	10/15/2018	0.05180	0.01685
ZACKS INCOME ADVANTAGE STRATEGY PORTFOLIO, SERIES43	35-2630906	40174A467	40174A475	40174A491	40174A483		CZIP 043	11/15/2018	0.05160	0.01679
ZACKS INCOME ADVANTAGE STRATEGY PORTFOLIO, SERIES43	35-2630906	40174A467	40174A475	40174A491	40174A483		CZIP 043	12/15/2018	0.05610	0.01825
Total Income Portfolio, Series 14	35-2630911	40174B101	40174B119	40174B135	40174B127		TIP 014	9/15/2018	0.02660	0.00355
Total Income Portfolio, Series 14	35-2630911	40174B101	40174B119	40174B135	40174B127		TIP 014	10/15/2018	0.04290	0.00572
Total Income Portfolio, Series 14	35-2630911	40174B101	40174B119	40174B135	40174B127		TIP 014	11/15/2018	0.04340	0.00579
Total Income Portfolio, Series 14	35-2630911	40174B101	40174B119	40174B135	40174B127		TIP 014	12/15/2018	0.04300	0.00574
Total Income Portfolio, Series 14	35-2630911	40174B101	40174B119	40174B135	40174B127		TIP 014	12/31/2018	0.02230	0.00297
BDC SCORECARD PORTFOLIO, SERIES 13	35-2633820	40174B390	40174B408	40174B424	40174B416		BDCS 013	10/15/2018	0.06780	0.00675
BDC SCORECARD PORTFOLIO, SERIES 13	35-2633820	40174B390	40174B408	40174B424	40174B416		BDCS 013	11/15/2018	0.07360	0.00733
BDC SCORECARD PORTFOLIO, SERIES 13	35-2633820	40174B390	40174B408	40174B424	40174B416		BDCS 013	12/15/2018	0.07680	0.00763
BDC SCORECARD PORTFOLIO, SERIES 13	35-2633820	40174B390	40174B408	40174B424	40174B416		BDCS 013	12/31/2018	0.05710	0.00569
EUROPEAN HIGH DIVIDEND PORTFOLIO, SERIES 13	35-2633818	40174B432	40174B440	40174B465	40174B457		EUHD 013	11/15/2018	0.02050	0.02050
EUROPEAN HIGH DIVIDEND PORTFOLIO, SERIES 13	35-2633818	40174B432	40174B440	40174B465	40174B457		EUHD 013	12/15/2018	0.01320	0.01320
MLP & Energy Funds Portfolio, Series 23	35-2633819	40174B515	40174B523	40174B549	40174B531		MLP 023	10/15/2018	0.04160	0.01874
MLP & Energy Funds Portfolio, Series 23	35-2633819	40174B515	40174B523	40174B549	40174B531		MLP 023	11/15/2018	0.07440	0.03351
MLP & Energy Funds Portfolio, Series 23	35-2633819	40174B515	40174B523	40174B549	40174B531		MLP 023	12/15/2018	0.07370	0.03319
MLP & Energy Funds Portfolio, Series 23	35-2633819	40174B515	40174B523	40174B549	40174B531		MLP 023	12/31/2018	0.00360	0.00162
ALERIAN MLP INFRASTRUCTURE & INCOME PORTFOLIO, SERIES 4	35-2636365	40174B754	40174B762	40174B788	40174B770		AMII 004	10/15/2018	0.01010	0.01010
ALERIAN MLP INFRASTRUCTURE & INCOME PORTFOLIO, SERIES 4	35-2636365	40174B754	40174B762	40174B788	40174B770		AMII 004	11/15/2018	0.03110	0.03110
ALERIAN MLP INFRASTRUCTURE & INCOME PORTFOLIO, SERIES 4	35-2636365	40174B754	40174B762	40174B788	40174B770		AMII 004	12/15/2018	0.03990	0.03990
Alternative Income Portfolio, Series 12	35-2636366	40174B796	40174B804	40174B820	40174B812		AIP 012	11/15/2018	0.07570	0.02068
Alternative Income Portfolio, Series 12	35-2636366	40174B796	40174B804	40174B820	40174B812		AIP 012	12/15/2018	0.07090	0.01937
Alternative Income Portfolio, Series 12	35-2636366	40174B796	40174B804	40174B820	40174B812		AIP 012	12/31/2018	0.04910	0.01341

Issuer's Name	EIN	CUSIP 1	CUSIP 2	CUSIP 3	CUSIP 4	CUSIP 5	Ticker Symbol	Date of Corporate Action	Distribution Per Unit	Per Unit Reduction of Taxpayer's Basis
FLAHERTY & CRUMRINE PREFERRED PORTFOLIO, SERIES 47	35-2640064	40174C703	40174C711	40174C737	40174C729		PREF 047	12/15/2018	0.04530	0.00455
FLAHERTY & CRUMRINE PREFERRED PORTFOLIO, SERIES 47	35-2640064	40174C703	40174C711	40174C737	40174C729		PREF 047	12/31/2018	0.03850	0.00387
ZACKS INCOME ADVANTAGE STRATEGY PORTFOLIO, SERIES44	35-2640065	40174C745	40174C752	40174C778	40174C760		CZIP 044	12/15/2018	0.05600	0.02484
ZACKS INCOME ADVANTAGE STRATEGY PORTFOLIO, SERIES44	35-2640065	40174C745	40174C752	40174C778	40174C760		CZIP 044	12/31/2018	0.02170	0.00962
EUROPEAN CAPITAL STRENGTH PORTFOLIO, SERIES 17	35-2640066	40174D149	40174D156	40174D172	40174D164		ECAP 017	12/31/2018	0.00470	0.00470
TOTAL INCOME PORTFOLIO, SERIES 15	35-2640067	40174D347	40174D354	40174D370	40174D362		TIP 015	12/15/2018	0.02570	0.01500
TOTAL INCOME PORTFOLIO, SERIES 15	35-2640067	40174D347	40174D354	40174D370	40174D362		TIP 015	12/31/2018	0.03160	0.01845
COVERED CALL & INCOME PORTFOLIO OF CEFS, SERIES 42	35-2642541	40174D586	40174D594	40174D610	40174D602		COV 042	12/15/2018	0.02060	0.00440
COVERED CALL & INCOME PORTFOLIO OF CEFS, SERIES 42	35-2642541	40174D586	40174D594	40174D610	40174D602		COV 042	12/31/2018	0.08090	0.01729
BDC SCORECARD PORTFOLIO, SERIES 14	35-2642537	40174D701	40174D719	40174D735	40174D727		BDCS 014	12/31/2018	0.03120	0.00058
High Income Investment Grade Trust, Series 1	35-2472964	429679111	429679103				HIGT1	1/10/2018	4.27000	1.59100
High Income Investment Grade Trust, Series 1	35-2472964	429679111	429679103				HIGT1	2/10/2018	4.31000	1.60591
High Income Investment Grade Trust, Series 1	35-2472964	429679111	429679103				HIGT1	3/10/2018	4.29000	1.59845
High Income Investment Grade Trust, Series 1	35-2472964	429679111	429679103				HIGT1	4/10/2018	4.29000	1.59845
High Income Investment Grade Trust, Series 1	35-2472964	429679111	429679103				HIGT1	5/10/2018	4.25000	1.58355
High Income Investment Grade Trust, Series 1	35-2472964	429679111	429679103				HIGT1	5/10/2018	10.04000	10.04000
High Income Investment Grade Trust, Series 1	35-2472964	429679111	429679103				HIGT1	6/10/2018	4.27000	1.59100
High Income Investment Grade Trust, Series 1	35-2472964	429679111	429679103				HIGT1	7/10/2018	4.22000	1.57237
High Income Investment Grade Trust, Series 1	35-2472964	429679111	429679103				HIGT1	7/10/2018	52.88000	52.88000
High Income Investment Grade Trust, Series 1	35-2472964	429679111	429679103				HIGT1	8/10/2018	3.86000	1.43824
High Income Investment Grade Trust, Series 1	35-2472964	429679111	429679103				HIGT1	9/10/2018	3.87000	1.44196
High Income Investment Grade Trust, Series 1	35-2472964	429679111	429679103				HIGT1	10/10/2018	4.24000	1.57982
High Income Investment Grade Trust, Series 1	35-2472964	429679111	429679103				HIGT1	11/10/2018	3.92000	1.46059
High Income Investment Grade Trust, Series 1	35-2472964	429679111	429679103				HIGT1	12/10/2018	3.96000	1.47550
High Income Investment Grade Trust, Series 2	35-2479720	429679137	429679129				HIGT2	1/10/2018	4.30000	0.66607
High Income Investment Grade Trust, Series 2	35-2479720	429679137	429679129				HIGT2	2/10/2018	4.28000	0.66297
High Income Investment Grade Trust, Series 2	35-2479720	429679137	429679129				HIGT2	2/10/2018	67.11000	65.46581
High Income Investment Grade Trust, Series 2	35-2479720	429679137	429679129				HIGT2	3/10/2018	3.84000	0.59482
High Income Investment Grade Trust, Series 2	35-2479720	429679137	429679129				HIGT2	4/10/2018	3.84000	0.59482
High Income Investment Grade Trust, Series 2	35-2479720	429679137	429679129				HIGT2	5/10/2018	3.77000	0.58397
High Income Investment Grade Trust, Series 2	35-2479720	429679137	429679129				HIGT2	5/10/2018	69.54000	67.83627
High Income Investment Grade Trust, Series 2	35-2479720	429679137	429679129				HIGT2	6/10/2018	3.55000	0.54990
High Income Investment Grade Trust, Series 2	35-2479720	429679137	429679129				HIGT2	7/10/2018	3.52000	0.54525
High Income Investment Grade Trust, Series 2	35-2479720	429679137	429679129				HIGT2	7/10/2018	73.85000	72.04068
High Income Investment Grade Trust, Series 2	35-2479720	429679137	429679129				HIGT2	8/10/2018	3.03000	0.46935
High Income Investment Grade Trust, Series 2	35-2479720	429679137	429679129				HIGT2	9/10/2018	3.02000	0.46780
High Income Investment Grade Trust, Series 2	35-2479720	429679137	429679129				HIGT2	10/10/2018	3.27000	0.50652
High Income Investment Grade Trust, Series 2	35-2479720	429679137	429679129				HIGT2	11/10/2018	3.11000	0.48174
High Income Investment Grade Trust, Series 2	35-2479720	429679137	429679129				HIGT2	12/10/2018	3.09000	0.47864
High Income Investment Grade Trust, Series 3	35-2485477	429679152	429679145				HIGT3	1/10/2018	4.65000	1.21598
High Income Investment Grade Trust, Series 3	35-2485477	429679152	429679145				HIGT3	2/10/2018	4.65000	1.21598
High Income Investment Grade Trust, Series 3	35-2485477	429679152	429679145				HIGT3	3/10/2018	4.69000	1.22644
High Income Investment Grade Trust, Series 3	35-2485477	429679152	429679145				HIGT3	4/10/2018	4.65000	1.21598
High Income Investment Grade Trust, Series 3	35-2485477	429679152	429679145				HIGT3	5/10/2018	4.63000	1.21075
High Income Investment Grade Trust, Series 3	35-2485477	429679152	429679145				HIGT3	6/10/2018	4.64000	1.21336
High Income Investment Grade Trust, Series 3	35-2485477	429679152	429679145				HIGT3	7/10/2018	4.64000	1.21336
High Income Investment Grade Trust, Series 3	35-2485477	429679152	429679145				HIGT3	8/10/2018	4.62000	1.20813
High Income Investment Grade Trust, Series 3	35-2485477	429679152	429679145				HIGT3	9/10/2018	4.62000	1.20813
High Income Investment Grade Trust, Series 3	35-2485477	429679152	429679145				HIGT3	10/10/2018	4.57000	1.19506
High Income Investment Grade Trust, Series 3	35-2485477	429679152	429679145				HIGT3	10/10/2018	33.84000	32.78419
High Income Investment Grade Trust, Series 3	35-2485477	429679152	429679145				HIGT3	11/10/2018	4.49000	1.17414
High Income Investment Grade Trust, Series 3	35-2485477	429679152	429679145				HIGT3	12/10/2018	4.48000	1.17152
High Income Investment Grade Trust, Series 4	35-2494793	429679178	429679160				HIGT4	1/10/2018	4.52000	1.36820
High Income Investment Grade Trust, Series 4	35-2494793	429679178	429679160				HIGT4	2/10/2018	4.53000	1.37123
High Income Investment Grade Trust, Series 4	35-2494793	429679178	429679160				HIGT4	3/10/2018	4.56000	1.38031
High Income Investment Grade Trust, Series 4	35-2494793	429679178	429679160				HIGT4	4/10/2018	4.52000	1.36820
High Income Investment Grade Trust, Series 4	35-2494793	429679178	429679160				HIGT4	5/10/2018	4.51000	1.36518
High Income Investment Grade Trust, Series 4	35-2494793	429679178	429679160				HIGT4	6/10/2018	4.54000	1.37426

Issuer's Name	EIN	CUSIP 1	CUSIP 2	CUSIP 3	CUSIP 4	CUSIP 5	Ticker Symbol	Date of Corporate Action	Distribution Per Unit	Per Unit Reduction of Taxpayer's Basis
High Income Investment Grade Trust, Series 4	35-2494793	429679178	429679160				HIGT4	7/10/2018	4.51000	1.36518
High Income Investment Grade Trust, Series 4	35-2494793	429679178	429679160				HIGT4	8/10/2018	4.51000	1.36518
High Income Investment Grade Trust, Series 4	35-2494793	429679178	429679160				HIGT4	9/10/2018	4.52000	1.36820
High Income Investment Grade Trust, Series 4	35-2494793	429679178	429679160				HIGT4	10/10/2018	4.57000	1.38334
High Income Investment Grade Trust, Series 4	35-2494793	429679178	429679160				HIGT4	11/10/2018	4.53000	1.37123
High Income Investment Grade Trust, Series 4	35-2494793	429679178	429679160				HIGT4	12/10/2018	4.52000	1.36820
High Income Investment Grade Trust, Series 5	35-2505223	429679194	429679186				HIGT5	1/10/2018	4.36000	1.41308
High Income Investment Grade Trust, Series 5	35-2505223	429679194	429679186				HIGT5	2/10/2018	4.37000	1.41632
High Income Investment Grade Trust, Series 5	35-2505223	429679194	429679186				HIGT5	3/10/2018	4.40000	1.42604
High Income Investment Grade Trust, Series 5	35-2505223	429679194	429679186				HIGT5	4/10/2018	4.39000	1.42280
High Income Investment Grade Trust, Series 5	35-2505223	429679194	429679186				HIGT5	5/10/2018	4.38000	1.41956
High Income Investment Grade Trust, Series 5	35-2505223	429679194	429679186				HIGT5	6/10/2018	4.43000	1.43576
High Income Investment Grade Trust, Series 5	35-2505223	429679194	429679186				HIGT5	7/10/2018	4.41000	1.42928
High Income Investment Grade Trust, Series 5	35-2505223	429679194	429679186				HIGT5	8/10/2018	4.23000	1.37094
High Income Investment Grade Trust, Series 5	35-2505223	429679194	429679186				HIGT5	8/10/2018	51.06000	51.06000
High Income Investment Grade Trust, Series 5	35-2505223	429679194	429679186				HIGT5	9/10/2018	4.20000	1.36122
High Income Investment Grade Trust, Series 5	35-2505223	429679194	429679186				HIGT5	10/10/2018	4.23000	1.37094
High Income Investment Grade Trust, Series 5	35-2505223	429679194	429679186				HIGT5	11/10/2018	4.17000	1.35150
High Income Investment Grade Trust, Series 5	35-2505223	429679194	429679186				HIGT5	11/10/2018	5.46000	5.46000
High Income Investment Grade Trust, Series 5	35-2505223	429679194	429679186				HIGT5	12/10/2018	4.17000	1.35150
High Income Investment Grade Trust, Series 6	35-2512802	429679210	429679202				HIGT6	1/10/2018	4.34000	1.56240
High Income Investment Grade Trust, Series 6	35-2512802	429679210	429679202				HIGT6	2/10/2018	4.34000	1.56240
High Income Investment Grade Trust, Series 6	35-2512802	429679210	429679202				HIGT6	3/10/2018	4.32000	1.55520
High Income Investment Grade Trust, Series 6	35-2512802	429679210	429679202				HIGT6	4/10/2018	4.33000	1.55880
High Income Investment Grade Trust, Series 6	35-2512802	429679210	429679202				HIGT6	5/10/2018	4.32000	1.55520
High Income Investment Grade Trust, Series 6	35-2512802	429679210	429679202				HIGT6	6/10/2018	4.35000	1.56600
High Income Investment Grade Trust, Series 6	35-2512802	429679210	429679202				HIGT6	7/10/2018	4.33000	1.55880
High Income Investment Grade Trust, Series 6	35-2512802	429679210	429679202				HIGT6	8/10/2018	4.27000	1.53720
High Income Investment Grade Trust, Series 6	35-2512802	429679210	429679202				HIGT6	8/10/2018	6.49000	6.49000
High Income Investment Grade Trust, Series 6	35-2512802	429679210	429679202				HIGT6	9/10/2018	4.34000	1.56240
High Income Investment Grade Trust, Series 6	35-2512802	429679210	429679202				HIGT6	10/10/2018	4.34000	1.56240
High Income Investment Grade Trust, Series 6	35-2512802	429679210	429679202				HIGT6	11/10/2018	4.35000	1.56600
High Income Investment Grade Trust, Series 6	35-2512802	429679210	429679202				HIGT6	12/10/2018	4.35000	1.56600
High Yield Corporate Trust 4-7 Year Series 1	35-2529597	42981J111	42981J103				HYCT1	1/10/2018	4.62000	0.19543
High Yield Corporate Trust 4-7 Year Series 1	35-2529597	42981J111	42981J103				HYCT1	1/10/2018	17.39000	17.39000
High Yield Corporate Trust 4-7 Year Series 1	35-2529597	42981J111	42981J103				HYCT1	2/10/2018	4.61000	0.19500
High Yield Corporate Trust 4-7 Year Series 1	35-2529597	42981J111	42981J103				HYCT1	3/10/2018	4.63000	0.19585
High Yield Corporate Trust 4-7 Year Series 1	35-2529597	42981J111	42981J103				HYCT1	4/10/2018	4.65000	0.19670
High Yield Corporate Trust 4-7 Year Series 1	35-2529597	42981J111	42981J103				HYCT1	4/10/2018	27.76000	27.76000
High Yield Corporate Trust 4-7 Year Series 1	35-2529597	42981J111	42981J103				HYCT1	5/10/2018	4.42000	0.18697
High Yield Corporate Trust 4-7 Year Series 1	35-2529597	42981J111	42981J103				HYCT1	6/10/2018	4.34000	0.18358
High Yield Corporate Trust 4-7 Year Series 1	35-2529597	42981J111	42981J103				HYCT1	6/10/2018	28.80000	28.80000
High Yield Corporate Trust 4-7 Year Series 1	35-2529597	42981J111	42981J103				HYCT1	7/10/2018	4.20000	0.17766
High Yield Corporate Trust 4-7 Year Series 1	35-2529597	42981J111	42981J103				HYCT1	7/10/2018	6.54000	6.54000
High Yield Corporate Trust 4-7 Year Series 1	35-2529597	42981J111	42981J103				HYCT1	8/10/2018	4.22000	0.17851
High Yield Corporate Trust 4-7 Year Series 1	35-2529597	42981J111	42981J103				HYCT1	9/10/2018	4.12000	0.17428
High Yield Corporate Trust 4-7 Year Series 1	35-2529597	42981J111	42981J103				HYCT1	9/10/2018	15.12000	15.12000
High Yield Corporate Trust 4-7 Year Series 1	35-2529597	42981J111	42981J103				HYCT1	10/10/2018	4.16000	0.17597
High Yield Corporate Trust 4-7 Year Series 1	35-2529597	42981J111	42981J103				HYCT1	11/10/2018	4.11000	0.17385
High Yield Corporate Trust 4-7 Year Series 1	35-2529597	42981J111	42981J103				HYCT1	11/10/2018	16.87000	16.87000
High Yield Corporate Trust 4-7 Year Series 1	35-2529597	42981J111	42981J103				HYCT1	12/10/2018	4.04000	0.17089
High Yield Corporate Trust 4-7 Year Series 2	35-2529703	42981J137	42981J129				HYCT2	1/10/2018	4.27000	0.14219
High Yield Corporate Trust 4-7 Year Series 2	35-2529703	42981J137	42981J129				HYCT2	1/10/2018	38.61000	38.61000
High Yield Corporate Trust 4-7 Year Series 2	35-2529703	42981J137	42981J129				HYCT2	2/10/2018	4.23000	0.14086
High Yield Corporate Trust 4-7 Year Series 2	35-2529703	42981J137	42981J129				HYCT2	3/10/2018	4.23000	0.14086
High Yield Corporate Trust 4-7 Year Series 2	35-2529703	42981J137	42981J129				HYCT2	4/10/2018	4.23000	0.14086
High Yield Corporate Trust 4-7 Year Series 2	35-2529703	42981J137	42981J129				HYCT2	4/10/2018	22.71000	22.71000
High Yield Corporate Trust 4-7 Year Series 2	35-2529703	42981J137	42981J129				HYCT2	5/10/2018	4.09000	0.13620
High Yield Corporate Trust 4-7 Year Series 2	35-2529703	42981J137	42981J129				HYCT2	6/10/2018	4.03000	0.13420
High Yield Corporate Trust 4-7 Year Series 2	35-2529703	42981J137	42981J129				HYCT2	6/10/2018	26.49000	26.49000
High Yield Corporate Trust 4-7 Year Series 2	35-2529703	42981J137	42981J129				HYCT2	7/10/2018	3.88000	0.12920
High Yield Corporate Trust 4-7 Year Series 2	35-2529703	42981J137	42981J129				HYCT2	7/10/2018	6.67000	6.67000
High Yield Corporate Trust 4-7 Year Series 2	35-2529703	42981J137	42981J129				HYCT2	8/10/2018	3.88000	0.12920

Issuer's Name	EIN	CUSIP 1	CUSIP 2	CUSIP 3	CUSIP 4	CUSIP 5	Ticker Symbol	Date of Corporate Action	Distribution Per Unit	Per Unit Reduction of Taxpayer's Basis
High Yield Corporate Trust 4-7 Year Series 2	35-2529703	42981J137	42981J129				HYCT2	9/10/2018	3.77000	0.12554
High Yield Corporate Trust 4-7 Year Series 2	35-2529703	42981J137	42981J129				HYCT2	9/10/2018	25.72000	25.72000
High Yield Corporate Trust 4-7 Year Series 2	35-2529703	42981J137	42981J129				HYCT2	10/10/2018	3.77000	0.12554
High Yield Corporate Trust 4-7 Year Series 2	35-2529703	42981J137	42981J129				HYCT2	11/10/2018	3.77000	0.12554
High Yield Corporate Trust 4-7 Year Series 2	35-2529703	42981J137	42981J129				HYCT2	12/10/2018	3.79000	0.12621
High Yield Corporate Trust 4-7 Year Series 3	35-2537002	42981J152	42981J145				HYCT3	1/10/2018	3.95000	0.08374
High Yield Corporate Trust 4-7 Year Series 3	35-2537002	42981J152	42981J145				HYCT3	2/10/2018	3.96000	0.08395
High Yield Corporate Trust 4-7 Year Series 3	35-2537002	42981J152	42981J145				HYCT3	3/10/2018	3.94000	0.08353
High Yield Corporate Trust 4-7 Year Series 3	35-2537002	42981J152	42981J145				HYCT3	4/10/2018	3.90000	0.08268
High Yield Corporate Trust 4-7 Year Series 3	35-2537002	42981J152	42981J145				HYCT3	4/10/2018	12.64000	11.66672
High Yield Corporate Trust 4-7 Year Series 3	35-2537002	42981J152	42981J145				HYCT3	5/10/2018	3.90000	0.08268
High Yield Corporate Trust 4-7 Year Series 3	35-2537002	42981J152	42981J145				HYCT3	6/10/2018	3.89000	0.08247
High Yield Corporate Trust 4-7 Year Series 3	35-2537002	42981J152	42981J145				HYCT3	7/10/2018	3.87000	0.08204
High Yield Corporate Trust 4-7 Year Series 3	35-2537002	42981J152	42981J145				HYCT3	8/10/2018	3.76000	0.07971
High Yield Corporate Trust 4-7 Year Series 3	35-2537002	42981J152	42981J145				HYCT3	8/10/2018	29.11000	26.86853
High Yield Corporate Trust 4-7 Year Series 3	35-2537002	42981J152	42981J145				HYCT3	9/10/2018	3.74000	0.07929
High Yield Corporate Trust 4-7 Year Series 3	35-2537002	42981J152	42981J145				HYCT3	10/10/2018	3.74000	0.07929
High Yield Corporate Trust 4-7 Year Series 3	35-2537002	42981J152	42981J145				HYCT3	11/10/2018	3.76000	0.07971
High Yield Corporate Trust 4-7 Year Series 3	35-2537002	42981J152	42981J145				HYCT3	12/10/2018	3.75000	0.07950
High Yield Corporate Trust 4-7 Year Series 3	35-2537002	42981J152	42981J145				HYCT3	12/10/2018	13.05000	12.04515
High Yield Corporate Trust 4-7 Year Series 4	35-2544659	42981J178	42981J160				HYCT4	5/10/2018	9.72000	9.13291
High Yield Corporate Trust 4-7 Year Series 4	35-2544659	42981J178	42981J160				HYCT4	7/10/2018	9.04000	8.49398
High Yield Corporate Trust 4-7 Year Series 4	35-2544659	42981J178	42981J160				HYCT4	9/10/2018	35.79000	33.62828
High Yield Corporate Trust 4-7 Year Series 4	35-2544659	42981J178	42981J160				HYCT4	12/10/2018	22.37000	21.01885
High Yield Corporate Trust 4-7 Year Series 5	35-2548842	42981J194	42981J186				HYCT5	5/10/2018	16.60000	14.09340
High Yield Corporate Trust 4-7 Year Series 5	35-2548842	42981J194	42981J186				HYCT5	8/10/2018	22.58000	19.17042
High Yield Corporate Trust 4-7 Year Series 5	35-2548842	42981J194	42981J186				HYCT5	9/10/2018	41.17000	34.95333
High Yield Corporate Trust 4-7 Year Series 5	35-2548842	42981J194	42981J186				HYCT5	11/10/2018	23.17000	19.67133
High Yield Corporate Trust 4-7 Year Series 5	35-2548842	42981J194	42981J186				HYCT5	12/10/2018	34.39000	29.19711
High Yield Corporate Trust 4-7 Year Series 6	35-2558633	42981J210	42981J202				HYCT6	5/10/2018	32.10000	31.35849
High Yield Corporate Trust 4-7 Year Series 6	35-2558633	42981J210	42981J202				HYCT6	6/10/2018	21.51000	21.01312
High Yield Corporate Trust 4-7 Year Series 6	35-2558633	42981J210	42981J202				HYCT6	7/10/2018	6.99000	6.82853
High Yield Corporate Trust 4-7 Year Series 6	35-2558633	42981J210	42981J202				HYCT6	8/10/2018	25.59000	24.99887
High Yield Corporate Trust 4-7 Year Series 6	35-2558633	42981J210	42981J202				HYCT6	9/10/2018	28.76000	28.09564
High Yield Corporate Trust 4-7 Year Series 6	35-2558633	42981J210	42981J202				HYCT6	11/10/2018	72.04000	70.37588
High Yield Corporate Trust 4-7 Year Series 6	35-2558633	42981J210	42981J202				HYCT6	12/10/2018	50.22000	49.05992
High Yield Corporate Trust 4-7 Year Series 7	35-2560732	42981J236	42981J228				HYCT7	1/10/2018	5.46000	0.12776
High Yield Corporate Trust 4-7 Year Series 7	35-2560732	42981J236	42981J228				HYCT7	2/10/2018	5.44000	0.12730
High Yield Corporate Trust 4-7 Year Series 7	35-2560732	42981J236	42981J228				HYCT7	3/10/2018	5.37000	0.12566
High Yield Corporate Trust 4-7 Year Series 7	35-2560732	42981J236	42981J228				HYCT7	3/10/2018	36.25000	35.61925
High Yield Corporate Trust 4-7 Year Series 7	35-2560732	42981J236	42981J228				HYCT7	4/10/2018	5.23000	0.12238
High Yield Corporate Trust 4-7 Year Series 7	35-2560732	42981J236	42981J228				HYCT7	5/10/2018	5.16000	0.12074
High Yield Corporate Trust 4-7 Year Series 7	35-2560732	42981J236	42981J228				HYCT7	5/10/2018	17.61000	17.30359
High Yield Corporate Trust 4-7 Year Series 7	35-2560732	42981J236	42981J228				HYCT7	6/10/2018	4.99000	0.11677
High Yield Corporate Trust 4-7 Year Series 7	35-2560732	42981J236	42981J228				HYCT7	6/10/2018	34.91000	34.30257
High Yield Corporate Trust 4-7 Year Series 7	35-2560732	42981J236	42981J228				HYCT7	7/10/2018	4.80000	0.11232
High Yield Corporate Trust 4-7 Year Series 7	35-2560732	42981J236	42981J228				HYCT7	8/10/2018	4.69000	0.10975
High Yield Corporate Trust 4-7 Year Series 7	35-2560732	42981J236	42981J228				HYCT7	8/10/2018	31.63000	31.07964
High Yield Corporate Trust 4-7 Year Series 7	35-2560732	42981J236	42981J228				HYCT7	9/10/2018	4.64000	0.10858
High Yield Corporate Trust 4-7 Year Series 7	35-2560732	42981J236	42981J228				HYCT7	10/10/2018	4.66000	0.10904
High Yield Corporate Trust 4-7 Year Series 7	35-2560732	42981J236	42981J228				HYCT7	11/10/2018	4.51000	0.10553
High Yield Corporate Trust 4-7 Year Series 7	35-2560732	42981J236	42981J228				HYCT7	11/10/2018	86.23000	84.72960
High Yield Corporate Trust 4-7 Year Series 7	35-2560732	42981J236	42981J228				HYCT7	12/10/2018	4.19000	0.09805
High Yield Corporate Trust 4-7 Year Series 7	35-2560732	42981J236	42981J228				HYCT7	12/10/2018	14.22000	13.97257
High Yield Corporate Trust 4-7 Year Series 8	35-2566411	42981J251	42981J244				HYCT8	1/10/2018	5.00000	0.12650
High Yield Corporate Trust 4-7 Year Series 8	35-2566411	42981J251	42981J244				HYCT8	2/10/2018	4.99000	0.12625
High Yield Corporate Trust 4-7 Year Series 8	35-2566411	42981J251	42981J244				HYCT8	3/10/2018	5.02000	0.12701
High Yield Corporate Trust 4-7 Year Series 8	35-2566411	42981J251	42981J244				HYCT8	4/10/2018	4.98000	0.12599
High Yield Corporate Trust 4-7 Year Series 8	35-2566411	42981J251	42981J244				HYCT8	5/10/2018	4.97000	0.12574
High Yield Corporate Trust 4-7 Year Series 8	35-2566411	42981J251	42981J244				HYCT8	6/10/2018	4.98000	0.12599
High Yield Corporate Trust 4-7 Year Series 8	35-2566411	42981J251	42981J244				HYCT8	7/10/2018	4.88000	0.12346

Issuer's Name	EIN	CUSIP 1	CUSIP 2	CUSIP 3	CUSIP 4	CUSIP 5	Ticker Symbol	Date of Corporate Action	Distribution Per Unit	Per Unit Reduction of Taxpayer's Basis
High Yield Corporate Trust 4-7 Year Series 8	35-2566411	42981J251	42981J244				HYCT8	7/10/2018	41.97000	39.94705
High Yield Corporate Trust 4-7 Year Series 8	35-2566411	42981J251	42981J244				HYCT8	8/10/2018	4.56000	0.11537
High Yield Corporate Trust 4-7 Year Series 8	35-2566411	42981J251	42981J244				HYCT8	8/10/2018	16.43000	15.63807
High Yield Corporate Trust 4-7 Year Series 8	35-2566411	42981J251	42981J244				HYCT8	9/10/2018	4.54000	0.11486
High Yield Corporate Trust 4-7 Year Series 8	35-2566411	42981J251	42981J244				HYCT8	10/10/2018	4.57000	0.11562
High Yield Corporate Trust 4-7 Year Series 8	35-2566411	42981J251	42981J244				HYCT8	11/10/2018	4.53000	0.11461
High Yield Corporate Trust 4-7 Year Series 8	35-2566411	42981J251	42981J244				HYCT8	12/10/2018	4.33000	0.10955
High Yield Corporate Trust 4-7 Year Series 8	35-2566411	42981J251	42981J244				HYCT8	12/10/2018	62.74000	59.71593
High Yield Corporate Trust 4-7 Year Series 9	35-2571360	42981J277	42981J269				HYCT9	1/10/2018	5.41000	0.17691
High Yield Corporate Trust 4-7 Year Series 9	35-2571360	42981J277	42981J269				HYCT9	2/10/2018	5.43000	0.17756
High Yield Corporate Trust 4-7 Year Series 9	35-2571360	42981J277	42981J269				HYCT9	3/10/2018	5.41000	0.17691
High Yield Corporate Trust 4-7 Year Series 9	35-2571360	42981J277	42981J269				HYCT9	4/10/2018	5.41000	0.17691
High Yield Corporate Trust 4-7 Year Series 9	35-2571360	42981J277	42981J269				HYCT9	5/10/2018	5.41000	0.17691
High Yield Corporate Trust 4-7 Year Series 9	35-2571360	42981J277	42981J269				HYCT9	6/10/2018	5.41000	0.17691
High Yield Corporate Trust 4-7 Year Series 9	35-2571360	42981J277	42981J269				HYCT9	7/10/2018	5.23000	0.17102
High Yield Corporate Trust 4-7 Year Series 9	35-2571360	42981J277	42981J269				HYCT9	7/10/2018	24.33000	23.92126
High Yield Corporate Trust 4-7 Year Series 9	35-2571360	42981J277	42981J269				HYCT9	8/10/2018	5.17000	0.16906
High Yield Corporate Trust 4-7 Year Series 9	35-2571360	42981J277	42981J269				HYCT9	9/10/2018	5.07000	0.16579
High Yield Corporate Trust 4-7 Year Series 9	35-2571360	42981J277	42981J269				HYCT9	9/10/2018	37.01000	36.38823
High Yield Corporate Trust 4-7 Year Series 9	35-2571360	42981J277	42981J269				HYCT9	10/10/2018	5.03000	0.16448
High Yield Corporate Trust 4-7 Year Series 9	35-2571360	42981J277	42981J269				HYCT9	11/10/2018	4.93000	0.16121
High Yield Corporate Trust 4-7 Year Series 9	35-2571360	42981J277	42981J269				HYCT9	11/10/2018	26.23000	25.78934
High Yield Corporate Trust 4-7 Year Series 9	35-2571360	42981J277	42981J269				HYCT9	12/10/2018	4.61000	0.15075
High Yield Corporate Trust 4-7 Year Series 9	35-2571360	42981J277	42981J269				HYCT9	12/10/2018	95.94000	94.32821
High Yield Corporate Trust 4-7 Year Series 10	35-2576172	42981J293	42981J285				HYCT10	1/10/2018	5.03000	0.31186
High Yield Corporate Trust 4-7 Year Series 10	35-2576172	42981J293	42981J285				HYCT10	2/10/2018	5.05000	0.31310
High Yield Corporate Trust 4-7 Year Series 10	35-2576172	42981J293	42981J285				HYCT10	3/10/2018	5.02000	0.31124
High Yield Corporate Trust 4-7 Year Series 10	35-2576172	42981J293	42981J285				HYCT10	4/10/2018	5.02000	0.31124
High Yield Corporate Trust 4-7 Year Series 10	35-2576172	42981J293	42981J285				HYCT10	5/10/2018	5.02000	0.31124
High Yield Corporate Trust 4-7 Year Series 10	35-2576172	42981J293	42981J285				HYCT10	6/10/2018	5.03000	0.31186
High Yield Corporate Trust 4-7 Year Series 10	35-2576172	42981J293	42981J285				HYCT10	7/10/2018	4.84000	0.30008
High Yield Corporate Trust 4-7 Year Series 10	35-2576172	42981J293	42981J285				HYCT10	7/10/2018	38.22000	37.91424
High Yield Corporate Trust 4-7 Year Series 10	35-2576172	42981J293	42981J285				HYCT10	8/10/2018	4.70000	0.29140
High Yield Corporate Trust 4-7 Year Series 10	35-2576172	42981J293	42981J285				HYCT10	8/10/2018	6.03000	5.98176
High Yield Corporate Trust 4-7 Year Series 10	35-2576172	42981J293	42981J285				HYCT10	9/10/2018	4.65000	0.28830
High Yield Corporate Trust 4-7 Year Series 10	35-2576172	42981J293	42981J285				HYCT10	9/10/2018	16.04000	15.91168
High Yield Corporate Trust 4-7 Year Series 10	35-2576172	42981J293	42981J285				HYCT10	10/10/2018	4.60000	0.28520
High Yield Corporate Trust 4-7 Year Series 10	35-2576172	42981J293	42981J285				HYCT10	11/10/2018	4.54000	0.28148
High Yield Corporate Trust 4-7 Year Series 10	35-2576172	42981J293	42981J285				HYCT10	11/10/2018	6.16000	6.11072
High Yield Corporate Trust 4-7 Year Series 10	35-2576172	42981J293	42981J285				HYCT10	12/10/2018	4.48000	0.27776
High Yield Corporate Trust 4-7 Year Series 10	35-2576172	42981J293	42981J285				HYCT10	12/10/2018	59.62000	59.14304
High Yield Corporate Trust 4-7 Year Series 11	35-2587104	42981J319	42981J301				HYCT11	1/10/2018	5.44000	0.22032
High Yield Corporate Trust 4-7 Year Series 11	35-2587104	42981J319	42981J301				HYCT11	2/10/2018	5.46000	0.22113
High Yield Corporate Trust 4-7 Year Series 11	35-2587104	42981J319	42981J301				HYCT11	3/10/2018	5.37000	0.21749
High Yield Corporate Trust 4-7 Year Series 11	35-2587104	42981J319	42981J301				HYCT11	4/10/2018	5.38000	0.21789
High Yield Corporate Trust 4-7 Year Series 11	35-2587104	42981J319	42981J301				HYCT11	5/10/2018	5.40000	0.21870
High Yield Corporate Trust 4-7 Year Series 11	35-2587104	42981J319	42981J301				HYCT11	6/10/2018	5.42000	0.21951
High Yield Corporate Trust 4-7 Year Series 11	35-2587104	42981J319	42981J301				HYCT11	7/10/2018	5.38000	0.21789
High Yield Corporate Trust 4-7 Year Series 11	35-2587104	42981J319	42981J301				HYCT11	8/10/2018	5.37000	0.21749
High Yield Corporate Trust 4-7 Year Series 11	35-2587104	42981J319	42981J301				HYCT11	9/10/2018	5.40000	0.21870
High Yield Corporate Trust 4-7 Year Series 11	35-2587104	42981J319	42981J301				HYCT11	10/10/2018	5.38000	0.21789
High Yield Corporate Trust 4-7 Year Series 11	35-2587104	42981J319	42981J301				HYCT11	11/10/2018	5.35000	0.21668
High Yield Corporate Trust 4-7 Year Series 11	35-2587104	42981J319	42981J301				HYCT11	12/10/2018	5.37000	0.21749
High Yield Corporate Trust 4-7 Year Series 12	35-2596577	42981J335	42981J327				HYCT12	1/10/2018	5.42000	0.52140
High Yield Corporate Trust 4-7 Year Series 12	35-2596577	42981J335	42981J327				HYCT12	2/10/2018	5.42000	0.52140
High Yield Corporate Trust 4-7 Year Series 12	35-2596577	42981J335	42981J327				HYCT12	3/10/2018	5.41000	0.52044
High Yield Corporate Trust 4-7 Year Series 12	35-2596577	42981J335	42981J327				HYCT12	4/10/2018	5.46000	0.52525
High Yield Corporate Trust 4-7 Year Series 12	35-2596577	42981J335	42981J327				HYCT12	5/10/2018	5.42000	0.52140
High Yield Corporate Trust 4-7 Year Series 12	35-2596577	42981J335	42981J327				HYCT12	6/10/2018	5.44000	0.52333
High Yield Corporate Trust 4-7 Year Series 12	35-2596577	42981J335	42981J327				HYCT12	7/10/2018	5.42000	0.52140
High Yield Corporate Trust 4-7 Year Series 12	35-2596577	42981J335	42981J327				HYCT12	8/10/2018	5.41000	0.52044
High Yield Corporate Trust 4-7 Year Series 12	35-2596577	42981J335	42981J327				HYCT12	9/10/2018	5.42000	0.52140
High Yield Corporate Trust 4-7 Year Series 12	35-2596577	42981J335	42981J327				HYCT12	10/10/2018	5.45000	0.52429

Issuer's Name	EIN	CUSIP 1	CUSIP 2	CUSIP 3	CUSIP 4	CUSIP 5	Ticker Symbol	Date of Corporate Action	Distribution Per Unit	Per Unit Reduction of Taxpayer's Basis
High Yield Corporate Trust 4-7 Year Series 12	35-2596577	42981J335	42981J327				HYCT12	11/10/2018	5.43000	0.52237
High Yield Corporate Trust 4-7 Year Series 12	35-2596577	42981J335	42981J327				HYCT12	12/10/2018	5.45000	0.52429
High Yield Corporate Trust 4-7 Year Series 13	35-2606531	42981J350	42981J343				HYCT13	1/10/2018	5.47000	1.01140
High Yield Corporate Trust 4-7 Year Series 13	35-2606531	42981J350	42981J343				HYCT13	2/10/2018	5.47000	1.01140
High Yield Corporate Trust 4-7 Year Series 13	35-2606531	42981J350	42981J343				HYCT13	3/10/2018	5.44000	1.00586
High Yield Corporate Trust 4-7 Year Series 13	35-2606531	42981J350	42981J343				HYCT13	3/10/2018	6.88000	6.88000
High Yield Corporate Trust 4-7 Year Series 13	35-2606531	42981J350	42981J343				HYCT13	4/10/2018	5.42000	1.00216
High Yield Corporate Trust 4-7 Year Series 13	35-2606531	42981J350	42981J343				HYCT13	5/10/2018	5.43000	1.00401
High Yield Corporate Trust 4-7 Year Series 13	35-2606531	42981J350	42981J343				HYCT13	6/10/2018	5.42000	1.00216
High Yield Corporate Trust 4-7 Year Series 13	35-2606531	42981J350	42981J343				HYCT13	7/10/2018	5.43000	1.00401
High Yield Corporate Trust 4-7 Year Series 13	35-2606531	42981J350	42981J343				HYCT13	8/10/2018	5.42000	1.00216
High Yield Corporate Trust 4-7 Year Series 13	35-2606531	42981J350	42981J343				HYCT13	9/10/2018	5.42000	1.00216
High Yield Corporate Trust 4-7 Year Series 13	35-2606531	42981J350	42981J343				HYCT13	10/10/2018	5.44000	1.00586
High Yield Corporate Trust 4-7 Year Series 13	35-2606531	42981J350	42981J343				HYCT13	11/10/2018	5.44000	1.00586
High Yield Corporate Trust 4-7 Year Series 13	35-2606531	42981J350	42981J343				HYCT13	12/10/2018	5.45000	1.00771
High Yield Corporate Trust 4-7 Year Series 14	35-2615584	42981J376	42981J368				HYCT14	3/10/2018	4.64000	1.10386
High Yield Corporate Trust 4-7 Year Series 14	35-2615584	42981J376	42981J368				HYCT14	4/10/2018	5.15000	1.22519
High Yield Corporate Trust 4-7 Year Series 14	35-2615584	42981J376	42981J368				HYCT14	5/10/2018	5.16000	1.22756
High Yield Corporate Trust 4-7 Year Series 14	35-2615584	42981J376	42981J368				HYCT14	6/10/2018	5.15000	1.22519
High Yield Corporate Trust 4-7 Year Series 14	35-2615584	42981J376	42981J368				HYCT14	7/10/2018	5.16000	1.22756
High Yield Corporate Trust 4-7 Year Series 14	35-2615584	42981J376	42981J368				HYCT14	8/10/2018	5.20000	1.23708
High Yield Corporate Trust 4-7 Year Series 14	35-2615584	42981J376	42981J368				HYCT14	9/10/2018	5.12000	1.21805
High Yield Corporate Trust 4-7 Year Series 14	35-2615584	42981J376	42981J368				HYCT14	10/10/2018	5.12000	1.21805
High Yield Corporate Trust 4-7 Year Series 14	35-2615584	42981J376	42981J368				HYCT14	11/10/2018	5.12000	1.21805
High Yield Corporate Trust 4-7 Year Series 14	35-2615584	42981J376	42981J368				HYCT14	12/10/2018	5.12000	1.21805
High Yield Corporate Trust 4-7 Year Series 15	35-2630858	42981J392	42981J384				HYCT15	8/10/2018	4.42000	2.02834
High Yield Corporate Trust 4-7 Year Series 15	35-2630858	42981J392	42981J384				HYCT15	9/10/2018	4.91000	2.25320
High Yield Corporate Trust 4-7 Year Series 15	35-2630858	42981J392	42981J384				HYCT15	10/10/2018	4.93000	2.26238
High Yield Corporate Trust 4-7 Year Series 15	35-2630858	42981J392	42981J384				HYCT15	11/10/2018	4.93000	2.26238
High Yield Corporate Trust 4-7 Year Series 15	35-2630858	42981J392	42981J384				HYCT15	12/10/2018	4.92000	2.25779
High Yield Corporate Trust 4-7 Year Series 16	35-2636367	42981J418	42981J400				HYCT16	10/10/2018	5.46000	3.90827
High Yield Corporate Trust 4-7 Year Series 16	35-2636367	42981J418	42981J400				HYCT16	11/10/2018	4.97000	3.55753
High Yield Corporate Trust 4-7 Year Series 16	35-2636367	42981J418	42981J400				HYCT16	12/10/2018	4.97000	3.55753
High Yield Corporate Trust 4-7 Year Series 17	35-2642595	42981J434	42981J426				HYCT17	12/19/2018	0.22000	0.22000
INCOME OPPORTUNITIES TRUST SERIES 1	27-3671498	45334A117	45334A109				IGIO1	1/10/2018	3.36000	0.03730
INCOME OPPORTUNITIES TRUST SERIES 1	27-3671498	45334A117	45334A109				IGIO1	2/10/2018	3.36000	0.03730
INCOME OPPORTUNITIES TRUST SERIES 1	27-3671498	45334A117	45334A109				IGIO1	3/10/2018	3.34000	0.03707
INCOME OPPORTUNITIES TRUST SERIES 1	27-3671498	45334A117	45334A109				IGIO1	4/10/2018	3.35000	0.03719
INCOME OPPORTUNITIES TRUST SERIES 1	27-3671498	45334A117	45334A109				IGIO1	5/10/2018	3.34000	0.03707
INCOME OPPORTUNITIES TRUST SERIES 1	27-3671498	45334A117	45334A109				IGIO1	6/10/2018	3.35000	0.03719
INCOME OPPORTUNITIES TRUST SERIES 1	27-3671498	45334A117	45334A109				IGIO1	7/10/2018	3.37000	0.03741
INCOME OPPORTUNITIES TRUST SERIES 1	27-3671498	45334A117	45334A109				IGIO1	8/10/2018	3.37000	0.03741
INCOME OPPORTUNITIES TRUST SERIES 1	27-3671498	45334A117	45334A109				IGIO1	9/10/2018	3.40000	0.03774
INCOME OPPORTUNITIES TRUST SERIES 1	27-3671498	45334A117	45334A109				IGIO1	10/10/2018	3.40000	0.03774
INCOME OPPORTUNITIES TRUST SERIES 1	27-3671498	45334A117	45334A109				IGIO1	11/10/2018	3.35000	0.03719
INCOME OPPORTUNITIES TRUST SERIES 1	27-3671498	45334A117	45334A109				IGIO1	12/10/2018	3.37000	0.03741
INSURED LADDERED TRUST SERIES 9	20-5558570	45807P260	45807P278				VILT9	12/10/2018	5.58000	5.47733
INSURED LADDERED TRUST, SERIES 10	11-3793007	45807P286					VILT10	1/10/2018	2.47000	0.02174
INSURED LADDERED TRUST, SERIES 10	11-3793007	45807P286					VILT10	2/10/2018	2.46000	0.02165
INSURED LADDERED TRUST, SERIES 10	11-3793007	45807P286					VILT10	3/10/2018	2.47000	0.02174
INSURED LADDERED TRUST, SERIES 10	11-3793007	45807P286					VILT10	4/10/2018	2.47000	0.02174
INSURED LADDERED TRUST, SERIES 10	11-3793007	45807P286					VILT10	5/10/2018	2.45000	0.02156
INSURED LADDERED TRUST, SERIES 10	11-3793007	45807P286					VILT10	6/10/2018	2.59000	0.02279
INSURED LADDERED TRUST, SERIES 10	11-3793007	45807P286	45807P294				VILT10	6/10/2018	1.21000	1.21000
INSURED LADDERED TRUST, SERIES 10	11-3793007	45807P286					VILT10	7/10/2018	2.46000	0.02165
INSURED LADDERED TRUST, SERIES 10	11-3793007	45807P286					VILT10	8/10/2018	2.47000	0.02174
INSURED LADDERED TRUST, SERIES 10	11-3793007	45807P286					VILT10	9/10/2018	2.42000	0.02130
INSURED LADDERED TRUST, SERIES 10	11-3793007	45807P286					VILT10	10/10/2018	2.41000	0.02121
INSURED LADDERED TRUST, SERIES 10	11-3793007	45807P286					VILT10	11/10/2018	2.37000	0.02086

Issuer's Name	EIN	CUSIP 1	CUSIP 2	CUSIP 3	CUSIP 4	CUSIP 5	Ticker Symbol	Date of Corporate Action	Distribution Per Unit	Per Unit Reduction of Taxpayer's Basis
INSURED LADDERED TRUST, SERIES 10	11-3793007	45807P286					VILT10	12/10/2018	2.37000	0.02086
INSURED LADDERED TRUST, SERIES 10	11-3793007	45807P286	45807P294				VILT10	12/10/2018	9.02000	9.02000
INSURED LADDERED TRUST, SERIES 10	11-3793007	45807P294					VILT10	6/10/2018	15.03000	0.13226
INSURED LADDERED TRUST, SERIES 10	11-3793007	45807P294					VILT10	12/10/2018	14.63000	0.12874
INSURED LADDERED TRUST, SERIES 11	11-3808336	45807P302					VILT11	1/10/2018	0.83000	0.08591
INSURED LADDERED TRUST, SERIES 11	11-3808336	45807P302					VILT11	2/10/2018	0.85000	0.08798
INSURED LADDERED TRUST, SERIES 11	11-3808336	45807P302					VILT11	3/10/2018	0.81000	0.08384
INSURED LADDERED TRUST, SERIES 11	11-3808336	45807P302					VILT11	4/10/2018	0.82000	0.08487
INSURED LADDERED TRUST, SERIES 11	11-3808336	45807P302					VILT11	5/10/2018	1.04000	0.10764
INSURED LADDERED TRUST, SERIES 11	11-3808336	45807P302	45807P310				VILT11	5/10/2018	2.72000	2.72000
INSURED LADDERED TRUST, SERIES 11	11-3808336	45807P302					VILT11	6/10/2018	0.83000	0.08591
INSURED LADDERED TRUST, SERIES 11	11-3808336	45807P302					VILT11	7/10/2018	0.83000	0.08591
INSURED LADDERED TRUST, SERIES 11	11-3808336	45807P302					VILT11	8/10/2018	0.82000	0.08487
INSURED LADDERED TRUST, SERIES 11	11-3808336	45807P302					VILT11	9/10/2018	0.80000	0.08280
INSURED LADDERED TRUST, SERIES 11	11-3808336	45807P302					VILT11	10/10/2018	1.60000	0.16580
INSURED LADDERED TRUST, SERIES 11	11-3808336	45807P302					VILT11	11/10/2018	0.96000	0.09936
INSURED LADDERED TRUST, SERIES 11	11-3808336	45807P302					VILT11	12/10/2018	1.03000	0.10661
INSURED LADDERED TRUST, SERIES 11	11-3808336	45807P310					VILT11	5/10/2018	5.23000	0.54131
INSURED LADDERED TRUST, SERIES 11	11-3808336	45807P310					VILT11	11/10/2018	5.90000	0.61065
INSURED MUNICIPALS INCOME TRUST, SERIES 516	20-5463046	45809R140	45809R132				IMIT516	3/10/2018	13.19000	12.09391
INSURED MUNICIPALS INCOME TRUST SERIES 519	11-3797674	45809R215	45809R199				IMIT519	3/10/2018	65.84000	64.39810
INSURED MUNICIPALS INCOME TRUST SERIES 520	11-3797684	45809R249					IMIT520	1/10/2018	0.26000	0.00754
INSURED MUNICIPALS INCOME TRUST SERIES 520	11-3797684	45809R249					IMIT520	2/10/2018	0.24000	0.00696
INSURED MUNICIPALS INCOME TRUST SERIES 520	11-3797684	45809R249					IMIT520	3/10/2018	0.23000	0.00667
INSURED MUNICIPALS INCOME TRUST SERIES 520	11-3797684	45809R249					IMIT520	4/10/2018	0.24000	0.00696
INSURED MUNICIPALS INCOME TRUST SERIES 520	11-3797684	45809R249					IMIT520	5/10/2018	0.24000	0.00696
INSURED MUNICIPALS INCOME TRUST SERIES 520	11-3797684	45809R249					IMIT520	6/10/2018	0.30000	0.00870
INSURED MUNICIPALS INCOME TRUST SERIES 520	11-3797684	45809R249					IMIT520	7/10/2018	0.24000	0.00696
INSURED MUNICIPALS INCOME TRUST SERIES 520	11-3797684	45809R249					IMIT520	8/10/2018	0.23000	0.00667
INSURED MUNICIPALS INCOME TRUST SERIES 520	11-3797684	45809R249					IMIT520	9/10/2018	0.24000	0.00696
INSURED MUNICIPALS INCOME TRUST SERIES 520	11-3797684	45809R249					IMIT520	10/10/2018	0.24000	0.00696
INSURED MUNICIPALS INCOME TRUST SERIES 520	11-3797684	45809R249					IMIT520	11/10/2018	0.25000	0.00725
INSURED MUNICIPALS INCOME TRUST SERIES 520	11-3797684	45809R249					IMIT520	12/10/2018	0.24000	0.00696
INSURED MUNICIPALS INCOME TRUST SERIES 520	11-3797684	45809R256	45809R249				IMIT520	1/10/2018	58.19000	58.19000
INSURED MUNICIPALS INCOME TRUST SERIES 520	11-3797684	45809R256					IMIT520	6/10/2018	1.53000	0.04437
INSURED MUNICIPALS INCOME TRUST SERIES 520	11-3797684	45809R256					IMIT520	12/10/2018	1.45000	0.04205
INSURED MUNICIPALS INCOME TRUST SERIES 521	11-3804659	45809R272	45809R264				IMIT521	6/10/2018	53.38000	52.37112
INSURED MUNICIPALS INCOME TRUST SER 526	11-3819559	45809R322	45809R314				IMIT526	2/10/2018	37.43000	35.79057
INSURED MUNICIPAL INCOME TRUST, SERIES 531	11-3829113	45809R454	45809R447				IMIT531	1/10/2018	42.91000	42.21057
INSURED MUNICIPAL INCOME TRUST, SERIES 531	11-3829113	45809R454	45809R447				IMIT531	3/10/2018	96.67000	95.09428
INSURED MUNICIPAL INCOME TRUST, SERIES 531	11-3829113	45809R454	45809R447				IMIT531	5/10/2018	46.06000	45.30922
INSURED MUNICIPALS INCOME TRUST, SERIES 533	11-3829166	45809R496	45809R488				IMIT533	1/10/2018	108.37000	104.67458
INSURED MUNICIPALS INCOME TRUST, SERIES 534	11-3829185	45809R520	45809R512				IMIT534	4/10/2018	107.93000	106.20312
INSURED MUNICIPALS INCOME TRUST, SERIES 534	11-3829185	45809R520	45809R512				IMIT534	5/10/2018	102.86000	101.21424
INSURED MUNICIPALS INCOME TRUST SER 535	11-3834002	45809R546	45809R538				IMIT535	2/10/2018	79.46000	78.21248
INSURED MUNICIPALS INCOME TRUST SER 535	11-3834002	45809R546	45809R538				IMIT535	5/10/2018	33.14000	32.61970
INSURED MUNICIPALS INCOME TRUST SER 535	11-3834002	45809R546	45809R538				IMIT535	6/10/2018	25.08000	24.68624
INSURED MUNICIPALS INCOME TRUST SER 535	11-3834002	45809R546	45809R538				IMIT535	10/10/2018	17.62000	17.34337
INSURED MUNICIPALS INCOME TRUST, SERIES 536	11-3834008	45809R611					IMIT536	1/10/2018	0.26000	0.00842
INSURED MUNICIPALS INCOME TRUST, SERIES 536	11-3834008	45809R611					IMIT536	2/10/2018	0.20000	0.00648
INSURED MUNICIPALS INCOME TRUST, SERIES 536	11-3834008	45809R611					IMIT536	3/10/2018	0.20000	0.00648
INSURED MUNICIPALS INCOME TRUST, SERIES 536	11-3834008	45809R611					IMIT536	4/10/2018	0.20000	0.00648
INSURED MUNICIPALS INCOME TRUST, SERIES 536	11-3834008	45809R611					IMIT536	5/10/2018	0.20000	0.00648
INSURED MUNICIPALS INCOME TRUST, SERIES 536	11-3834008	45809R611					IMIT536	6/10/2018	0.21000	0.00680
INSURED MUNICIPALS INCOME TRUST, SERIES 536	11-3834008	45809R611					IMIT536	7/10/2018	0.20000	0.00648
INSURED MUNICIPALS INCOME TRUST, SERIES 536	11-3834008	45809R611					IMIT536	8/10/2018	0.21000	0.00680

Issuer's Name	EIN	CUSIP 1	CUSIP 2	CUSIP 3	CUSIP 4	CUSIP 5	Ticker Symbol	Date of Corporate Action	Distribution Per Unit	Per Unit Reduction of Taxpayer's Basis
INSURED MUNICIPALS INCOME TRUST, SERIES 536	11-3834008	45809R611					IMIT536	9/10/2018	0.21000	0.00680
INSURED MUNICIPALS INCOME TRUST, SERIES 536	11-3834008	45809R611					IMIT536	10/10/2018	0.21000	0.00680
INSURED MUNICIPALS INCOME TRUST, SERIES 536	11-3834008	45809R629	45809R611				IMIT536	1/10/2018	18.62000	18.62000
INSURED MUNICIPALS INCOME TRUST, SERIES 536	11-3834008	45809R629					IMIT536	6/10/2018	1.30000	0.04212
INSURED MUNICIPALS INCOME TRUST, SERIES 537	11-3834025	45809R645	45809R637				IMIT537	1/10/2018	74.84000	71.55452
INSURED MUNICIPALS INCOME TRUST, SERIES 537	11-3834025	45809R645	45809R637				IMIT537	2/10/2018	75.10000	71.80311
INSURED MUNICIPALS INCOME TRUST, SERIES 538	11-3834043	45809R660	45809R652				IMIT538	1/10/2018	42.75000	41.61285
INSURED MUNICIPALS INCOME TRUST, SERIES 538	11-3834043	45809R660	45809R652				IMIT538	2/10/2018	129.41000	125.96769
INSURED MUNICIPALS INCOME TRUST, SERIES 538	11-3834043	45809R660	45809R652				IMIT538	3/10/2018	64.99000	63.26127
INSURED MUNICIPALS INCOME TRUST, SERIES 538	11-3834043	45809R660	45809R652				IMIT538	5/10/2018	26.17000	25.47388
INSURED MUNICIPALS INCOME TR SER 539	11-3839384	45809R686	45809R678				IMIT539	1/10/2018	24.49000	24.00510
INSURED MUNICIPALS INCOME TR SER 539	11-3839384	45809R686	45809R678				IMIT539	2/10/2018	66.62000	65.30092
INSURED MUNICIPALS INCOME TR SER 539	11-3839384	45809R686	45809R678				IMIT539	3/10/2018	97.48000	95.54990
INSURED MUNICIPALS INCOME TR SER 539	11-3839384	45809R686	45809R678				IMIT539	5/10/2018	57.30000	56.16546
INSURED MUNICIPALS INCOME TRUST, SERIES 540	11-3839396	45809R710	45809R694				IMIT540	3/10/2018	100.41000	99.14483
INSURED MUNICIPALS INCOME TRUST, SERIES 540	11-3839396	45809R710	45809R694				IMIT540	5/10/2018	114.52000	113.07705
INSURED MUNICIPALS INCOME TRUST, 106 LIMITED MATURITY SERIES	11-3815397	45809R843					IMLM106	6/10/2018	3.47000	0.19328
INSURED MUNICIPALS INCOME TRUST, 106 LIMITED MATURITY SERIES	11-3815397	45809R843					IMLM106	12/10/2018	3.41000	0.18994
INSURED MUNICIPALS INCOME TRUST, 106 LIMITED MATURITY SERIES	11-3815397	45809R850					IMLM106	1/10/2018	0.53000	0.02952
INSURED MUNICIPALS INCOME TRUST, 106 LIMITED MATURITY SERIES	11-3815397	45809R850					IMLM106	2/10/2018	0.55000	0.03064
INSURED MUNICIPALS INCOME TRUST, 106 LIMITED MATURITY SERIES	11-3815397	45809R850					IMLM106	3/10/2018	0.56000	0.03119
INSURED MUNICIPALS INCOME TRUST, 106 LIMITED MATURITY SERIES	11-3815397	45809R850					IMLM106	4/10/2018	0.55000	0.03064
INSURED MUNICIPALS INCOME TRUST, 106 LIMITED MATURITY SERIES	11-3815397	45809R850					IMLM106	5/10/2018	0.57000	0.03175
INSURED MUNICIPALS INCOME TRUST, 106 LIMITED MATURITY SERIES	11-3815397	45809R850					IMLM106	6/10/2018	0.67000	0.03732
INSURED MUNICIPALS INCOME TRUST, 106 LIMITED MATURITY SERIES	11-3815397	45809R850					IMLM106	7/10/2018	0.57000	0.03175
INSURED MUNICIPALS INCOME TRUST, 106 LIMITED MATURITY SERIES	11-3815397	45809R850					IMLM106	8/10/2018	0.58000	0.03231
INSURED MUNICIPALS INCOME TRUST, 106 LIMITED MATURITY SERIES	11-3815397	45809R850					IMLM106	9/10/2018	0.56000	0.03119
INSURED MUNICIPALS INCOME TRUST, 106 LIMITED MATURITY SERIES	11-3815397	45809R850					IMLM106	10/10/2018	0.56000	0.03119
INSURED MUNICIPALS INCOME TRUST, 106 LIMITED MATURITY SERIES	11-3815397	45809R850					IMLM106	11/10/2018	0.55000	0.03064
INSURED MUNICIPALS INCOME TRUST, 106 LIMITED MATURITY SERIES	11-3815397	45809R850					IMLM106	12/10/2018	0.56000	0.03119
INSURED MUNICIPALS INC TRUST, LADDERED SERIES 19	11-3797647	45809V554	45809V547				IMLT19	3/10/2018	67.12000	65.35474
IMIT LIMITED MATURITY SERIES 107	11-3829150	45809V638	45809V620				IMLM107	1/10/2018	66.15000	65.06514
IMIT LIMITED MATURITY SERIES 107	11-3829150	45809V638	45809V620				IMLM107	9/10/2018	124.66000	122.61558
INSURED MUNICIPALS INCOME TRUST, 109TH LIMITED MATSER	11-3839404	45809V711	45809V703				IMLM109	4/10/2018	253.03000	240.80865
INSURED MUNICIPALS INCOME TRUST SERIES 523	11-3808334	45809V729					IMIT523	1/10/2018	0.13000	0.04222
INSURED MUNICIPALS INCOME TRUST SERIES 523	11-3808334	45809V729					IMIT523	2/10/2018	0.14000	0.04547
INSURED MUNICIPALS INCOME TRUST SERIES 523	11-3808334	45809V729					IMIT523	3/10/2018	0.14000	0.04547
INSURED MUNICIPALS INCOME TRUST SERIES 523	11-3808334	45809V729					IMIT523	4/10/2018	0.15000	0.04872
INSURED MUNICIPALS INCOME TRUST SERIES 523	11-3808334	45809V729					IMIT523	5/10/2018	0.14000	0.04547
INSURED MUNICIPALS INCOME TRUST SERIES 523	11-3808334	45809V729					IMIT523	6/10/2018	0.24000	0.07795
INSURED MUNICIPALS INCOME TRUST SERIES 523	11-3808334	45809V729					IMIT523	7/10/2018	0.14000	0.04547
INSURED MUNICIPALS INCOME TRUST SERIES 523	11-3808334	45809V729					IMIT523	8/10/2018	0.14000	0.04547
INSURED MUNICIPALS INCOME TRUST SERIES 523	11-3808334	45809V729					IMIT523	9/10/2018	0.14000	0.04547
INSURED MUNICIPALS INCOME TRUST SERIES 523	11-3808334	45809V737	45809V729				IMIT523	1/10/2018	122.18000	121.94786
INSURED MUNICIPALS INCOME TRUST SERIES 523	11-3808334	45809V737					IMIT523	6/10/2018	0.95000	0.30856
INSURED MUNICIPALS INCOME TRUST SERIES 525	11-3818731	45809V778	45809V760				IMIT525	5/10/2018	10.52000	9.15871
INSURED MUNICIPALS INCOME TRUST, SERIES 529	11-3824274	45809V836	45809V828				IMIT529	1/10/2018	71.28000	69.83302
INSURED MUNICIPALS INCOME TRUST, SERIES 529	11-3824274	45809V836	45809V828				IMIT529	2/10/2018	32.46000	31.80106
INSURED MUNICIPALS INCOME TRUST, SERIES 529	11-3824274	45809V836	45809V828				IMIT529	10/10/2018	62.16000	60.89815
INSURED MUNICIPALS INCOME TRUST, SERIES 530	11-3824312	45809V851	45809V844				IMIT530	1/10/2018	112.53000	110.02058
INSURED MUNICIPALS INCOME TRUST, SERIES 530	11-3824312	45809V851	45809V844				IMIT530	10/10/2018	98.89000	96.68475
INSURED MUNICIPALS INCOME TRUST SERIES 589	27-1451538	45824D118	45824D100				IMIT589	1/10/2018	64.54000	63.34601
INSURED MUNICIPALS INCOME TRUST SERIES 589	27-1451538	45824D118	45824D100				IMIT589	4/10/2018	104.70000	102.76305
INSURED MUNICIPALS INCOME TRUST SERIES 589	27-1451538	45824D118	45824D100				IMIT589	6/10/2018	101.12000	99.24928

Issuer's Name	EIN	CUSIP 1	CUSIP 2	CUSIP 3	CUSIP 4	CUSIP 5	Ticker Symbol	Date of Corporate Action	Distribution Per Unit	Per Unit Reduction of Taxpayer's Basis
INSURED MUNICIPALS INCOME TRUST SERIES 589	27-1451538	45824D118	45824D100				IMIT589	7/10/2018	124.24000	121.94156
INSURED MUNICIPALS INCOME TRUST SERIES 589	27-1451538	45824D118	45824D100				IMIT589	8/10/2018	15.66000	15.37029
INSURED MUNICIPALS INCOME TRUST SERIES 589	27-1451538	45824D118	45824D100				IMIT589	9/10/2018	7.49000	7.35144
INSURED MUNICIPALS INCOME TRUST SERIES 590	27-1510950	45824D134	45824D126				IMIT590	1/10/2018	126.36000	123.76962
INSURED MUNICIPALS INCOME TRUST SERIES 590	27-1510950	45824D134	45824D126				IMIT590	4/10/2018	132.90000	130.17555
INSURED MUNICIPALS INCOME TRUST SERIES 590	27-1510950	45824D134	45824D126				IMIT590	6/10/2018	75.84000	74.28528
INSURED MUNICIPALS INCOME TRUST SERIES 590	27-1510950	45824D134	45824D126				IMIT590	8/10/2018	7.63000	7.47359
INSURED MUNICIPALS INCOME TRUST SERIES 591	27-1581140	45824D159	45824D142				IMIT591	1/10/2018	47.12000	46.58754
INSURED MUNICIPALS INCOME TRUST SERIES 591	27-1581140	45824D159	45824D142				IMIT591	4/10/2018	7.93000	7.84039
INSURED MUNICIPALS INCOME TRUST SERIES 591	27-1581140	45824D159	45824D142				IMIT591	5/10/2018	10.67000	10.54943
INSURED MUNICIPALS INCOME TRUST SERIES 591	27-1581140	45824D159	45824D142				IMIT591	6/10/2018	84.22000	83.26831
INSURED MUNICIPALS INCOME TRUST SERIES 591	27-1581140	45824D159	45824D142				IMIT591	7/10/2018	9.96000	9.84745
INSURED MUNICIPALS INCOME TRUST SERIES 591	27-1581140	45824D159	45824D142				IMIT591	8/10/2018	26.76000	26.45761
INSURED MUNICIPALS INCOME TRUST SERIES 592	27-1671108	45824D175	45824D167				IMIT592	1/10/2018	45.57000	44.92291
INSURED MUNICIPALS INCOME TRUST SERIES 592	27-1671108	45824D175	45824D167				IMIT592	4/10/2018	133.49000	131.59444
INSURED MUNICIPALS INCOME TRUST SERIES 592	27-1671108	45824D175	45824D167				IMIT592	5/10/2018	67.41000	66.45278
INSURED MUNICIPALS INCOME TRUST SERIES 592	27-1671108	45824D175	45824D167				IMIT592	6/10/2018	101.79000	100.34458
INSURED MUNICIPALS INCOME TRUST SERIES 592	27-1671108	45824D175	45824D167				IMIT592	7/10/2018	12.22000	12.04648
INSURED MUNICIPALS INCOME TRUST SERIES 592	27-1671108	45824D175	45824D167				IMIT592	8/10/2018	29.53000	29.11067
INSURED MUNICIPALS INCOME TRUST SERIES 592	27-1671108	45824D175	45824D167				IMIT592	9/10/2018	24.29000	23.94508
INSURED MUNICIPALS INCOME TRUST SERIES 592	27-1671108	45824D175	45824D167				IMIT592	12/10/2018	31.87000	31.41745
INSURED MUNICIPALS INCOME TRUST SERIES 593	27-1730566	45824D191	45824D183				IMIT593	1/10/2018	36.71000	36.27315
INSURED MUNICIPALS INCOME TRUST SERIES 593	27-1730566	45824D191	45824D183				IMIT593	4/10/2018	49.39000	48.80226
INSURED MUNICIPALS INCOME TRUST SERIES 593	27-1730566	45824D191	45824D183				IMIT593	5/10/2018	53.03000	52.39894
INSURED MUNICIPALS INCOME TRUST SERIES 593	27-1730566	45824D191	45824D183				IMIT593	6/10/2018	93.51000	92.39723
INSURED MUNICIPALS INCOME TRUST SERIES 593	27-1730566	45824D191	45824D183				IMIT593	7/10/2018	21.09000	20.83903
INSURED MUNICIPALS INCOME TRUST SERIES 593	27-1730566	45824D191	45824D183				IMIT593	8/10/2018	54.80000	54.14788
INSURED MUNICIPALS INCOME TRUST SERIES 593	27-1730566	45824D191	45824D183				IMIT593	10/10/2018	8.70000	8.59647
INSURED MUNICIPALS INCOME TRUST SERIES 593	27-1730566	45824D191	45824D183				IMIT593	11/10/2018	61.26000	60.53101
INSURED MUNICIPALS INCOME TRUST SERIES 593	27-1730566	45824D191	45824D183				IMIT593	12/10/2018	1.96000	1.93668
INSURED MUNICIPALS INCOME TRUST SERIES 594	27-1833161	45824D217	45824D209				IMIT594	4/10/2018	42.33000	41.65272
INSURED MUNICIPALS INCOME TRUST SERIES 594	27-1833161	45824D217	45824D209				IMIT594	6/10/2018	62.25000	61.25400
INSURED MUNICIPALS INCOME TRUST SERIES 594	27-1833161	45824D217	45824D209				IMIT594	7/10/2018	14.91000	14.67144
INSURED MUNICIPALS INCOME TRUST SERIES 594	27-1833161	45824D217	45824D209				IMIT594	8/10/2018	6.76000	6.65184
INSURED MUNICIPALS INCOME TRUST SERIES 594	27-1833161	45824D217	45824D209				IMIT594	9/10/2018	55.67000	54.77928
INSURED MUNICIPALS INCOME TRUST SERIES 594	27-1833161	45824D217	45824D209				IMIT594	12/10/2018	23.45000	23.07480
INSURED MUNICIPALS INC TRUST SRS 595	27-1890671	45824D233	45824D225				IMIT595	4/10/2018	69.83000	69.07584
INSURED MUNICIPALS INC TRUST SRS 595	27-1890671	45824D233	45824D225				IMIT595	6/10/2018	71.32000	70.54974
INSURED MUNICIPALS INC TRUST SRS 595	27-1890671	45824D233	45824D225				IMIT595	7/10/2018	60.99000	60.33131
INSURED MUNICIPALS INC TRUST SRS 595	27-1890671	45824D233	45824D225				IMIT595	8/10/2018	19.36000	19.15091
INSURED MUNICIPALS INC TRUST SRS 595	27-1890671	45824D233	45824D225				IMIT595	9/10/2018	12.62000	12.48370
INSURED MUNICIPALS INC TRUST SRS 595	27-1890671	45824D233	45824D225				IMIT595	12/10/2018	44.35000	43.87102
INSURED MUNICIPALS INCOME TRUST SERIES 596	27-1942066	45824D258	45824D241				IMIT596	1/10/2018	61.32000	60.55963
INSURED MUNICIPALS INCOME TRUST SERIES 596	27-1942066	45824D258	45824D241				IMIT596	4/10/2018	60.56000	59.80906
INSURED MUNICIPALS INCOME TRUST SERIES 596	27-1942066	45824D258	45824D241				IMIT596	5/10/2018	98.76000	97.53538
INSURED MUNICIPALS INCOME TRUST SERIES 596	27-1942066	45824D258	45824D241				IMIT596	6/10/2018	40.09000	39.59288
INSURED MUNICIPALS INCOME TRUST SERIES 596	27-1942066	45824D258	45824D241				IMIT596	7/10/2018	69.47000	68.60857
INSURED MUNICIPALS INCOME TRUST SERIES 596	27-1942066	45824D258	45824D241				IMIT596	8/10/2018	45.49000	44.92592
INSURED MUNICIPALS INCOME TRUST SERIES 597	27-2028077	45824D274	45824D266				IMIT597	1/10/2018	32.83000	32.48529
INSURED MUNICIPALS INCOME TRUST SERIES 597	27-2028077	45824D274	45824D266				IMIT597	3/10/2018	27.92000	27.62684
INSURED MUNICIPALS INCOME TRUST SERIES 597	27-2028077	45824D274	45824D266				IMIT597	4/10/2018	79.24000	78.40798
INSURED MUNICIPALS INCOME TRUST SERIES 597	27-2028077	45824D274	45824D266				IMIT597	5/10/2018	15.63000	15.46589
INSURED MUNICIPALS INCOME TRUST SERIES 597	27-2028077	45824D274	45824D266				IMIT597	6/10/2018	47.63000	47.12989
INSURED MUNICIPALS INCOME TRUST SERIES 598	27-2102626	45824D290	45824D282				IMIT598	1/10/2018	2.56000	0.05248
INSURED MUNICIPALS INCOME TRUST SERIES 598	27-2102626	45824D290	45824D282				IMIT598	2/10/2018	2.59000	0.05310
INSURED MUNICIPALS INCOME TRUST SERIES 598	27-2102626	45824D290	45824D282				IMIT598	3/10/2018	2.57000	0.05269
INSURED MUNICIPALS INCOME TRUST SERIES 598	27-2102626	45824D290	45824D282				IMIT598	4/10/2018	2.50000	0.05125
INSURED MUNICIPALS INCOME TRUST SERIES 598	27-2102626	45824D290	45824D282				IMIT598	4/10/2018	82.44000	81.93712

Issuer's Name	EIN	CUSIP 1	CUSIP 2	CUSIP 3	CUSIP 4	CUSIP 5	Ticker Symbol	Date of Corporate Action	Distribution Per Unit	Per Unit Reduction of Taxpayer's Basis
INSURED MUNICIPALS INCOME TRUST SERIES 598	27-2102626	45824D290	45824D282				IMIT598	5/10/2018	2.22000	0.04551
INSURED MUNICIPALS INCOME TRUST SERIES 598	27-2102626	45824D290	45824D282				IMIT598	6/10/2018	2.17000	0.04449
INSURED MUNICIPALS INCOME TRUST SERIES 598	27-2102626	45824D290	45824D282				IMIT598	6/10/2018	48.05000	47.75690
INSURED MUNICIPALS INCOME TRUST SERIES 598	27-2102626	45824D290	45824D282				IMIT598	7/10/2018	2.02000	0.04141
INSURED MUNICIPALS INCOME TRUST SERIES 598	27-2102626	45824D290	45824D282				IMIT598	8/10/2018	2.03000	0.04162
INSURED MUNICIPALS INCOME TRUST SERIES 598	27-2102626	45824D290	45824D282				IMIT598	9/10/2018	2.03000	0.04162
INSURED MUNICIPALS INCOME TRUST SERIES 598	27-2102626	45824D290	45824D282				IMIT598	10/10/2018	2.03000	0.04162
INSURED MUNICIPALS INCOME TRUST SERIES 598	27-2102626	45824D290	45824D282				IMIT598	11/10/2018	2.02000	0.04141
INSURED MUNICIPALS INCOME TRUST SERIES 598	27-2102626	45824D290	45824D282				IMIT598	12/10/2018	1.87000	0.03834
INSURED MUNICIPALS INCOME TRUST SERIES 598	27-2102626	45824D290	45824D282				IMIT598	12/10/2018	89.26000	88.71551
INSURED MUNICIPALS INCOME TRUST SERIES 599	27-2173440	45824D316	45824D308				IMIT599	1/10/2018	3.02000	0.17637
INSURED MUNICIPALS INCOME TRUST SERIES 599	27-2173440	45824D316	45824D308				IMIT599	2/10/2018	3.05000	0.17812
INSURED MUNICIPALS INCOME TRUST SERIES 599	27-2173440	45824D316	45824D308				IMIT599	3/10/2018	3.03000	0.17695
INSURED MUNICIPALS INCOME TRUST SERIES 599	27-2173440	45824D316	45824D308				IMIT599	4/10/2018	3.02000	0.17637
INSURED MUNICIPALS INCOME TRUST SERIES 599	27-2173440	45824D316	45824D308				IMIT599	5/10/2018	3.02000	0.17637
INSURED MUNICIPALS INCOME TRUST SERIES 599	27-2173440	45824D316	45824D308				IMIT599	6/10/2018	2.81000	0.16410
INSURED MUNICIPALS INCOME TRUST SERIES 599	27-2173440	45824D316	45824D308				IMIT599	6/10/2018	169.65000	169.15802
INSURED MUNICIPALS INCOME TRUST SERIES 599	27-2173440	45824D316	45824D308				IMIT599	7/10/2018	2.31000	0.13490
INSURED MUNICIPALS INCOME TRUST SERIES 599	27-2173440	45824D316	45824D308				IMIT599	8/10/2018	2.33000	0.13607
INSURED MUNICIPALS INCOME TRUST SERIES 599	27-2173440	45824D316	45824D308				IMIT599	9/10/2018	2.32000	0.13549
INSURED MUNICIPALS INCOME TRUST SERIES 599	27-2173440	45824D316	45824D308				IMIT599	10/10/2018	2.32000	0.13549
INSURED MUNICIPALS INCOME TRUST SERIES 599	27-2173440	45824D316	45824D308				IMIT599	11/10/2018	2.37000	0.13841
INSURED MUNICIPALS INCOME TRUST SERIES 599	27-2173440	45824D316	45824D308				IMIT599	12/10/2018	2.28000	0.13315
INSURED MUNICIPALS INCOME TRUST SERIES 599	27-2173440	45824D316	45824D308				IMIT599	12/10/2018	78.38000	78.15270
INSURED MUNICIPALS INCOME TRUST SERIES 600	27-2268714	45824D332	45824D324				IMIT600	1/10/2018	2.55000	0.06248
INSURED MUNICIPALS INCOME TRUST SERIES 600	27-2268714	45824D332	45824D324				IMIT600	2/10/2018	2.55000	0.06248
INSURED MUNICIPALS INCOME TRUST SERIES 600	27-2268714	45824D332	45824D324				IMIT600	3/10/2018	2.54000	0.06223
INSURED MUNICIPALS INCOME TRUST SERIES 600	27-2268714	45824D332	45824D324				IMIT600	3/10/2018	10.23000	10.21363
INSURED MUNICIPALS INCOME TRUST SERIES 600	27-2268714	45824D332	45824D324				IMIT600	4/10/2018	2.51000	0.06150
INSURED MUNICIPALS INCOME TRUST SERIES 600	27-2268714	45824D332	45824D324				IMIT600	5/10/2018	2.48000	0.06076
INSURED MUNICIPALS INCOME TRUST SERIES 600	27-2268714	45824D332	45824D324				IMIT600	5/10/2018	28.56000	28.51430
INSURED MUNICIPALS INCOME TRUST SERIES 600	27-2268714	45824D332	45824D324				IMIT600	6/10/2018	2.20000	0.05390
INSURED MUNICIPALS INCOME TRUST SERIES 600	27-2268714	45824D332	45824D324				IMIT600	6/10/2018	143.29000	143.06074
INSURED MUNICIPALS INCOME TRUST SERIES 600	27-2268714	45824D332	45824D324				IMIT600	7/10/2018	1.78000	0.04361
INSURED MUNICIPALS INCOME TRUST SERIES 600	27-2268714	45824D332	45824D324				IMIT600	7/10/2018	24.84000	24.80026
INSURED MUNICIPALS INCOME TRUST SERIES 600	27-2268714	45824D332	45824D324				IMIT600	8/10/2018	1.70000	0.04165
INSURED MUNICIPALS INCOME TRUST SERIES 600	27-2268714	45824D332	45824D324				IMIT600	9/10/2018	1.71000	0.04190
INSURED MUNICIPALS INCOME TRUST SERIES 600	27-2268714	45824D332	45824D324				IMIT600	10/10/2018	1.71000	0.04190
INSURED MUNICIPALS INCOME TRUST SERIES 600	27-2268714	45824D332	45824D324				IMIT600	11/10/2018	1.71000	0.04190
INSURED MUNICIPALS INCOME TRUST SERIES 600	27-2268714	45824D332	45824D324				IMIT600	12/10/2018	1.59000	0.03896
INSURED MUNICIPALS INCOME TRUST SERIES 600	27-2268714	45824D332	45824D324				IMIT600	12/10/2018	62.47000	62.37005
INSURED MUNICIPALS INCOME TRUST SERIES 601	27-2355507	45824D357	45824D340				IMIT601	1/10/2018	2.86000	0.14843
INSURED MUNICIPALS INCOME TRUST SERIES 601	27-2355507	45824D357	45824D340				IMIT601	2/10/2018	2.88000	0.14947
INSURED MUNICIPALS INCOME TRUST SERIES 601	27-2355507	45824D357	45824D340				IMIT601	3/10/2018	2.88000	0.14947
INSURED MUNICIPALS INCOME TRUST SERIES 601	27-2355507	45824D357	45824D340				IMIT601	4/10/2018	2.87000	0.14895
INSURED MUNICIPALS INCOME TRUST SERIES 601	27-2355507	45824D357	45824D340				IMIT601	5/10/2018	2.78000	0.14428
INSURED MUNICIPALS INCOME TRUST SERIES 601	27-2355507	45824D357	45824D340				IMIT601	5/10/2018	72.25000	69.85853
INSURED MUNICIPALS INCOME TRUST SERIES 601	27-2355507	45824D357	45824D340				IMIT601	6/10/2018	2.58000	0.13390
INSURED MUNICIPALS INCOME TRUST SERIES 601	27-2355507	45824D357	45824D340				IMIT601	7/10/2018	2.58000	0.13390
INSURED MUNICIPALS INCOME TRUST SERIES 601	27-2355507	45824D357	45824D340				IMIT601	8/10/2018	2.59000	0.13442
INSURED MUNICIPALS INCOME TRUST SERIES 601	27-2355507	45824D357	45824D340				IMIT601	9/10/2018	2.59000	0.13442
INSURED MUNICIPALS INCOME TRUST SERIES 601	27-2355507	45824D357	45824D340				IMIT601	10/10/2018	2.59000	0.13442
INSURED MUNICIPALS INCOME TRUST SERIES 601	27-2355507	45824D357	45824D340				IMIT601	11/10/2018	2.58000	0.13390
INSURED MUNICIPALS INCOME TRUST SERIES 601	27-2355507	45824D357	45824D340				IMIT601	12/10/2018	2.59000	0.13442
INSURED MUNICIPALS INCOME TRUST SERIES 602	27-2434431	45824D373	45824D365				IMIT602	8/10/2018	47.09000	46.01164
INSURED MUNICIPALS INCOME TRUST SERIES 602	27-2434431	45824D373	45824D365				IMIT602	9/10/2018	126.65000	123.74972
INSURED MUNICIPALS INCOME TRUST SERIES 603	27-2548271	45824D399	45824D381				IMIT603	3/10/2018	8.03000	7.98182
INSURED MUNICIPALS INCOME TRUST SERIES 603	27-2548271	45824D399	45824D381				IMIT603	5/10/2018	99.34000	98.74396
INSURED MUNICIPALS INCOME TRUST SERIES 603	27-2548271	45824D399	45824D381				IMIT603	7/10/2018	18.20000	18.09080
INSURED MUNICIPALS INCOME TRUST SERIES 603	27-2548271	45824D399	45824D381				IMIT603	10/10/2018	57.37000	57.02578
INSURED MUNICIPALS INCOME TRUST SERIES 604	27-2686384	45824D415	45824D407				IMIT604	6/10/2018	10.13000	9.98919

Issuer's Name	EIN	CUSIP 1	CUSIP 2	CUSIP 3	CUSIP 4	CUSIP 5	Ticker Symbol	Date of Corporate Action	Distribution Per Unit	Per Unit Reduction of Taxpayer's Basis
INSURED MUNICIPALS INCOME TRUST SERIES 604	27-2686384	45824D415	45824D407				IMIT604	8/10/2018	11.13000	10.97529
INSURED MUNICIPALS INCOME TRUST SERIES 604	27-2686384	45824D415	45824D407				IMIT604	9/10/2018	118.48000	116.83313
INSURED MUNICIPALS INCOME TRUST SERIES 604	27-2686384	45824D415	45824D407				IMIT604	10/10/2018	57.21000	56.41478
INSURED MUNICIPALS INCOME TRUST SERIES 604	27-2686384	45824D415	45824D407				IMIT604	11/10/2018	22.34000	22.02947
INSURED MUNICIPALS INCOME TRUST SERIES 604	27-2686384	45824D415	45824D407				IMIT604	12/10/2018	27.52000	27.13747
INSURED MUNICIPALS INCOME TRUST SERIES 605	27-2799900	45824D431	45824D423				IMIT605	7/10/2018	10.72000	10.55598
INSURED MUNICIPALS INCOME TRUST SERIES 605	27-2799900	45824D431	45824D423				IMIT605	9/10/2018	123.78000	121.88617
INSURED MUNICIPALS INCOME TRUST SERIES 606	27-2844629	45824D456	45824D449				IMIT606	4/10/2018	100.67000	98.79754
INSURED MUNICIPALS INCOME TRUST SERIES 606	27-2844629	45824D456	45824D449				IMIT606	9/10/2018	134.73000	132.22402
INSURED MUNICIPALS INCOME TRUST SERIES 606	27-2844629	45824D456	45824D449				IMIT606	12/10/2018	50.29000	49.35461
INSURED MUNICIPALS INCOME TRUST SERIES 607	27-2891339	45824D472	45824D464				IMIT607	5/10/2018	10.99000	10.93615
INSURED MUNICIPALS INCOME TRUST SERIES 607	27-2891339	45824D472	45824D464				IMIT607	9/10/2018	124.53000	123.91980
INSURED MUNICIPALS INCOME TRUST SERIES 608	27-2961152	45824D498	45824D480				IMIT608	3/10/2018	21.40000	21.17102
INSURED MUNICIPALS INCOME TRUST SERIES 608	27-2961152	45824D498	45824D480				IMIT608	4/10/2018	122.34000	121.03096
INSURED MUNICIPALS INCOME TRUST SERIES 608	27-2961152	45824D498	45824D480				IMIT608	5/10/2018	36.62000	36.22817
INSURED MUNICIPALS INCOME TRUST SERIES 608	27-2961152	45824D498	45824D480				IMIT608	7/10/2018	24.62000	24.35657
INSURED MUNICIPALS INCOME TRUST SERIES 608	27-2961152	45824D498	45824D480				IMIT608	9/10/2018	121.64000	120.33845
INSURED MUNICIPALS INCOME TRUST SERIES 609	27-3008345	45824D514	45824D506				IMIT609	3/10/2018	40.32000	39.77971
INSURED MUNICIPALS INCOME TRUST SERIES 609	27-3008345	45824D514	45824D506				IMIT609	5/10/2018	71.71000	70.74909
INSURED MUNICIPALS INCOME TRUST SERIES 609	27-3008345	45824D514	45824D506				IMIT609	8/10/2018	56.69000	55.93035
INSURED MUNICIPALS INCOME TRUST SERIES 609	27-3008345	45824D514	45824D506				IMIT609	9/10/2018	206.61000	203.84143
INSURED MUNICIPALS INCOME TRUST SERIES 610	27-3070231	45824D530	45824D522				IMIT610	3/10/2018	19.12000	18.89821
INSURED MUNICIPALS INCOME TRUST SERIES 610	27-3070231	45824D530	45824D522				IMIT610	5/10/2018	60.02000	59.32377
INSURED MUNICIPALS INCOME TRUST SERIES 610	27-3070231	45824D530	45824D522				IMIT610	8/10/2018	29.40000	29.05896
INSURED MUNICIPALS INCOME TRUST SERIES 610	27-3070231	45824D530	45824D522				IMIT610	9/10/2018	224.07000	221.47079
INSURED MUNICIPALS INCOME TRUST SERIES 610	27-3070231	45824D530	45824D522				IMIT610	12/10/2018	35.02000	34.61377
INSURED MUNICIPALS INCOME TRUST SERIES 611	27-3117311	45824D555	45824D548				IMIT611	3/10/2018	33.25000	32.69473
INSURED MUNICIPALS INCOME TRUST SERIES 611	27-3117311	45824D555	45824D548				IMIT611	5/10/2018	6.24000	6.13579
INSURED MUNICIPALS INCOME TRUST SERIES 611	27-3117311	45824D555	45824D548				IMIT611	7/10/2018	85.17000	83.74766
INSURED MUNICIPALS INCOME TRUST SERIES 611	27-3117311	45824D555	45824D548				IMIT611	9/10/2018	138.09000	135.78390
INSURED MUNICIPALS INCOME TRUST SERIES 612	27-3181098	45824D571	45824D563				IMIT612	5/10/2018	36.63000	36.33696
INSURED MUNICIPALS INCOME TRUST SERIES 612	27-3181098	45824D571	45824D563				IMIT612	6/10/2018	41.03000	40.70176
INSURED MUNICIPALS INCOME TRUST SERIES 612	27-3181098	45824D571	45824D563				IMIT612	9/10/2018	159.51000	158.23392
INSURED MUNICIPALS INCOME TRUST SERIES 613	27-3228590	45824D597	45824D589				IMIT613	5/10/2018	46.90000	46.32782
INSURED MUNICIPALS INCOME TRUST SERIES 613	27-3228590	45824D597	45824D589				IMIT613	6/10/2018	50.20000	49.58756
INSURED MUNICIPALS INCOME TRUST SERIES 613	27-3228590	45824D597	45824D589				IMIT613	7/10/2018	25.18000	24.87280
INSURED MUNICIPALS INCOME TRUST SERIES 613	27-3228590	45824D597	45824D589				IMIT613	9/10/2018	164.23000	162.22639
INSURED MUNICIPALS INCOME TRUST, SERIES 614	27-3260693	45824D613	45824D605				IMIT614	5/10/2018	51.53000	50.92195
INSURED MUNICIPALS INCOME TRUST, SERIES 614	27-3260693	45824D613	45824D605				IMIT614	6/10/2018	53.99000	53.35292
INSURED MUNICIPALS INCOME TRUST, SERIES 614	27-3260693	45824D613	45824D605				IMIT614	7/10/2018	31.99000	31.61252
INSURED MUNICIPALS INCOME TRUST, SERIES 614	27-3260693	45824D613	45824D605				IMIT614	9/10/2018	231.50000	228.76830
INSURED MUNICIPALS INCOME TRUST SERIES 615	27-3304847	45824D639	45824D621				IMIT615	4/10/2018	48.17000	47.88098
INSURED MUNICIPALS INCOME TRUST SERIES 615	27-3304847	45824D639	45824D621				IMIT615	6/10/2018	44.72000	44.45168
INSURED MUNICIPALS INCOME TRUST SERIES 615	27-3304847	45824D639	45824D621				IMIT615	7/10/2018	15.12000	15.02928
INSURED MUNICIPALS INCOME TRUST SERIES 615	27-3304847	45824D639	45824D621				IMIT615	9/10/2018	124.56000	123.81264
INSURED MUNICIPALS INCOME TRUST SERIES 616	27-3385251	45824D654	45824D647				IMIT616	1/10/2018	2.88000	0.05990
INSURED MUNICIPALS INCOME TRUST SERIES 616	27-3385251	45824D654	45824D647				IMIT616	1/10/2018	38.51000	38.39447
INSURED MUNICIPALS INCOME TRUST SERIES 616	27-3385251	45824D654	45824D647				IMIT616	2/10/2018	2.82000	0.05866
INSURED MUNICIPALS INCOME TRUST SERIES 616	27-3385251	45824D654	45824D647				IMIT616	3/10/2018	2.73000	0.05678
INSURED MUNICIPALS INCOME TRUST SERIES 616	27-3385251	45824D654	45824D647				IMIT616	3/10/2018	19.38000	19.32186
INSURED MUNICIPALS INCOME TRUST SERIES 616	27-3385251	45824D654	45824D647				IMIT616	4/10/2018	2.72000	0.05658
INSURED MUNICIPALS INCOME TRUST SERIES 616	27-3385251	45824D654	45824D647				IMIT616	5/10/2018	2.65000	0.05512
INSURED MUNICIPALS INCOME TRUST SERIES 616	27-3385251	45824D654	45824D647				IMIT616	5/10/2018	33.97000	33.86809
INSURED MUNICIPALS INCOME TRUST SERIES 616	27-3385251	45824D654	45824D647				IMIT616	6/10/2018	2.59000	0.05387
INSURED MUNICIPALS INCOME TRUST SERIES 616	27-3385251	45824D654	45824D647				IMIT616	7/10/2018	2.58000	0.05366

Issuer's Name	EIN	CUSIP 1	CUSIP 2	CUSIP 3	CUSIP 4	CUSIP 5	Ticker Symbol	Date of Corporate Action	Distribution Per Unit	Per Unit Reduction of Taxpayer's Basis
INSURED MUNICIPALS INCOME TRUST SERIES 616	27-3385251	45824D654	45824D647				IMIT616	8/10/2018	2.59000	0.05387
INSURED MUNICIPALS INCOME TRUST SERIES 616	27-3385251	45824D654	45824D647				IMIT616	9/10/2018	2.58000	0.05366
INSURED MUNICIPALS INCOME TRUST SERIES 616	27-3385251	45824D654	45824D647				IMIT616	10/10/2018	2.59000	0.05387
INSURED MUNICIPALS INCOME TRUST SERIES 616	27-3385251	45824D654	45824D647				IMIT616	11/10/2018	2.59000	0.05387
INSURED MUNICIPALS INCOME TRUST SERIES 616	27-3385251	45824D654	45824D647				IMIT616	11/10/2018	7.81000	7.78657
INSURED MUNICIPALS INCOME TRUST SERIES 616	27-3385251	45824D654	45824D647				IMIT616	12/10/2018	2.54000	0.05283
INSURED MUNICIPALS INCOME TRUST SERIES 617	27-3421286	45824D670	45824D662				IMIT617	1/10/2018	77.25000	75.85950
INSURED MUNICIPALS INCOME TRUST SERIES 617	27-3421286	45824D670	45824D662				IMIT617	1/10/2018	26.80000	26.31760
INSURED MUNICIPALS INCOME TRUST SERIES 617	27-3421286	45824D670	45824D662				IMIT617	9/10/2018	37.87000	37.18834
INSURED MUNICIPALS INCOME TRUST SERIES 618	27-3515070	45824D696	45824D688				IMIT618	1/10/2018	44.03000	43.75261
INSURED MUNICIPALS INCOME TRUST SERIES 618	27-3515070	45824D696	45824D688				IMIT618	3/10/2018	5.82000	5.78333
INSURED MUNICIPALS INCOME TRUST SERIES 618	27-3515070	45824D696	45824D688				IMIT618	5/10/2018	18.57000	18.45301
INSURED MUNICIPALS INCOME TRUST SERIES 618	27-3515070	45824D696	45824D688				IMIT618	7/10/2018	57.61000	57.24706
INSURED MUNICIPALS INCOME TRUST SERIES 618	27-3515070	45824D696	45824D688				IMIT618	9/10/2018	49.81000	49.49620
INSURED MUNICIPALS INCOME TRUST SERIES 619	27-3629187	45824D712	45824D704				IMIT619	1/10/2018	2.71000	0.01734
INSURED MUNICIPALS INCOME TRUST SERIES 619	27-3629187	45824D712	45824D704				IMIT619	1/10/2018	39.39000	39.18123
INSURED MUNICIPALS INCOME TRUST SERIES 619	27-3629187	45824D712	45824D704				IMIT619	2/10/2018	2.63000	0.01683
INSURED MUNICIPALS INCOME TRUST SERIES 619	27-3629187	45824D712	45824D704				IMIT619	3/10/2018	2.63000	0.01683
INSURED MUNICIPALS INCOME TRUST SERIES 619	27-3629187	45824D712	45824D704				IMIT619	4/10/2018	2.62000	0.01677
INSURED MUNICIPALS INCOME TRUST SERIES 619	27-3629187	45824D712	45824D704				IMIT619	5/10/2018	2.61000	0.01670
INSURED MUNICIPALS INCOME TRUST SERIES 619	27-3629187	45824D712	45824D704				IMIT619	6/10/2018	2.61000	0.01670
INSURED MUNICIPALS INCOME TRUST SERIES 619	27-3629187	45824D712	45824D704				IMIT619	7/10/2018	2.47000	0.01581
INSURED MUNICIPALS INCOME TRUST SERIES 619	27-3629187	45824D712	45824D704				IMIT619	7/10/2018	61.41000	61.08453
INSURED MUNICIPALS INCOME TRUST SERIES 619	27-3629187	45824D712	45824D704				IMIT619	8/10/2018	2.39000	0.01530
INSURED MUNICIPALS INCOME TRUST SERIES 619	27-3629187	45824D712	45824D704				IMIT619	9/10/2018	2.25000	0.01440
INSURED MUNICIPALS INCOME TRUST SERIES 619	27-3629187	45824D712	45824D704				IMIT619	9/10/2018	33.13000	32.95441
INSURED MUNICIPALS INCOME TRUST SERIES 619	27-3629187	45824D712	45824D704				IMIT619	10/10/2018	2.21000	0.01414
INSURED MUNICIPALS INCOME TRUST SERIES 619	27-3629187	45824D712	45824D704				IMIT619	10/10/2018	17.72000	17.62608
INSURED MUNICIPALS INCOME TRUST SERIES 619	27-3629187	45824D712	45824D704				IMIT619	11/10/2018	2.15000	0.01376
INSURED MUNICIPALS INCOME TRUST SERIES 619	27-3629187	45824D712	45824D704				IMIT619	12/10/2018	2.18000	0.01395
INSURED MUNICIPALS INCOME TRUST SERIES 620	27-3673728	45824D738	45824D720				IMIT620	1/10/2018	76.72000	75.13190
INSURED MUNICIPALS INCOME TRUST SERIES 620	27-3673728	45824D738	45824D720				IMIT620	5/10/2018	60.73000	59.47289
INSURED MUNICIPALS INCOME TRUST SERIES 621	27-3790657	45824D753	45824D746				IMIT621	1/10/2018	99.95000	98.89053
INSURED MUNICIPALS INCOME TRUST SERIES 621	27-3790657	45824D753	45824D746				IMIT621	5/10/2018	53.87000	53.29898
INSURED MUNICIPALS INCOME TRUST SERIES 621	27-3790657	45824D753	45824D746				IMIT621	7/10/2018	36.49000	36.10321
INSURED MUNICIPALS INCOME TRUST SERIES 621	27-3790657	45824D753	45824D746				IMIT621	9/10/2018	49.30000	48.77742
INSURED MUNICIPALS INCOME TRUST SERIES 621	27-3790657	45824D753	45824D746				IMIT621	10/10/2018	60.11000	59.47283
INSURED MUNICIPALS INCOME TRUST SERIES 622	27-4028148	45824D779	45824D761				IMIT622	1/10/2018	44.48000	42.37165
INSURED MUNICIPALS INCOME TRUST SERIES 622	27-4028148	45824D779	45824D761				IMIT622	5/10/2018	24.35000	23.19581
INSURED MUNICIPALS INCOME TRUST SERIES 622	27-4028148	45824D779	45824D761				IMIT622	10/10/2018	106.66000	101.60432
INSURED MUNICIPALS INCOME TRUST SERIES 622	27-4028148	45824D779	45824D761				IMIT622	11/10/2018	43.29000	41.23805
INSURED MUNICIPALS INCOME TRUST SERIES 623	27-4211206	45824D795	45824D787				IMIT623	1/10/2018	35.86000	34.65869
INSURED MUNICIPALS INCOME TRUST SERIES 623	27-4211206	45824D795	45824D787				IMIT623	5/10/2018	127.88000	123.59602
INSURED MUNICIPALS INCOME TRUST SERIES 623	27-4211206	45824D795	45824D787				IMIT623	6/10/2018	10.73000	10.37055
INSURED MUNICIPALS INCOME TRUST SERIES 623	27-4211206	45824D795	45824D787				IMIT623	7/10/2018	50.16000	48.47964
INSURED MUNICIPALS INCOME TRUST SERIES 623	27-4211206	45824D795	45824D787				IMIT623	12/10/2018	59.18000	57.19747
INSURED MUNICIPALS INCOME TRUST SERIES 624	27-4450352	45824D811	45824D803				IMIT624	1/10/2018	110.77000	102.44010
INSURED MUNICIPALS INCOME TRUST SERIES 624	27-4450352	45824D811	45824D803				IMIT624	5/10/2018	34.06000	31.49869
INSURED MUNICIPALS INCOME TRUST SERIES 624	27-4450352	45824D811	45824D803				IMIT624	10/10/2018	52.44000	48.49651
INSURED MUNICIPALS INCOME TRUST SERIES 625	27-4718026	45824H119	45824H101				IMIT625	5/10/2018	85.75000	80.53640
INSURED MUNICIPALS INCOME TRUST SERIES 625	27-4718026	45824H119	45824H101				IMIT625	6/10/2018	106.31000	99.84635
INSURED MUNICIPALS INCOME TRUST SERIES 625	27-4718026	45824H119	45824H101				IMIT625	9/10/2018	47.56000	44.66835
INSURED MUNICIPALS INCOME TRUST SERIES 626	27-4984118	45824H135	45824H127				IMIT626	1/10/2018	45.98000	43.74077
INSURED MUNICIPALS INCOME TRUST SERIES 626	27-4984118	45824H135	45824H127				IMIT626	5/10/2018	95.52000	90.86818
INSURED MUNICIPALS INCOME TRUST SERIES 626	27-4984118	45824H135	45824H127				IMIT626	6/10/2018	39.43000	37.50976
INSURED MUNICIPALS INCOME TRUST SERIES 626	27-4984118	45824H135	45824H127				IMIT626	8/10/2018	16.01000	15.23031
INSURED MUNICIPALS INCOME TRUST SERIES 626	27-4984118	45824H135	45824H127				IMIT626	9/10/2018	57.16000	54.37631

Issuer's Name	EIN	CUSIP 1	CUSIP 2	CUSIP 3	CUSIP 4	CUSIP 5	Ticker Symbol	Date of Corporate Action	Distribution Per Unit	Per Unit Reduction of Taxpayer's Basis
INSURED MUNICIPALS INCOME TRUST SERIES 626	27-4984118	45824H135	45824H127				IMIT626	12/10/2018	56.31000	53.56770
INSURED MUNICIPALS INCOME TRUST SERIES 627	27-5020153	45824H143					IMIT627	1/10/2018	38.24000	36.51920
INSURED MUNICIPALS INCOME TRUST SERIES 627	27-5020153	45824H143					IMIT627	5/10/2018	111.25000	106.24375
INSURED MUNICIPALS INCOME TRUST SERIES 627	27-5020153	45824H143					IMIT627	6/10/2018	83.44000	79.68520
INSURED MUNICIPALS INCOME TRUST SERIES 627	27-5020153	45824H143					IMIT627	8/10/2018	48.67000	46.47985
INSURED MUNICIPALS INCOME TRUST SERIES 627	27-5020153	45824H143					IMIT627	9/10/2018	28.37000	27.09335
INSURED MUNICIPALS INCOME TRUST SERIES 627	27-5020153	45824H143					IMIT627	12/10/2018	27.12000	25.89960
INSURED MUNICIPALS INCOME TRUST SERIES 628	45-0608807	45824H176	45824H168				IMIT628	1/10/2018	203.79000	191.35881
INSURED MUNICIPALS INCOME TRUST SERIES 628	45-0608807	45824H176	45824H168				IMIT628	7/10/2018	57.13000	53.64507
INSURED MUNICIPALS INCOME TRUST SERIES 628	45-0608807	45824H176	45824H168				IMIT628	9/10/2018	107.13000	100.59507
INSURED MUNICIPALS INCOME TRUST SERIES 628	45-0608807	45824H176	45824H168				IMIT628	10/10/2018	31.29000	29.38131
INSURED MUNICIPALS INCOME TRUST SERIES 629	45-2029321	45824H192	45824H184				IMIT629	1/10/2018	7.57000	7.20134
INSURED MUNICIPALS INCOME TRUST SERIES 629	45-2029321	45824H192	45824H184				IMIT629	5/10/2018	109.86000	104.50982
INSURED MUNICIPALS INCOME TRUST SERIES 629	45-2029321	45824H192	45824H184				IMIT629	9/10/2018	128.95000	122.67014
INSURED MUNICIPALS INCOME TRUST SERIES 630	45-2314459	45824H218	45824H200				IMIT630	1/10/2018	22.37000	21.68995
INSURED MUNICIPALS INCOME TRUST SERIES 630	45-2314459	45824H218	45824H200				IMIT630	5/10/2018	123.69000	119.92982
INSURED MUNICIPALS INCOME TRUST SERIES 630	45-2314459	45824H218	45824H200				IMIT630	6/10/2018	67.25000	65.20560
INSURED MUNICIPALS INCOME TRUST SERIES 630	45-2314459	45824H218	45824H200				IMIT630	7/10/2018	48.06000	46.59898
INSURED MUNICIPALS INCOME TRUST SERIES 630	45-2314459	45824H218	45824H200				IMIT630	10/10/2018	32.90000	31.89984
INSURED MUNICIPALS INCOME TRUST SERIES 631	45-2558096	45824H234	45824H226				IMIT631	1/10/2018	90.81000	88.71229
INSURED MUNICIPALS INCOME TRUST SERIES 631	45-2558096	45824H234	45824H226				IMIT631	5/10/2018	37.62000	36.75098
INSURED MUNICIPALS INCOME TRUST SERIES 631	45-2558096	45824H234	45824H226				IMIT631	6/10/2018	96.66000	94.42715
INSURED MUNICIPALS INCOME TRUST SERIES 631	45-2558096	45824H234	45824H226				IMIT631	8/10/2018	39.14000	38.23587
INSURED MUNICIPALS INCOME TRUST SERIES 631	45-2558096	45824H234	45824H226				IMIT631	9/10/2018	111.92000	109.33465
INSURED MUNICIPALS INCOME TRUST SERIES 631	45-2558096	45824H234	45824H226				IMIT631	10/10/2018	47.48000	46.38321
INSURED MUNICIPALS INCOME TRUST SERIES 632	45-2758398	45824H259	45824H242				IMIT632	1/10/2018	41.63000	41.36357
INSURED MUNICIPALS INCOME TRUST SERIES 632	45-2758398	45824H259	45824H242				IMIT632	5/10/2018	79.78000	79.26941
INSURED MUNICIPALS INCOME TRUST SERIES 632	45-2758398	45824H259	45824H242				IMIT632	6/10/2018	77.37000	76.87483
INSURED MUNICIPALS INCOME TRUST SERIES 632	45-2758398	45824H259	45824H242				IMIT632	11/10/2018	16.72000	16.61299
INSURED MUNICIPALS INCOME TRUST SERIES 632	45-2758398	45824H259	45824H242				IMIT632	12/10/2018	60.54000	60.15254
INSURED MUNICIPALS INCOME TRUST SERIES 633	45-3020244	45824H275	45824H267				IMIT633	1/10/2018	43.81000	43.42009
INSURED MUNICIPALS INCOME TRUST SERIES 633	45-3020244	45824H275	45824H267				IMIT633	3/10/2018	72.02000	71.37902
INSURED MUNICIPALS INCOME TRUST SERIES 633	45-3020244	45824H275	45824H267				IMIT633	5/10/2018	68.66000	68.04893
INSURED MUNICIPALS INCOME TRUST SERIES 633	45-3020244	45824H275	45824H267				IMIT633	8/10/2018	67.98000	67.37498
INSURED MUNICIPALS INCOME TRUST SERIES 633	45-3020244	45824H275	45824H267				IMIT633	9/10/2018	70.90000	70.26899
INSURED MUNICIPALS INCOME TRUST SERIES 633	45-3020244	45824H275	45824H267				IMIT633	10/10/2018	115.20000	114.17472
INSURED MUNICIPALS INCOME TRUST SERIES 634	45-3176541	45824H291	45824H283				IMIT634	1/10/2018	3.10000	0.05301
INSURED MUNICIPALS INCOME TRUST SERIES 634	45-3176541	45824H291	45824H283				IMIT634	1/10/2018	79.10000	78.08752
INSURED MUNICIPALS INCOME TRUST SERIES 634	45-3176541	45824H291	45824H283				IMIT634	2/10/2018	2.90000	0.04959
INSURED MUNICIPALS INCOME TRUST SERIES 634	45-3176541	45824H291	45824H283				IMIT634	3/10/2018	2.89000	0.04942
INSURED MUNICIPALS INCOME TRUST SERIES 634	45-3176541	45824H291	45824H283				IMIT634	4/10/2018	2.93000	0.05010
INSURED MUNICIPALS INCOME TRUST SERIES 634	45-3176541	45824H291	45824H283				IMIT634	5/10/2018	2.82000	0.04822
INSURED MUNICIPALS INCOME TRUST SERIES 634	45-3176541	45824H291	45824H283				IMIT634	5/10/2018	64.29000	63.46709
INSURED MUNICIPALS INCOME TRUST SERIES 634	45-3176541	45824H291	45824H283				IMIT634	6/10/2018	2.62000	0.04480
INSURED MUNICIPALS INCOME TRUST SERIES 634	45-3176541	45824H291	45824H283				IMIT634	7/10/2018	2.62000	0.04480
INSURED MUNICIPALS INCOME TRUST SERIES 634	45-3176541	45824H291	45824H283				IMIT634	8/10/2018	2.62000	0.04480
INSURED MUNICIPALS INCOME TRUST SERIES 634	45-3176541	45824H291	45824H283				IMIT634	9/10/2018	2.55000	0.04361
INSURED MUNICIPALS INCOME TRUST SERIES 634	45-3176541	45824H291	45824H283				IMIT634	9/10/2018	16.49000	16.27893
INSURED MUNICIPALS INCOME TRUST SERIES 634	45-3176541	45824H291	45824H283				IMIT634	10/10/2018	2.55000	0.04361
INSURED MUNICIPALS INCOME TRUST SERIES 634	45-3176541	45824H291	45824H283				IMIT634	11/10/2018	2.54000	0.04343
INSURED MUNICIPALS INCOME TRUST SERIES 634	45-3176541	45824H291	45824H283				IMIT634	12/10/2018	2.56000	0.04378
INSURED MUNICIPALS INCOME TRUST SERIES 635	45-3354904	45824H317	45824H309				IMIT635	1/10/2018	2.70000	0.03456
INSURED MUNICIPALS INCOME TRUST SERIES 635	45-3354904	45824H317	45824H309				IMIT635	2/10/2018	2.71000	0.03469
INSURED MUNICIPALS INCOME TRUST SERIES 635	45-3354904	45824H317	45824H309				IMIT635	3/10/2018	2.50000	0.03200
INSURED MUNICIPALS INCOME TRUST SERIES 635	45-3354904	45824H317	45824H309				IMIT635	3/10/2018	53.50000	53.31275
INSURED MUNICIPALS INCOME TRUST SERIES 635	45-3354904	45824H317	45824H309				IMIT635	4/10/2018	2.46000	0.03149
INSURED MUNICIPALS INCOME TRUST SERIES 635	45-3354904	45824H317	45824H309				IMIT635	5/10/2018	2.40000	0.03072
INSURED MUNICIPALS INCOME TRUST SERIES 635	45-3354904	45824H317	45824H309				IMIT635	5/10/2018	60.85000	60.63703

Issuer's Name	EIN	CUSIP 1	CUSIP 2	CUSIP 3	CUSIP 4	CUSIP 5	Ticker Symbol	Date of Corporate Action	Distribution Per Unit	Per Unit Reduction of Taxpayer's Basis
INSURED MUNICIPALS INCOME TRUST SERIES 635	45-3354904	45824H317	45824H309				IMIT635	6/10/2018	2.07000	0.02650
INSURED MUNICIPALS INCOME TRUST SERIES 635	45-3354904	45824H317	45824H309				IMIT635	6/10/2018	92.78000	92.45527
INSURED MUNICIPALS INCOME TRUST SERIES 635	45-3354904	45824H317	45824H309				IMIT635	7/10/2018	1.74000	0.02227
INSURED MUNICIPALS INCOME TRUST SERIES 635	45-3354904	45824H317	45824H309				IMIT635	7/10/2018	34.06000	33.94079
INSURED MUNICIPALS INCOME TRUST SERIES 635	45-3354904	45824H317	45824H309				IMIT635	8/10/2018	1.65000	0.02112
INSURED MUNICIPALS INCOME TRUST SERIES 635	45-3354904	45824H317	45824H309				IMIT635	9/10/2018	1.66000	0.02125
INSURED MUNICIPALS INCOME TRUST SERIES 635	45-3354904	45824H317	45824H309				IMIT635	10/10/2018	1.64000	0.02099
INSURED MUNICIPALS INCOME TRUST SERIES 635	45-3354904	45824H317	45824H309				IMIT635	11/10/2018	1.65000	0.02112
INSURED MUNICIPALS INCOME TRUST SERIES 635	45-3354904	45824H317	45824H309				IMIT635	12/10/2018	1.63000	0.02086
INSURED MUNICIPALS INCOME TRUST SERIES 635	45-3354904	45824H317	45824H309				IMIT635	12/10/2018	6.22000	6.19823
INSURED MUNICIPALS INCOME TRUST SERIES 636	45-3588920	45824H333	45824H325				IMIT636	1/10/2018	3.25000	0.12643
INSURED MUNICIPALS INCOME TRUST SERIES 636	45-3588920	45824H333	45824H325				IMIT636	2/10/2018	3.24000	0.12604
INSURED MUNICIPALS INCOME TRUST SERIES 636	45-3588920	45824H333	45824H325				IMIT636	3/10/2018	3.23000	0.12565
INSURED MUNICIPALS INCOME TRUST SERIES 636	45-3588920	45824H333	45824H325				IMIT636	4/10/2018	3.23000	0.12565
INSURED MUNICIPALS INCOME TRUST SERIES 636	45-3588920	45824H333	45824H325				IMIT636	5/10/2018	3.15000	0.12254
INSURED MUNICIPALS INCOME TRUST SERIES 636	45-3588920	45824H333	45824H325				IMIT636	5/10/2018	63.58000	63.34475
INSURED MUNICIPALS INCOME TRUST SERIES 636	45-3588920	45824H333	45824H325				IMIT636	6/10/2018	2.71000	0.10542
INSURED MUNICIPALS INCOME TRUST SERIES 636	45-3588920	45824H333	45824H325				IMIT636	6/10/2018	122.05000	121.59842
INSURED MUNICIPALS INCOME TRUST SERIES 636	45-3588920	45824H333	45824H325				IMIT636	7/10/2018	2.24000	0.08714
INSURED MUNICIPALS INCOME TRUST SERIES 636	45-3588920	45824H333	45824H325				IMIT636	7/10/2018	48.49000	48.31059
INSURED MUNICIPALS INCOME TRUST SERIES 636	45-3588920	45824H333	45824H325				IMIT636	8/10/2018	2.17000	0.08441
INSURED MUNICIPALS INCOME TRUST SERIES 636	45-3588920	45824H333	45824H325				IMIT636	8/10/2018	49.85000	49.66556
INSURED MUNICIPALS INCOME TRUST SERIES 636	45-3588920	45824H333	45824H325				IMIT636	9/10/2018	2.01000	0.07819
INSURED MUNICIPALS INCOME TRUST SERIES 636	45-3588920	45824H333	45824H325				IMIT636	10/10/2018	2.02000	0.07858
INSURED MUNICIPALS INCOME TRUST SERIES 636	45-3588920	45824H333	45824H325				IMIT636	11/10/2018	2.01000	0.07819
INSURED MUNICIPALS INCOME TRUST SERIES 636	45-3588920	45824H333	45824H325				IMIT636	12/10/2018	2.02000	0.07858
INSURED MUNICIPALS INCOME TRUST SERIES 637	45-3721883	45824H358	45824H341				IMIT637	1/10/2018	3.11000	0.08397
INSURED MUNICIPALS INCOME TRUST SERIES 637	45-3721883	45824H358	45824H341				IMIT637	2/10/2018	3.10000	0.08370
INSURED MUNICIPALS INCOME TRUST SERIES 637	45-3721883	45824H358	45824H341				IMIT637	3/10/2018	3.11000	0.08397
INSURED MUNICIPALS INCOME TRUST SERIES 637	45-3721883	45824H358	45824H341				IMIT637	4/10/2018	3.13000	0.08451
INSURED MUNICIPALS INCOME TRUST SERIES 637	45-3721883	45824H358	45824H341				IMIT637	5/10/2018	3.10000	0.08370
INSURED MUNICIPALS INCOME TRUST SERIES 637	45-3721883	45824H358	45824H341				IMIT637	5/10/2018	22.67000	22.34355
INSURED MUNICIPALS INCOME TRUST SERIES 637	45-3721883	45824H358	45824H341				IMIT637	6/10/2018	2.76000	0.07452
INSURED MUNICIPALS INCOME TRUST SERIES 637	45-3721883	45824H358	45824H341				IMIT637	6/10/2018	99.12000	97.69267
INSURED MUNICIPALS INCOME TRUST SERIES 637	45-3721883	45824H358	45824H341				IMIT637	7/10/2018	2.58000	0.06966
INSURED MUNICIPALS INCOME TRUST SERIES 637	45-3721883	45824H358	45824H341				IMIT637	8/10/2018	2.59000	0.06993
INSURED MUNICIPALS INCOME TRUST SERIES 637	45-3721883	45824H358	45824H341				IMIT637	9/10/2018	2.58000	0.06966
INSURED MUNICIPALS INCOME TRUST SERIES 637	45-3721883	45824H358	45824H341				IMIT637	10/10/2018	2.58000	0.06966
INSURED MUNICIPALS INCOME TRUST SERIES 637	45-3721883	45824H358	45824H341				IMIT637	11/10/2018	2.57000	0.06939
INSURED MUNICIPALS INCOME TRUST SERIES 637	45-3721883	45824H358	45824H341				IMIT637	12/10/2018	2.58000	0.06966
INSURED MUNICIPALS INCOME TRUST SERIES 638	45-3833278	45824H374	45824H366				IMIT638	1/10/2018	3.36000	0.16666
INSURED MUNICIPALS INCOME TRUST SERIES 638	45-3833278	45824H374	45824H366				IMIT638	1/10/2018	14.30000	13.93249
INSURED MUNICIPALS INCOME TRUST SERIES 638	45-3833278	45824H374	45824H366				IMIT638	2/10/2018	3.29000	0.16318
INSURED MUNICIPALS INCOME TRUST SERIES 638	45-3833278	45824H374	45824H366				IMIT638	3/10/2018	3.30000	0.16368
INSURED MUNICIPALS INCOME TRUST SERIES 638	45-3833278	45824H374	45824H366				IMIT638	4/10/2018	3.30000	0.16368
INSURED MUNICIPALS INCOME TRUST SERIES 638	45-3833278	45824H374	45824H366				IMIT638	5/10/2018	3.24000	0.16070
INSURED MUNICIPALS INCOME TRUST SERIES 638	45-3833278	45824H374	45824H366				IMIT638	5/10/2018	76.81000	74.83598
INSURED MUNICIPALS INCOME TRUST SERIES 638	45-3833278	45824H374	45824H366				IMIT638	6/10/2018	2.97000	0.14731
INSURED MUNICIPALS INCOME TRUST SERIES 638	45-3833278	45824H374	45824H366				IMIT638	7/10/2018	2.95000	0.14632
INSURED MUNICIPALS INCOME TRUST SERIES 638	45-3833278	45824H374	45824H366				IMIT638	7/10/2018	17.34000	16.89436
INSURED MUNICIPALS INCOME TRUST SERIES 638	45-3833278	45824H374	45824H366				IMIT638	8/10/2018	2.91000	0.14434
INSURED MUNICIPALS INCOME TRUST SERIES 638	45-3833278	45824H374	45824H366				IMIT638	9/10/2018	2.91000	0.14434
INSURED MUNICIPALS INCOME TRUST SERIES 638	45-3833278	45824H374	45824H366				IMIT638	10/10/2018	2.90000	0.14384
INSURED MUNICIPALS INCOME TRUST SERIES 638	45-3833278	45824H374	45824H366				IMIT638	11/10/2018	2.91000	0.14434
INSURED MUNICIPALS INCOME TRUST SERIES 638	45-3833278	45824H374	45824H366				IMIT638	12/10/2018	2.90000	0.14384
INSURED MUNICIPALS INCOME TRUST SERIES 639	45-3985574	45824H390	45824H382				IMIT639	1/10/2018	3.18000	0.06106
INSURED MUNICIPALS INCOME TRUST SERIES 639	45-3985574	45824H390	45824H382				IMIT639	1/10/2018	63.21000	62.02797
INSURED MUNICIPALS INCOME TRUST SERIES 639	45-3985574	45824H390	45824H382				IMIT639	2/10/2018	2.98000	0.05722
INSURED MUNICIPALS INCOME TRUST SERIES 639	45-3985574	45824H390	45824H382				IMIT639	3/10/2018	2.98000	0.05722
INSURED MUNICIPALS INCOME TRUST SERIES 639	45-3985574	45824H390	45824H382				IMIT639	4/10/2018	2.99000	0.05741
INSURED MUNICIPALS INCOME TRUST SERIES 639	45-3985574	45824H390	45824H382				IMIT639	5/10/2018	2.95000	0.05664
INSURED MUNICIPALS INCOME TRUST SERIES 639	45-3985574	45824H390	45824H382				IMIT639	5/10/2018	34.37000	33.72728
INSURED MUNICIPALS INCOME TRUST SERIES 639	45-3985574	45824H390	45824H382				IMIT639	6/10/2018	2.83000	0.05434

Issuer's Name	EIN	CUSIP 1	CUSIP 2	CUSIP 3	CUSIP 4	CUSIP 5	Ticker Symbol	Date of Corporate Action	Distribution Per Unit	Per Unit Reduction of Taxpayer's Basis
INSURED MUNICIPALS INCOME TRUST SERIES 639	45-3985574	45824H390	45824H382				IMIT639	7/10/2018	2.83000	0.05434
INSURED MUNICIPALS INCOME TRUST SERIES 639	45-3985574	45824H390	45824H382				IMIT639	8/10/2018	2.77000	0.05318
INSURED MUNICIPALS INCOME TRUST SERIES 639	45-3985574	45824H390	45824H382				IMIT639	8/10/2018	14.82000	14.54287
INSURED MUNICIPALS INCOME TRUST SERIES 639	45-3985574	45824H390	45824H382				IMIT639	9/10/2018	2.79000	0.05357
INSURED MUNICIPALS INCOME TRUST SERIES 639	45-3985574	45824H390	45824H382				IMIT639	10/10/2018	2.75000	0.05280
INSURED MUNICIPALS INCOME TRUST SERIES 639	45-3985574	45824H390	45824H382				IMIT639	11/10/2018	2.74000	0.05261
INSURED MUNICIPALS INCOME TRUST SERIES 639	45-3985574	45824H390	45824H382				IMIT639	12/10/2018	2.74000	0.05261
INSURED MUNICIPALS INCOME TRUST SERIES 640	45-4116253	45824H416	45824H408				IMIT640	1/10/2018	2.42000	0.05977
INSURED MUNICIPALS INCOME TRUST SERIES 640	45-4116253	45824H416	45824H408				IMIT640	1/10/2018	87.07000	87.07000
INSURED MUNICIPALS INCOME TRUST SERIES 640	45-4116253	45824H416	45824H408				IMIT640	2/10/2018	2.22000	0.05483
INSURED MUNICIPALS INCOME TRUST SERIES 640	45-4116253	45824H416	45824H408				IMIT640	3/10/2018	2.22000	0.05483
INSURED MUNICIPALS INCOME TRUST SERIES 640	45-4116253	45824H416	45824H408				IMIT640	4/10/2018	2.22000	0.05483
INSURED MUNICIPALS INCOME TRUST SERIES 640	45-4116253	45824H416	45824H408				IMIT640	5/10/2018	2.19000	0.05409
INSURED MUNICIPALS INCOME TRUST SERIES 640	45-4116253	45824H416	45824H408				IMIT640	5/10/2018	15.59000	15.59000
INSURED MUNICIPALS INCOME TRUST SERIES 640	45-4116253	45824H416	45824H408				IMIT640	6/10/2018	2.15000	0.05311
INSURED MUNICIPALS INCOME TRUST SERIES 640	45-4116253	45824H416	45824H408				IMIT640	7/10/2018	2.14000	0.05286
INSURED MUNICIPALS INCOME TRUST SERIES 640	45-4116253	45824H416	45824H408				IMIT640	8/10/2018	2.16000	0.05335
INSURED MUNICIPALS INCOME TRUST SERIES 640	45-4116253	45824H416	45824H408				IMIT640	9/10/2018	2.15000	0.05311
INSURED MUNICIPALS INCOME TRUST SERIES 640	45-4116253	45824H416	45824H408				IMIT640	10/10/2018	2.04000	0.05039
INSURED MUNICIPALS INCOME TRUST SERIES 640	45-4116253	45824H416	45824H408				IMIT640	10/10/2018	107.08000	107.08000
INSURED MUNICIPALS INCOME TRUST SERIES 640	45-4116253	45824H416	45824H408				IMIT640	11/10/2018	1.70000	0.04199
INSURED MUNICIPALS INCOME TRUST SERIES 640	45-4116253	45824H416	45824H408				IMIT640	12/10/2018	1.63000	0.04026
INSURED MUNICIPALS INCOME TRUST SERIES 640	45-4116253	45824H416	45824H408				IMIT640	12/10/2018	16.47000	16.47000
INSURED MUNICIPALS INCOME TRUST SERIES 641	45-4349934	45824H432	45824H424				IMIT641	1/10/2018	84.77000	84.38006
INSURED MUNICIPALS INCOME TRUST SERIES 641	45-4349934	45824H432	45824H424				IMIT641	5/10/2018	115.85000	115.31709
INSURED MUNICIPALS INCOME TRUST SERIES 641	45-4349934	45824H432	45824H424				IMIT641	7/10/2018	38.16000	37.98446
INSURED MUNICIPALS INCOME TRUST SERIES 641	45-4349934	45824H432	45824H424				IMIT641	8/10/2018	102.46000	101.98868
INSURED MUNICIPALS INCOME TRUST SERIES 641	45-4349934	45824H432	45824H424				IMIT641	9/10/2018	22.72000	22.61549
INSURED MUNICIPALS INCOME TRUST SERIES 642	45-4468120	45824H457	45824H440				IMIT642	1/10/2018	3.18000	0.25440
INSURED MUNICIPALS INCOME TRUST SERIES 642	45-4468120	45824H457	45824H440				IMIT642	1/10/2018	96.75000	96.75000
INSURED MUNICIPALS INCOME TRUST SERIES 642	45-4468120	45824H457	45824H440				IMIT642	2/10/2018	2.94000	0.23520
INSURED MUNICIPALS INCOME TRUST SERIES 642	45-4468120	45824H457	45824H440				IMIT642	3/10/2018	2.93000	0.23440
INSURED MUNICIPALS INCOME TRUST SERIES 642	45-4468120	45824H457	45824H440				IMIT642	4/10/2018	2.93000	0.23440
INSURED MUNICIPALS INCOME TRUST SERIES 642	45-4468120	45824H457	45824H440				IMIT642	5/10/2018	2.87000	0.22960
INSURED MUNICIPALS INCOME TRUST SERIES 642	45-4468120	45824H457	45824H440				IMIT642	5/10/2018	40.17000	40.17000
INSURED MUNICIPALS INCOME TRUST SERIES 642	45-4468120	45824H457	45824H440				IMIT642	6/10/2018	2.76000	0.22080
INSURED MUNICIPALS INCOME TRUST SERIES 642	45-4468120	45824H457	45824H440				IMIT642	7/10/2018	2.77000	0.22160
INSURED MUNICIPALS INCOME TRUST SERIES 642	45-4468120	45824H457	45824H440				IMIT642	8/10/2018	2.63000	0.21040
INSURED MUNICIPALS INCOME TRUST SERIES 642	45-4468120	45824H457	45824H440				IMIT642	8/10/2018	57.99000	57.99000
INSURED MUNICIPALS INCOME TRUST SERIES 642	45-4468120	45824H457	45824H440				IMIT642	9/10/2018	2.47000	0.19760
INSURED MUNICIPALS INCOME TRUST SERIES 642	45-4468120	45824H457	45824H440				IMIT642	9/10/2018	8.97000	8.97000
INSURED MUNICIPALS INCOME TRUST SERIES 642	45-4468120	45824H457	45824H440				IMIT642	10/10/2018	2.47000	0.19760
INSURED MUNICIPALS INCOME TRUST SERIES 642	45-4468120	45824H457	45824H440				IMIT642	11/10/2018	2.46000	0.19680
INSURED MUNICIPALS INCOME TRUST SERIES 642	45-4468120	45824H457	45824H440				IMIT642	12/10/2018	2.46000	0.19680
INSURED MUNICIPALS INCOME TRUST SERIES 643	45-4632727	45824H473	45824H465				IMIT643	1/10/2018	3.19000	0.40577
INSURED MUNICIPALS INCOME TRUST SERIES 643	45-4632727	45824H473	45824H465				IMIT643	1/10/2018	78.47000	78.47000
INSURED MUNICIPALS INCOME TRUST SERIES 643	45-4632727	45824H473	45824H465				IMIT643	2/10/2018	2.98000	0.37906
INSURED MUNICIPALS INCOME TRUST SERIES 643	45-4632727	45824H473	45824H465				IMIT643	3/10/2018	2.98000	0.37906
INSURED MUNICIPALS INCOME TRUST SERIES 643	45-4632727	45824H473	45824H465				IMIT643	4/10/2018	2.99000	0.38033
INSURED MUNICIPALS INCOME TRUST SERIES 643	45-4632727	45824H473	45824H465				IMIT643	5/10/2018	3.00000	0.38160
INSURED MUNICIPALS INCOME TRUST SERIES 643	45-4632727	45824H473	45824H465				IMIT643	6/10/2018	2.99000	0.38033
INSURED MUNICIPALS INCOME TRUST SERIES 643	45-4632727	45824H473	45824H465				IMIT643	7/10/2018	3.00000	0.38160
INSURED MUNICIPALS INCOME TRUST SERIES 643	45-4632727	45824H473	45824H465				IMIT643	8/10/2018	2.88000	0.36634
INSURED MUNICIPALS INCOME TRUST SERIES 643	45-4632727	45824H473	45824H465				IMIT643	8/10/2018	29.81000	29.81000
INSURED MUNICIPALS INCOME TRUST SERIES 643	45-4632727	45824H473	45824H465				IMIT643	9/10/2018	2.81000	0.35743
INSURED MUNICIPALS INCOME TRUST SERIES 643	45-4632727	45824H473	45824H465				IMIT643	9/10/2018	11.67000	11.67000
INSURED MUNICIPALS INCOME TRUST SERIES 643	45-4632727	45824H473	45824H465				IMIT643	10/10/2018	2.81000	0.35743
INSURED MUNICIPALS INCOME TRUST SERIES 643	45-4632727	45824H473	45824H465				IMIT643	11/10/2018	2.81000	0.35743
INSURED MUNICIPALS INCOME TRUST SERIES 643	45-4632727	45824H473	45824H465				IMIT643	12/10/2018	2.80000	0.35616
INSURED MUNICIPALS INCOME TRUST SERIES 644	45-4858158	45824H499	45824H481				IMIT644	1/10/2018	3.34000	0.38310
INSURED MUNICIPALS INCOME TRUST SERIES 644	45-4858158	45824H499	45824H481				IMIT644	1/10/2018	95.09000	94.81424
INSURED MUNICIPALS INCOME TRUST SERIES 644	45-4858158	45824H499	45824H481				IMIT644	2/10/2018	3.07000	0.35213

Issuer's Name	EIN	CUSIP 1	CUSIP 2	CUSIP 3	CUSIP 4	CUSIP 5	Ticker Symbol	Date of Corporate Action	Distribution Per Unit	Per Unit Reduction of Taxpayer's Basis
INSURED MUNICIPALS INCOME TRUST SERIES 644	45-4858158	45824H499	45824H481				IMIT644	3/10/2018	3.08000	0.35328
INSURED MUNICIPALS INCOME TRUST SERIES 644	45-4858158	45824H499	45824H481				IMIT644	4/10/2018	3.09000	0.35442
INSURED MUNICIPALS INCOME TRUST SERIES 644	45-4858158	45824H499	45824H481				IMIT644	5/10/2018	3.06000	0.35098
INSURED MUNICIPALS INCOME TRUST SERIES 644	45-4858158	45824H499	45824H481				IMIT644	5/10/2018	21.53000	21.46756
INSURED MUNICIPALS INCOME TRUST SERIES 644	45-4858158	45824H499	45824H481				IMIT644	6/10/2018	2.99000	0.34295
INSURED MUNICIPALS INCOME TRUST SERIES 644	45-4858158	45824H499	45824H481				IMIT644	7/10/2018	2.99000	0.34295
INSURED MUNICIPALS INCOME TRUST SERIES 644	45-4858158	45824H499	45824H481				IMIT644	8/10/2018	2.96000	0.33951
INSURED MUNICIPALS INCOME TRUST SERIES 644	45-4858158	45824H499	45824H481				IMIT644	8/10/2018	7.29000	7.26886
INSURED MUNICIPALS INCOME TRUST SERIES 644	45-4858158	45824H499	45824H481				IMIT644	9/10/2018	2.95000	0.33837
INSURED MUNICIPALS INCOME TRUST SERIES 644	45-4858158	45824H499	45824H481				IMIT644	10/10/2018	2.86000	0.32804
INSURED MUNICIPALS INCOME TRUST SERIES 644	45-4858158	45824H499	45824H481				IMIT644	10/10/2018	74.27000	74.05462
INSURED MUNICIPALS INCOME TRUST SERIES 644	45-4858158	45824H499	45824H481				IMIT644	11/10/2018	2.65000	0.30396
INSURED MUNICIPALS INCOME TRUST SERIES 644	45-4858158	45824H499	45824H481				IMIT644	12/10/2018	2.67000	0.30625
INSURED MUNICIPALS INCOME TRUST SERIES 645	45-5023871	45824H515	45824H507				IMIT645	1/10/2018	2.82000	0.30343
INSURED MUNICIPALS INCOME TRUST SERIES 645	45-5023871	45824H515	45824H507				IMIT645	1/10/2018	98.22000	98.22000
INSURED MUNICIPALS INCOME TRUST SERIES 645	45-5023871	45824H515	45824H507				IMIT645	2/10/2018	2.57000	0.27653
INSURED MUNICIPALS INCOME TRUST SERIES 645	45-5023871	45824H515	45824H507				IMIT645	3/10/2018	2.58000	0.27761
INSURED MUNICIPALS INCOME TRUST SERIES 645	45-5023871	45824H515	45824H507				IMIT645	4/10/2018	2.59000	0.27868
INSURED MUNICIPALS INCOME TRUST SERIES 645	45-5023871	45824H515	45824H507				IMIT645	5/10/2018	2.57000	0.27653
INSURED MUNICIPALS INCOME TRUST SERIES 645	45-5023871	45824H515	45824H507				IMIT645	6/10/2018	2.57000	0.27653
INSURED MUNICIPALS INCOME TRUST SERIES 645	45-5023871	45824H515	45824H507				IMIT645	7/10/2018	2.54000	0.27330
INSURED MUNICIPALS INCOME TRUST SERIES 645	45-5023871	45824H515	45824H507				IMIT645	7/10/2018	10.19000	10.19000
INSURED MUNICIPALS INCOME TRUST SERIES 645	45-5023871	45824H515	45824H507				IMIT645	8/10/2018	2.48000	0.26685
INSURED MUNICIPALS INCOME TRUST SERIES 645	45-5023871	45824H515	45824H507				IMIT645	9/10/2018	2.50000	0.26900
INSURED MUNICIPALS INCOME TRUST SERIES 645	45-5023871	45824H515	45824H507				IMIT645	10/10/2018	2.50000	0.26900
INSURED MUNICIPALS INCOME TRUST SERIES 645	45-5023871	45824H515	45824H507				IMIT645	11/10/2018	2.51000	0.27008
INSURED MUNICIPALS INCOME TRUST SERIES 645	45-5023871	45824H515	45824H507				IMIT645	12/10/2018	2.53000	0.27223
INSURED MUNICIPALS INCOME TRUST SERIES 646	45-5140428	45824H531	45824H523				IMIT646	1/10/2018	3.32000	0.52290
INSURED MUNICIPALS INCOME TRUST SERIES 646	45-5140428	45824H531	45824H523				IMIT646	2/10/2018	3.33000	0.52448
INSURED MUNICIPALS INCOME TRUST SERIES 646	45-5140428	45824H531	45824H523				IMIT646	3/10/2018	3.33000	0.52448
INSURED MUNICIPALS INCOME TRUST SERIES 646	45-5140428	45824H531	45824H523				IMIT646	4/10/2018	3.34000	0.52605
INSURED MUNICIPALS INCOME TRUST SERIES 646	45-5140428	45824H531	45824H523				IMIT646	5/10/2018	3.31000	0.52133
INSURED MUNICIPALS INCOME TRUST SERIES 646	45-5140428	45824H531	45824H523				IMIT646	5/10/2018	15.93000	15.93000
INSURED MUNICIPALS INCOME TRUST SERIES 646	45-5140428	45824H531	45824H523				IMIT646	6/10/2018	3.25000	0.51188
INSURED MUNICIPALS INCOME TRUST SERIES 646	45-5140428	45824H531	45824H523				IMIT646	7/10/2018	3.23000	0.50873
INSURED MUNICIPALS INCOME TRUST SERIES 646	45-5140428	45824H531	45824H523				IMIT646	8/10/2018	3.23000	0.50873
INSURED MUNICIPALS INCOME TRUST SERIES 646	45-5140428	45824H531	45824H523				IMIT646	9/10/2018	3.05000	0.48038
INSURED MUNICIPALS INCOME TRUST SERIES 646	45-5140428	45824H531	45824H523				IMIT646	9/10/2018	49.72000	49.72000
INSURED MUNICIPALS INCOME TRUST SERIES 646	45-5140428	45824H531	45824H523				IMIT646	10/10/2018	3.01000	0.47408
INSURED MUNICIPALS INCOME TRUST SERIES 646	45-5140428	45824H531	45824H523				IMIT646	11/10/2018	3.01000	0.47408
INSURED MUNICIPALS INCOME TRUST SERIES 646	45-5140428	45824H531	45824H523				IMIT646	12/10/2018	3.05000	0.48038
INSURED MUNICIPALS INCOME TRUST, SERIES 647	45-5347412	45824H556	45824H549				IMIT647	1/10/2018	3.24000	0.44032
INSURED MUNICIPALS INCOME TRUST, SERIES 647	45-5347412	45824H556	45824H549				IMIT647	2/10/2018	3.24000	0.44032
INSURED MUNICIPALS INCOME TRUST, SERIES 647	45-5347412	45824H556	45824H549				IMIT647	3/10/2018	3.24000	0.44032
INSURED MUNICIPALS INCOME TRUST, SERIES 647	45-5347412	45824H556	45824H549				IMIT647	4/10/2018	3.24000	0.44032
INSURED MUNICIPALS INCOME TRUST, SERIES 647	45-5347412	45824H556	45824H549				IMIT647	5/10/2018	3.24000	0.44032
INSURED MUNICIPALS INCOME TRUST, SERIES 647	45-5347412	45824H556	45824H549				IMIT647	6/10/2018	3.23000	0.43896
INSURED MUNICIPALS INCOME TRUST, SERIES 647	45-5347412	45824H556	45824H549				IMIT647	6/10/2018	13.12000	13.12000
INSURED MUNICIPALS INCOME TRUST, SERIES 647	45-5347412	45824H556	45824H549				IMIT647	7/10/2018	3.16000	0.42944
INSURED MUNICIPALS INCOME TRUST, SERIES 647	45-5347412	45824H556	45824H549				IMIT647	7/10/2018	8.22000	8.22000
INSURED MUNICIPALS INCOME TRUST, SERIES 647	45-5347412	45824H556	45824H549				IMIT647	8/10/2018	3.04000	0.41314
INSURED MUNICIPALS INCOME TRUST, SERIES 647	45-5347412	45824H556	45824H549				IMIT647	8/10/2018	25.15000	25.15000
INSURED MUNICIPALS INCOME TRUST, SERIES 647	45-5347412	45824H556	45824H549				IMIT647	9/10/2018	2.86000	0.38867
INSURED MUNICIPALS INCOME TRUST, SERIES 647	45-5347412	45824H556	45824H549				IMIT647	9/10/2018	48.31000	48.31000
INSURED MUNICIPALS INCOME TRUST, SERIES 647	45-5347412	45824H556	45824H549				IMIT647	10/10/2018	2.82000	0.38324
INSURED MUNICIPALS INCOME TRUST, SERIES 647	45-5347412	45824H556	45824H549				IMIT647	11/10/2018	2.83000	0.38460
INSURED MUNICIPALS INCOME TRUST, SERIES 647	45-5347412	45824H556	45824H549				IMIT647	12/10/2018	2.82000	0.38324
INSURED MUNICIPALS INCOME TRUST, SERIES 648	45-5456261	45824H572	45824H564				IMIT648	1/10/2018	3.22000	0.42987
INSURED MUNICIPALS INCOME TRUST, SERIES 648	45-5456261	45824H572	45824H564				IMIT648	1/10/2018	52.13000	52.13000
INSURED MUNICIPALS INCOME TRUST, SERIES 648	45-5456261	45824H572	45824H564				IMIT648	2/10/2018	3.08000	0.41118
INSURED MUNICIPALS INCOME TRUST, SERIES 648	45-5456261	45824H572	45824H564				IMIT648	3/10/2018	3.09000	0.41252
INSURED MUNICIPALS INCOME TRUST, SERIES 648	45-5456261	45824H572	45824H564				IMIT648	4/10/2018	3.09000	0.41252
INSURED MUNICIPALS INCOME TRUST, SERIES 648	45-5456261	45824H572	45824H564				IMIT648	5/10/2018	3.06000	0.40851

Issuer's Name	EIN	CUSIP 1	CUSIP 2	CUSIP 3	CUSIP 4	CUSIP 5	Ticker Symbol	Date of Corporate Action	Distribution Per Unit	Per Unit Reduction of Taxpayer's Basis
INSURED MUNICIPALS INCOME TRUST, SERIES 648	45-5456261	45824H572	45824H564				IMIT648	5/10/2018	30.97000	30.97000
INSURED MUNICIPALS INCOME TRUST, SERIES 648	45-5456261	45824H572	45824H564				IMIT648	6/10/2018	2.93000	0.39116
INSURED MUNICIPALS INCOME TRUST, SERIES 648	45-5456261	45824H572	45824H564				IMIT648	6/10/2018	15.35000	15.35000
INSURED MUNICIPALS INCOME TRUST, SERIES 648	45-5456261	45824H572	45824H564				IMIT648	7/10/2018	2.87000	0.38315
INSURED MUNICIPALS INCOME TRUST, SERIES 648	45-5456261	45824H572	45824H564				IMIT648	8/10/2018	2.87000	0.38315
INSURED MUNICIPALS INCOME TRUST, SERIES 648	45-5456261	45824H572	45824H564				IMIT648	9/10/2018	2.86000	0.38181
INSURED MUNICIPALS INCOME TRUST, SERIES 648	45-5456261	45824H572	45824H564				IMIT648	10/10/2018	2.86000	0.38181
INSURED MUNICIPALS INCOME TRUST, SERIES 648	45-5456261	45824H572	45824H564				IMIT648	11/10/2018	2.86000	0.38181
INSURED MUNICIPALS INCOME TRUST, SERIES 648	45-5456261	45824H572	45824H564				IMIT648	12/10/2018	2.85000	0.38048
INSURED MUNICIPALS INCOME TRUST, SERIES 649	45-5584757	45824H598	45824H580				IMIT649	1/10/2018	3.25000	0.33280
INSURED MUNICIPALS INCOME TRUST, SERIES 649	45-5584757	45824H598	45824H580				IMIT649	1/10/2018	69.58000	69.58000
INSURED MUNICIPALS INCOME TRUST, SERIES 649	45-5584757	45824H598	45824H580				IMIT649	2/10/2018	3.04000	0.31130
INSURED MUNICIPALS INCOME TRUST, SERIES 649	45-5584757	45824H598	45824H580				IMIT649	3/10/2018	3.06000	0.31334
INSURED MUNICIPALS INCOME TRUST, SERIES 649	45-5584757	45824H598	45824H580				IMIT649	4/10/2018	3.04000	0.31130
INSURED MUNICIPALS INCOME TRUST, SERIES 649	45-5584757	45824H598	45824H580				IMIT649	5/10/2018	3.02000	0.30925
INSURED MUNICIPALS INCOME TRUST, SERIES 649	45-5584757	45824H598	45824H580				IMIT649	5/10/2018	22.11000	22.11000
INSURED MUNICIPALS INCOME TRUST, SERIES 649	45-5584757	45824H598	45824H580				IMIT649	6/10/2018	2.95000	0.30208
INSURED MUNICIPALS INCOME TRUST, SERIES 649	45-5584757	45824H598	45824H580				IMIT649	7/10/2018	2.94000	0.30106
INSURED MUNICIPALS INCOME TRUST, SERIES 649	45-5584757	45824H598	45824H580				IMIT649	8/10/2018	2.94000	0.30106
INSURED MUNICIPALS INCOME TRUST, SERIES 649	45-5584757	45824H598	45824H580				IMIT649	9/10/2018	2.93000	0.30003
INSURED MUNICIPALS INCOME TRUST, SERIES 649	45-5584757	45824H598	45824H580				IMIT649	10/10/2018	2.94000	0.30106
INSURED MUNICIPALS INCOME TRUST, SERIES 649	45-5584757	45824H598	45824H580				IMIT649	11/10/2018	2.90000	0.29696
INSURED MUNICIPALS INCOME TRUST, SERIES 649	45-5584757	45824H598	45824H580				IMIT649	12/10/2018	2.91000	0.29798
INSURED MUNICIPALS INCOME TRUST, SERIES 650	35-2449269	45824H614	45824H606				IMIT650	1/10/2018	3.24000	0.64962
INSURED MUNICIPALS INCOME TRUST, SERIES 650	35-2449269	45824H614	45824H606				IMIT650	2/10/2018	3.24000	0.64962
INSURED MUNICIPALS INCOME TRUST, SERIES 650	35-2449269	45824H614	45824H606				IMIT650	3/10/2018	3.23000	0.64762
INSURED MUNICIPALS INCOME TRUST, SERIES 650	35-2449269	45824H614	45824H606				IMIT650	4/10/2018	3.23000	0.64762
INSURED MUNICIPALS INCOME TRUST, SERIES 650	35-2449269	45824H614	45824H606				IMIT650	5/10/2018	3.23000	0.64762
INSURED MUNICIPALS INCOME TRUST, SERIES 650	35-2449269	45824H614	45824H606				IMIT650	6/10/2018	3.23000	0.64762
INSURED MUNICIPALS INCOME TRUST, SERIES 650	35-2449269	45824H614	45824H606				IMIT650	7/10/2018	3.23000	0.64762
INSURED MUNICIPALS INCOME TRUST, SERIES 650	35-2449269	45824H614	45824H606				IMIT650	8/10/2018	3.23000	0.64762
INSURED MUNICIPALS INCOME TRUST, SERIES 650	35-2449269	45824H614	45824H606				IMIT650	9/10/2018	3.22000	0.64561
INSURED MUNICIPALS INCOME TRUST, SERIES 650	35-2449269	45824H614	45824H606				IMIT650	10/10/2018	3.22000	0.64561
INSURED MUNICIPALS INCOME TRUST, SERIES 650	35-2449269	45824H614	45824H606				IMIT650	10/10/2018	6.39000	6.39000
INSURED MUNICIPALS INCOME TRUST, SERIES 650	35-2449269	45824H614	45824H606				IMIT650	11/10/2018	3.20000	0.64160
INSURED MUNICIPALS INCOME TRUST, SERIES 650	35-2449269	45824H614	45824H606				IMIT650	12/10/2018	3.20000	0.64160
INSURED MUNICIPALS INCOME TRUST, SERIES 651	35-2449293	45824H630	45824H622				IMIT651	1/10/2018	3.24000	0.71928
INSURED MUNICIPALS INCOME TRUST, SERIES 651	35-2449293	45824H630	45824H622				IMIT651	1/10/2018	5.00000	5.00000
INSURED MUNICIPALS INCOME TRUST, SERIES 651	35-2449293	45824H630	45824H622				IMIT651	2/10/2018	3.21000	0.71262
INSURED MUNICIPALS INCOME TRUST, SERIES 651	35-2449293	45824H630	45824H622				IMIT651	3/10/2018	3.22000	0.71484
INSURED MUNICIPALS INCOME TRUST, SERIES 651	35-2449293	45824H630	45824H622				IMIT651	4/10/2018	3.21000	0.71262
INSURED MUNICIPALS INCOME TRUST, SERIES 651	35-2449293	45824H630	45824H622				IMIT651	5/10/2018	3.20000	0.71040
INSURED MUNICIPALS INCOME TRUST, SERIES 651	35-2449293	45824H630	45824H622				IMIT651	5/10/2018	10.39000	10.39000
INSURED MUNICIPALS INCOME TRUST, SERIES 651	35-2449293	45824H630	45824H622				IMIT651	6/10/2018	3.18000	0.70596
INSURED MUNICIPALS INCOME TRUST, SERIES 651	35-2449293	45824H630	45824H622				IMIT651	7/10/2018	3.18000	0.70596
INSURED MUNICIPALS INCOME TRUST, SERIES 651	35-2449293	45824H630	45824H622				IMIT651	8/10/2018	3.09000	0.68598
INSURED MUNICIPALS INCOME TRUST, SERIES 651	35-2449293	45824H630	45824H622				IMIT651	8/10/2018	20.53000	20.53000
INSURED MUNICIPALS INCOME TRUST, SERIES 651	35-2449293	45824H630	45824H622				IMIT651	9/10/2018	2.92000	0.64824
INSURED MUNICIPALS INCOME TRUST, SERIES 651	35-2449293	45824H630	45824H622				IMIT651	9/10/2018	44.11000	44.11000
INSURED MUNICIPALS INCOME TRUST, SERIES 651	35-2449293	45824H630	45824H622				IMIT651	10/10/2018	2.89000	0.64158
INSURED MUNICIPALS INCOME TRUST, SERIES 651	35-2449293	45824H630	45824H622				IMIT651	11/10/2018	2.90000	0.64380
INSURED MUNICIPALS INCOME TRUST, SERIES 651	35-2449293	45824H630	45824H622				IMIT651	12/10/2018	2.89000	0.64158
INSURED MUNICIPALS INCOME TRUST, SERIES 652	35-2451330	45824H655	45824H648				IMIT652	1/10/2018	3.09000	0.56176
INSURED MUNICIPALS INCOME TRUST, SERIES 652	35-2451330	45824H655	45824H648				IMIT652	2/10/2018	2.97000	0.53995
INSURED MUNICIPALS INCOME TRUST, SERIES 652	35-2451330	45824H655	45824H648				IMIT652	2/10/2018	44.72000	44.72000
INSURED MUNICIPALS INCOME TRUST, SERIES 652	35-2451330	45824H655	45824H648				IMIT652	3/10/2018	2.95000	0.53631
INSURED MUNICIPALS INCOME TRUST, SERIES 652	35-2451330	45824H655	45824H648				IMIT652	4/10/2018	2.95000	0.53631
INSURED MUNICIPALS INCOME TRUST, SERIES 652	35-2451330	45824H655	45824H648				IMIT652	5/10/2018	2.92000	0.53086
INSURED MUNICIPALS INCOME TRUST, SERIES 652	35-2451330	45824H655	45824H648				IMIT652	5/10/2018	15.70000	15.70000
INSURED MUNICIPALS INCOME TRUST, SERIES 652	35-2451330	45824H655	45824H648				IMIT652	6/10/2018	2.88000	0.52358
INSURED MUNICIPALS INCOME TRUST, SERIES 652	35-2451330	45824H655	45824H648				IMIT652	7/10/2018	2.89000	0.52540
INSURED MUNICIPALS INCOME TRUST, SERIES 652	35-2451330	45824H655	45824H648				IMIT652	8/10/2018	2.86000	0.51995
INSURED MUNICIPALS INCOME TRUST, SERIES 652	35-2451330	45824H655	45824H648				IMIT652	9/10/2018	2.86000	0.51995

Issuer's Name	EIN	CUSIP 1	CUSIP 2	CUSIP 3	CUSIP 4	CUSIP 5	Ticker Symbol	Date of Corporate Action	Distribution Per Unit	Per Unit Reduction of Taxpayer's Basis
INSURED MUNICIPALS INCOME TRUST, SERIES 652	35-2451330	45824H655	45824H648				IMIT652	10/10/2018	2.86000	0.51995
INSURED MUNICIPALS INCOME TRUST, SERIES 652	35-2451330	45824H655	45824H648				IMIT652	11/10/2018	2.86000	0.51995
INSURED MUNICIPALS INCOME TRUST, SERIES 652	35-2451330	45824H655	45824H648				IMIT652	12/10/2018	2.87000	0.52177
INSURED MUNICIPALS INCOME TRUST, SERIES 653	35-2453336	45824H671	45824H663				IMIT653	1/10/2018	3.14000	0.56960
INSURED MUNICIPALS INCOME TRUST, SERIES 653	35-2453336	45824H671	45824H663				IMIT653	2/10/2018	3.14000	0.56960
INSURED MUNICIPALS INCOME TRUST, SERIES 653	35-2453336	45824H671	45824H663				IMIT653	3/10/2018	3.15000	0.57141
INSURED MUNICIPALS INCOME TRUST, SERIES 653	35-2453336	45824H671	45824H663				IMIT653	4/10/2018	3.14000	0.56960
INSURED MUNICIPALS INCOME TRUST, SERIES 653	35-2453336	45824H671	45824H663				IMIT653	5/10/2018	3.08000	0.55871
INSURED MUNICIPALS INCOME TRUST, SERIES 653	35-2453336	45824H671	45824H663				IMIT653	5/10/2018	55.42000	55.42000
INSURED MUNICIPALS INCOME TRUST, SERIES 653	35-2453336	45824H671	45824H663				IMIT653	6/10/2018	2.92000	0.52969
INSURED MUNICIPALS INCOME TRUST, SERIES 653	35-2453336	45824H671	45824H663				IMIT653	7/10/2018	2.91000	0.52787
INSURED MUNICIPALS INCOME TRUST, SERIES 653	35-2453336	45824H671	45824H663				IMIT653	8/10/2018	2.90000	0.52606
INSURED MUNICIPALS INCOME TRUST, SERIES 653	35-2453336	45824H671	45824H663				IMIT653	9/10/2018	2.83000	0.51336
INSURED MUNICIPALS INCOME TRUST, SERIES 653	35-2453336	45824H671	45824H663				IMIT653	9/10/2018	20.56000	20.56000
INSURED MUNICIPALS INCOME TRUST, SERIES 653	35-2453336	45824H671	45824H663				IMIT653	10/10/2018	2.81000	0.50973
INSURED MUNICIPALS INCOME TRUST, SERIES 653	35-2453336	45824H671	45824H663				IMIT653	11/10/2018	2.81000	0.50973
INSURED MUNICIPALS INCOME TRUST, SERIES 653	35-2453336	45824H671	45824H663				IMIT653	12/10/2018	2.82000	0.51155
INSURED MUNICIPALS INCOME TRUST, SERIES 654	35-2453366	45824H697	45824H689				IMIT654	1/10/2018	3.07000	0.48813
INSURED MUNICIPALS INCOME TRUST, SERIES 654	35-2453366	45824H697	45824H689				IMIT654	1/10/2018	45.04000	45.04000
INSURED MUNICIPALS INCOME TRUST, SERIES 654	35-2453366	45824H697	45824H689				IMIT654	2/10/2018	2.95000	0.46905
INSURED MUNICIPALS INCOME TRUST, SERIES 654	35-2453366	45824H697	45824H689				IMIT654	3/10/2018	2.96000	0.47064
INSURED MUNICIPALS INCOME TRUST, SERIES 654	35-2453366	45824H697	45824H689				IMIT654	4/10/2018	2.95000	0.46905
INSURED MUNICIPALS INCOME TRUST, SERIES 654	35-2453366	45824H697	45824H689				IMIT654	5/10/2018	2.89000	0.45951
INSURED MUNICIPALS INCOME TRUST, SERIES 654	35-2453366	45824H697	45824H689				IMIT654	5/10/2018	49.94000	49.94000
INSURED MUNICIPALS INCOME TRUST, SERIES 654	35-2453366	45824H697	45824H689				IMIT654	6/10/2018	2.75000	0.43725
INSURED MUNICIPALS INCOME TRUST, SERIES 654	35-2453366	45824H697	45824H689				IMIT654	7/10/2018	2.75000	0.43725
INSURED MUNICIPALS INCOME TRUST, SERIES 654	35-2453366	45824H697	45824H689				IMIT654	8/10/2018	2.74000	0.43566
INSURED MUNICIPALS INCOME TRUST, SERIES 654	35-2453366	45824H697	45824H689				IMIT654	9/10/2018	2.73000	0.43407
INSURED MUNICIPALS INCOME TRUST, SERIES 654	35-2453366	45824H697	45824H689				IMIT654	9/10/2018	8.04000	8.04000
INSURED MUNICIPALS INCOME TRUST, SERIES 654	35-2453366	45824H697	45824H689				IMIT654	10/10/2018	2.71000	0.43089
INSURED MUNICIPALS INCOME TRUST, SERIES 654	35-2453366	45824H697	45824H689				IMIT654	11/10/2018	2.72000	0.43248
INSURED MUNICIPALS INCOME TRUST, SERIES 654	35-2453366	45824H697	45824H689				IMIT654	12/10/2018	2.72000	0.43248
INSURED MUNICIPALS INCOME TRUST, SERIES 655	35-2453421	45824H713	45824H705				IMIT655	1/10/2018	3.10000	0.48949
INSURED MUNICIPALS INCOME TRUST, SERIES 655	35-2453421	45824H713	45824H705				IMIT655	1/10/2018	6.01000	6.01000
INSURED MUNICIPALS INCOME TRUST, SERIES 655	35-2453421	45824H713	45824H705				IMIT655	2/10/2018	3.07000	0.48475
INSURED MUNICIPALS INCOME TRUST, SERIES 655	35-2453421	45824H713	45824H705				IMIT655	3/10/2018	2.90000	0.45791
INSURED MUNICIPALS INCOME TRUST, SERIES 655	35-2453421	45824H713	45824H705				IMIT655	3/10/2018	47.31000	47.31000
INSURED MUNICIPALS INCOME TRUST, SERIES 655	35-2453421	45824H713	45824H705				IMIT655	4/10/2018	2.87000	0.45317
INSURED MUNICIPALS INCOME TRUST, SERIES 655	35-2453421	45824H713	45824H705				IMIT655	5/10/2018	2.87000	0.45317
INSURED MUNICIPALS INCOME TRUST, SERIES 655	35-2453421	45824H713	45824H705				IMIT655	5/10/2018	5.11000	5.11000
INSURED MUNICIPALS INCOME TRUST, SERIES 655	35-2453421	45824H713	45824H705				IMIT655	6/10/2018	2.85000	0.45002
INSURED MUNICIPALS INCOME TRUST, SERIES 655	35-2453421	45824H713	45824H705				IMIT655	7/10/2018	2.84000	0.44844
INSURED MUNICIPALS INCOME TRUST, SERIES 655	35-2453421	45824H713	45824H705				IMIT655	8/10/2018	2.84000	0.44844
INSURED MUNICIPALS INCOME TRUST, SERIES 655	35-2453421	45824H713	45824H705				IMIT655	8/10/2018	5.28000	5.28000
INSURED MUNICIPALS INCOME TRUST, SERIES 655	35-2453421	45824H713	45824H705				IMIT655	9/10/2018	2.82000	0.44528
INSURED MUNICIPALS INCOME TRUST, SERIES 655	35-2453421	45824H713	45824H705				IMIT655	10/10/2018	2.82000	0.44528
INSURED MUNICIPALS INCOME TRUST, SERIES 655	35-2453421	45824H713	45824H705				IMIT655	11/10/2018	2.80000	0.44212
INSURED MUNICIPALS INCOME TRUST, SERIES 655	35-2453421	45824H713	45824H705				IMIT655	12/10/2018	2.80000	0.44212
INSURED MUNICIPALS INCOME TRUST, SERIES 656	35-2456817	45824H739	45824H721				IMIT656	1/10/2018	3.13000	0.68265
INSURED MUNICIPALS INCOME TRUST, SERIES 656	35-2456817	45824H739	45824H721				IMIT656	2/10/2018	3.13000	0.68265
INSURED MUNICIPALS INCOME TRUST, SERIES 656	35-2456817	45824H739	45824H721				IMIT656	3/10/2018	3.17000	0.69138
INSURED MUNICIPALS INCOME TRUST, SERIES 656	35-2456817	45824H739	45824H721				IMIT656	4/10/2018	3.10000	0.67611
INSURED MUNICIPALS INCOME TRUST, SERIES 656	35-2456817	45824H739	45824H721				IMIT656	5/10/2018	3.04000	0.66302
INSURED MUNICIPALS INCOME TRUST, SERIES 656	35-2456817	45824H739	45824H721				IMIT656	5/10/2018	41.91000	41.91000
INSURED MUNICIPALS INCOME TRUST, SERIES 656	35-2456817	45824H739	45824H721				IMIT656	6/10/2018	2.94000	0.64121
INSURED MUNICIPALS INCOME TRUST, SERIES 656	35-2456817	45824H739	45824H721				IMIT656	7/10/2018	2.94000	0.64121
INSURED MUNICIPALS INCOME TRUST, SERIES 656	35-2456817	45824H739	45824H721				IMIT656	8/10/2018	2.91000	0.63467
INSURED MUNICIPALS INCOME TRUST, SERIES 656	35-2456817	45824H739	45824H721				IMIT656	9/10/2018	2.90000	0.63249
INSURED MUNICIPALS INCOME TRUST, SERIES 656	35-2456817	45824H739	45824H721				IMIT656	10/10/2018	2.91000	0.63467
INSURED MUNICIPALS INCOME TRUST, SERIES 656	35-2456817	45824H739	45824H721				IMIT656	11/10/2018	2.91000	0.63467
INSURED MUNICIPALS INCOME TRUST, SERIES 656	35-2456817	45824H739	45824H721				IMIT656	12/10/2018	2.88000	0.62813
INSURED MUNICIPALS INCOME TRUST, SERIES 656	35-2456817	45824H739	45824H721				IMIT656	12/10/2018	10.30000	10.30000

Issuer's Name	EIN	CUSIP 1	CUSIP 2	CUSIP 3	CUSIP 4	CUSIP 5	Ticker Symbol	Date of Corporate Action	Distribution Per Unit	Per Unit Reduction of Taxpayer's Basis
Insured Municipals Income Trust, Series 696	35-2600465	45825E834	45825E826				IMIT696	12/10/2018	3.15000	0.74687
Insured Municipals Income Trust, Series 697	35-2606588	45825E859	45825E842				IMIT697	1/10/2018	3.19000	0.68043
Insured Municipals Income Trust, Series 697	35-2606588	45825E859	45825E842				IMIT697	2/10/2018	3.19000	0.68043
Insured Municipals Income Trust, Series 697	35-2606588	45825E859	45825E842				IMIT697	3/10/2018	3.19000	0.68043
Insured Municipals Income Trust, Series 697	35-2606588	45825E859	45825E842				IMIT697	4/10/2018	3.19000	0.68043
Insured Municipals Income Trust, Series 697	35-2606588	45825E859	45825E842				IMIT697	5/10/2018	3.19000	0.68043
Insured Municipals Income Trust, Series 697	35-2606588	45825E859	45825E842				IMIT697	6/10/2018	3.19000	0.68043
Insured Municipals Income Trust, Series 697	35-2606588	45825E859	45825E842				IMIT697	7/10/2018	3.20000	0.68256
Insured Municipals Income Trust, Series 697	35-2606588	45825E859	45825E842				IMIT697	8/10/2018	3.18000	0.67829
Insured Municipals Income Trust, Series 697	35-2606588	45825E859	45825E842				IMIT697	9/10/2018	3.20000	0.68256
Insured Municipals Income Trust, Series 697	35-2606588	45825E859	45825E842				IMIT697	10/10/2018	3.17000	0.67616
Insured Municipals Income Trust, Series 697	35-2606588	45825E859	45825E842				IMIT697	11/10/2018	3.18000	0.67829
Insured Municipals Income Trust, Series 697	35-2606588	45825E859	45825E842				IMIT697	12/10/2018	3.18000	0.67829
Insured Municipals Income Trust, Series 698	35-7195282	45826V116	45826V108				IMIT698	3/10/2018	4.15000	2.31446
Insured Municipals Income Trust, Series 698	35-7195282	45826V116	45826V108				IMIT698	4/10/2018	3.11000	1.73445
Insured Municipals Income Trust, Series 698	35-7195282	45826V116	45826V108				IMIT698	5/10/2018	3.12000	1.74002
Insured Municipals Income Trust, Series 698	35-7195282	45826V116	45826V108				IMIT698	6/10/2018	3.11000	1.73445
Insured Municipals Income Trust, Series 698	35-7195282	45826V116	45826V108				IMIT698	7/10/2018	3.11000	1.73445
Insured Municipals Income Trust, Series 698	35-7195282	45826V116	45826V108				IMIT698	8/10/2018	3.12000	1.74002
Insured Municipals Income Trust, Series 698	35-7195282	45826V116	45826V108				IMIT698	9/10/2018	3.11000	1.73445
Insured Municipals Income Trust, Series 698	35-7195282	45826V116	45826V108				IMIT698	10/10/2018	3.17000	1.76791
Insured Municipals Income Trust, Series 698	35-7195282	45826V116	45826V108				IMIT698	11/10/2018	3.11000	1.73445
Insured Municipals Income Trust, Series 698	35-7195282	45826V116	45826V108				IMIT698	12/10/2018	3.12000	1.74002
Insured Municipals Income Trust, Series 699	35-2618922	45826V132	45826V124				IMIT699	4/10/2018	2.07000	1.08592
Insured Municipals Income Trust, Series 699	35-2618922	45826V132	45826V124				IMIT699	5/10/2018	3.10000	1.62626
Insured Municipals Income Trust, Series 699	35-2618922	45826V132	45826V124				IMIT699	6/10/2018	3.11000	1.63151
Insured Municipals Income Trust, Series 699	35-2618922	45826V132	45826V124				IMIT699	7/10/2018	3.10000	1.62626
Insured Municipals Income Trust, Series 699	35-2618922	45826V132	45826V124				IMIT699	8/10/2018	3.11000	1.63151
Insured Municipals Income Trust, Series 699	35-2618922	45826V132	45826V124				IMIT699	9/10/2018	3.10000	1.62626
Insured Municipals Income Trust, Series 699	35-2618922	45826V132	45826V124				IMIT699	10/10/2018	3.11000	1.63151
Insured Municipals Income Trust, Series 699	35-2618922	45826V132	45826V124				IMIT699	11/10/2018	3.10000	1.62626
Insured Municipals Income Trust, Series 699	35-2618922	45826V132	45826V124				IMIT699	12/10/2018	3.11000	1.63151
Insured Municipals Income Trust, Series 700	35-2627529	45826V157	45826V140				IMIT700	6/10/2018	2.18000	1.28380
Insured Municipals Income Trust, Series 700	35-2627529	45826V157	45826V140				IMIT700	7/10/2018	2.98000	1.75492
Insured Municipals Income Trust, Series 700	35-2627529	45826V157	45826V140				IMIT700	8/10/2018	2.99000	1.76081
Insured Municipals Income Trust, Series 700	35-2627529	45826V157	45826V140				IMIT700	9/10/2018	2.98000	1.75492
Insured Municipals Income Trust, Series 700	35-2627529	45826V157	45826V140				IMIT700	10/10/2018	2.98000	1.75492
Insured Municipals Income Trust, Series 700	35-2627529	45826V157	45826V140				IMIT700	11/10/2018	2.98000	1.75492
Insured Municipals Income Trust, Series 700	35-2627529	45826V157	45826V140				IMIT700	12/10/2018	2.98000	1.75492
Insured Municipals Income Trust, Series 701	35-2630920	45826V173	45826V165				IMIT701	8/10/2018	1.76000	1.30539
Insured Municipals Income Trust, Series 701	35-2630920	45826V173	45826V165				IMIT701	9/10/2018	3.11000	2.30669
Insured Municipals Income Trust, Series 701	35-2630920	45826V173	45826V165				IMIT701	10/10/2018	3.11000	2.30669
Insured Municipals Income Trust, Series 701	35-2630920	45826V173	45826V165				IMIT701	11/10/2018	3.11000	2.30669
Insured Municipals Income Trust, Series 701	35-2630920	45826V173	45826V165				IMIT701	12/10/2018	3.12000	2.31410
Insured Municipals Income Trust, Series 702	35-2636338	45826V199	45826V181				IMIT702	10/10/2018	3.65000	2.69115
Insured Municipals Income Trust, Series 702	35-2636338	45826V199	45826V181				IMIT702	11/10/2018	3.04000	2.24139
Insured Municipals Income Trust, Series 702	35-2636338	45826V199	45826V181				IMIT702	12/10/2018	3.05000	2.24877
Insured Municipals Income Trust, Series 703	35-2642514	45826V215	45826V207				IMIT703	11/10/2018	1.46000	1.36963
Insured Municipals Income Trust, Series 703	35-2642514	45826V215	45826V207				IMIT703	12/10/2018	3.15000	2.95502
INSURED MUNICIPALS INCOME TRUST, SERIES 550	32-0259599	45890D117	45890D109				IMIT550	1/10/2018	211.42000	201.46212
INSURED MUNICIPALS INCOME TRUST, SERIES 550	32-0259599	45890D117	45890D109				IMIT550	4/10/2018	55.08000	52.48573
INSURED MUNICIPALS INCOME TRUST, SERIES 550	32-0259599	45890D117	45890D109				IMIT550	7/10/2018	143.55000	136.78880
INSURED MUNICIPALS INCOME TRUST, SERIES 550	32-0259599	45890D117	45890D109				IMIT550	8/10/2018	38.84000	37.01064
INSURED MUNICIPALS INCOME TRUST, SERIES 551	32-0259606	45890D133	45890D125				IMIT551	1/10/2018	209.64000	195.5219
INSURED MUNICIPALS INCOME TRUST, SERIES 551	32-0259606	45890D133	45890D125				IMIT551	5/10/2018	27.44000	25.59603
INSURED MUNICIPALS INCOME TRUST, SERIES 551	32-0259606	45890D133	45890D125				IMIT551	6/10/2018	62.50000	58.30000
INSURED MUNICIPALS INCOME TRUST, SERIES 551	32-0259606	45890D133	45890D125				IMIT551	7/10/2018	83.44000	77.83283
INSURED MUNICIPALS INCOME TRUST, SERIES 551	32-0259606	45890D133	45890D125				IMIT551	8/10/2018	33.37000	31.12754

Issuer's Name	EIN	CUSIP 1	CUSIP 2	CUSIP 3	CUSIP 4	CUSIP 5	Ticker Symbol	Date of Corporate Action	Distribution Per Unit	Per Unit Reduction of Taxpayer's Basis
INSURED MUNICIPALS INCOME TRUST, SERIES 551	32-0259606	45890D133	45890D125				IMIT551	11/10/2018	60.29000	56.23851
INSURED MUNICIPALS INCOME TRUST, SERIES 552	32-0259625	45890D158	45890D141				IMIT552	1/10/2018	116.45000	106.33050
INSURED MUNICIPALS INCOME TRUST, SERIES 552	32-0259625	45890D158	45890D141				IMIT552	3/10/2018	133.02000	121.46056
INSURED MUNICIPALS INCOME TRUST, SERIES 552	32-0259625	45890D158	45890D141				IMIT552	6/10/2018	109.04000	99.56442
INSURED MUNICIPALS INCOME TRUST, SERIES 552	32-0259625	45890D158	45890D141				IMIT552	7/10/2018	65.83000	60.10937
INSURED MUNICIPALS INCOME TRUST, SERIES 552	32-0259625	45890D158	45890D141				IMIT552	8/10/2018	20.68000	18.88291
INSURED MUNICIPALS INCOME TRUST, SERIES 552	32-0259625	45890D158	45890D141				IMIT552	9/10/2018	64.60000	58.98626
INSURED MUNICIPALS INCOME TRUST, SERIES 552	32-0259625	45890D158	45890D141				IMIT552	12/10/2018	4.94000	4.51071
INSURED MUNICIPALS INCOME TRUST, SERIES 553	32-0259636	45890D174	45890D166				IMIT553	1/10/2018	115.09000	107.91989
INSURED MUNICIPALS INCOME TRUST, SERIES 553	32-0259636	45890D174	45890D166				IMIT553	5/10/2018	19.85000	18.61335
INSURED MUNICIPALS INCOME TRUST, SERIES 553	32-0259636	45890D174	45890D166				IMIT553	6/10/2018	245.86000	230.54292
INSURED MUNICIPALS INCOME TRUST, SERIES 553	32-0259636	45890D174	45890D166				IMIT553	8/10/2018	20.66000	19.37288
INSURED MUNICIPALS INCOME TRUST, SERIES 553	32-0259636	45890D174	45890D166				IMIT553	9/10/2018	196.25000	184.02363
INSURED MUNICIPALS INCOME TRUST, SERIES 554	32-0259648	45890D190	45890D182				IMIT554	1/10/2018	213.00000	197.96220
INSURED MUNICIPALS INCOME TRUST, SERIES 554	32-0259648	45890D190	45890D182				IMIT554	2/10/2018	26.87000	24.97298
INSURED MUNICIPALS INCOME TRUST, SERIES 554	32-0259648	45890D190	45890D182				IMIT554	6/10/2018	28.14000	26.15332
INSURED MUNICIPALS INCOME TRUST, SERIES 554	32-0259648	45890D190	45890D182				IMIT554	7/10/2018	82.36000	76.54538
INSURED MUNICIPALS INCOME TRUST, SERIES 554	32-0259648	45890D190	45890D182				IMIT554	9/10/2018	173.42000	161.17655
INSURED MUNICIPALS INCOME TRUST, SERIES 555	32-0270398	45890D216	45890D208				IMIT555	1/10/2018	190.97000	182.87287
INSURED MUNICIPALS INCOME TRUST, SERIES 555	32-0270398	45890D216	45890D208				IMIT555	4/10/2018	74.46000	71.30290
INSURED MUNICIPALS INCOME TRUST, SERIES 555	32-0270398	45890D216	45890D208				IMIT555	5/10/2018	177.40000	169.87824
INSURED MUNICIPALS INCOME TRUST, SERIES 555	32-0270398	45890D216	45890D208				IMIT555	6/10/2018	52.26000	50.04418
INSURED MUNICIPALS INCOME TRUST, SERIES 555	32-0270398	45890D216	45890D208				IMIT555	7/10/2018	51.71000	49.51750
INSURED MUNICIPALS INCOME TRUST, SERIES 555	32-0270398	45890D216	45890D208				IMIT555	12/10/2018	156.03000	149.41433
INSURED MUNICIPALS INCOME TRUST, SERIES 556	32-0270408	45890D232	45890D224				IMIT556	1/10/2018	106.95000	97.02504
INSURED MUNICIPALS INCOME TRUST, SERIES 556	32-0270408	45890D232	45890D224				IMIT556	2/10/2018	83.30000	75.56976
INSURED MUNICIPALS INCOME TRUST, SERIES 556	32-0270408	45890D232	45890D224				IMIT556	4/10/2018	79.07000	71.73230
INSURED MUNICIPALS INCOME TRUST, SERIES 556	32-0270408	45890D232	45890D224				IMIT556	6/10/2018	198.87000	180.41486
INSURED MUNICIPALS INCOME TRUST, SERIES 556	32-0270408	45890D232	45890D224				IMIT556	8/10/2018	56.10000	50.89392
INSURED MUNICIPALS INCOME TRUST, SERIES 556	32-0270408	45890D232	45890D224				IMIT556	9/10/2018	89.63000	81.31234
INSURED MUNICIPALS INCOME TRUST, SERIES 557	32-0270417	45890D257	45890D240				IMIT557	2/10/2018	59.06000	48.30517
INSURED MUNICIPALS INCOME TRUST, SERIES 557	32-0270417	45890D257	45890D240				IMIT557	6/10/2018	125.90000	102.97361
INSURED MUNICIPALS INCOME TRUST, SERIES 557	32-0270417	45890D257	45890D240				IMIT557	9/10/2018	115.72000	94.64739
INSURED MUNICIPALS INCOME TRUST, SERIES 557	32-0270417	45890D257	45890D240				IMIT557	10/10/2018	110.63000	90.48428
INSURED MUNICIPALS INCOME TRUST, SERIES 557	32-0270417	45890D257	45890D240				IMIT557	12/10/2018	98.61000	80.65312
INSURED MUNICIPALS INCOME TRUST, SERIES 558	32-0270441	45890D273	45890D265				IMIT558	2/10/2018	64.42000	53.22380
INSURED MUNICIPALS INCOME TRUST, SERIES 558	32-0270441	45890D273	45890D265				IMIT558	4/10/2018	63.07000	52.10843
INSURED MUNICIPALS INCOME TRUST, SERIES 558	32-0270441	45890D273	45890D265				IMIT558	6/10/2018	96.36000	79.61263
INSURED MUNICIPALS INCOME TRUST, SERIES 558	32-0270441	45890D273	45890D265				IMIT558	7/10/2018	73.58000	60.79180
INSURED MUNICIPALS INCOME TRUST, SERIES 558	32-0270441	45890D273	45890D265				IMIT558	9/10/2018	200.45000	165.61179
INSURED MUNICIPALS INCOME TRUST, SERIES 558	32-0270441	45890D273	45890D265				IMIT558	12/10/2018	66.21000	54.70270
INSURED MUNICIPALS INCOME TRUST, SERIES 559	26-3940820	45890D299	45890D281				IMIT559	1/10/2018	130.73000	116.44121
INSURED MUNICIPALS INCOME TRUST, SERIES 559	26-3940820	45890D299	45890D281				IMIT559	7/10/2018	170.49000	151.85544
INSURED MUNICIPALS INCOME TRUST, SERIES 559	26-3940820	45890D299	45890D281				IMIT559	8/10/2018	122.86000	109.43140
INSURED MUNICIPALS INCOME TRUST, SERIES 559	26-3940820	45890D299	45890D281				IMIT559	9/10/2018	79.96000	71.22037
INSURED MUNICIPALS INCOME TRUST, SERIES 560	26-3990729	45890D315	45890D307				IMIT560	1/10/2018	50.58000	46.72075
INSURED MUNICIPALS INCOME TRUST, SERIES 560	26-3990729	45890D315	45890D307				IMIT560	3/10/2018	33.33000	30.78692
INSURED MUNICIPALS INCOME TRUST, SERIES 560	26-3990729	45890D315	45890D307				IMIT560	5/10/2018	103.37000	95.48287
INSURED MUNICIPALS INCOME TRUST, SERIES 560	26-3990729	45890D315	45890D307				IMIT560	6/10/2018	165.50000	152.87235
INSURED MUNICIPALS INCOME TRUST, SERIES 560	26-3990729	45890D315	45890D307				IMIT560	7/10/2018	200.17000	184.89703
INSURED MUNICIPALS INCOME TRUST, SERIES 560	26-3990729	45890D315	45890D307				IMIT560	8/10/2018	14.73000	13.60610
INSURED MUNICIPALS INCOME TRUST, SERIES 560	26-3990729	45890D315	45890D307				IMIT560	9/10/2018	72.33000	66.81122
INSURED MUNICIPALS INCOME TRUST, SERIES 560	26-3990729	45890D315	45890D307				IMIT560	10/10/2018	17.90000	16.53423
INSURED MUNICIPALS INCOME TRUST, SERIES 561	26-4049680	45890D331	45890D323				IMIT561	4/10/2018	86.95000	82.02863
INSURED MUNICIPALS INCOME TRUST, SERIES 561	26-4049680	45890D331	45890D323				IMIT561	5/10/2018	46.17000	43.55678
INSURED MUNICIPALS INCOME TRUST, SERIES 561	26-4049680	45890D331	45890D323				IMIT561	6/10/2018	98.23000	92.67018
INSURED MUNICIPALS INCOME TRUST, SERIES 561	26-4049680	45890D331	45890D323				IMIT561	8/10/2018	42.62000	40.20771

Issuer's Name	EIN	CUSIP 1	CUSIP 2	CUSIP 3	CUSIP 4	CUSIP 5	Ticker Symbol	Date of Corporate Action	Distribution Per Unit	Per Unit Reduction of Taxpayer's Basis
INSURED MUNICIPALS INCOME TRUST, SERIES 561	26-4049680	45890D331	45890D323				IMIT561	9/10/2018	94.73000	89.36828
INSURED MUNICIPALS INCOME TRUST, SERIES 561	26-4049680	45890D331	45890D323				IMIT561	10/10/2018	69.14000	65.22668
INSURED MUNICIPALS INCOME TRUST, SERIES 561	26-4049680	45890D331	45890D323				IMIT561	12/10/2018	197.47000	186.29320
INSURED MUNICIPALS INCOME TRUST, SERIES 562	26-4138263	45890D356	45890D349				IMIT562	3/10/2018	50.36000	48.20963
INSURED MUNICIPALS INCOME TRUST, SERIES 562	26-4138263	45890D356	45890D349				IMIT562	5/10/2018	62.09000	59.43876
INSURED MUNICIPALS INCOME TRUST, SERIES 562	26-4138263	45890D356	45890D349				IMIT562	6/10/2018	62.37000	59.70680
INSURED MUNICIPALS INCOME TRUST, SERIES 562	26-4138263	45890D356	45890D349				IMIT562	7/10/2018	81.24000	77.77105
INSURED MUNICIPALS INCOME TRUST, SERIES 562	26-4138263	45890D356	45890D349				IMIT562	8/10/2018	167.60000	160.44348
INSURED MUNICIPALS INCOME TRUST, SERIES 562	26-4138263	45890D356	45890D349				IMIT562	10/10/2018	130.28000	124.71704
INSURED MUNICIPALS INCOME TRUST, SERIES 563	26-4201499	45890D372	45890D364				IMIT563	1/10/2018	68.26000	64.80604
INSURED MUNICIPALS INCOME TRUST, SERIES 563	26-4201499	45890D372	45890D364				IMIT563	3/10/2018	34.32000	32.58341
INSURED MUNICIPALS INCOME TRUST, SERIES 563	26-4201499	45890D372	45890D364				IMIT563	5/10/2018	65.01000	61.72049
INSURED MUNICIPALS INCOME TRUST, SERIES 563	26-4201499	45890D372	45890D364				IMIT563	7/10/2018	25.99000	24.67491
INSURED MUNICIPALS INCOME TRUST, SERIES 563	26-4201499	45890D372	45890D364				IMIT563	8/10/2018	237.26000	225.25464
INSURED MUNICIPALS INCOME TRUST, SERIES 563	26-4201499	45890D372	45890D364				IMIT563	10/10/2018	69.48000	65.96431
INSURED MUNICIPALS INCOME TRUST, SERIES 563	26-4201499	45890D372	45890D364				IMIT563	12/10/2018	130.75000	124.13405
INSURED MUNICIPALS INCOME TRUST, SERIES 564	26-4323619	45890D398	45890D380				IMIT564	3/10/2018	21.09000	19.30790
INSURED MUNICIPALS INCOME TRUST, SERIES 564	26-4323619	45890D398	45890D380				IMIT564	5/10/2018	361.76000	331.19128
INSURED MUNICIPALS INCOME TRUST, SERIES 564	26-4323619	45890D398	45890D380				IMIT564	8/10/2018	46.84000	42.88202
INSURED MUNICIPALS INCOME TRUST, SERIES 564	26-4323619	45890D398	45890D380				IMIT564	9/10/2018	59.94000	54.87507
INSURED MUNICIPALS INCOME TRUST, SERIES 564	26-4323619	45890D398	45890D380				IMIT564	12/10/2018	31.65000	28.97558
INSURED MUNICIPALS INCOME TRUST, SERIES 565	26-4448214	45890D414	45890D406				IMIT565	4/10/2018	84.31000	77.53148
INSURED MUNICIPALS INCOME TRUST, SERIES 565	26-4448214	45890D414	45890D406				IMIT565	5/10/2018	119.28000	109.68989
INSURED MUNICIPALS INCOME TRUST, SERIES 565	26-4448214	45890D414	45890D406				IMIT565	7/10/2018	114.10000	104.92636
INSURED MUNICIPALS INCOME TRUST, SERIES 565	26-4448214	45890D414	45890D406				IMIT565	8/10/2018	191.79000	176.37008
INSURED MUNICIPALS INCOME TRUST, SERIES 565	26-4448214	45890D414	45890D406				IMIT565	9/10/2018	268.54000	246.94938
INSURED MUNICIPALS INCOME TRUST, SERIES 565	26-4448214	45890D414	45890D406				IMIT565	12/10/2018	22.11000	20.33236
INSURED MUNICIPALS INCOME TRUST, SERIES 566	26-4519169	45890D430	45890D422				IMIT566	1/10/2018	61.87000	55.20041
INSURED MUNICIPALS INCOME TRUST, SERIES 566	26-4519169	45890D430	45890D422				IMIT566	5/10/2018	113.23000	101.02381
INSURED MUNICIPALS INCOME TRUST, SERIES 566	26-4519169	45890D430	45890D422				IMIT566	7/10/2018	40.60000	36.22332
INSURED MUNICIPALS INCOME TRUST, SERIES 566	26-4519169	45890D430	45890D422				IMIT566	8/10/2018	98.85000	88.19397
INSURED MUNICIPALS INCOME TRUST, SERIES 566	26-4519169	45890D430	45890D422				IMIT566	9/10/2018	137.31000	122.50798
INSURED MUNICIPALS INCOME TRUST, SERIES 566	26-4519169	45890D430	45890D422				IMIT566	10/10/2018	16.71000	14.90866
INSURED MUNICIPALS INCOME TRUST, SERIES 566	26-4519169	45890D430	45890D422				IMIT566	12/10/2018	14.48000	12.91906
INSURED MUNICIPALS INCOME TRUST SERIES 567	26-4589213	45890D455	45890D448				IMIT567	5/10/2018	73.00000	65.35690
INSURED MUNICIPALS INCOME TRUST SERIES 567	26-4589213	45890D455	45890D448				IMIT567	7/10/2018	58.67000	52.52725
INSURED MUNICIPALS INCOME TRUST SERIES 567	26-4589213	45890D455	45890D448				IMIT567	8/10/2018	123.35000	110.43526
INSURED MUNICIPALS INCOME TRUST SERIES 567	26-4589213	45890D455	45890D448				IMIT567	9/10/2018	113.97000	102.03734
INSURED MUNICIPALS INCOME TRUST SERIES 567	26-4589213	45890D455	45890D448				IMIT567	12/10/2018	58.98000	52.80479
INSURED MUNICIPALS INCOME TRUST SERIES 568	26-4718557	45890D471	45890D463				IMIT568	1/10/2018	51.90000	50.05236
INSURED MUNICIPALS INCOME TRUST SERIES 568	26-4718557	45890D471	45890D463				IMIT568	3/10/2018	35.01000	33.76364
INSURED MUNICIPALS INCOME TRUST SERIES 568	26-4718557	45890D471	45890D463				IMIT568	4/10/2018	49.20000	47.44848
INSURED MUNICIPALS INCOME TRUST SERIES 568	26-4718557	45890D471	45890D463				IMIT568	5/10/2018	186.05000	179.42662
INSURED MUNICIPALS INCOME TRUST SERIES 568	26-4718557	45890D471	45890D463				IMIT568	7/10/2018	44.78000	43.18583
INSURED MUNICIPALS INCOME TRUST SERIES 568	26-4718557	45890D471	45890D463				IMIT568	8/10/2018	146.31000	141.10136
INSURED MUNICIPALS INCOME TRUST SERIES 568	26-4718557	45890D471	45890D463				IMIT568	9/10/2018	161.07000	155.33591
INSURED MUNICIPALS INCOME TRUST SERIES 569	26-4775646	45890D497	45890D489				IMIT569	3/10/2018	75.78000	70.83157
INSURED MUNICIPALS INCOME TRUST SERIES 569	26-4775646	45890D497	45890D489				IMIT569	4/10/2018	69.13000	64.61581
INSURED MUNICIPALS INCOME TRUST SERIES 569	26-4775646	45890D497	45890D489				IMIT569	5/10/2018	158.84000	148.46775
INSURED MUNICIPALS INCOME TRUST SERIES 569	26-4775646	45890D497	45890D489				IMIT569	7/10/2018	143.91000	134.51268
INSURED MUNICIPALS INCOME TRUST SERIES 569	26-4775646	45890D497	45890D489				IMIT569	8/10/2018	85.62000	80.02901
INSURED MUNICIPALS INCOME TRUST SERIES 570	27-0156430	45890D513	45890D505				IMIT570	1/10/2018	12.30000	11.92239
INSURED MUNICIPALS INCOME TRUST SERIES 570	27-0156430	45890D513	45890D505				IMIT570	3/10/2018	60.09000	58.24524
INSURED MUNICIPALS INCOME TRUST SERIES 570	27-0156430	45890D513	45890D505				IMIT570	5/10/2018	35.77000	34.67186
INSURED MUNICIPALS INCOME TRUST SERIES 570	27-0156430	45890D513	45890D505				IMIT570	6/10/2018	83.69000	81.12072
INSURED MUNICIPALS INCOME TRUST SERIES 570	27-0156430	45890D513	45890D505				IMIT570	7/10/2018	8.56000	8.29721
INSURED MUNICIPALS INCOME TRUST SERIES 570	27-0156430	45890D513	45890D505				IMIT570	8/10/2018	11.62000	11.26327
INSURED MUNICIPALS INCOME TRUST SERIES 570	27-0156430	45890D513	45890D505				IMIT570	9/10/2018	237.32000	230.03428

Issuer's Name	EIN	CUSIP 1	CUSIP 2	CUSIP 3	CUSIP 4	CUSIP 5	Ticker Symbol	Date of Corporate Action	Distribution Per Unit	Per Unit Reduction of Taxpayer's Basis
INSURED MUNICIPALS INCOME TRUST SERIES 570	27-0156430	45890D513	45890D505				IMIT570	10/10/2018	6.46000	6.26168
INSURED MUNICIPALS INCOME TRUST SERIES 571	27-0220305	45890D539	45890D521				IMIT571	4/10/2018	96.86000	94.20604
INSURED MUNICIPALS INCOME TRUST SERIES 571	27-0220305	45890D539	45890D521				IMIT571	5/10/2018	51.22000	49.81657
INSURED MUNICIPALS INCOME TRUST SERIES 571	27-0220305	45890D539	45890D521				IMIT571	8/10/2018	60.74000	59.07572
INSURED MUNICIPALS INCOME TRUST SERIES 571	27-0220305	45890D539	45890D521				IMIT571	9/10/2018	121.65000	118.31679
INSURED MUNICIPALS INCOME TRUST SERIES 571	27-0220305	45890D539	45890D521				IMIT571	10/10/2018	14.04000	13.65530
INSURED MUNICIPALS INCOME TRUST SERIES 571	27-0220305	45890D539	45890D521				IMIT571	12/10/2018	175.91000	171.09007
INSURED MUNICIPALS INCOME TRUST SERIES 572	27-0309673	45890D554	45890D547				IMIT572	1/10/2018	38.11000	36.77996
INSURED MUNICIPALS INCOME TRUST SERIES 572	27-0309673	45890D554	45890D547				IMIT572	6/10/2018	71.00000	68.52210
INSURED MUNICIPALS INCOME TRUST SERIES 572	27-0309673	45890D554	45890D547				IMIT572	8/10/2018	92.32000	89.09803
INSURED MUNICIPALS INCOME TRUST SERIES 572	27-0309673	45890D554	45890D547				IMIT572	9/10/2018	215.94000	208.40369
INSURED MUNICIPALS INCOME TRUST SERIES 572	27-0309673	45890D554	45890D547				IMIT572	10/10/2018	50.16000	48.40942
INSURED MUNICIPALS INCOME TRUST SERIES 572	27-0309673	45890D554	45890D547				IMIT572	12/10/2018	78.66000	75.91477
INSURED MUNICIPALS INCOME TRUST SERIES 573	27-0432743	45890D570	45890D562				IMIT573	3/10/2018	22.19000	21.45107
INSURED MUNICIPALS INCOME TRUST SERIES 573	27-0432743	45890D570	45890D562				IMIT573	4/10/2018	45.28000	43.77218
INSURED MUNICIPALS INCOME TRUST SERIES 573	27-0432743	45890D570	45890D562				IMIT573	6/10/2018	29.00000	28.03430
INSURED MUNICIPALS INCOME TRUST SERIES 573	27-0432743	45890D570	45890D562				IMIT573	7/10/2018	31.95000	30.88607
INSURED MUNICIPALS INCOME TRUST SERIES 573	27-0432743	45890D570	45890D562				IMIT573	8/10/2018	41.19000	39.81837
INSURED MUNICIPALS INCOME TRUST SERIES 573	27-0432743	45890D570	45890D562				IMIT573	9/10/2018	142.23000	137.49374
INSURED MUNICIPALS INCOME TRUST SERIES 573	27-0432743	45890D570	45890D562				IMIT573	12/10/2018	77.72000	75.13192
INSURED MUNICIPALS INCOME TRUST SERIES 574	27-0543123	45890D596	45890D588				IMIT574	4/10/2018	52.60000	51.78996
INSURED MUNICIPALS INCOME TRUST SERIES 574	27-0543123	45890D596	45890D588				IMIT574	5/10/2018	77.09000	75.90281
INSURED MUNICIPALS INCOME TRUST SERIES 574	27-0543123	45890D596	45890D588				IMIT574	6/10/2018	114.50000	112.73670
INSURED MUNICIPALS INCOME TRUST SERIES 574	27-0543123	45890D596	45890D588				IMIT574	7/10/2018	134.08000	132.01517
INSURED MUNICIPALS INCOME TRUST SERIES 574	27-0543123	45890D596	45890D588				IMIT574	12/10/2018	69.27000	68.20324
INSURED MUNICIPALS INCOME TRUST SERIES 575	27-0598654	45890D612	45890D604				IMIT575	1/10/2018	45.70000	44.81342
INSURED MUNICIPALS INCOME TRUST SERIES 575	27-0598654	45890D612	45890D604				IMIT575	3/10/2018	56.80000	55.69808
INSURED MUNICIPALS INCOME TRUST SERIES 575	27-0598654	45890D612	45890D604				IMIT575	4/10/2018	58.87000	57.72792
INSURED MUNICIPALS INCOME TRUST SERIES 575	27-0598654	45890D612	45890D604				IMIT575	6/10/2018	63.91000	62.67015
INSURED MUNICIPALS INCOME TRUST SERIES 575	27-0598654	45890D612	45890D604				IMIT575	9/10/2018	111.64000	109.47418
INSURED MUNICIPALS INCOME TRUST SERIES 576	27-0660162	45890D638	45890D620				IMIT576	1/10/2018	143.53000	141.26223
INSURED MUNICIPALS INCOME TRUST SERIES 576	27-0660162	45890D638	45890D620				IMIT576	4/10/2018	95.42000	93.91236
INSURED MUNICIPALS INCOME TRUST SERIES 576	27-0660162	45890D638	45890D620				IMIT576	5/10/2018	57.30000	56.39466
INSURED MUNICIPALS INCOME TRUST SERIES 576	27-0660162	45890D638	45890D620				IMIT576	6/10/2018	67.42000	66.35476
INSURED MUNICIPALS INCOME TRUST SERIES 576	27-0660162	45890D638	45890D620				IMIT576	9/10/2018	70.21000	69.10068
INSURED MUNICIPALS INCOME TRUST SERIES 576	27-0660162	45890D638	45890D620				IMIT576	12/10/2018	1.70000	1.67314
INSURED MUNICIPALS INCOME TRUST SERIES 577	27-0731732	45890D653	45890D646				IMIT577	4/10/2018	61.77000	60.83727
INSURED MUNICIPALS INCOME TRUST SERIES 577	27-0731732	45890D653	45890D646				IMIT577	6/10/2018	178.82000	176.11982
INSURED MUNICIPALS INCOME TRUST SERIES 577	27-0731732	45890D653	45890D646				IMIT577	9/10/2018	75.93000	74.78346
INSURED MUNICIPALS INCOME TRUST SERIES 577	27-0731732	45890D653	45890D646				IMIT577	10/10/2018	53.91000	53.09596
INSURED MUNICIPALS INCOME TRUST SERIES 577	27-0731732	45890D653	45890D646				IMIT577	12/10/2018	5.91000	5.82076
INSURED MUNICIPALS INCOME TRUST SERIES 578	27-0773814	45890D679	45890D661				IMIT578	1/10/2018	16.79000	16.30813
INSURED MUNICIPALS INCOME TRUST SERIES 578	27-0773814	45890D679	45890D661				IMIT578	3/10/2018	11.05000	10.73287
INSURED MUNICIPALS INCOME TRUST SERIES 578	27-0773814	45890D679	45890D661				IMIT578	4/10/2018	130.43000	126.68666
INSURED MUNICIPALS INCOME TRUST SERIES 578	27-0773814	45890D679	45890D661				IMIT578	5/10/2018	7.09000	6.88652
INSURED MUNICIPALS INCOME TRUST SERIES 578	27-0773814	45890D679	45890D661				IMIT578	6/10/2018	68.85000	66.87401
INSURED MUNICIPALS INCOME TRUST SERIES 578	27-0773814	45890D679	45890D661				IMIT578	9/10/2018	92.39000	89.73841
INSURED MUNICIPALS INCOME TRUST SERIES 579	27-0832070	45890D695	45890D687				IMIT579	1/10/2018	20.55000	20.25819
INSURED MUNICIPALS INCOME TRUST SERIES 579	27-0832070	45890D695	45890D687				IMIT579	4/10/2018	58.26000	57.43271
INSURED MUNICIPALS INCOME TRUST SERIES 579	27-0832070	45890D695	45890D687				IMIT579	5/10/2018	40.69000	40.11220
INSURED MUNICIPALS INCOME TRUST SERIES 579	27-0832070	45890D695	45890D687				IMIT579	6/10/2018	60.93000	60.06479
INSURED MUNICIPALS INCOME TRUST SERIES 579	27-0832070	45890D695	45890D687				IMIT579	7/10/2018	14.64000	14.43211
INSURED MUNICIPALS INCOME TRUST SERIES 579	27-0832070	45890D695	45890D687				IMIT579	8/10/2018	7.47000	7.36393
INSURED MUNICIPALS INCOME TRUST SERIES 579	27-0832070	45890D695	45890D687				IMIT579	9/10/2018	50.13000	49.41815
INSURED MUNICIPALS INCOME TRUST SERIES 579	27-0832070	45890D695	45890D687				IMIT579	11/10/2018	8.84000	8.71447
INSURED MUNICIPALS INCOME TRUST SERIES 580	27-0925411	45890D711	45890D703				IMIT580	1/10/2018	33.26000	32.97396
INSURED MUNICIPALS INCOME TRUST SERIES 580	27-0925411	45890D711	45890D703				IMIT580	3/10/2018	75.82000	75.16795

Issuer's Name	EIN	CUSIP 1	CUSIP 2	CUSIP 3	CUSIP 4	CUSIP 5	Ticker Symbol	Date of Corporate Action	Distribution Per Unit	Per Unit Reduction of Taxpayer's Basis
INSURED MUNICIPALS INCOME TRUST SERIES 580	27-0925411	45890D711	45890D703				IMIT580	4/10/2018	16.16000	16.02102
INSURED MUNICIPALS INCOME TRUST SERIES 580	27-0925411	45890D711	45890D703				IMIT580	6/10/2018	79.23000	78.54862
INSURED MUNICIPALS INCOME TRUST SERIES 580	27-0925411	45890D711	45890D703				IMIT580	7/10/2018	78.80000	78.12232
INSURED MUNICIPALS INCOME TRUST SERIES 580	27-0925411	45890D711	45890D703				IMIT580	9/10/2018	67.96000	67.37554
INSURED MUNICIPALS INCOME TRUST SERIES 581	27-0971182	45890D737	45890D729				IMIT581	3/10/2018	14.75000	14.62020
INSURED MUNICIPALS INCOME TRUST SERIES 581	27-0971182	45890D737	45890D729				IMIT581	5/10/2018	41.59000	41.22401
INSURED MUNICIPALS INCOME TRUST SERIES 581	27-0971182	45890D737	45890D729				IMIT581	6/10/2018	134.23000	133.04878
INSURED MUNICIPALS INCOME TRUST SERIES 581	27-0971182	45890D737	45890D729				IMIT581	7/10/2018	71.41000	70.78159
INSURED MUNICIPALS INCOME TRUST SERIES 581	27-0971182	45890D737	45890D729				IMIT581	8/10/2018	58.89000	58.37177
INSURED MUNICIPALS INCOME TRUST SERIES 581	27-0971182	45890D737	45890D729				IMIT581	9/10/2018	132.72000	131.55206
INSURED MUNICIPALS INCOME TRUST SERIES 582	27-1028512	45890D752	45890D745				IMIT582	1/10/2018	140.58000	138.69623
INSURED MUNICIPALS INCOME TRUST SERIES 582	27-1028512	45890D752	45890D745				IMIT582	3/10/2018	47.79000	47.14961
INSURED MUNICIPALS INCOME TRUST SERIES 582	27-1028512	45890D752	45890D745				IMIT582	4/10/2018	69.44000	68.50950
INSURED MUNICIPALS INCOME TRUST SERIES 582	27-1028512	45890D752	45890D745				IMIT582	5/10/2018	45.67000	45.05802
INSURED MUNICIPALS INCOME TRUST SERIES 582	27-1028512	45890D752	45890D745				IMIT582	6/10/2018	103.73000	102.34002
INSURED MUNICIPALS INCOME TRUST SERIES 582	27-1028512	45890D752	45890D745				IMIT582	7/10/2018	66.76000	65.86542
INSURED MUNICIPALS INCOME TRUST SERIES 582	27-1028512	45890D752	45890D745				IMIT582	8/10/2018	44.07000	43.47946
INSURED MUNICIPALS INCOME TRUST SERIES 582	27-1028512	45890D752	45890D745				IMIT582	12/10/2018	3.94000	3.88720
INSURED MUNICIPALS INCOME TRUST SERIES 583	27-1093585	45890D778	45890D760				IMIT583	1/10/2018	16.89000	16.69745
INSURED MUNICIPALS INCOME TRUST SERIES 583	27-1093585	45890D778	45890D760				IMIT583	3/10/2018	9.24000	9.13466
INSURED MUNICIPALS INCOME TRUST SERIES 583	27-1093585	45890D778	45890D760				IMIT583	4/10/2018	67.40000	66.63164
INSURED MUNICIPALS INCOME TRUST SERIES 583	27-1093585	45890D778	45890D760				IMIT583	5/10/2018	48.47000	47.91744
INSURED MUNICIPALS INCOME TRUST SERIES 583	27-1093585	45890D778	45890D760				IMIT583	6/10/2018	86.64000	85.65230
INSURED MUNICIPALS INCOME TRUST SERIES 583	27-1093585	45890D778	45890D760				IMIT583	7/10/2018	49.55000	48.98513
INSURED MUNICIPALS INCOME TRUST SERIES 583	27-1093585	45890D778	45890D760				IMIT583	8/10/2018	79.46000	78.55416
INSURED MUNICIPALS INCOME TRUST SERIES 583	27-1093585	45890D778	45890D760				IMIT583	9/10/2018	224.44000	221.88138
INSURED MUNICIPALS INCOME TRUST SERIES 583	27-1093585	45890D778	45890D760				IMIT583	10/10/2018	10.22000	10.10349
INSURED MUNICIPALS INCOME TRUST SERIES 584	27-1161804	45890D794	45890D786				IMIT584	1/10/2018	8.51000	8.42660
INSURED MUNICIPALS INCOME TRUST SERIES 584	27-1161804	45890D794	45890D786				IMIT584	3/10/2018	72.80000	72.08656
INSURED MUNICIPALS INCOME TRUST SERIES 584	27-1161804	45890D794	45890D786				IMIT584	4/10/2018	56.79000	56.23346
INSURED MUNICIPALS INCOME TRUST SERIES 584	27-1161804	45890D794	45890D786				IMIT584	5/10/2018	17.59000	17.41762
INSURED MUNICIPALS INCOME TRUST SERIES 584	27-1161804	45890D794	45890D786				IMIT584	6/10/2018	104.27000	103.24815
INSURED MUNICIPALS INCOME TRUST SERIES 584	27-1161804	45890D794	45890D786				IMIT584	7/10/2018	63.80000	63.17476
INSURED MUNICIPALS INCOME TRUST SERIES 584	27-1161804	45890D794	45890D786				IMIT584	8/10/2018	9.16000	9.07023
INSURED MUNICIPALS INCOME TRUST SERIES 584	27-1161804	45890D794	45890D786				IMIT584	9/10/2018	29.27000	28.98315
INSURED MUNICIPALS INCOME TRUST SERIES 584	27-1161804	45890D794	45890D786				IMIT584	12/10/2018	2.16000	2.13883
INSURED MUNICIPALS INCOME TRUST SERIES 585	27-1209096	45890D810	45890D802				IMIT585	1/10/2018	7.72000	7.62504
INSURED MUNICIPALS INCOME TRUST SERIES 585	27-1209096	45890D810	45890D802				IMIT585	4/10/2018	58.71000	57.98787
INSURED MUNICIPALS INCOME TRUST SERIES 585	27-1209096	45890D810	45890D802				IMIT585	6/10/2018	80.21000	79.22342
INSURED MUNICIPALS INCOME TRUST SERIES 585	27-1209096	45890D810	45890D802				IMIT585	7/10/2018	44.42000	43.87363
INSURED MUNICIPALS INCOME TRUST SERIES 585	27-1209096	45890D810	45890D802				IMIT585	8/10/2018	24.93000	24.62336
INSURED MUNICIPALS INCOME TRUST SERIES 585	27-1209096	45890D810	45890D802				IMIT585	9/10/2018	59.93000	59.19286
INSURED MUNICIPALS INCOME TRUST SERIES 585	27-1209096	45890D810	45890D802				IMIT585	12/10/2018	15.73000	15.53652
INSURED MUNICIPALS INCOME TRUST SERIES 586	27-1274980	45890D836	45890D828				IMIT586	3/10/2018	26.18000	25.94438
INSURED MUNICIPALS INCOME TRUST SERIES 586	27-1274980	45890D836	45890D828				IMIT586	6/10/2018	98.17000	97.28647
INSURED MUNICIPALS INCOME TRUST SERIES 586	27-1274980	45890D836	45890D828				IMIT586	7/10/2018	67.94000	67.32854
INSURED MUNICIPALS INCOME TRUST SERIES 586	27-1274980	45890D836	45890D828				IMIT586	8/10/2018	96.70000	95.82970
INSURED MUNICIPALS INCOME TRUST SERIES 586	27-1274980	45890D836	45890D828				IMIT586	9/10/2018	26.70000	26.45970
INSURED MUNICIPALS INCOME TRUST SERIES 587	27-1342042	45890D851	45890D844				IMIT587	6/10/2018	195.22000	194.02916
INSURED MUNICIPALS INCOME TRUST SERIES 587	27-1342042	45890D851	45890D844				IMIT587	7/10/2018	39.82000	39.57710
INSURED MUNICIPALS INCOME TRUST SERIES 587	27-1342042	45890D851	45890D844				IMIT587	8/10/2018	74.88000	74.42323
INSURED MUNICIPALS INCOME TRUST SERIES 587	27-1342042	45890D851	45890D844				IMIT587	11/10/2018	33.81000	33.60376
INSURED MUNICIPALS INCOME TRUST SERIES 588	27-1393017	45890D877	45890D869				IMIT588	1/10/2018	67.33000	66.22579
INSURED MUNICIPALS INCOME TRUST SERIES 588	27-1393017	45890D877	45890D869				IMIT588	4/10/2018	91.28000	89.78301
INSURED MUNICIPALS INCOME TRUST SERIES 588	27-1393017	45890D877	45890D869				IMIT588	6/10/2018	109.19000	107.39928
INSURED MUNICIPALS INCOME TRUST SERIES 588	27-1393017	45890D877	45890D869				IMIT588	7/10/2018	163.51000	160.82844
INSURED MUNICIPALS INCOME TRUST SERIES 588	27-1393017	45890D877	45890D869				IMIT588	9/10/2018	50.12000	49.29803
INSURED MUNICIPALS INCOME TRUST SERIES 588	27-1393017	45890D877	45890D869				IMIT588	12/10/2018	3.22000	3.16719

Issuer's Name	EIN	CUSIP 1	CUSIP 2	CUSIP 3	CUSIP 4	CUSIP 5	Ticker Symbol	Date of Corporate Action	Distribution Per Unit	Per Unit Reduction of Taxpayer's Basis
CLOSED-END STRATEGY: VALUE EQUITY AND INCOME PORTFOLIO 2017-3	35-2596509	46129U425	46129U441	46129U458	46129U433		CSVP173	1/10/2018	0.01251	0.01251
CLOSED-END STRATEGY: VALUE EQUITY AND INCOME PORTFOLIO 2017-3	35-2596509	46129U425	46129U441	46129U458	46129U433		CSVP173	1/10/2018	0.04409	0.02204
CLOSED-END STRATEGY: VALUE EQUITY AND INCOME PORTFOLIO 2017-3	35-2596509	46129U425	46129U441	46129U458	46129U433		CSVP173	2/10/2018	0.04980	0.02490
CLOSED-END STRATEGY: VALUE EQUITY AND INCOME PORTFOLIO 2017-3	35-2596509	46129U425	46129U441	46129U458	46129U433		CSVP173	3/10/2018	0.05437	0.02718
CLOSED-END STRATEGY: VALUE EQUITY AND INCOME PORTFOLIO 2017-3	35-2596509	46129U425	46129U441	46129U458	46129U433		CSVP173	4/10/2018	0.08674	0.04336
CLOSED-END STRATEGY: VALUE EQUITY AND INCOME PORTFOLIO 2017-3	35-2596509	46129U425	46129U441	46129U458	46129U433		CSVP173	5/10/2018	0.05458	0.02728
CLOSED-END STRATEGY: VALUE EQUITY AND INCOME PORTFOLIO 2017-3	35-2596509	46129U425	46129U441	46129U458	46129U433		CSVP173	6/10/2018	0.05169	0.02584
CLOSED-END STRATEGY: VALUE EQUITY AND INCOME PORTFOLIO 2017-3	35-2596509	46129U425	46129U441	46129U458	46129U433		CSVP173	7/10/2018	0.08545	0.04272
CLOSED-END STRATEGY: VALUE EQUITY AND INCOME PORTFOLIO 2017-3	35-2596509	46129U425	46129U441	46129U458	46129U433		CSVP173	8/10/2018	0.05374	0.02686
CLOSED-END STRATEGY: VALUE EQUITY AND INCOME PORTFOLIO 2017-3	35-2596509	46129U425	46129U441	46129U458	46129U433		CSVP173	9/10/2018	0.06333	0.03166
CLOSED-END STRATEGY: MASTER INCOME PORTFOLIO 2017-3	35-2596511	46129U466	46129U482	46129U490	46129U474		MSTR173	1/10/2018	0.02369	0.02369
CLOSED-END STRATEGY: MASTER INCOME PORTFOLIO 2017-3	35-2596511	46129U466	46129U482	46129U490	46129U474		MSTR173	1/10/2018	0.03381	0.00891
CLOSED-END STRATEGY: MASTER INCOME PORTFOLIO 2017-3	35-2596511	46129U466	46129U482	46129U490	46129U474		MSTR173	2/10/2018	0.04695	0.01238
CLOSED-END STRATEGY: MASTER INCOME PORTFOLIO 2017-3	35-2596511	46129U466	46129U482	46129U490	46129U474		MSTR173	3/10/2018	0.05114	0.01348
CLOSED-END STRATEGY: MASTER INCOME PORTFOLIO 2017-3	35-2596511	46129U466	46129U482	46129U490	46129U474		MSTR173	4/10/2018	0.07189	0.01895
CLOSED-END STRATEGY: MASTER INCOME PORTFOLIO 2017-3	35-2596511	46129U466	46129U482	46129U490	46129U474		MSTR173	5/10/2018	0.06228	0.01642
CLOSED-END STRATEGY: MASTER INCOME PORTFOLIO 2017-3	35-2596511	46129U466	46129U482	46129U490	46129U474		MSTR173	6/10/2018	0.05047	0.01330
CLOSED-END STRATEGY: MASTER INCOME PORTFOLIO 2017-3	35-2596511	46129U466	46129U482	46129U490	46129U474		MSTR173	7/10/2018	0.07103	0.01872
CLOSED-END STRATEGY: MASTER INCOME PORTFOLIO 2017-3	35-2596511	46129U466	46129U482	46129U490	46129U474		MSTR173	8/10/2018	0.06143	0.01619
CLOSED-END STRATEGY: MASTER INCOME PORTFOLIO 2017-3	35-2596511	46129U466	46129U482	46129U490	46129U474		MSTR173	9/10/2018	0.04967	0.01309
CENTRAL EQUITY TRUST, DIVERSIFIED INCOME SERIES 2017-3	35-2596520	46129U797	46129U789				CETD173	12/19/2018	0.15080	0.02861
CLOSED-END STRATEGY: GLOBAL INCOME PORTFOLIO 2017-3	35-2596517	46130F102	46130F136	46130F128	46130F110		GLIN173	2/10/2018	0.04207	0.00974
CLOSED-END STRATEGY: GLOBAL INCOME PORTFOLIO 2017-3	35-2596517	46130F102	46130F136	46130F128	46130F110		GLIN173	3/10/2018	0.05062	0.01172
CLOSED-END STRATEGY: GLOBAL INCOME PORTFOLIO 2017-3	35-2596517	46130F102	46130F136	46130F128	46130F110		GLIN173	4/10/2018	0.05806	0.01345
CLOSED-END STRATEGY: GLOBAL INCOME PORTFOLIO 2017-3	35-2596517	46130F102	46130F136	46130F128	46130F110		GLIN173	5/10/2018	0.07270	0.01684
CLOSED-END STRATEGY: GLOBAL INCOME PORTFOLIO 2017-3	35-2596517	46130F102	46130F136	46130F128	46130F110		GLIN173	6/10/2018	0.04965	0.01150
CLOSED-END STRATEGY: GLOBAL INCOME PORTFOLIO 2017-3	35-2596517	46130F102	46130F136	46130F128	46130F110		GLIN173	7/10/2018	0.05682	0.01316
CLOSED-END STRATEGY: GLOBAL INCOME PORTFOLIO 2017-3	35-2596517	46130F102	46130F136	46130F128	46130F110		GLIN173	8/10/2018	0.07164	0.01659
CLOSED-END STRATEGY: GLOBAL INCOME PORTFOLIO 2017-3	35-2596517	46130F102	46130F136	46130F128	46130F110		GLIN173	9/10/2018	0.04910	0.01137
CLOSED-END STRATEGY: GLOBAL INCOME PORTFOLIO 2017-3	35-2596517	46130F102	46130F136	46130F128	46130F110		GLIN173	10/10/2018	0.05678	0.01315
CLOSED-END STRATEGY: GLOBAL INCOME PORTFOLIO 2017-3	35-2596517	46130F102	46130F136	46130F128	46130F110		GLIN173	11/10/2018	0.07158	0.01658
CLOSED-END STRATEGY: GLOBAL INCOME PORTFOLIO 2017-3	35-2596517	46130F102	46130F136	46130F128	46130F110		GLIN173	12/10/2018	0.04874	0.01129
CLOSED-END STRATEGY: SENIOR LOAN AND LIMITED DURATION PORTFOLIO 2017-3	35-2596518	46130F144	46130F169	46130F177	46130F151		LOAN173	1/10/2018	0.03952	0.00507
CLOSED-END STRATEGY: SENIOR LOAN AND LIMITED DURATION PORTFOLIO 2017-3	35-2596518	46130F144	46130F169	46130F177	46130F151		LOAN173	2/10/2018	0.05070	0.00650
CLOSED-END STRATEGY: SENIOR LOAN AND LIMITED DURATION PORTFOLIO 2017-3	35-2596518	46130F144	46130F169	46130F177	46130F151		LOAN173	3/10/2018	0.06047	0.00775
CLOSED-END STRATEGY: SENIOR LOAN AND LIMITED DURATION PORTFOLIO 2017-3	35-2596518	46130F144	46130F169	46130F177	46130F151		LOAN173	4/10/2018	0.05946	0.00762
CLOSED-END STRATEGY: SENIOR LOAN AND LIMITED DURATION PORTFOLIO 2017-3	35-2596518	46130F144	46130F169	46130F177	46130F151		LOAN173	5/10/2018	0.05901	0.00757
CLOSED-END STRATEGY: SENIOR LOAN AND LIMITED DURATION PORTFOLIO 2017-3	35-2596518	46130F144	46130F169	46130F177	46130F151		LOAN173	6/10/2018	0.05903	0.00757
CLOSED-END STRATEGY: SENIOR LOAN AND LIMITED DURATION PORTFOLIO 2017-3	35-2596518	46130F144	46130F169	46130F177	46130F151		LOAN173	7/10/2018	0.05839	0.00749
CLOSED-END STRATEGY: SENIOR LOAN AND LIMITED DURATION PORTFOLIO 2017-3	35-2596518	46130F144	46130F169	46130F177	46130F151		LOAN173	8/10/2018	0.05852	0.00750
CLOSED-END STRATEGY: SENIOR LOAN AND LIMITED DURATION PORTFOLIO 2017-3	35-2596518	46130F144	46130F169	46130F177	46130F151		LOAN173	9/10/2018	0.05835	0.00748
CLOSED-END STRATEGY: SENIOR LOAN AND LIMITED DURATION PORTFOLIO 2017-3	35-2596518	46130F144	46130F169	46130F177	46130F151		LOAN173	10/10/2018	0.05837	0.00748
CLOSED-END STRATEGY: SENIOR LOAN AND LIMITED DURATION PORTFOLIO 2017-3	35-2596518	46130F144	46130F169	46130F177	46130F151		LOAN173	11/10/2018	0.05863	0.00752
CLOSED-END STRATEGY: SENIOR LOAN AND LIMITED DURATION PORTFOLIO 2017-3	35-2596518	46130F144	46130F169	46130F177	46130F151		LOAN173	12/10/2018	0.05848	0.00750
CLOSED-END STRATEGY: SENIOR LOAN AND LIMITED DURATION PORTFOLIO 2017-3	35-2596518	46130F144	46130F169	46130F177	46130F151		LOAN173	12/31/2018	0.02327	0.00298
AMERICAN INFRASTRUCTURE GROWTH PORTFOLIO 2017-3	35-2596513	46130F227	46130F243	46130F250	46130F235		INFA173	1/10/2018	0.01866	0.00014
AMERICAN INFRASTRUCTURE GROWTH PORTFOLIO 2017-3	35-2596513	46130F227	46130F243	46130F250	46130F235		INFA173	3/10/2018	0.03208	0.00024
AMERICAN INFRASTRUCTURE GROWTH PORTFOLIO 2017-3	35-2596513	46130F227	46130F243	46130F250	46130F235		INFA173	4/10/2018	0.01713	0.00013
AMERICAN INFRASTRUCTURE GROWTH PORTFOLIO 2017-3	35-2596513	46130F227	46130F243	46130F250	46130F235		INFA173	5/10/2018	0.01037	0.00008
AMERICAN INFRASTRUCTURE GROWTH PORTFOLIO 2017-3	35-2596513	46130F227	46130F243	46130F250	46130F235		INFA173	6/10/2018	0.02023	0.00015
AMERICAN INFRASTRUCTURE GROWTH PORTFOLIO 2017-3	35-2596513	46130F227	46130F243	46130F250	46130F235		INFA173	7/10/2018	0.01932	0.00014
AMERICAN INFRASTRUCTURE GROWTH PORTFOLIO 2017-3	35-2596513	46130F227	46130F243	46130F250	46130F235		INFA173	8/10/2018	0.01015	0.00008
AMERICAN INFRASTRUCTURE GROWTH PORTFOLIO 2017-3	35-2596513	46130F227	46130F243	46130F250	46130F235		INFA173	9/10/2018	0.02025	0.00015
AMERICAN INFRASTRUCTURE GROWTH PORTFOLIO 2017-3	35-2596513	46130F227	46130F243	46130F250	46130F235		INFA173	10/10/2018	0.01967	0.00015
AMERICAN INFRASTRUCTURE GROWTH PORTFOLIO 2017-3	35-2596513	46130F227	46130F243	46130F250	46130F235		INFA173	11/10/2018	0.01020	0.00008
AMERICAN INFRASTRUCTURE GROWTH PORTFOLIO 2017-3	35-2596513	46130F227	46130F243	46130F250	46130F235		INFA173	12/10/2018	0.02276	0.00017
AMERICAN INFRASTRUCTURE GROWTH PORTFOLIO 2017-3	35-2596513	46130F227	46130F243	46130F250	46130F235		INFA173	12/19/2018	0.05051	0.00755
AMERICAN INFRASTRUCTURE GROWTH PORTFOLIO 2017-3	35-2596513	46130F227	46130F243	46130F250	46130F235		INFA173	12/31/2018	0.01444	0.00011
EUROPEAN DIVIDEND SUSTAINABILITY PORTFOLIO 2017-3	35-2594952	46130F318	46130F326	46130F334	46130F300		EDST173	12/19/2018	0.01560	0.00476
INTERNATIONAL DIVIDEND SUSTAINABILITY PORTFOLIO 2017-3	35-2594951	46130F359	46130F375	46130F367	46130F342		IDST173	3/10/2018	0.03371	0.00287

Issuer's Name	EIN	CUSIP 1	CUSIP 2	CUSIP 3	CUSIP 4	CUSIP 5	Ticker Symbol	Date of Corporate Action	Distribution Per Unit	Per Unit Reduction of Taxpayer's Basis
INTERNATIONAL DIVIDEND SUSTAINABILITY PORTFOLIO 2017-3	35-2594951	46130F359	46130F375	46130F367	46130F342		IDST173	6/10/2018	0.10677	0.00908
INTERNATIONAL DIVIDEND SUSTAINABILITY PORTFOLIO 2017-3	35-2594951	46130F359	46130F375	46130F367	46130F342		IDST173	9/10/2018	0.05255	0.00447
INTERNATIONAL DIVIDEND SUSTAINABILITY PORTFOLIO 2017-3	35-2594951	46130F359	46130F375	46130F367	46130F342		IDST173	12/10/2018	0.08998	0.00765
INTERNATIONAL DIVIDEND SUSTAINABILITY PORTFOLIO 2017-3	35-2594951	46130F359	46130F375	46130F367	46130F342		IDST173	12/19/2018	0.03605	0.02481
GLOBAL DIVIDEND SUSTAINABILITY PORTFOLIO 2017-3	35-2594953	46130F391	46130F409	46130F417	46130F383		GDST173	12/19/2018	0.05951	0.01041
FINANCIAL INSTITUTIONS PORTFOLIO 2017-3	35-2594962	46130F466	46130F482	46130F490	46130F474		FITT173	12/19/2018	0.25284	0.02597
DIVERSIFIED HEALTHCARE PORTFOLIO 2017-3	35-2594961	46130F508	46130F524	46130F532	46130F516		HCRX173	11/10/2018	0.28340	0.24905
REIT INCOME PORTFOLIO 2017-3	35-2594963	46130F540	46130F565	46130F573	46130F557		VCSR173	1/10/2018	0.02392	0.00703
REIT INCOME PORTFOLIO 2017-3	35-2594963	46130F540	46130F565	46130F573	46130F557		VCSR173	2/10/2018	0.02392	0.00703
REIT INCOME PORTFOLIO 2017-3	35-2594963	46130F540	46130F565	46130F573	46130F557		VCSR173	3/10/2018	0.02392	0.00703
REIT INCOME PORTFOLIO 2017-3	35-2594963	46130F540	46130F565	46130F573	46130F557		VCSR173	4/10/2018	0.02424	0.00713
REIT INCOME PORTFOLIO 2017-3	35-2594963	46130F540	46130F565	46130F573	46130F557		VCSR173	5/10/2018	0.02424	0.00713
REIT INCOME PORTFOLIO 2017-3	35-2594963	46130F540	46130F565	46130F573	46130F557		VCSR173	6/10/2018	0.02424	0.00713
REIT INCOME PORTFOLIO 2017-3	35-2594963	46130F540	46130F565	46130F573	46130F557		VCSR173	7/10/2018	0.02398	0.00705
REIT INCOME PORTFOLIO 2017-3	35-2594963	46130F540	46130F565	46130F573	46130F557		VCSR173	8/10/2018	0.02398	0.00705
REIT INCOME PORTFOLIO 2017-3	35-2594963	46130F540	46130F565	46130F573	46130F557		VCSR173	9/10/2018	0.02398	0.00705
REIT INCOME PORTFOLIO 2017-3	35-2594963	46130F540	46130F565	46130F573	46130F557		VCSR173	10/10/2018	0.02427	0.00714
REIT INCOME PORTFOLIO 2017-3	35-2594963	46130F540	46130F565	46130F573	46130F557		VCSR173	11/10/2018	0.02427	0.00714
REIT INCOME PORTFOLIO 2017-3	35-2594963	46130F540	46130F565	46130F573	46130F557		VCSR173	12/10/2018	0.02427	0.00714
UTILITY INCOME PORTFOLIO 2017-3	35-2594964	46130F599	46130F607	46130F615	46130F581		UTIL173	1/10/2018	0.02426	0.00316
UTILITY INCOME PORTFOLIO 2017-3	35-2594964	46130F599	46130F607	46130F615	46130F581		UTIL173	2/10/2018	0.02426	0.00316
UTILITY INCOME PORTFOLIO 2017-3	35-2594964	46130F599	46130F607	46130F615	46130F581		UTIL173	3/10/2018	0.02426	0.00316
UTILITY INCOME PORTFOLIO 2017-3	35-2594964	46130F599	46130F607	46130F615	46130F581		UTIL173	4/10/2018	0.02462	0.00321
UTILITY INCOME PORTFOLIO 2017-3	35-2594964	46130F599	46130F607	46130F615	46130F581		UTIL173	5/10/2018	0.02462	0.00321
UTILITY INCOME PORTFOLIO 2017-3	35-2594964	46130F599	46130F607	46130F615	46130F581		UTIL173	6/10/2018	0.02462	0.00321
UTILITY INCOME PORTFOLIO 2017-3	35-2594964	46130F599	46130F607	46130F615	46130F581		UTIL173	7/10/2018	0.02327	0.00303
UTILITY INCOME PORTFOLIO 2017-3	35-2594964	46130F599	46130F607	46130F615	46130F581		UTIL173	8/10/2018	0.02327	0.00303
UTILITY INCOME PORTFOLIO 2017-3	35-2594964	46130F599	46130F607	46130F615	46130F581		UTIL173	9/10/2018	0.02327	0.00303
UTILITY INCOME PORTFOLIO 2017-3	35-2594964	46130F599	46130F607	46130F615	46130F581		UTIL173	10/10/2018	0.02331	0.00304
UTILITY INCOME PORTFOLIO 2017-3	35-2594964	46130F599	46130F607	46130F615	46130F581		UTIL173	11/10/2018	0.02331	0.00304
UTILITY INCOME PORTFOLIO 2017-3	35-2594964	46130F599	46130F607	46130F615	46130F581		UTIL173	12/10/2018	0.02331	0.00304
DIVIDEND SUSTAINABILITY PORTFOLIO 2017-4	35-2606555	46130F631	46130F649	46130F656	46130F623		DVST174	6/10/2018	0.05759	0.00156
EUROPEAN DIVIDEND SUSTAINABILITY PORTFOLIO 2017-4	35-2606558	46130F672	46130F680	46130F698	46130F664		EDST174	12/19/2018	0.05336	0.01226
INTERNATIONAL DIVIDEND SUSTAINABILITY PORTFOLIO 2017-4	35-2606556	46130F714	46130F730	46130F722	46130F706		IDST174	3/10/2018	0.01090	0.00025
INTERNATIONAL DIVIDEND SUSTAINABILITY PORTFOLIO 2017-4	35-2606556	46130F714	46130F730	46130F722	46130F706		IDST174	6/10/2018	0.10646	0.00243
INTERNATIONAL DIVIDEND SUSTAINABILITY PORTFOLIO 2017-4	35-2606556	46130F714	46130F730	46130F722	46130F706		IDST174	9/10/2018	0.04579	0.00104
INTERNATIONAL DIVIDEND SUSTAINABILITY PORTFOLIO 2017-4	35-2606556	46130F714	46130F730	46130F722	46130F706		IDST174	12/10/2018	0.08069	0.00184
INTERNATIONAL DIVIDEND SUSTAINABILITY PORTFOLIO 2017-4	35-2606556	46130F714	46130F730	46130F722	46130F706		IDST174	12/19/2018	0.03521	0.03521
GLOBAL DIVIDEND SUSTAINABILITY PORTFOLIO 2017-4	35-2606559	46130F755	46130F763	46130F771	46130F748		GDST174	12/19/2018	0.04345	0.01374
BALANCED DIVIDEND SUSTAINABILITY & INCOME PORTFOLIO 2017-4	35-2606560	46130F821	46130F847	46130F854	46130F839		BDST174	1/10/2018	0.02007	0.00243
BALANCED DIVIDEND SUSTAINABILITY & INCOME PORTFOLIO 2017-4	35-2606560	46130F821	46130F847	46130F854	46130F839		BDST174	2/10/2018	0.02116	0.00257
BALANCED DIVIDEND SUSTAINABILITY & INCOME PORTFOLIO 2017-4	35-2606560	46130F821	46130F847	46130F854	46130F839		BDST174	3/10/2018	0.02116	0.00257
BALANCED DIVIDEND SUSTAINABILITY & INCOME PORTFOLIO 2017-4	35-2606560	46130F821	46130F847	46130F854	46130F839		BDST174	4/10/2018	0.02289	0.00278
BALANCED DIVIDEND SUSTAINABILITY & INCOME PORTFOLIO 2017-4	35-2606560	46130F821	46130F847	46130F854	46130F839		BDST174	5/10/2018	0.02289	0.00278
BALANCED DIVIDEND SUSTAINABILITY & INCOME PORTFOLIO 2017-4	35-2606560	46130F821	46130F847	46130F854	46130F839		BDST174	6/10/2018	0.01712	0.01712
BALANCED DIVIDEND SUSTAINABILITY & INCOME PORTFOLIO 2017-4	35-2606560	46130F821	46130F847	46130F854	46130F839		BDST174	6/10/2018	0.02289	0.00278
BALANCED DIVIDEND SUSTAINABILITY & INCOME PORTFOLIO 2017-4	35-2606560	46130F821	46130F847	46130F854	46130F839		BDST174	7/10/2018	0.02219	0.00269
BALANCED DIVIDEND SUSTAINABILITY & INCOME PORTFOLIO 2017-4	35-2606560	46130F821	46130F847	46130F854	46130F839		BDST174	8/10/2018	0.02219	0.00269
BALANCED DIVIDEND SUSTAINABILITY & INCOME PORTFOLIO 2017-4	35-2606560	46130F821	46130F847	46130F854	46130F839		BDST174	9/10/2018	0.02219	0.00269
BALANCED DIVIDEND SUSTAINABILITY & INCOME PORTFOLIO 2017-4	35-2606560	46130F821	46130F847	46130F854	46130F839		BDST174	10/10/2018	0.02249	0.00273
BALANCED DIVIDEND SUSTAINABILITY & INCOME PORTFOLIO 2017-4	35-2606560	46130F821	46130F847	46130F854	46130F839		BDST174	11/10/2018	0.02249	0.00273
BALANCED DIVIDEND SUSTAINABILITY & INCOME PORTFOLIO 2017-4	35-2606560	46130F821	46130F847	46130F854	46130F839		BDST174	12/10/2018	0.02249	0.00273
CONSERVATIVE INCOME ALLOCATION PORTFOLIO, SERIES 15	35-2463613	46133L346	46133L379	46133L361	46133L353		CIAP15	1/10/2018	0.02538	0.02538
CONSERVATIVE INCOME ALLOCATION PORTFOLIO, SERIES 15	35-2463613	46133L346	46133L379	46133L361	46133L353		CIAP15	2/10/2018	0.02301	0.02301
CONSERVATIVE INCOME ALLOCATION PORTFOLIO, SERIES 15	35-2463613	46133L346	46133L379	46133L361	46133L353		CIAP15	3/10/2018	0.01752	0.01752
CONSERVATIVE INCOME ALLOCATION PORTFOLIO, SERIES 15	35-2463613	46133L346	46133L379	46133L361	46133L353		CIAP15	4/10/2018	0.02245	0.02245

Issuer's Name	EIN	CUSIP 1	CUSIP 2	CUSIP 3	CUSIP 4	CUSIP 5	Ticker Symbol	Date of Corporate Action	Distribution Per Unit	Per Unit Reduction of Taxpayer's Basis
CONSERVATIVE INCOME ALLOCATION PORTFOLIO, SERIES 16	35-2472932	46133R186	46133R210	46133R202	46133R194		CIAP16	1/10/2018	0.02383	0.02274
CONSERVATIVE INCOME ALLOCATION PORTFOLIO, SERIES 16	35-2472932	46133R186	46133R210	46133R202	46133R194		CIAP16	2/10/2018	0.02690	0.02567
CONSERVATIVE INCOME ALLOCATION PORTFOLIO, SERIES 16	35-2472932	46133R186	46133R210	46133R202	46133R194		CIAP16	3/10/2018	0.02142	0.02044
CONSERVATIVE INCOME ALLOCATION PORTFOLIO, SERIES 16	35-2472932	46133R186	46133R210	46133R202	46133R194		CIAP16	4/10/2018	0.02117	0.02020
CONSERVATIVE INCOME ALLOCATION PORTFOLIO, SERIES 16	35-2472932	46133R186	46133R210	46133R202	46133R194		CIAP16	5/10/2018	0.02760	0.02634
CONSERVATIVE INCOME ALLOCATION PORTFOLIO, SERIES 16	35-2472932	46133R186	46133R210	46133R202	46133R194		CIAP16	6/10/2018	0.02368	0.02260
CONSERVATIVE INCOME ALLOCATION PORTFOLIO, SERIES 16	35-2472932	46133R186	46133R210	46133R202	46133R194		CIAP16	7/10/2018	0.02184	0.02084
CONSERVATIVE INCOME ALLOCATION PORTFOLIO, SERIES 17	35-2479765	46133T703	46133T737	46133T729	46133T711		CIAP17	1/10/2018	0.02462	0.01644
CONSERVATIVE INCOME ALLOCATION PORTFOLIO, SERIES 17	35-2479765	46133T703	46133T737	46133T729	46133T711		CIAP17	2/10/2018	0.02775	0.01853
CONSERVATIVE INCOME ALLOCATION PORTFOLIO, SERIES 17	35-2479765	46133T703	46133T737	46133T729	46133T711		CIAP17	3/10/2018	0.02201	0.01469
CONSERVATIVE INCOME ALLOCATION PORTFOLIO, SERIES 17	35-2479765	46133T703	46133T737	46133T729	46133T711		CIAP17	4/10/2018	0.02151	0.01436
CONSERVATIVE INCOME ALLOCATION PORTFOLIO, SERIES 17	35-2479765	46133T703	46133T737	46133T729	46133T711		CIAP17	5/10/2018	0.02663	0.01778
CONSERVATIVE INCOME ALLOCATION PORTFOLIO, SERIES 17	35-2479765	46133T703	46133T737	46133T729	46133T711		CIAP17	6/10/2018	0.02246	0.01499
CONSERVATIVE INCOME ALLOCATION PORTFOLIO, SERIES 17	35-2479765	46133T703	46133T737	46133T729	46133T711		CIAP17	7/10/2018	0.02035	0.01359
CONSERVATIVE INCOME ALLOCATION PORTFOLIO, SERIES 17	35-2479765	46133T703	46133T737	46133T729	46133T711		CIAP17	8/10/2018	0.02637	0.01760
CONSERVATIVE INCOME ALLOCATION PORTFOLIO, SERIES 17	35-2479765	46133T703	46133T737	46133T729	46133T711		CIAP17	9/10/2018	0.02119	0.01415
CONSERVATIVE INCOME ALLOCATION PORTFOLIO, SERIES 17	35-2479765	46133T703	46133T737	46133T729	46133T711		CIAP17	10/10/2018	0.01986	0.01326
CONSERVATIVE INCOME ALLOCATION PORTFOLIO, SERIES 18	35-2487114	46133X746	46133X779	46133X761	46133X753		CIAP18	1/10/2018	0.03565	0.00806
CONSERVATIVE INCOME ALLOCATION PORTFOLIO, SERIES 18	35-2487114	46133X746	46133X779	46133X761	46133X753		CIAP18	2/10/2018	0.03691	0.00834
CONSERVATIVE INCOME ALLOCATION PORTFOLIO, SERIES 18	35-2487114	46133X746	46133X779	46133X761	46133X753		CIAP18	3/10/2018	0.03091	0.00699
CONSERVATIVE INCOME ALLOCATION PORTFOLIO, SERIES 18	35-2487114	46133X746	46133X779	46133X761	46133X753		CIAP18	4/10/2018	0.03105	0.00702
CONSERVATIVE INCOME ALLOCATION PORTFOLIO, SERIES 18	35-2487114	46133X746	46133X779	46133X761	46133X753		CIAP18	5/10/2018	0.03731	0.00843
CONSERVATIVE INCOME ALLOCATION PORTFOLIO, SERIES 18	35-2487114	46133X746	46133X779	46133X761	46133X753		CIAP18	6/10/2018	0.03335	0.00754
CONSERVATIVE INCOME ALLOCATION PORTFOLIO, SERIES 18	35-2487114	46133X746	46133X779	46133X761	46133X753		CIAP18	7/10/2018	0.03086	0.00697
CONSERVATIVE INCOME ALLOCATION PORTFOLIO, SERIES 18	35-2487114	46133X746	46133X779	46133X761	46133X753		CIAP18	8/10/2018	0.03680	0.00832
CONSERVATIVE INCOME ALLOCATION PORTFOLIO, SERIES 18	35-2487114	46133X746	46133X779	46133X761	46133X753		CIAP18	8/10/2018	0.33858	0.33574
CONSERVATIVE INCOME ALLOCATION PORTFOLIO, SERIES 18	35-2487114	46133X746	46133X779	46133X761	46133X753		CIAP18	9/10/2018	0.03111	0.00703
CONSERVATIVE INCOME ALLOCATION PORTFOLIO, SERIES 18	35-2487114	46133X746	46133X779	46133X761	46133X753		CIAP18	10/10/2018	0.02955	0.00668
CONSERVATIVE INCOME ALLOCATION PORTFOLIO, SERIES 18	35-2487114	46133X746	46133X779	46133X761	46133X753		CIAP18	11/10/2018	0.03682	0.00832
CONSERVATIVE INCOME ALLOCATION PORTFOLIO, SERIES 18	35-2487114	46133X746	46133X779	46133X761	46133X753		CIAP18	12/10/2018	0.03094	0.00699
CENTRAL EQUITY TRUST, DIVERSIFIED INCOME SERIES 2015-2	35-2527574	46135F743	46135F735				CETD152	12/19/2018	0.35340	0.05343
CENTRAL EQUITY TRUST, DIVERSIFIED INCOME SERIES 2015-3	35-2534216	46135H194	46135H186				CETD153	12/19/2018	0.42781	0.06088
CENTRAL EQUITY TRUST, DIVERSIFIED INCOME SERIES 2015-4	35-2539045	46135P550	46135P543				CETD154	6/10/2018	0.01147	0.00062
CENTRAL EQUITY TRUST, DIVERSIFIED INCOME SERIES 2015-4	35-2539045	46135P550	46135P543				CETD154	12/19/2018	0.31492	0.01694
INVESTMENT GRADE MUNICIPAL TRUST INTERMEDIATESERIES 1	26-4674748	46136A107	46136A115				IGIN1	6/10/2018	90.88000	89.38048
INVESTMENT GRADE MUNICIPAL TRUST INTERMEDIATESERIES 1	26-4674748	46136A107	46136A115				IGIN1	9/10/2018	330.64000	325.18444
INVESTMENT GRADE MUNICIPAL TRUST INTERMEDIATESERIES 2	27-0263678	46136A123	46136A131				IGIN2	8/10/2018	35.98000	35.53025
INVESTMENT GRADE MUNICIPAL TRUST INTERMEDIATESERIES 2	27-0263678	46136A123	46136A131				IGIN2	9/10/2018	56.44000	55.73450
INVESTMENT GRADE MUNICIPAL TRUST INTERMEDIATESERIES 2	27-0263678	46136A123	46136A131				IGIN2	10/10/2018	84.65000	83.59188
INVESTMENT GRADE MUNICIPAL TRUST INTERMEDIATESERIES 2	27-0263678	46136A123	46136A131				IGIN2	12/10/2018	107.19000	105.85013
INVESTMENT GRADE MUNICIPAL TRUST INTERMEDIATESERIES 3	27-0461484	46136A149	46136A156				IGIN3	1/10/2018	20.15000	19.85984
INVESTMENT GRADE MUNICIPAL TRUST INTERMEDIATESERIES 3	27-0461484	46136A149	46136A156				IGIN3	2/10/2018	37.43000	36.89101
INVESTMENT GRADE MUNICIPAL TRUST INTERMEDIATESERIES 3	27-0461484	46136A149	46136A156				IGIN3	5/10/2018	60.36000	59.49082
INVESTMENT GRADE MUNICIPAL TRUST INTERMEDIATESERIES 3	27-0461484	46136A149	46136A156				IGIN3	9/10/2018	61.08000	60.20045
INVESTMENT GRADE MUNICIPAL TRUST INTERMEDIATESERIES 4	27-0846979	46136A164	46136A172				IGIN4	1/10/2018	58.59000	57.13697
INVESTMENT GRADE MUNICIPAL TRUST INTERMEDIATESERIES 4	27-0846979	46136A164	46136A172				IGIN4	7/10/2018	113.07000	110.26586
INVESTMENT GRADE MUNICIPAL TRUST INTERMEDIATESERIES 5	27-1069530	46136A180	46136A198				IGIN5	4/10/2018	41.16000	40.88834
INVESTMENT GRADE MUNICIPAL TRUST INTERMEDIATESERIES 5	27-1069530	46136A180	46136A198				IGIN5	7/10/2018	24.48000	24.31843
INVESTMENT GRADE MUNICIPAL TRUST INTERMEDIATESERIES 5	27-1069530	46136A180	46136A198				IGIN5	8/10/2018	64.57000	64.14384
INVESTMENT GRADE MUNICIPAL TRUST INTERMEDIATESERIES 5	27-1069530	46136A180	46136A198				IGIN5	9/10/2018	52.98000	52.63033
INVESTMENT GRADE MUNICIPAL TRUST INTERMEDIATESERIES 6	27-1301591	46136A206	46136A214				IGIN6	7/10/2018	75.98000	73.48026
INVESTMENT GRADE MUNICIPAL TRUST INTERMEDIATESERIES 6	27-1301591	46136A206	46136A214				IGIN6	12/10/2018	20.73000	20.04798
INVESTMENT GRADE MUNICIPAL TRUST INTERMEDIATESERIES 7	27-1629022	46136A222	46136A230				IGIN7	4/10/2018	71.45000	70.92842
INVESTMENT GRADE MUNICIPAL TRUST INTERMEDIATESERIES 7	27-1629022	46136A222	46136A230				IGIN7	6/10/2018	82.70000	82.09629

Issuer's Name	EIN	CUSIP 1	CUSIP 2	CUSIP 3	CUSIP 4	CUSIP 5	Ticker Symbol	Date of Corporate Action	Distribution Per Unit	Per Unit Reduction of Taxpayer's Basis
INVESTMENT GRADE MUNICIPAL TRUST INTERMEDIATESERIES 7	27-1629022	46136A222	46136A230				IGIN7	12/10/2018	29.52000	29.30450
INVESTMENT GRADE MUNICIPAL TRUST INTERMEDIATESERIES 8	27-1789303	46136A248	46136A255				IGIN8	1/10/2018	1.67000	0.01369
INVESTMENT GRADE MUNICIPAL TRUST INTERMEDIATESERIES 8	27-1789303	46136A248	46136A255				IGIN8	2/10/2018	1.67000	0.01369
INVESTMENT GRADE MUNICIPAL TRUST INTERMEDIATESERIES 8	27-1789303	46136A248	46136A255				IGIN8	3/10/2018	1.71000	0.01402
INVESTMENT GRADE MUNICIPAL TRUST INTERMEDIATESERIES 8	27-1789303	46136A248	46136A255				IGIN8	4/10/2018	1.66000	0.01361
INVESTMENT GRADE MUNICIPAL TRUST INTERMEDIATESERIES 8	27-1789303	46136A248	46136A255				IGIN8	4/10/2018	50.80000	50.80000
INVESTMENT GRADE MUNICIPAL TRUST INTERMEDIATESERIES 8	27-1789303	46136A248	46136A255				IGIN8	5/10/2018	1.41000	0.01156
INVESTMENT GRADE MUNICIPAL TRUST INTERMEDIATESERIES 8	27-1789303	46136A248	46136A255				IGIN8	6/10/2018	1.43000	0.01173
INVESTMENT GRADE MUNICIPAL TRUST INTERMEDIATESERIES 8	27-1789303	46136A248	46136A255				IGIN8	7/10/2018	1.45000	0.01189
INVESTMENT GRADE MUNICIPAL TRUST INTERMEDIATESERIES 8	27-1789303	46136A248	46136A255				IGIN8	8/10/2018	1.30000	0.01066
INVESTMENT GRADE MUNICIPAL TRUST INTERMEDIATESERIES 8	27-1789303	46136A248	46136A255				IGIN8	8/10/2018	35.64000	35.64000
INVESTMENT GRADE MUNICIPAL TRUST INTERMEDIATESERIES 8	27-1789303	46136A248	46136A255				IGIN8	9/10/2018	1.23000	0.01009
INVESTMENT GRADE MUNICIPAL TRUST INTERMEDIATESERIES 8	27-1789303	46136A248	46136A255				IGIN8	9/10/2018	25.73000	25.73000
INVESTMENT GRADE MUNICIPAL TRUST INTERMEDIATESERIES 8	27-1789303	46136A248	46136A255				IGIN8	10/10/2018	1.14000	0.00935
INVESTMENT GRADE MUNICIPAL TRUST INTERMEDIATESERIES 8	27-1789303	46136A248	46136A255				IGIN8	11/10/2018	1.15000	0.00943
INVESTMENT GRADE MUNICIPAL TRUST INTERMEDIATESERIES 8	27-1789303	46136A248	46136A255				IGIN8	12/10/2018	1.14000	0.00935
INVESTMENT GRADE MUNI TRUST INTERMEDIATE SRS 9	27-1981824	46136A263	46136A271				IGIN9	1/10/2018	1.16000	0.08352
INVESTMENT GRADE MUNI TRUST INTERMEDIATE SRS 9	27-1981824	46136A263	46136A271				IGIN9	2/10/2018	1.07000	0.07704
INVESTMENT GRADE MUNI TRUST INTERMEDIATE SRS 9	27-1981824	46136A263	46136A271				IGIN9	2/10/2018	25.16000	24.47816
INVESTMENT GRADE MUNI TRUST INTERMEDIATE SRS 9	27-1981824	46136A263	46136A271				IGIN9	3/10/2018	1.04000	0.07488
INVESTMENT GRADE MUNI TRUST INTERMEDIATE SRS 9	27-1981824	46136A263	46136A271				IGIN9	4/10/2018	1.05000	0.07560
INVESTMENT GRADE MUNI TRUST INTERMEDIATE SRS 9	27-1981824	46136A263	46136A271				IGIN9	5/10/2018	1.07000	0.07704
INVESTMENT GRADE MUNI TRUST INTERMEDIATE SRS 9	27-1981824	46136A263	46136A271				IGIN9	6/10/2018	1.05000	0.07560
INVESTMENT GRADE MUNI TRUST INTERMEDIATE SRS 9	27-1981824	46136A263	46136A271				IGIN9	7/10/2018	1.00000	0.07200
INVESTMENT GRADE MUNI TRUST INTERMEDIATE SRS 9	27-1981824	46136A263	46136A271				IGIN9	7/10/2018	34.50000	33.56505
INVESTMENT GRADE MUNI TRUST INTERMEDIATE SRS 9	27-1981824	46136A263	46136A271				IGIN9	8/10/2018	0.92000	0.06624
INVESTMENT GRADE MUNI TRUST INTERMEDIATE SRS 9	27-1981824	46136A263	46136A271				IGIN9	9/10/2018	0.93000	0.06696
INVESTMENT GRADE MUNI TRUST INTERMEDIATE SRS 9	27-1981824	46136A263	46136A271				IGIN9	10/10/2018	0.94000	0.06768
INVESTMENT GRADE MUNI TRUST INTERMEDIATE SRS 9	27-1981824	46136A263	46136A271				IGIN9	11/10/2018	0.94000	0.06768
INVESTMENT GRADE MUNI TRUST INTERMEDIATE SRS 9	27-1981824	46136A263	46136A271				IGIN9	12/10/2018	0.96000	0.06912
INVESTMENT GRADE MUNICIPAL TRUST INTERMEDIATESERIES 10	27-2373432	46136A289	46136A297				IGIN10	1/10/2018	2.21000	0.13569
INVESTMENT GRADE MUNICIPAL TRUST INTERMEDIATESERIES 10	27-2373432	46136A289	46136A297				IGIN10	2/10/2018	2.23000	0.13692
INVESTMENT GRADE MUNICIPAL TRUST INTERMEDIATESERIES 10	27-2373432	46136A289	46136A297				IGIN10	3/10/2018	2.26000	0.13876
INVESTMENT GRADE MUNICIPAL TRUST INTERMEDIATESERIES 10	27-2373432	46136A289	46136A297				IGIN10	4/10/2018	2.32000	0.14245
INVESTMENT GRADE MUNICIPAL TRUST INTERMEDIATESERIES 10	27-2373432	46136A289	46136A297				IGIN10	5/10/2018	2.21000	0.13569
INVESTMENT GRADE MUNICIPAL TRUST INTERMEDIATESERIES 10	27-2373432	46136A289	46136A297				IGIN10	6/10/2018	2.24000	0.13754
INVESTMENT GRADE MUNICIPAL TRUST INTERMEDIATESERIES 10	27-2373432	46136A289	46136A297				IGIN10	7/10/2018	2.23000	0.13692
INVESTMENT GRADE MUNICIPAL TRUST INTERMEDIATESERIES 10	27-2373432	46136A289	46136A297				IGIN10	8/10/2018	2.24000	0.13754
INVESTMENT GRADE MUNICIPAL TRUST INTERMEDIATESERIES 10	27-2373432	46136A289	46136A297				IGIN10	9/10/2018	2.23000	0.13692
INVESTMENT GRADE MUNICIPAL TRUST INTERMEDIATESERIES 10	27-2373432	46136A289	46136A297				IGIN10	10/10/2018	2.20000	0.13508
INVESTMENT GRADE MUNICIPAL TRUST INTERMEDIATESERIES 10	27-2373432	46136A289	46136A297				IGIN10	11/10/2018	2.20000	0.13508
INVESTMENT GRADE MUNICIPAL TRUST INTERMEDIATESERIES 10	27-2373432	46136A289	46136A297				IGIN10	12/10/2018	2.20000	0.13508
INVESTMENT GRADE MUNICIPAL TRUST INTERMEDIATESERIES 11	27-2891394	46136A305	46136A313				IGIN11	1/10/2018	2.40000	0.29184
INVESTMENT GRADE MUNICIPAL TRUST INTERMEDIATESERIES 11	27-2891394	46136A305	46136A313				IGIN11	2/10/2018	2.43000	0.29549
INVESTMENT GRADE MUNICIPAL TRUST INTERMEDIATESERIES 11	27-2891394	46136A305	46136A313				IGIN11	3/10/2018	2.42000	0.29427
INVESTMENT GRADE MUNICIPAL TRUST INTERMEDIATESERIES 11	27-2891394	46136A305	46136A313				IGIN11	4/10/2018	2.44000	0.29670
INVESTMENT GRADE MUNICIPAL TRUST INTERMEDIATESERIES 11	27-2891394	46136A305	46136A313				IGIN11	5/10/2018	2.37000	0.28819
INVESTMENT GRADE MUNICIPAL TRUST INTERMEDIATESERIES 11	27-2891394	46136A305	46136A313				IGIN11	6/10/2018	2.37000	0.28819
INVESTMENT GRADE MUNICIPAL TRUST INTERMEDIATESERIES 11	27-2891394	46136A305	46136A313				IGIN11	7/10/2018	2.37000	0.28819
INVESTMENT GRADE MUNICIPAL TRUST INTERMEDIATESERIES 11	27-2891394	46136A305	46136A313				IGIN11	8/10/2018	2.38000	0.28941
INVESTMENT GRADE MUNICIPAL TRUST INTERMEDIATESERIES 11	27-2891394	46136A305	46136A313				IGIN11	9/10/2018	2.39000	0.29062
INVESTMENT GRADE MUNICIPAL TRUST INTERMEDIATESERIES 11	27-2891394	46136A305	46136A313				IGIN11	10/10/2018	2.41000	0.29306
INVESTMENT GRADE MUNICIPAL TRUST INTERMEDIATESERIES 11	27-2891394	46136A305	46136A313				IGIN11	11/10/2018	2.36000	0.28698
INVESTMENT GRADE MUNICIPAL TRUST INTERMEDIATESERIES 11	27-2891394	46136A305	46136A313				IGIN11	12/10/2018	2.36000	0.28698
INVESTMENT GRADE MUNICIPAL TRUST INTERMEDIATESERIES 12	27-3079370	46136A321	46136A339				IGIN12	1/10/2018	2.34000	0.11232
INVESTMENT GRADE MUNICIPAL TRUST INTERMEDIATESERIES 12	27-3079370	46136A321	46136A339				IGIN12	2/10/2018	2.35000	0.11280
INVESTMENT GRADE MUNICIPAL TRUST INTERMEDIATESERIES 12	27-3079370	46136A321	46136A339				IGIN12	3/10/2018	2.35000	0.11280
INVESTMENT GRADE MUNICIPAL TRUST INTERMEDIATESERIES 12	27-3079370	46136A321	46136A339				IGIN12	4/10/2018	2.34000	0.11232
INVESTMENT GRADE MUNICIPAL TRUST INTERMEDIATESERIES 12	27-3079370	46136A321	46136A339				IGIN12	5/10/2018	2.30000	0.11040
INVESTMENT GRADE MUNICIPAL TRUST INTERMEDIATESERIES 12	27-3079370	46136A321	46136A339				IGIN12	6/10/2018	2.27000	0.10896
INVESTMENT GRADE MUNICIPAL TRUST INTERMEDIATESERIES 12	27-3079370	46136A321	46136A339				IGIN12	6/10/2018	28.46000	26.36819
INVESTMENT GRADE MUNICIPAL TRUST INTERMEDIATESERIES 12	27-3079370	46136A321	46136A339				IGIN12	7/10/2018	2.18000	0.10464

Issuer's Name	EIN	CUSIP 1	CUSIP 2	CUSIP 3	CUSIP 4	CUSIP 5	Ticker Symbol	Date of Corporate Action	Distribution Per Unit	Per Unit Reduction of Taxpayer's Basis
INVESTMENT GRADE MUNICIPAL TRUST INTERMEDIATESERIES 12	27-3079370	46136A321	46136A339				IGIN12	8/10/2018	2.19000	0.10512
INVESTMENT GRADE MUNICIPAL TRUST INTERMEDIATESERIES 12	27-3079370	46136A321	46136A339				IGIN12	9/10/2018	2.15000	0.10320
INVESTMENT GRADE MUNICIPAL TRUST INTERMEDIATESERIES 12	27-3079370	46136A321	46136A339				IGIN12	9/10/2018	31.13000	28.84195
INVESTMENT GRADE MUNICIPAL TRUST INTERMEDIATESERIES 12	27-3079370	46136A321	46136A339				IGIN12	10/10/2018	2.05000	0.09840
INVESTMENT GRADE MUNICIPAL TRUST INTERMEDIATESERIES 12	27-3079370	46136A321	46136A339				IGIN12	11/10/2018	2.06000	0.09888
INVESTMENT GRADE MUNICIPAL TRUST INTERMEDIATESERIES 12	27-3079370	46136A321	46136A339				IGIN12	12/10/2018	2.12000	0.10176
INVESTMENT GRADE MUNICIPAL TRUST INTERMEDIATESERIES 13	27-3416736	46136A347	46136A354				IGIN13	1/10/2018	1.54000	0.10996
INVESTMENT GRADE MUNICIPAL TRUST INTERMEDIATESERIES 13	27-3416736	46136A347	46136A354				IGIN13	2/10/2018	1.57000	0.11210
INVESTMENT GRADE MUNICIPAL TRUST INTERMEDIATESERIES 13	27-3416736	46136A347	46136A354				IGIN13	3/10/2018	1.54000	0.10996
INVESTMENT GRADE MUNICIPAL TRUST INTERMEDIATESERIES 13	27-3416736	46136A347	46136A354				IGIN13	4/10/2018	1.55000	0.11067
INVESTMENT GRADE MUNICIPAL TRUST INTERMEDIATESERIES 13	27-3416736	46136A347	46136A354				IGIN13	5/10/2018	1.56000	0.11138
INVESTMENT GRADE MUNICIPAL TRUST INTERMEDIATESERIES 13	27-3416736	46136A347	46136A354				IGIN13	6/10/2018	1.55000	0.11067
INVESTMENT GRADE MUNICIPAL TRUST INTERMEDIATESERIES 13	27-3416736	46136A347	46136A354				IGIN13	7/10/2018	1.54000	0.10996
INVESTMENT GRADE MUNICIPAL TRUST INTERMEDIATESERIES 13	27-3416736	46136A347	46136A354				IGIN13	8/10/2018	1.54000	0.10996
INVESTMENT GRADE MUNICIPAL TRUST INTERMEDIATESERIES 13	27-3416736	46136A347	46136A354				IGIN13	9/10/2018	1.56000	0.11138
INVESTMENT GRADE MUNICIPAL TRUST INTERMEDIATESERIES 13	27-3416736	46136A347	46136A354				IGIN13	10/10/2018	1.52000	0.10853
INVESTMENT GRADE MUNICIPAL TRUST INTERMEDIATESERIES 13	27-3416736	46136A347	46136A354				IGIN13	11/10/2018	1.51000	0.10781
INVESTMENT GRADE MUNICIPAL TRUST INTERMEDIATESERIES 13	27-3416736	46136A347	46136A354				IGIN13	12/10/2018	1.53000	0.10924
INVESTMENT GRADE MUNICIPAL TRUST INTERMEDIATESERIES 14	27-3715809	46136A362	46136A370				IGIN14	1/10/2018	2.85000	0.50189
INVESTMENT GRADE MUNICIPAL TRUST INTERMEDIATESERIES 14	27-3715809	46136A362	46136A370				IGIN14	1/10/2018	42.70000	42.60606
INVESTMENT GRADE MUNICIPAL TRUST INTERMEDIATESERIES 14	27-3715809	46136A362	46136A370				IGIN14	2/10/2018	2.69000	0.47371
INVESTMENT GRADE MUNICIPAL TRUST INTERMEDIATESERIES 14	27-3715809	46136A362	46136A370				IGIN14	3/10/2018	2.68000	0.47195
INVESTMENT GRADE MUNICIPAL TRUST INTERMEDIATESERIES 14	27-3715809	46136A362	46136A370				IGIN14	4/10/2018	2.68000	0.47195
INVESTMENT GRADE MUNICIPAL TRUST INTERMEDIATESERIES 14	27-3715809	46136A362	46136A370				IGIN14	5/10/2018	2.68000	0.47195
INVESTMENT GRADE MUNICIPAL TRUST INTERMEDIATESERIES 14	27-3715809	46136A362	46136A370				IGIN14	6/10/2018	2.68000	0.47195
INVESTMENT GRADE MUNICIPAL TRUST INTERMEDIATESERIES 14	27-3715809	46136A362	46136A370				IGIN14	7/10/2018	2.70000	0.47547
INVESTMENT GRADE MUNICIPAL TRUST INTERMEDIATESERIES 14	27-3715809	46136A362	46136A370				IGIN14	8/10/2018	2.68000	0.47195
INVESTMENT GRADE MUNICIPAL TRUST INTERMEDIATESERIES 14	27-3715809	46136A362	46136A370				IGIN14	8/10/2018	43.78000	43.68368
INVESTMENT GRADE MUNICIPAL TRUST INTERMEDIATESERIES 14	27-3715809	46136A362	46136A370				IGIN14	9/10/2018	2.53000	0.44553
INVESTMENT GRADE MUNICIPAL TRUST INTERMEDIATESERIES 14	27-3715809	46136A362	46136A370				IGIN14	10/10/2018	2.51000	0.44201
INVESTMENT GRADE MUNICIPAL TRUST INTERMEDIATESERIES 14	27-3715809	46136A362	46136A370				IGIN14	10/10/2018	21.37000	21.32299
INVESTMENT GRADE MUNICIPAL TRUST INTERMEDIATESERIES 14	27-3715809	46136A362	46136A370				IGIN14	11/10/2018	2.45000	0.43145
INVESTMENT GRADE MUNICIPAL TRUST INTERMEDIATESERIES 14	27-3715809	46136A362	46136A370				IGIN14	12/10/2018	2.44000	0.42968
INVESTMENT GRADE MUNICIPAL TRUST INTERMEDIATESERIES 15	27-3981982	46136A388	46136A396				IGIN15	1/10/2018	147.28000	146.76452
INVESTMENT GRADE MUNICIPAL TRUST INTERMEDIATESERIES 15	27-3981982	46136A388	46136A396				IGIN15	5/10/2018	60.66000	60.44769
INVESTMENT GRADE MUNICIPAL TRUST INTERMEDIATESERIES 16	27-4278556	46136A404	46136A412				IGIN16	1/10/2018	2.88000	0.04723
INVESTMENT GRADE MUNICIPAL TRUST INTERMEDIATESERIES 16	27-4278556	46136A404	46136A412				IGIN16	2/10/2018	2.86000	0.04690
INVESTMENT GRADE MUNICIPAL TRUST INTERMEDIATESERIES 16	27-4278556	46136A404	46136A412				IGIN16	3/10/2018	2.84000	0.04658
INVESTMENT GRADE MUNICIPAL TRUST INTERMEDIATESERIES 16	27-4278556	46136A404	46136A412				IGIN16	4/10/2018	2.84000	0.04658
INVESTMENT GRADE MUNICIPAL TRUST INTERMEDIATESERIES 16	27-4278556	46136A404	46136A412				IGIN16	5/10/2018	2.83000	0.04641
INVESTMENT GRADE MUNICIPAL TRUST INTERMEDIATESERIES 16	27-4278556	46136A404	46136A412				IGIN16	6/10/2018	2.82000	0.04625
INVESTMENT GRADE MUNICIPAL TRUST INTERMEDIATESERIES 16	27-4278556	46136A404	46136A412				IGIN16	7/10/2018	2.84000	0.04658
INVESTMENT GRADE MUNICIPAL TRUST INTERMEDIATESERIES 16	27-4278556	46136A404	46136A412				IGIN16	8/10/2018	2.83000	0.04641
INVESTMENT GRADE MUNICIPAL TRUST INTERMEDIATESERIES 16	27-4278556	46136A404	46136A412				IGIN16	9/10/2018	2.78000	0.04559
INVESTMENT GRADE MUNICIPAL TRUST INTERMEDIATESERIES 16	27-4278556	46136A404	46136A412				IGIN16	9/10/2018	37.52000	30.86020
INVESTMENT GRADE MUNICIPAL TRUST INTERMEDIATESERIES 16	27-4278556	46136A404	46136A412				IGIN16	10/10/2018	2.65000	0.04346
INVESTMENT GRADE MUNICIPAL TRUST INTERMEDIATESERIES 16	27-4278556	46136A404	46136A412				IGIN16	11/10/2018	2.68000	0.04395
INVESTMENT GRADE MUNICIPAL TRUST INTERMEDIATESERIES 16	27-4278556	46136A404	46136A412				IGIN16	12/10/2018	2.66000	0.04362
INVESTMENT GRADE MUNICIPAL TRUST INTERMEDIATESERIES 17	27-4983588	46136A420	46136A438				IGIN17	1/10/2018	3.18000	0.01876
INVESTMENT GRADE MUNICIPAL TRUST INTERMEDIATESERIES 17	27-4983588	46136A420	46136A438				IGIN17	2/10/2018	3.18000	0.01876
INVESTMENT GRADE MUNICIPAL TRUST INTERMEDIATESERIES 17	27-4983588	46136A420	46136A438				IGIN17	3/10/2018	3.15000	0.01859
INVESTMENT GRADE MUNICIPAL TRUST INTERMEDIATESERIES 17	27-4983588	46136A420	46136A438				IGIN17	4/10/2018	3.16000	0.01864
INVESTMENT GRADE MUNICIPAL TRUST INTERMEDIATESERIES 17	27-4983588	46136A420	46136A438				IGIN17	5/10/2018	3.18000	0.01876
INVESTMENT GRADE MUNICIPAL TRUST INTERMEDIATESERIES 17	27-4983588	46136A420	46136A438				IGIN17	6/10/2018	3.18000	0.01876
INVESTMENT GRADE MUNICIPAL TRUST INTERMEDIATESERIES 17	27-4983588	46136A420	46136A438				IGIN17	7/10/2018	3.08000	0.01817
INVESTMENT GRADE MUNICIPAL TRUST INTERMEDIATESERIES 17	27-4983588	46136A420	46136A438				IGIN17	7/10/2018	72.24000	70.46290
INVESTMENT GRADE MUNICIPAL TRUST INTERMEDIATESERIES 17	27-4983588	46136A420	46136A438				IGIN17	8/10/2018	2.85000	0.01682
INVESTMENT GRADE MUNICIPAL TRUST INTERMEDIATESERIES 17	27-4983588	46136A420	46136A438				IGIN17	9/10/2018	2.86000	0.01687
INVESTMENT GRADE MUNICIPAL TRUST INTERMEDIATESERIES 17	27-4983588	46136A420	46136A438				IGIN17	10/10/2018	2.89000	0.01705
INVESTMENT GRADE MUNICIPAL TRUST INTERMEDIATESERIES 17	27-4983588	46136A420	46136A438				IGIN17	11/10/2018	2.87000	0.01693
INVESTMENT GRADE MUNICIPAL TRUST INTERMEDIATESERIES 17	27-4983588	46136A420	46136A438				IGIN17	12/10/2018	2.88000	0.01699

Issuer's Name	EIN	CUSIP 1	CUSIP 2	CUSIP 3	CUSIP 4	CUSIP 5	Ticker Symbol	Date of Corporate Action	Distribution Per Unit	Per Unit Reduction of Taxpayer's Basis
INVESTMENT GRADE MUNICIPAL TRUST INTERMEDIATE SER18	45-0612901	46136A446	46136A453				IGIN18	3/10/2018	18.83000	18.67183
INVESTMENT GRADE MUNICIPAL TRUST INTERMEDIATE SER18	45-0612901	46136A446	46136A453				IGIN18	7/10/2018	46.36000	45.97058
INVESTMENT GRADE MUNICIPAL TRUST INTERMEDIATE SER18	45-0612901	46136A446	46136A453				IGIN18	10/10/2018	48.95000	48.53882
INVESTMENT GRADE MUNICIPAL TRUST INTERMEDIATESERIES 19	45-1801100	46136A461	46136A479				IGIN19	1/10/2018	2.78000	0.12454
INVESTMENT GRADE MUNICIPAL TRUST INTERMEDIATESERIES 19	45-1801100	46136A461	46136A479				IGIN19	2/10/2018	2.77000	0.12410
INVESTMENT GRADE MUNICIPAL TRUST INTERMEDIATESERIES 19	45-1801100	46136A461	46136A479				IGIN19	3/10/2018	2.78000	0.12454
INVESTMENT GRADE MUNICIPAL TRUST INTERMEDIATESERIES 19	45-1801100	46136A461	46136A479				IGIN19	4/10/2018	2.78000	0.12454
INVESTMENT GRADE MUNICIPAL TRUST INTERMEDIATESERIES 19	45-1801100	46136A461	46136A479				IGIN19	5/10/2018	2.78000	0.12454
INVESTMENT GRADE MUNICIPAL TRUST INTERMEDIATESERIES 19	45-1801100	46136A461	46136A479				IGIN19	6/10/2018	2.79000	0.12499
INVESTMENT GRADE MUNICIPAL TRUST INTERMEDIATESERIES 19	45-1801100	46136A461	46136A479				IGIN19	7/10/2018	2.75000	0.12320
INVESTMENT GRADE MUNICIPAL TRUST INTERMEDIATESERIES 19	45-1801100	46136A461	46136A479				IGIN19	7/10/2018	63.51000	62.93841
INVESTMENT GRADE MUNICIPAL TRUST INTERMEDIATESERIES 19	45-1801100	46136A461	46136A479				IGIN19	8/10/2018	2.47000	0.11066
INVESTMENT GRADE MUNICIPAL TRUST INTERMEDIATESERIES 19	45-1801100	46136A461	46136A479				IGIN19	9/10/2018	2.50000	0.11200
INVESTMENT GRADE MUNICIPAL TRUST INTERMEDIATESERIES 19	45-1801100	46136A461	46136A479				IGIN19	10/10/2018	2.51000	0.11245
INVESTMENT GRADE MUNICIPAL TRUST INTERMEDIATESERIES 19	45-1801100	46136A461	46136A479				IGIN19	11/10/2018	2.48000	0.11110
INVESTMENT GRADE MUNICIPAL TRUST INTERMEDIATESERIES 19	45-1801100	46136A461	46136A479				IGIN19	12/10/2018	2.54000	0.11379
INVESTMENT GRADE MUNICIPAL TRUST INTERMEDIATESERIES 20	45-2314098	46136A487	46136A495				IGIN20	1/10/2018	2.27000	0.14846
INVESTMENT GRADE MUNICIPAL TRUST INTERMEDIATESERIES 20	45-2314098	46136A487	46136A495				IGIN20	2/10/2018	2.29000	0.14977
INVESTMENT GRADE MUNICIPAL TRUST INTERMEDIATESERIES 20	45-2314098	46136A487	46136A495				IGIN20	3/10/2018	2.31000	0.15107
INVESTMENT GRADE MUNICIPAL TRUST INTERMEDIATESERIES 20	45-2314098	46136A487	46136A495				IGIN20	4/10/2018	2.28000	0.14911
INVESTMENT GRADE MUNICIPAL TRUST INTERMEDIATESERIES 20	45-2314098	46136A487	46136A495				IGIN20	5/10/2018	2.28000	0.14911
INVESTMENT GRADE MUNICIPAL TRUST INTERMEDIATESERIES 20	45-2314098	46136A487	46136A495				IGIN20	6/10/2018	2.27000	0.14846
INVESTMENT GRADE MUNICIPAL TRUST INTERMEDIATESERIES 20	45-2314098	46136A487	46136A495				IGIN20	7/10/2018	2.25000	0.14715
INVESTMENT GRADE MUNICIPAL TRUST INTERMEDIATESERIES 20	45-2314098	46136A487	46136A495				IGIN20	7/10/2018	14.80000	13.49464
INVESTMENT GRADE MUNICIPAL TRUST INTERMEDIATESERIES 20	45-2314098	46136A487	46136A495				IGIN20	8/10/2018	2.20000	0.14388
INVESTMENT GRADE MUNICIPAL TRUST INTERMEDIATESERIES 20	45-2314098	46136A487	46136A495				IGIN20	9/10/2018	2.20000	0.14388
INVESTMENT GRADE MUNICIPAL TRUST INTERMEDIATESERIES 20	45-2314098	46136A487	46136A495				IGIN20	10/10/2018	2.22000	0.14519
INVESTMENT GRADE MUNICIPAL TRUST INTERMEDIATESERIES 20	45-2314098	46136A487	46136A495				IGIN20	11/10/2018	2.18000	0.14257
INVESTMENT GRADE MUNICIPAL TRUST INTERMEDIATESERIES 20	45-2314098	46136A487	46136A495				IGIN20	12/10/2018	2.20000	0.14388
INVESTMENT GRADE MUNICIPAL TRUST INTERMEDIATESERIES 21	45-2531765	46136A503	46136A511				IGIN21	1/10/2018	3.34000	0.28958
INVESTMENT GRADE MUNICIPAL TRUST INTERMEDIATESERIES 21	45-2531765	46136A503	46136A511				IGIN21	2/10/2018	3.26000	0.28264
INVESTMENT GRADE MUNICIPAL TRUST INTERMEDIATESERIES 21	45-2531765	46136A503	46136A511				IGIN21	2/10/2018	46.51000	46.51000
INVESTMENT GRADE MUNICIPAL TRUST INTERMEDIATESERIES 21	45-2531765	46136A503	46136A511				IGIN21	3/10/2018	2.85000	0.24710
INVESTMENT GRADE MUNICIPAL TRUST INTERMEDIATESERIES 21	45-2531765	46136A503	46136A511				IGIN21	3/10/2018	62.99000	62.99000
INVESTMENT GRADE MUNICIPAL TRUST INTERMEDIATESERIES 21	45-2531765	46136A503	46136A511				IGIN21	4/10/2018	2.82000	0.24449
INVESTMENT GRADE MUNICIPAL TRUST INTERMEDIATESERIES 21	45-2531765	46136A503	46136A511				IGIN21	5/10/2018	2.83000	0.24536
INVESTMENT GRADE MUNICIPAL TRUST INTERMEDIATESERIES 21	45-2531765	46136A503	46136A511				IGIN21	6/10/2018	2.82000	0.24449
INVESTMENT GRADE MUNICIPAL TRUST INTERMEDIATESERIES 21	45-2531765	46136A503	46136A511				IGIN21	7/10/2018	2.82000	0.24449
INVESTMENT GRADE MUNICIPAL TRUST INTERMEDIATESERIES 21	45-2531765	46136A503	46136A511				IGIN21	7/10/2018	9.55000	9.55000
INVESTMENT GRADE MUNICIPAL TRUST INTERMEDIATESERIES 21	45-2531765	46136A503	46136A511				IGIN21	8/10/2018	2.77000	0.24016
INVESTMENT GRADE MUNICIPAL TRUST INTERMEDIATESERIES 21	45-2531765	46136A503	46136A511				IGIN21	9/10/2018	2.70000	0.23409
INVESTMENT GRADE MUNICIPAL TRUST INTERMEDIATESERIES 21	45-2531765	46136A503	46136A511				IGIN21	9/10/2018	20.33000	20.33000
INVESTMENT GRADE MUNICIPAL TRUST INTERMEDIATESERIES 21	45-2531765	46136A503	46136A511				IGIN21	10/10/2018	2.68000	0.23236
INVESTMENT GRADE MUNICIPAL TRUST INTERMEDIATESERIES 21	45-2531765	46136A503	46136A511				IGIN21	11/10/2018	2.68000	0.23236
INVESTMENT GRADE MUNICIPAL TRUST INTERMEDIATESERIES 21	45-2531765	46136A503	46136A511				IGIN21	12/10/2018	2.70000	0.23409
INVESTMENT GRADE MUNICIPAL TRUST INTERMEDIATESERIES 22	45-2783045	46136A529	46136A537				IGIN22	1/10/2018	3.03000	0.50025
INVESTMENT GRADE MUNICIPAL TRUST INTERMEDIATESERIES 22	45-2783045	46136A529	46136A537				IGIN22	2/10/2018	3.04000	0.50190
INVESTMENT GRADE MUNICIPAL TRUST INTERMEDIATESERIES 22	45-2783045	46136A529	46136A537				IGIN22	3/10/2018	3.04000	0.50190
INVESTMENT GRADE MUNICIPAL TRUST INTERMEDIATESERIES 22	45-2783045	46136A529	46136A537				IGIN22	4/10/2018	2.99000	0.49365
INVESTMENT GRADE MUNICIPAL TRUST INTERMEDIATESERIES 22	45-2783045	46136A529	46136A537				IGIN22	4/10/2018	23.84000	23.55154
INVESTMENT GRADE MUNICIPAL TRUST INTERMEDIATESERIES 22	45-2783045	46136A529	46136A537				IGIN22	5/10/2018	2.92000	0.48209
INVESTMENT GRADE MUNICIPAL TRUST INTERMEDIATESERIES 22	45-2783045	46136A529	46136A537				IGIN22	6/10/2018	2.92000	0.48209
INVESTMENT GRADE MUNICIPAL TRUST INTERMEDIATESERIES 22	45-2783045	46136A529	46136A537				IGIN22	7/10/2018	2.93000	0.48374
INVESTMENT GRADE MUNICIPAL TRUST INTERMEDIATESERIES 22	45-2783045	46136A529	46136A537				IGIN22	7/10/2018	13.20000	13.04028
INVESTMENT GRADE MUNICIPAL TRUST INTERMEDIATESERIES 22	45-2783045	46136A529	46136A537				IGIN22	8/10/2018	2.85000	0.47054
INVESTMENT GRADE MUNICIPAL TRUST INTERMEDIATESERIES 22	45-2783045	46136A529	46136A537				IGIN22	9/10/2018	2.87000	0.47384
INVESTMENT GRADE MUNICIPAL TRUST INTERMEDIATESERIES 22	45-2783045	46136A529	46136A537				IGIN22	10/10/2018	2.80000	0.46228
INVESTMENT GRADE MUNICIPAL TRUST INTERMEDIATESERIES 22	45-2783045	46136A529	46136A537				IGIN22	10/10/2018	35.54000	35.10997
INVESTMENT GRADE MUNICIPAL TRUST INTERMEDIATESERIES 22	45-2783045	46136A529	46136A537				IGIN22	11/10/2018	2.69000	0.44412
INVESTMENT GRADE MUNICIPAL TRUST INTERMEDIATESERIES 22	45-2783045	46136A529	46136A537				IGIN22	12/10/2018	2.71000	0.44742
INVESTMENT GRADE MUNICIPAL TRUST INTERMEDIATESERIES 23	45-2987263	46136A545	46136A552				IGIN23	1/10/2018	2.22000	0.41914
INVESTMENT GRADE MUNICIPAL TRUST INTERMEDIATESERIES 23	45-2987263	46136A545	46136A552				IGIN23	2/10/2018	2.24000	0.42291

Issuer's Name	EIN	CUSIP 1	CUSIP 2	CUSIP 3	CUSIP 4	CUSIP 5	Ticker Symbol	Date of Corporate Action	Distribution Per Unit	Per Unit Reduction of Taxpayer's Basis
INVESTMENT GRADE MUNICIPAL TRUST INTERMEDIATESERIES 23	45-2987263	46136A545	46136A552				IGIN23	3/10/2018	2.25000	0.42480
INVESTMENT GRADE MUNICIPAL TRUST INTERMEDIATESERIES 23	45-2987263	46136A545	46136A552				IGIN23	4/10/2018	2.25000	0.42480
INVESTMENT GRADE MUNICIPAL TRUST INTERMEDIATESERIES 23	45-2987263	46136A545	46136A552				IGIN23	5/10/2018	2.24000	0.42291
INVESTMENT GRADE MUNICIPAL TRUST INTERMEDIATESERIES 23	45-2987263	46136A545	46136A552				IGIN23	6/10/2018	2.22000	0.41914
INVESTMENT GRADE MUNICIPAL TRUST INTERMEDIATESERIES 23	45-2987263	46136A545	46136A552				IGIN23	7/10/2018	2.23000	0.42102
INVESTMENT GRADE MUNICIPAL TRUST INTERMEDIATESERIES 23	45-2987263	46136A545	46136A552				IGIN23	8/10/2018	2.22000	0.41914
INVESTMENT GRADE MUNICIPAL TRUST INTERMEDIATESERIES 23	45-2987263	46136A545	46136A552				IGIN23	9/10/2018	2.25000	0.42480
INVESTMENT GRADE MUNICIPAL TRUST INTERMEDIATESERIES 23	45-2987263	46136A545	46136A552				IGIN23	10/10/2018	2.22000	0.41914
INVESTMENT GRADE MUNICIPAL TRUST INTERMEDIATESERIES 23	45-2987263	46136A545	46136A552				IGIN23	11/10/2018	2.21000	0.41725
INVESTMENT GRADE MUNICIPAL TRUST INTERMEDIATESERIES 23	45-2987263	46136A545	46136A552				IGIN23	12/10/2018	2.21000	0.41725
INVESTMENT GRADE MUNICIPAL TRUST INTERMEDIATESERIES 24	45-3336408	46136A560	46136A578				IGIN24	1/10/2018	2.12000	0.36740
INVESTMENT GRADE MUNICIPAL TRUST INTERMEDIATESERIES 24	45-3336408	46136A560	46136A578				IGIN24	2/10/2018	2.14000	0.37086
INVESTMENT GRADE MUNICIPAL TRUST INTERMEDIATESERIES 24	45-3336408	46136A560	46136A578				IGIN24	3/10/2018	2.18000	0.37779
INVESTMENT GRADE MUNICIPAL TRUST INTERMEDIATESERIES 24	45-3336408	46136A560	46136A578				IGIN24	4/10/2018	2.16000	0.37433
INVESTMENT GRADE MUNICIPAL TRUST INTERMEDIATESERIES 24	45-3336408	46136A560	46136A578				IGIN24	5/10/2018	2.13000	0.36913
INVESTMENT GRADE MUNICIPAL TRUST INTERMEDIATESERIES 24	45-3336408	46136A560	46136A578				IGIN24	6/10/2018	2.15000	0.37260
INVESTMENT GRADE MUNICIPAL TRUST INTERMEDIATESERIES 24	45-3336408	46136A560	46136A578				IGIN24	7/10/2018	1.98000	0.34313
INVESTMENT GRADE MUNICIPAL TRUST INTERMEDIATESERIES 24	45-3336408	46136A560	46136A578				IGIN24	7/10/2018	148.93000	148.64703
INVESTMENT GRADE MUNICIPAL TRUST INTERMEDIATESERIES 24	45-3336408	46136A560	46136A578				IGIN24	8/10/2018	1.46000	0.25302
INVESTMENT GRADE MUNICIPAL TRUST INTERMEDIATESERIES 24	45-3336408	46136A560	46136A578				IGIN24	9/10/2018	1.47000	0.25475
INVESTMENT GRADE MUNICIPAL TRUST INTERMEDIATESERIES 24	45-3336408	46136A560	46136A578				IGIN24	10/10/2018	1.49000	0.25822
INVESTMENT GRADE MUNICIPAL TRUST INTERMEDIATESERIES 24	45-3336408	46136A560	46136A578				IGIN24	11/10/2018	1.43000	0.24782
INVESTMENT GRADE MUNICIPAL TRUST INTERMEDIATESERIES 24	45-3336408	46136A560	46136A578				IGIN24	12/10/2018	1.44000	0.24955
INVESTMENT GRADE MUNICIPAL TRUST INTERMEDIATESERIES 25	45-3640091	46136A586	46136A594				IGIN25	1/10/2018	2.64000	0.50002
INVESTMENT GRADE MUNICIPAL TRUST INTERMEDIATESERIES 25	45-3640091	46136A586	46136A594				IGIN25	2/10/2018	2.65000	0.50191
INVESTMENT GRADE MUNICIPAL TRUST INTERMEDIATESERIES 25	45-3640091	46136A586	46136A594				IGIN25	3/10/2018	2.63000	0.49812
INVESTMENT GRADE MUNICIPAL TRUST INTERMEDIATESERIES 25	45-3640091	46136A586	46136A594				IGIN25	4/10/2018	2.65000	0.50191
INVESTMENT GRADE MUNICIPAL TRUST INTERMEDIATESERIES 25	45-3640091	46136A586	46136A594				IGIN25	5/10/2018	2.62000	0.49623
INVESTMENT GRADE MUNICIPAL TRUST INTERMEDIATESERIES 25	45-3640091	46136A586	46136A594				IGIN25	6/10/2018	2.54000	0.48108
INVESTMENT GRADE MUNICIPAL TRUST INTERMEDIATESERIES 25	45-3640091	46136A586	46136A594				IGIN25	6/10/2018	66.35000	66.15095
INVESTMENT GRADE MUNICIPAL TRUST INTERMEDIATESERIES 25	45-3640091	46136A586	46136A594				IGIN25	7/10/2018	2.24000	0.42426
INVESTMENT GRADE MUNICIPAL TRUST INTERMEDIATESERIES 25	45-3640091	46136A586	46136A594				IGIN25	7/10/2018	68.55000	68.34435
INVESTMENT GRADE MUNICIPAL TRUST INTERMEDIATESERIES 25	45-3640091	46136A586	46136A594				IGIN25	8/10/2018	2.02000	0.38259
INVESTMENT GRADE MUNICIPAL TRUST INTERMEDIATESERIES 25	45-3640091	46136A586	46136A594				IGIN25	9/10/2018	1.98000	0.37501
INVESTMENT GRADE MUNICIPAL TRUST INTERMEDIATESERIES 25	45-3640091	46136A586	46136A594				IGIN25	9/10/2018	32.62000	32.52214
INVESTMENT GRADE MUNICIPAL TRUST INTERMEDIATESERIES 25	45-3640091	46136A586	46136A594				IGIN25	10/10/2018	1.88000	0.35607
INVESTMENT GRADE MUNICIPAL TRUST INTERMEDIATESERIES 25	45-3640091	46136A586	46136A594				IGIN25	11/10/2018	1.88000	0.35607
INVESTMENT GRADE MUNICIPAL TRUST INTERMEDIATESERIES 25	45-3640091	46136A586	46136A594				IGIN25	12/10/2018	1.88000	0.35607
INVESTMENT GRADE MUNICIPAL TRUST INTERMEDIATESERIES 26	45-3947023	46136A602	46136A610				IGIN26	1/10/2018	3.33000	0.97702
INVESTMENT GRADE MUNICIPAL TRUST INTERMEDIATESERIES 26	45-3947023	46136A602	46136A610				IGIN26	2/10/2018	3.34000	0.97996
INVESTMENT GRADE MUNICIPAL TRUST INTERMEDIATESERIES 26	45-3947023	46136A602	46136A610				IGIN26	3/10/2018	3.34000	0.97996
INVESTMENT GRADE MUNICIPAL TRUST INTERMEDIATESERIES 26	45-3947023	46136A602	46136A610				IGIN26	4/10/2018	3.33000	0.97702
INVESTMENT GRADE MUNICIPAL TRUST INTERMEDIATESERIES 26	45-3947023	46136A602	46136A610				IGIN26	5/10/2018	3.36000	0.98582
INVESTMENT GRADE MUNICIPAL TRUST INTERMEDIATESERIES 26	45-3947023	46136A602	46136A610				IGIN26	6/10/2018	3.26000	0.95648
INVESTMENT GRADE MUNICIPAL TRUST INTERMEDIATESERIES 26	45-3947023	46136A602	46136A610				IGIN26	6/10/2018	49.76000	49.29723
INVESTMENT GRADE MUNICIPAL TRUST INTERMEDIATESERIES 26	45-3947023	46136A602	46136A610				IGIN26	7/10/2018	3.07000	0.90074
INVESTMENT GRADE MUNICIPAL TRUST INTERMEDIATESERIES 26	45-3947023	46136A602	46136A610				IGIN26	8/10/2018	3.05000	0.89487
INVESTMENT GRADE MUNICIPAL TRUST INTERMEDIATESERIES 26	45-3947023	46136A602	46136A610				IGIN26	8/10/2018	12.48000	12.36394
INVESTMENT GRADE MUNICIPAL TRUST INTERMEDIATESERIES 26	45-3947023	46136A602	46136A610				IGIN26	9/10/2018	3.04000	0.89194
INVESTMENT GRADE MUNICIPAL TRUST INTERMEDIATESERIES 26	45-3947023	46136A602	46136A610				IGIN26	10/10/2018	3.05000	0.89487
INVESTMENT GRADE MUNICIPAL TRUST INTERMEDIATESERIES 26	45-3947023	46136A602	46136A610				IGIN26	11/10/2018	3.04000	0.89194
INVESTMENT GRADE MUNICIPAL TRUST INTERMEDIATESERIES 26	45-3947023	46136A602	46136A610				IGIN26	12/10/2018	3.06000	0.89780
INVESTMENT GRADE MUNICIPAL TRUST INTERMEDIATESERIES 27	45-4017737	46136A628	46136A636				IGIN27	1/10/2018	3.24000	0.85439
INVESTMENT GRADE MUNICIPAL TRUST INTERMEDIATESERIES 27	45-4017737	46136A628	46136A636				IGIN27	2/10/2018	3.28000	0.86494
INVESTMENT GRADE MUNICIPAL TRUST INTERMEDIATESERIES 27	45-4017737	46136A628	46136A636				IGIN27	3/10/2018	3.30000	0.87021
INVESTMENT GRADE MUNICIPAL TRUST INTERMEDIATESERIES 27	45-4017737	46136A628	46136A636				IGIN27	4/10/2018	3.29000	0.86757
INVESTMENT GRADE MUNICIPAL TRUST INTERMEDIATESERIES 27	45-4017737	46136A628	46136A636				IGIN27	5/10/2018	3.25000	0.85703
INVESTMENT GRADE MUNICIPAL TRUST INTERMEDIATESERIES 27	45-4017737	46136A628	46136A636				IGIN27	6/10/2018	3.33000	0.87812
INVESTMENT GRADE MUNICIPAL TRUST INTERMEDIATESERIES 27	45-4017737	46136A628	46136A636				IGIN27	7/10/2018	3.34000	0.88076
INVESTMENT GRADE MUNICIPAL TRUST INTERMEDIATESERIES 27	45-4017737	46136A628	46136A636				IGIN27	8/10/2018	3.27000	0.86230
INVESTMENT GRADE MUNICIPAL TRUST INTERMEDIATESERIES 27	45-4017737	46136A628	46136A636				IGIN27	9/10/2018	3.23000	0.85175
INVESTMENT GRADE MUNICIPAL TRUST INTERMEDIATESERIES 27	45-4017737	46136A628	46136A636				IGIN27	10/10/2018	3.21000	0.84648
INVESTMENT GRADE MUNICIPAL TRUST INTERMEDIATESERIES 27	45-4017737	46136A628	46136A636				IGIN27	11/10/2018	3.25000	0.85703

Issuer's Name	EIN	CUSIP 1	CUSIP 2	CUSIP 3	CUSIP 4	CUSIP 5	Ticker Symbol	Date of Corporate Action	Distribution Per Unit	Per Unit Reduction of Taxpayer's Basis
INVESTMENT GRADE INCOME TRUST 7+ YEAR SERIES 7	45-2999242	46136D226	46136D234				IGST7	8/10/2018	2.77000	0.46342
INVESTMENT GRADE INCOME TRUST 7+ YEAR SERIES 7	45-2999242	46136D226	46136D234				IGST7	9/10/2018	2.78000	0.46509
INVESTMENT GRADE INCOME TRUST 7+ YEAR SERIES 7	45-2999242	46136D226	46136D234				IGST7	10/10/2018	2.75000	0.46008
INVESTMENT GRADE INCOME TRUST 7+ YEAR SERIES 7	45-2999242	46136D226	46136D234				IGST7	11/10/2018	2.76000	0.46175
INVESTMENT GRADE INCOME TRUST 7+ YEAR SERIES 7	45-2999242	46136D226	46136D234				IGST7	12/10/2018	2.75000	0.46008
INVESTMENT GRADE INCOME TRUST 7+ YEAR SERIES 8	45-3183277	46136D242	46136D259				IGST8	1/10/2018	3.45000	0.54579
INVESTMENT GRADE INCOME TRUST 7+ YEAR SERIES 8	45-3183277	46136D242	46136D259				IGST8	2/10/2018	3.48000	0.55054
INVESTMENT GRADE INCOME TRUST 7+ YEAR SERIES 8	45-3183277	46136D242	46136D259				IGST8	3/10/2018	3.50000	0.55370
INVESTMENT GRADE INCOME TRUST 7+ YEAR SERIES 8	45-3183277	46136D242	46136D259				IGST8	4/10/2018	3.45000	0.54579
INVESTMENT GRADE INCOME TRUST 7+ YEAR SERIES 8	45-3183277	46136D242	46136D259				IGST8	5/10/2018	3.46000	0.54737
INVESTMENT GRADE INCOME TRUST 7+ YEAR SERIES 8	45-3183277	46136D242	46136D259				IGST8	6/10/2018	3.45000	0.54579
INVESTMENT GRADE INCOME TRUST 7+ YEAR SERIES 8	45-3183277	46136D242	46136D259				IGST8	7/10/2018	3.48000	0.55054
INVESTMENT GRADE INCOME TRUST 7+ YEAR SERIES 8	45-3183277	46136D242	46136D259				IGST8	8/10/2018	3.47000	0.54895
INVESTMENT GRADE INCOME TRUST 7+ YEAR SERIES 8	45-3183277	46136D242	46136D259				IGST8	9/10/2018	3.47000	0.54895
INVESTMENT GRADE INCOME TRUST 7+ YEAR SERIES 8	45-3183277	46136D242	46136D259				IGST8	10/10/2018	3.46000	0.54737
INVESTMENT GRADE INCOME TRUST 7+ YEAR SERIES 8	45-3183277	46136D242	46136D259				IGST8	11/10/2018	3.47000	0.54895
INVESTMENT GRADE INCOME TRUST 7+ YEAR SERIES 8	45-3183277	46136D242	46136D259				IGST8	12/10/2018	3.48000	0.55054
INVESTMENT GRADE INCOME TRUST 7+ YEAR SERIES 9	45-3437286	46136D267	46136D275				IGST9	1/10/2018	3.45000	0.65516
INVESTMENT GRADE INCOME TRUST 7+ YEAR SERIES 9	45-3437286	46136D267	46136D275				IGST9	2/10/2018	3.47000	0.65895
INVESTMENT GRADE INCOME TRUST 7+ YEAR SERIES 9	45-3437286	46136D267	46136D275				IGST9	3/10/2018	3.45000	0.65516
INVESTMENT GRADE INCOME TRUST 7+ YEAR SERIES 9	45-3437286	46136D267	46136D275				IGST9	4/10/2018	3.46000	0.65705
INVESTMENT GRADE INCOME TRUST 7+ YEAR SERIES 9	45-3437286	46136D267	46136D275				IGST9	5/10/2018	3.44000	0.65326
INVESTMENT GRADE INCOME TRUST 7+ YEAR SERIES 9	45-3437286	46136D267	46136D275				IGST9	6/10/2018	3.45000	0.65516
INVESTMENT GRADE INCOME TRUST 7+ YEAR SERIES 9	45-3437286	46136D267	46136D275				IGST9	7/10/2018	3.47000	0.65895
INVESTMENT GRADE INCOME TRUST 7+ YEAR SERIES 9	45-3437286	46136D267	46136D275				IGST9	8/10/2018	3.46000	0.65705
INVESTMENT GRADE INCOME TRUST 7+ YEAR SERIES 9	45-3437286	46136D267	46136D275				IGST9	9/10/2018	3.45000	0.65516
INVESTMENT GRADE INCOME TRUST 7+ YEAR SERIES 9	45-3437286	46136D267	46136D275				IGST9	10/10/2018	3.47000	0.65895
INVESTMENT GRADE INCOME TRUST 7+ YEAR SERIES 9	45-3437286	46136D267	46136D275				IGST9	11/10/2018	3.44000	0.65326
INVESTMENT GRADE INCOME TRUST 7+ YEAR SERIES 9	45-3437286	46136D267	46136D275				IGST9	12/10/2018	3.50000	0.66465
INVESTMENT GRADE INCOME TRUST 7+ YEAR SERIES 10	45-3597332	46136D283	46136D291				IGST10	1/10/2018	3.14000	0.49298
INVESTMENT GRADE INCOME TRUST 7+ YEAR SERIES 10	45-3597332	46136D283	46136D291				IGST10	2/10/2018	3.13000	0.49141
INVESTMENT GRADE INCOME TRUST 7+ YEAR SERIES 10	45-3597332	46136D283	46136D291				IGST10	3/10/2018	3.07000	0.48199
INVESTMENT GRADE INCOME TRUST 7+ YEAR SERIES 10	45-3597332	46136D283	46136D291				IGST10	4/10/2018	3.10000	0.48670
INVESTMENT GRADE INCOME TRUST 7+ YEAR SERIES 10	45-3597332	46136D283	46136D291				IGST10	5/10/2018	3.11000	0.48827
INVESTMENT GRADE INCOME TRUST 7+ YEAR SERIES 10	45-3597332	46136D283	46136D291				IGST10	6/10/2018	3.14000	0.49298
INVESTMENT GRADE INCOME TRUST 7+ YEAR SERIES 10	45-3597332	46136D283	46136D291				IGST10	7/10/2018	3.15000	0.49455
INVESTMENT GRADE INCOME TRUST 7+ YEAR SERIES 10	45-3597332	46136D283	46136D291				IGST10	8/10/2018	3.15000	0.49455
INVESTMENT GRADE INCOME TRUST 7+ YEAR SERIES 10	45-3597332	46136D283	46136D291				IGST10	9/10/2018	3.14000	0.49298
INVESTMENT GRADE INCOME TRUST 7+ YEAR SERIES 10	45-3597332	46136D283	46136D291				IGST10	10/10/2018	3.13000	0.49141
INVESTMENT GRADE INCOME TRUST 7+ YEAR SERIES 10	45-3597332	46136D283	46136D291				IGST10	11/10/2018	3.13000	0.49141
INVESTMENT GRADE INCOME TRUST 7+ YEAR SERIES 10	45-3597332	46136D283	46136D291				IGST10	12/10/2018	3.15000	0.49455
INVESTMENT GRADE INCOME TRUST 7+ YEAR SERIES 11	45-3781822	46136D309	46136D317				IGST11	1/10/2018	3.44000	0.36602
INVESTMENT GRADE INCOME TRUST 7+ YEAR SERIES 11	45-3781822	46136D309	46136D317				IGST11	1/10/2018	17.56000	16.98754
INVESTMENT GRADE INCOME TRUST 7+ YEAR SERIES 11	45-3781822	46136D309	46136D317				IGST11	2/10/2018	3.47000	0.36921
INVESTMENT GRADE INCOME TRUST 7+ YEAR SERIES 11	45-3781822	46136D309	46136D317				IGST11	3/10/2018	3.36000	0.35750
INVESTMENT GRADE INCOME TRUST 7+ YEAR SERIES 11	45-3781822	46136D309	46136D317				IGST11	3/10/2018	19.89000	19.24159
INVESTMENT GRADE INCOME TRUST 7+ YEAR SERIES 11	45-3781822	46136D309	46136D317				IGST11	4/10/2018	3.37000	0.35857
INVESTMENT GRADE INCOME TRUST 7+ YEAR SERIES 11	45-3781822	46136D309	46136D317				IGST11	5/10/2018	3.31000	0.35218
INVESTMENT GRADE INCOME TRUST 7+ YEAR SERIES 11	45-3781822	46136D309	46136D317				IGST11	5/10/2018	29.86000	28.88656
INVESTMENT GRADE INCOME TRUST 7+ YEAR SERIES 11	45-3781822	46136D309	46136D317				IGST11	6/10/2018	3.29000	0.35006
INVESTMENT GRADE INCOME TRUST 7+ YEAR SERIES 11	45-3781822	46136D309	46136D317				IGST11	7/10/2018	3.29000	0.35006
INVESTMENT GRADE INCOME TRUST 7+ YEAR SERIES 11	45-3781822	46136D309	46136D317				IGST11	8/10/2018	3.29000	0.35006
INVESTMENT GRADE INCOME TRUST 7+ YEAR SERIES 11	45-3781822	46136D309	46136D317				IGST11	9/10/2018	3.29000	0.35006
INVESTMENT GRADE INCOME TRUST 7+ YEAR SERIES 11	45-3781822	46136D309	46136D317				IGST11	10/10/2018	3.29000	0.35006
INVESTMENT GRADE INCOME TRUST 7+ YEAR SERIES 11	45-3781822	46136D309	46136D317				IGST11	11/10/2018	3.29000	0.35006
INVESTMENT GRADE INCOME TRUST 7+ YEAR SERIES 11	45-3781822	46136D309	46136D317				IGST11	12/10/2018	3.28000	0.34899
INVESTMENT GRADE INCOME TRUST 7+ YEAR SERIES 11	45-3781822	46136D309	46136D317				IGST11	12/10/2018	16.40000	15.86536
INVESTMENT GRADE INCOME TRUST 7+ YEAR SEREIS 12	45-3838938	46136D325	46136D333				IGST12	1/10/2018	3.34000	0.40147
INVESTMENT GRADE INCOME TRUST 7+ YEAR SEREIS 12	45-3838938	46136D325	46136D333				IGST12	1/10/2018	14.37000	13.98345
INVESTMENT GRADE INCOME TRUST 7+ YEAR SEREIS 12	45-3838938	46136D325	46136D333				IGST12	2/10/2018	3.36000	0.40387
INVESTMENT GRADE INCOME TRUST 7+ YEAR SEREIS 12	45-3838938	46136D325	46136D333				IGST12	3/10/2018	3.37000	0.40507
INVESTMENT GRADE INCOME TRUST 7+ YEAR SEREIS 12	45-3838938	46136D325	46136D333				IGST12	4/10/2018	3.39000	0.40748

Issuer's Name	EIN	CUSIP 1	CUSIP 2	CUSIP 3	CUSIP 4	CUSIP 5	Ticker Symbol	Date of Corporate Action	Distribution Per Unit	Per Unit Reduction of Taxpayer's Basis
INVESTMENT GRADE INCOME TRUST 7+ YEAR SERIES 21	35-2447382	46136D507	46136D515				IGST21	12/10/2018	2.95000	0.60416
INVESTMENT GRADE INCOME TRUST 7+ YEAR SERIES 22	45-5553244	46136D523	46136D531				IGST22	1/10/2018	2.73000	0.83811
INVESTMENT GRADE INCOME TRUST 7+ YEAR SERIES 22	45-5553244	46136D523	46136D531				IGST22	2/10/2018	2.75000	0.84425
INVESTMENT GRADE INCOME TRUST 7+ YEAR SERIES 22	45-5553244	46136D523	46136D531				IGST22	3/10/2018	2.74000	0.84118
INVESTMENT GRADE INCOME TRUST 7+ YEAR SERIES 22	45-5553244	46136D523	46136D531				IGST22	4/10/2018	2.72000	0.83504
INVESTMENT GRADE INCOME TRUST 7+ YEAR SERIES 22	45-5553244	46136D523	46136D531				IGST22	5/10/2018	2.80000	0.85960
INVESTMENT GRADE INCOME TRUST 7+ YEAR SERIES 22	45-5553244	46136D523	46136D531				IGST22	6/10/2018	2.70000	0.82890
INVESTMENT GRADE INCOME TRUST 7+ YEAR SERIES 22	45-5553244	46136D523	46136D531				IGST22	7/10/2018	2.67000	0.81969
INVESTMENT GRADE INCOME TRUST 7+ YEAR SERIES 22	45-5553244	46136D523	46136D531				IGST22	8/10/2018	2.68000	0.82276
INVESTMENT GRADE INCOME TRUST 7+ YEAR SERIES 22	45-5553244	46136D523	46136D531				IGST22	9/10/2018	2.68000	0.82276
INVESTMENT GRADE INCOME TRUST 7+ YEAR SERIES 22	45-5553244	46136D523	46136D531				IGST22	10/10/2018	2.72000	0.83504
INVESTMENT GRADE INCOME TRUST 7+ YEAR SERIES 22	45-5553244	46136D523	46136D531				IGST22	11/10/2018	2.75000	0.84425
INVESTMENT GRADE INCOME TRUST 7+ YEAR SERIES 22	45-5553244	46136D523	46136D531				IGST22	12/10/2018	2.82000	0.86574
INVESTMENT GRADE INCOME TRUST 7+ YEAR SERIES 23	35-2449288	46136D549	46136D556				IGST23	1/10/2018	2.84000	0.92158
INVESTMENT GRADE INCOME TRUST 7+ YEAR SERIES 23	35-2449288	46136D549	46136D556				IGST23	2/10/2018	2.79000	0.90536
INVESTMENT GRADE INCOME TRUST 7+ YEAR SERIES 23	35-2449288	46136D549	46136D556				IGST23	3/10/2018	2.79000	0.90536
INVESTMENT GRADE INCOME TRUST 7+ YEAR SERIES 23	35-2449288	46136D549	46136D556				IGST23	4/10/2018	2.78000	0.90211
INVESTMENT GRADE INCOME TRUST 7+ YEAR SERIES 23	35-2449288	46136D549	46136D556				IGST23	5/10/2018	2.68000	0.86966
INVESTMENT GRADE INCOME TRUST 7+ YEAR SERIES 23	35-2449288	46136D549	46136D556				IGST23	5/10/2018	45.60000	45.60000
INVESTMENT GRADE INCOME TRUST 7+ YEAR SERIES 23	35-2449288	46136D549	46136D556				IGST23	6/10/2018	2.66000	0.86317
INVESTMENT GRADE INCOME TRUST 7+ YEAR SERIES 23	35-2449288	46136D549	46136D556				IGST23	7/10/2018	2.69000	0.87291
INVESTMENT GRADE INCOME TRUST 7+ YEAR SERIES 23	35-2449288	46136D549	46136D556				IGST23	8/10/2018	2.68000	0.86966
INVESTMENT GRADE INCOME TRUST 7+ YEAR SERIES 23	35-2449288	46136D549	46136D556				IGST23	9/10/2018	2.74000	0.88913
INVESTMENT GRADE INCOME TRUST 7+ YEAR SERIES 23	35-2449288	46136D549	46136D556				IGST23	10/10/2018	2.69000	0.87291
INVESTMENT GRADE INCOME TRUST 7+ YEAR SERIES 23	35-2449288	46136D549	46136D556				IGST23	11/10/2018	2.68000	0.86966
INVESTMENT GRADE INCOME TRUST 7+ YEAR SERIES 23	35-2449288	46136D549	46136D556				IGST23	12/10/2018	2.69000	0.87291
INVESTMENT GRADE INCOME TRUST 7+ YEAR SERIES 24	35-2451280	46136D564	46136D572				IGST24	1/10/2018	3.08000	0.71518
INVESTMENT GRADE INCOME TRUST 7+ YEAR SERIES 24	35-2451280	46136D564	46136D572				IGST24	2/10/2018	3.08000	0.71518
INVESTMENT GRADE INCOME TRUST 7+ YEAR SERIES 24	35-2451280	46136D564	46136D572				IGST24	3/10/2018	3.07000	0.71285
INVESTMENT GRADE INCOME TRUST 7+ YEAR SERIES 24	35-2451280	46136D564	46136D572				IGST24	4/10/2018	3.09000	0.71750
INVESTMENT GRADE INCOME TRUST 7+ YEAR SERIES 24	35-2451280	46136D564	46136D572				IGST24	5/10/2018	3.01000	0.69892
INVESTMENT GRADE INCOME TRUST 7+ YEAR SERIES 24	35-2451280	46136D564	46136D572				IGST24	5/10/2018	38.36000	38.36000
INVESTMENT GRADE INCOME TRUST 7+ YEAR SERIES 24	35-2451280	46136D564	46136D572				IGST24	6/10/2018	2.97000	0.68963
INVESTMENT GRADE INCOME TRUST 7+ YEAR SERIES 24	35-2451280	46136D564	46136D572				IGST24	7/10/2018	3.02000	0.70124
INVESTMENT GRADE INCOME TRUST 7+ YEAR SERIES 24	35-2451280	46136D564	46136D572				IGST24	8/10/2018	2.97000	0.68963
INVESTMENT GRADE INCOME TRUST 7+ YEAR SERIES 24	35-2451280	46136D564	46136D572				IGST24	9/10/2018	2.97000	0.68963
INVESTMENT GRADE INCOME TRUST 7+ YEAR SERIES 24	35-2451280	46136D564	46136D572				IGST24	10/10/2018	2.96000	0.68731
INVESTMENT GRADE INCOME TRUST 7+ YEAR SERIES 24	35-2451280	46136D564	46136D572				IGST24	11/10/2018	2.96000	0.68731
INVESTMENT GRADE INCOME TRUST 7+ YEAR SERIES 24	35-2451280	46136D564	46136D572				IGST24	12/10/2018	2.97000	0.68963
INVESTMENT GRADE INCOME TRUST 7+ YEAR SERIES 25	35-2451387	46136D580	46136D598				IGST25	1/10/2018	2.84000	0.53506
INVESTMENT GRADE INCOME TRUST 7+ YEAR SERIES 25	35-2451387	46136D580	46136D598				IGST25	2/10/2018	2.85000	0.53694
INVESTMENT GRADE INCOME TRUST 7+ YEAR SERIES 25	35-2451387	46136D580	46136D598				IGST25	3/10/2018	2.84000	0.53506
INVESTMENT GRADE INCOME TRUST 7+ YEAR SERIES 25	35-2451387	46136D580	46136D598				IGST25	4/10/2018	2.83000	0.53317
INVESTMENT GRADE INCOME TRUST 7+ YEAR SERIES 25	35-2451387	46136D580	46136D598				IGST25	5/10/2018	2.74000	0.51622
INVESTMENT GRADE INCOME TRUST 7+ YEAR SERIES 25	35-2451387	46136D580	46136D598				IGST25	5/10/2018	56.46000	56.46000
INVESTMENT GRADE INCOME TRUST 7+ YEAR SERIES 25	35-2451387	46136D580	46136D598				IGST25	6/10/2018	2.69000	0.50680
INVESTMENT GRADE INCOME TRUST 7+ YEAR SERIES 25	35-2451387	46136D580	46136D598				IGST25	6/10/2018	6.40000	6.40000
INVESTMENT GRADE INCOME TRUST 7+ YEAR SERIES 25	35-2451387	46136D580	46136D598				IGST25	7/10/2018	2.67000	0.50303
INVESTMENT GRADE INCOME TRUST 7+ YEAR SERIES 25	35-2451387	46136D580	46136D598				IGST25	8/10/2018	2.68000	0.50491
INVESTMENT GRADE INCOME TRUST 7+ YEAR SERIES 25	35-2451387	46136D580	46136D598				IGST25	9/10/2018	2.71000	0.51056
INVESTMENT GRADE INCOME TRUST 7+ YEAR SERIES 25	35-2451387	46136D580	46136D598				IGST25	10/10/2018	2.69000	0.50680
INVESTMENT GRADE INCOME TRUST 7+ YEAR SERIES 25	35-2451387	46136D580	46136D598				IGST25	11/10/2018	2.69000	0.50680
INVESTMENT GRADE INCOME TRUST 7+ YEAR SERIES 25	35-2451387	46136D580	46136D598				IGST25	12/10/2018	2.71000	0.51056
INVESTMENT GRADE INCOME TRUST 7+ YEAR SERIES 26	35-2453397	46136D606	46136D614				IGST26	1/10/2018	2.75000	0.49033
INVESTMENT GRADE INCOME TRUST 7+ YEAR SERIES 26	35-2453397	46136D606	46136D614				IGST26	2/10/2018	2.75000	0.49033
INVESTMENT GRADE INCOME TRUST 7+ YEAR SERIES 26	35-2453397	46136D606	46136D614				IGST26	3/10/2018	2.74000	0.48854
INVESTMENT GRADE INCOME TRUST 7+ YEAR SERIES 26	35-2453397	46136D606	46136D614				IGST26	4/10/2018	2.76000	0.49211
INVESTMENT GRADE INCOME TRUST 7+ YEAR SERIES 26	35-2453397	46136D606	46136D614				IGST26	5/10/2018	2.46000	0.43862
INVESTMENT GRADE INCOME TRUST 7+ YEAR SERIES 26	35-2453397	46136D606	46136D614				IGST26	5/10/2018	191.71000	191.71000
INVESTMENT GRADE INCOME TRUST 7+ YEAR SERIES 26	35-2453397	46136D606	46136D614				IGST26	6/10/2018	2.19000	0.39048
INVESTMENT GRADE INCOME TRUST 7+ YEAR SERIES 26	35-2453397	46136D606	46136D614				IGST26	7/10/2018	2.20000	0.39226
INVESTMENT GRADE INCOME TRUST 7+ YEAR SERIES 26	35-2453397	46136D606	46136D614				IGST26	8/10/2018	2.22000	0.39583

Issuer's Name	EIN	CUSIP 1	CUSIP 2	CUSIP 3	CUSIP 4	CUSIP 5	Ticker Symbol	Date of Corporate Action	Distribution Per Unit	Per Unit Reduction of Taxpayer's Basis
INVESTMENT GRADE INCOME TRUST 7+ YEAR SERIES 26	35-2453397	46136D606	46136D614				IGST26	9/10/2018	2.22000	0.39583
INVESTMENT GRADE INCOME TRUST 7+ YEAR SERIES 26	35-2453397	46136D606	46136D614				IGST26	10/10/2018	2.22000	0.39583
INVESTMENT GRADE INCOME TRUST 7+ YEAR SERIES 26	35-2453397	46136D606	46136D614				IGST26	11/10/2018	2.21000	0.39404
INVESTMENT GRADE INCOME TRUST 7+ YEAR SERIES 26	35-2453397	46136D606	46136D614				IGST26	12/10/2018	2.22000	0.39583
INVESTMENT GRADE INCOME TRUST 7+ YEAR SERIES 27	35-2459383	46136D622	46136D630				IGST27	1/10/2018	2.77000	0.54652
INVESTMENT GRADE INCOME TRUST 7+ YEAR SERIES 27	35-2459383	46136D622	46136D630				IGST27	2/10/2018	2.78000	0.54849
INVESTMENT GRADE INCOME TRUST 7+ YEAR SERIES 27	35-2459383	46136D622	46136D630				IGST27	3/10/2018	2.79000	0.55047
INVESTMENT GRADE INCOME TRUST 7+ YEAR SERIES 27	35-2459383	46136D622	46136D630				IGST27	4/10/2018	2.81000	0.55441
INVESTMENT GRADE INCOME TRUST 7+ YEAR SERIES 27	35-2459383	46136D622	46136D630				IGST27	5/10/2018	2.62000	0.51693
INVESTMENT GRADE INCOME TRUST 7+ YEAR SERIES 27	35-2459383	46136D622	46136D630				IGST27	5/10/2018	95.95000	95.95000
INVESTMENT GRADE INCOME TRUST 7+ YEAR SERIES 27	35-2459383	46136D622	46136D630				IGST27	6/10/2018	2.57000	0.50706
INVESTMENT GRADE INCOME TRUST 7+ YEAR SERIES 27	35-2459383	46136D622	46136D630				IGST27	7/10/2018	2.66000	0.52482
INVESTMENT GRADE INCOME TRUST 7+ YEAR SERIES 27	35-2459383	46136D622	46136D630				IGST27	8/10/2018	2.58000	0.50903
INVESTMENT GRADE INCOME TRUST 7+ YEAR SERIES 27	35-2459383	46136D622	46136D630				IGST27	9/10/2018	2.59000	0.51101
INVESTMENT GRADE INCOME TRUST 7+ YEAR SERIES 27	35-2459383	46136D622	46136D630				IGST27	10/10/2018	2.61000	0.51495
INVESTMENT GRADE INCOME TRUST 7+ YEAR SERIES 27	35-2459383	46136D622	46136D630				IGST27	11/10/2018	2.60000	0.51298
INVESTMENT GRADE INCOME TRUST 7+ YEAR SERIES 27	35-2459383	46136D622	46136D630				IGST27	12/10/2018	2.62000	0.51693
INVESTMENT GRADE INCOME TRUST 7+ YEAR SERIES 28	35-2459373	46136D648	46136D655				IGST28	1/10/2018	2.89000	0.59332
INVESTMENT GRADE INCOME TRUST 7+ YEAR SERIES 28	35-2459373	46136D648	46136D655				IGST28	2/10/2018	2.90000	0.59537
INVESTMENT GRADE INCOME TRUST 7+ YEAR SERIES 28	35-2459373	46136D648	46136D655				IGST28	3/10/2018	2.92000	0.59948
INVESTMENT GRADE INCOME TRUST 7+ YEAR SERIES 28	35-2459373	46136D648	46136D655				IGST28	4/10/2018	2.88000	0.59126
INVESTMENT GRADE INCOME TRUST 7+ YEAR SERIES 28	35-2459373	46136D648	46136D655				IGST28	5/10/2018	2.87000	0.58921
INVESTMENT GRADE INCOME TRUST 7+ YEAR SERIES 28	35-2459373	46136D648	46136D655				IGST28	5/10/2018	9.43000	9.43000
INVESTMENT GRADE INCOME TRUST 7+ YEAR SERIES 28	35-2459373	46136D648	46136D655				IGST28	6/10/2018	2.86000	0.58716
INVESTMENT GRADE INCOME TRUST 7+ YEAR SERIES 28	35-2459373	46136D648	46136D655				IGST28	7/10/2018	2.86000	0.58716
INVESTMENT GRADE INCOME TRUST 7+ YEAR SERIES 28	35-2459373	46136D648	46136D655				IGST28	8/10/2018	2.91000	0.59742
INVESTMENT GRADE INCOME TRUST 7+ YEAR SERIES 28	35-2459373	46136D648	46136D655				IGST28	9/10/2018	2.90000	0.59537
INVESTMENT GRADE INCOME TRUST 7+ YEAR SERIES 28	35-2459373	46136D648	46136D655				IGST28	10/10/2018	2.91000	0.59742
INVESTMENT GRADE INCOME TRUST 7+ YEAR SERIES 28	35-2459373	46136D648	46136D655				IGST28	11/10/2018	2.91000	0.59742
INVESTMENT GRADE INCOME TRUST 7+ YEAR SERIES 28	35-2459373	46136D648	46136D655				IGST28	12/10/2018	2.92000	0.59948
INVESTMENT GRADE INCOME TRUST 7+ YEAR SERIES 29	35-2466438	46136D663	46136D671				IGST29	1/10/2018	2.94000	0.58241
INVESTMENT GRADE INCOME TRUST 7+ YEAR SERIES 29	35-2466438	46136D663	46136D671				IGST29	2/10/2018	2.96000	0.58638
INVESTMENT GRADE INCOME TRUST 7+ YEAR SERIES 29	35-2466438	46136D663	46136D671				IGST29	3/10/2018	2.95000	0.58440
INVESTMENT GRADE INCOME TRUST 7+ YEAR SERIES 29	35-2466438	46136D663	46136D671				IGST29	4/10/2018	2.96000	0.58638
INVESTMENT GRADE INCOME TRUST 7+ YEAR SERIES 29	35-2466438	46136D663	46136D671				IGST29	5/10/2018	2.92000	0.57845
INVESTMENT GRADE INCOME TRUST 7+ YEAR SERIES 29	35-2466438	46136D663	46136D671				IGST29	5/10/2018	7.73000	7.73000
INVESTMENT GRADE INCOME TRUST 7+ YEAR SERIES 29	35-2466438	46136D663	46136D671				IGST29	6/10/2018	2.91000	0.57647
INVESTMENT GRADE INCOME TRUST 7+ YEAR SERIES 29	35-2466438	46136D663	46136D671				IGST29	6/10/2018	14.75000	14.75000
INVESTMENT GRADE INCOME TRUST 7+ YEAR SERIES 29	35-2466438	46136D663	46136D671				IGST29	7/10/2018	2.86000	0.56657
INVESTMENT GRADE INCOME TRUST 7+ YEAR SERIES 29	35-2466438	46136D663	46136D671				IGST29	8/10/2018	2.86000	0.56657
INVESTMENT GRADE INCOME TRUST 7+ YEAR SERIES 29	35-2466438	46136D663	46136D671				IGST29	9/10/2018	2.87000	0.56855
INVESTMENT GRADE INCOME TRUST 7+ YEAR SERIES 29	35-2466438	46136D663	46136D671				IGST29	10/10/2018	2.88000	0.57053
INVESTMENT GRADE INCOME TRUST 7+ YEAR SERIES 29	35-2466438	46136D663	46136D671				IGST29	11/10/2018	2.87000	0.56855
INVESTMENT GRADE INCOME TRUST 7+ YEAR SERIES 29	35-2466438	46136D663	46136D671				IGST29	12/10/2018	2.87000	0.56855
INVESTMENT GRADE INCOME TRUST 7+ YEAR SERIES 30	35-2469638	46136D689	46136D697				IGST30	1/10/2018	2.66000	0.37160
INVESTMENT GRADE INCOME TRUST 7+ YEAR SERIES 30	35-2469638	46136D689	46136D697				IGST30	2/10/2018	2.68000	0.37440
INVESTMENT GRADE INCOME TRUST 7+ YEAR SERIES 30	35-2469638	46136D689	46136D697				IGST30	3/10/2018	2.67000	0.37300
INVESTMENT GRADE INCOME TRUST 7+ YEAR SERIES 30	35-2469638	46136D689	46136D697				IGST30	4/10/2018	2.68000	0.37440
INVESTMENT GRADE INCOME TRUST 7+ YEAR SERIES 30	35-2469638	46136D689	46136D697				IGST30	5/10/2018	2.60000	0.36322
INVESTMENT GRADE INCOME TRUST 7+ YEAR SERIES 30	35-2469638	46136D689	46136D697				IGST30	5/10/2018	42.58000	42.58000
INVESTMENT GRADE INCOME TRUST 7+ YEAR SERIES 30	35-2469638	46136D689	46136D697				IGST30	6/10/2018	2.57000	0.35903
INVESTMENT GRADE INCOME TRUST 7+ YEAR SERIES 30	35-2469638	46136D689	46136D697				IGST30	7/10/2018	2.58000	0.36043
INVESTMENT GRADE INCOME TRUST 7+ YEAR SERIES 30	35-2469638	46136D689	46136D697				IGST30	8/10/2018	2.58000	0.36043
INVESTMENT GRADE INCOME TRUST 7+ YEAR SERIES 30	35-2469638	46136D689	46136D697				IGST30	9/10/2018	2.58000	0.36043
INVESTMENT GRADE INCOME TRUST 7+ YEAR SERIES 30	35-2469638	46136D689	46136D697				IGST30	10/10/2018	2.56000	0.35763
INVESTMENT GRADE INCOME TRUST 7+ YEAR SERIES 30	35-2469638	46136D689	46136D697				IGST30	11/10/2018	2.57000	0.35903
INVESTMENT GRADE INCOME TRUST 7+ YEAR SERIES 30	35-2469638	46136D689	46136D697				IGST30	12/10/2018	2.56000	0.35763
INVESTMENT GRADE INCOME TRUST 7+ YEAR SERIES 31	35-2473009	46136D705	46136D713				IGST31	1/10/2018	2.71000	0.37994
INVESTMENT GRADE INCOME TRUST 7+ YEAR SERIES 31	35-2473009	46136D705	46136D713				IGST31	2/10/2018	2.72000	0.38134
INVESTMENT GRADE INCOME TRUST 7+ YEAR SERIES 31	35-2473009	46136D705	46136D713				IGST31	3/10/2018	2.73000	0.38275
INVESTMENT GRADE INCOME TRUST 7+ YEAR SERIES 31	35-2473009	46136D705	46136D713				IGST31	4/10/2018	2.73000	0.38275
INVESTMENT GRADE INCOME TRUST 7+ YEAR SERIES 31	35-2473009	46136D705	46136D713				IGST31	5/10/2018	2.69000	0.37714

Issuer's Name	EIN	CUSIP 1	CUSIP 2	CUSIP 3	CUSIP 4	CUSIP 5	Ticker Symbol	Date of Corporate Action	Distribution Per Unit	Per Unit Reduction of Taxpayer's Basis
INVESTMENT GRADE INCOME TRUST 7+ YEAR SERIES 31	35-2473009	46136D705	46136D713				IGST31	5/10/2018	13.75000	13.75000
INVESTMENT GRADE INCOME TRUST 7+ YEAR SERIES 31	35-2473009	46136D705	46136D713				IGST31	6/10/2018	2.69000	0.37714
INVESTMENT GRADE INCOME TRUST 7+ YEAR SERIES 31	35-2473009	46136D705	46136D713				IGST31	7/10/2018	2.68000	0.37574
INVESTMENT GRADE INCOME TRUST 7+ YEAR SERIES 31	35-2473009	46136D705	46136D713				IGST31	8/10/2018	2.69000	0.37714
INVESTMENT GRADE INCOME TRUST 7+ YEAR SERIES 31	35-2473009	46136D705	46136D713				IGST31	9/10/2018	2.68000	0.37574
INVESTMENT GRADE INCOME TRUST 7+ YEAR SERIES 31	35-2473009	46136D705	46136D713				IGST31	10/10/2018	2.70000	0.37854
INVESTMENT GRADE INCOME TRUST 7+ YEAR SERIES 31	35-2473009	46136D705	46136D713				IGST31	11/10/2018	2.68000	0.37574
INVESTMENT GRADE INCOME TRUST 7+ YEAR SERIES 31	35-2473009	46136D705	46136D713				IGST31	12/10/2018	2.71000	0.37994
INVESTMENT GRADE INCOME TRUST 7+ YEAR SERIES 32	35-2479724	46136D721	46136D739				IGST32	1/10/2018	2.92000	0.12936
INVESTMENT GRADE INCOME TRUST 7+ YEAR SERIES 32	35-2479724	46136D721	46136D739				IGST32	2/10/2018	2.93000	0.12980
INVESTMENT GRADE INCOME TRUST 7+ YEAR SERIES 32	35-2479724	46136D721	46136D739				IGST32	3/10/2018	2.93000	0.12980
INVESTMENT GRADE INCOME TRUST 7+ YEAR SERIES 32	35-2479724	46136D721	46136D739				IGST32	4/10/2018	2.92000	0.12936
INVESTMENT GRADE INCOME TRUST 7+ YEAR SERIES 32	35-2479724	46136D721	46136D739				IGST32	5/10/2018	2.77000	0.12271
INVESTMENT GRADE INCOME TRUST 7+ YEAR SERIES 32	35-2479724	46136D721	46136D739				IGST32	5/10/2018	59.33000	57.25345
INVESTMENT GRADE INCOME TRUST 7+ YEAR SERIES 32	35-2479724	46136D721	46136D739				IGST32	6/10/2018	2.71000	0.12005
INVESTMENT GRADE INCOME TRUST 7+ YEAR SERIES 32	35-2479724	46136D721	46136D739				IGST32	7/10/2018	2.72000	0.12050
INVESTMENT GRADE INCOME TRUST 7+ YEAR SERIES 32	35-2479724	46136D721	46136D739				IGST32	8/10/2018	2.72000	0.12050
INVESTMENT GRADE INCOME TRUST 7+ YEAR SERIES 32	35-2479724	46136D721	46136D739				IGST32	9/10/2018	2.72000	0.12050
INVESTMENT GRADE INCOME TRUST 7+ YEAR SERIES 32	35-2479724	46136D721	46136D739				IGST32	10/10/2018	2.72000	0.12050
INVESTMENT GRADE INCOME TRUST 7+ YEAR SERIES 32	35-2479724	46136D721	46136D739				IGST32	11/10/2018	2.71000	0.12005
INVESTMENT GRADE INCOME TRUST 7+ YEAR SERIES 32	35-2479724	46136D721	46136D739				IGST32	12/10/2018	2.71000	0.12005
INVESTMENT GRADE INCOME TRUST 7+ YEAR SERIES 33	35-2482865	46136D747	46136D754				IGST33	5/10/2018	47.64000	37.79758
INVESTMENT GRADE INCOME TRUST 7+ YEAR SERIES 34	35-2485482	46136D762	46136D770				IGST34	5/10/2018	69.20000	64.76428
INVESTMENT GRADE INCOME TRUST 7+ YEAR SERIES 35	35-2490127	46136D788	46136D796				IGST35	5/10/2018	40.38000	35.72419
INVESTMENT GRADE INCOME TRUST 7+ YEAR SERIES 36	35-2492458	46136D804	46136D812				IGST36	1/10/2018	3.21000	0.10689
INVESTMENT GRADE INCOME TRUST 7+ YEAR SERIES 36	35-2492458	46136D804	46136D812				IGST36	2/10/2018	3.23000	0.10756
INVESTMENT GRADE INCOME TRUST 7+ YEAR SERIES 36	35-2492458	46136D804	46136D812				IGST36	3/10/2018	3.22000	0.10723
INVESTMENT GRADE INCOME TRUST 7+ YEAR SERIES 36	35-2492458	46136D804	46136D812				IGST36	4/10/2018	3.23000	0.10756
INVESTMENT GRADE INCOME TRUST 7+ YEAR SERIES 36	35-2492458	46136D804	46136D812				IGST36	5/10/2018	3.13000	0.10423
INVESTMENT GRADE INCOME TRUST 7+ YEAR SERIES 36	35-2492458	46136D804	46136D812				IGST36	5/10/2018	51.88000	49.20818
INVESTMENT GRADE INCOME TRUST 7+ YEAR SERIES 36	35-2492458	46136D804	46136D812				IGST36	6/10/2018	3.08000	0.10256
INVESTMENT GRADE INCOME TRUST 7+ YEAR SERIES 36	35-2492458	46136D804	46136D812				IGST36	7/10/2018	3.06000	0.10190
INVESTMENT GRADE INCOME TRUST 7+ YEAR SERIES 36	35-2492458	46136D804	46136D812				IGST36	8/10/2018	3.08000	0.10256
INVESTMENT GRADE INCOME TRUST 7+ YEAR SERIES 36	35-2492458	46136D804	46136D812				IGST36	9/10/2018	3.07000	0.10223
INVESTMENT GRADE INCOME TRUST 7+ YEAR SERIES 36	35-2492458	46136D804	46136D812				IGST36	10/10/2018	3.06000	0.10190
INVESTMENT GRADE INCOME TRUST 7+ YEAR SERIES 36	35-2492458	46136D804	46136D812				IGST36	11/10/2018	3.06000	0.10190
INVESTMENT GRADE INCOME TRUST 7+ YEAR SERIES 36	35-2492458	46136D804	46136D812				IGST36	12/10/2018	3.09000	0.10290
INVESTMENT GRADE INCOME TRUST 7+ YEAR SERIES 37	35-2494730	46136D820	46136D838				IGST37	1/10/2018	3.21000	0.17366
INVESTMENT GRADE INCOME TRUST 7+ YEAR SERIES 37	35-2494730	46136D820	46136D838				IGST37	2/10/2018	3.20000	0.17312
INVESTMENT GRADE INCOME TRUST 7+ YEAR SERIES 37	35-2494730	46136D820	46136D838				IGST37	3/10/2018	3.19000	0.17258
INVESTMENT GRADE INCOME TRUST 7+ YEAR SERIES 37	35-2494730	46136D820	46136D838				IGST37	4/10/2018	3.18000	0.17204
INVESTMENT GRADE INCOME TRUST 7+ YEAR SERIES 37	35-2494730	46136D820	46136D838				IGST37	5/10/2018	3.09000	0.16717
INVESTMENT GRADE INCOME TRUST 7+ YEAR SERIES 37	35-2494730	46136D820	46136D838				IGST37	5/10/2018	41.17000	41.17000
INVESTMENT GRADE INCOME TRUST 7+ YEAR SERIES 37	35-2494730	46136D820	46136D838				IGST37	6/10/2018	3.05000	0.16501
INVESTMENT GRADE INCOME TRUST 7+ YEAR SERIES 37	35-2494730	46136D820	46136D838				IGST37	7/10/2018	3.06000	0.16555
INVESTMENT GRADE INCOME TRUST 7+ YEAR SERIES 37	35-2494730	46136D820	46136D838				IGST37	8/10/2018	3.07000	0.16609
INVESTMENT GRADE INCOME TRUST 7+ YEAR SERIES 37	35-2494730	46136D820	46136D838				IGST37	9/10/2018	3.08000	0.16663
INVESTMENT GRADE INCOME TRUST 7+ YEAR SERIES 37	35-2494730	46136D820	46136D838				IGST37	10/10/2018	3.05000	0.16501
INVESTMENT GRADE INCOME TRUST 7+ YEAR SERIES 37	35-2494730	46136D820	46136D838				IGST37	11/10/2018	3.05000	0.16501
INVESTMENT GRADE INCOME TRUST 7+ YEAR SERIES 37	35-2494730	46136D820	46136D838				IGST37	12/10/2018	3.05000	0.16501
INVESTMENT GRADE INCOME TRUST 7+ YEAR SERIES 38	35-2497376	46136D846	46136D853				IGST38	1/10/2018	3.25000	0.23985
INVESTMENT GRADE INCOME TRUST 7+ YEAR SERIES 38	35-2497376	46136D846	46136D853				IGST38	2/10/2018	3.25000	0.23985
INVESTMENT GRADE INCOME TRUST 7+ YEAR SERIES 38	35-2497376	46136D846	46136D853				IGST38	3/10/2018	3.25000	0.23985
INVESTMENT GRADE INCOME TRUST 7+ YEAR SERIES 38	35-2497376	46136D846	46136D853				IGST38	4/10/2018	3.25000	0.23985
INVESTMENT GRADE INCOME TRUST 7+ YEAR SERIES 38	35-2497376	46136D846	46136D853				IGST38	5/10/2018	3.23000	0.23837
INVESTMENT GRADE INCOME TRUST 7+ YEAR SERIES 38	35-2497376	46136D846	46136D853				IGST38	6/10/2018	3.24000	0.23911
INVESTMENT GRADE INCOME TRUST 7+ YEAR SERIES 38	35-2497376	46136D846	46136D853				IGST38	7/10/2018	3.24000	0.23911
INVESTMENT GRADE INCOME TRUST 7+ YEAR SERIES 38	35-2497376	46136D846	46136D853				IGST38	8/10/2018	3.24000	0.23911
INVESTMENT GRADE INCOME TRUST 7+ YEAR SERIES 38	35-2497376	46136D846	46136D853				IGST38	9/10/2018	3.23000	0.23837
INVESTMENT GRADE INCOME TRUST 7+ YEAR SERIES 38	35-2497376	46136D846	46136D853				IGST38	10/10/2018	3.22000	0.23764

Issuer's Name	EIN	CUSIP 1	CUSIP 2	CUSIP 3	CUSIP 4	CUSIP 5	Ticker Symbol	Date of Corporate Action	Distribution Per Unit	Per Unit Reduction of Taxpayer's Basis
Investment Grade Corporate Trust, 3-7 Series 1	35-2524993	46136J108	46136J116				IGSC1	1/10/2018	2.69000	0.83471
Investment Grade Corporate Trust, 3-7 Series 1	35-2524993	46136J108	46136J116				IGSC1	2/10/2018	2.70000	0.83781
Investment Grade Corporate Trust, 3-7 Series 1	35-2524993	46136J108	46136J116				IGSC1	3/10/2018	2.73000	0.84712
Investment Grade Corporate Trust, 3-7 Series 1	35-2524993	46136J108	46136J116				IGSC1	4/10/2018	2.73000	0.84712
Investment Grade Corporate Trust, 3-7 Series 1	35-2524993	46136J108	46136J116				IGSC1	5/10/2018	2.74000	0.85022
Investment Grade Corporate Trust, 3-7 Series 1	35-2524993	46136J108	46136J116				IGSC1	6/10/2018	2.73000	0.84712
Investment Grade Corporate Trust, 3-7 Series 1	35-2524993	46136J108	46136J116				IGSC1	7/10/2018	2.82000	0.87505
Investment Grade Corporate Trust, 3-7 Series 1	35-2524993	46136J108	46136J116				IGSC1	8/10/2018	2.76000	0.85643
Investment Grade Corporate Trust, 3-7 Series 1	35-2524993	46136J108	46136J116				IGSC1	9/10/2018	2.74000	0.85022
Investment Grade Corporate Trust, 3-7 Series 1	35-2524993	46136J108	46136J116				IGSC1	10/10/2018	3.10000	0.96193
Investment Grade Corporate Trust, 3-7 Series 1	35-2524993	46136J108	46136J116				IGSC1	11/10/2018	2.79000	0.86574
Investment Grade Corporate Trust, 3-7 Series 1	35-2524993	46136J108	46136J116				IGSC1	11/10/2018	55.64000	55.64000
Investment Grade Corporate Trust, 3-7 Series 1	35-2524993	46136J108	46136J116				IGSC1	12/10/2018	2.71000	0.84091
Investment Grade Corporate Trust, 3-7 Year Series2	35-2527584	46136J124	46136J132				IGSC2	1/10/2018	2.28000	0.55085
Investment Grade Corporate Trust, 3-7 Year Series2	35-2527584	46136J124	46136J132				IGSC2	2/10/2018	2.29000	0.55326
Investment Grade Corporate Trust, 3-7 Year Series2	35-2527584	46136J124	46136J132				IGSC2	3/10/2018	2.29000	0.55326
Investment Grade Corporate Trust, 3-7 Year Series2	35-2527584	46136J124	46136J132				IGSC2	4/10/2018	2.29000	0.55326
Investment Grade Corporate Trust, 3-7 Year Series2	35-2527584	46136J124	46136J132				IGSC2	5/10/2018	2.30000	0.55568
Investment Grade Corporate Trust, 3-7 Year Series2	35-2527584	46136J124	46136J132				IGSC2	6/10/2018	2.28000	0.55085
Investment Grade Corporate Trust, 3-7 Year Series2	35-2527584	46136J124	46136J132				IGSC2	7/10/2018	2.34000	0.56534
Investment Grade Corporate Trust, 3-7 Year Series2	35-2527584	46136J124	46136J132				IGSC2	8/10/2018	2.30000	0.55568
Investment Grade Corporate Trust, 3-7 Year Series2	35-2527584	46136J124	46136J132				IGSC2	9/10/2018	2.26000	0.54602
Investment Grade Corporate Trust, 3-7 Year Series2	35-2527584	46136J124	46136J132				IGSC2	10/10/2018	2.60000	0.62816
Investment Grade Corporate Trust, 3-7 Year Series2	35-2527584	46136J124	46136J132				IGSC2	11/10/2018	2.33000	0.56293
Investment Grade Corporate Trust, 3-7 Year Series2	35-2527584	46136J124	46136J132				IGSC2	11/10/2018	61.49000	61.49000
Investment Grade Corporate Trust, 3-7 Year Series2	35-2527584	46136J124	46136J132				IGSC2	12/10/2018	2.21000	0.53394
Investment Grade Corporate Trust, 3-7 Series 3	47-3600667	46136J140	46136J157				IGSC3	1/10/2018	2.50000	0.81500
Investment Grade Corporate Trust, 3-7 Series 3	47-3600667	46136J140	46136J157				IGSC3	2/10/2018	2.52000	0.82152
Investment Grade Corporate Trust, 3-7 Series 3	47-3600667	46136J140	46136J157				IGSC3	3/10/2018	2.51000	0.81826
Investment Grade Corporate Trust, 3-7 Series 3	47-3600667	46136J140	46136J157				IGSC3	4/10/2018	2.48000	0.80848
Investment Grade Corporate Trust, 3-7 Series 3	47-3600667	46136J140	46136J157				IGSC3	5/10/2018	2.48000	0.80848
Investment Grade Corporate Trust, 3-7 Series 3	47-3600667	46136J140	46136J157				IGSC3	6/10/2018	2.48000	0.80848
Investment Grade Corporate Trust, 3-7 Series 3	47-3600667	46136J140	46136J157				IGSC3	7/10/2018	2.54000	0.82804
Investment Grade Corporate Trust, 3-7 Series 3	47-3600667	46136J140	46136J157				IGSC3	8/10/2018	2.50000	0.81500
Investment Grade Corporate Trust, 3-7 Series 3	47-3600667	46136J140	46136J157				IGSC3	9/10/2018	2.48000	0.80848
Investment Grade Corporate Trust, 3-7 Series 3	47-3600667	46136J140	46136J157				IGSC3	10/10/2018	2.77000	0.90302
Investment Grade Corporate Trust, 3-7 Series 3	47-3600667	46136J140	46136J157				IGSC3	11/10/2018	2.53000	0.82478
Investment Grade Corporate Trust, 3-7 Series 3	47-3600667	46136J140	46136J157				IGSC3	11/10/2018	56.34000	56.34000
Investment Grade Corporate Trust, 3-7 Series 3	47-3600667	46136J140	46136J157				IGSC3	12/10/2018	2.45000	0.79870
Investment Grade Corporate Trust, 3-7 Series 4	35-2529656	46136J165	46136J173				IGSC4	1/10/2018	2.62000	0.63587
Investment Grade Corporate Trust, 3-7 Series 4	35-2529656	46136J165	46136J173				IGSC4	2/10/2018	2.59000	0.62859
Investment Grade Corporate Trust, 3-7 Series 4	35-2529656	46136J165	46136J173				IGSC4	3/10/2018	2.58000	0.62617
Investment Grade Corporate Trust, 3-7 Series 4	35-2529656	46136J165	46136J173				IGSC4	4/10/2018	2.58000	0.62617
Investment Grade Corporate Trust, 3-7 Series 4	35-2529656	46136J165	46136J173				IGSC4	5/10/2018	2.60000	0.63102
Investment Grade Corporate Trust, 3-7 Series 4	35-2529656	46136J165	46136J173				IGSC4	6/10/2018	2.60000	0.63102
Investment Grade Corporate Trust, 3-7 Series 4	35-2529656	46136J165	46136J173				IGSC4	7/10/2018	2.60000	0.63102
Investment Grade Corporate Trust, 3-7 Series 4	35-2529656	46136J165	46136J173				IGSC4	8/10/2018	2.59000	0.62859
Investment Grade Corporate Trust, 3-7 Series 4	35-2529656	46136J165	46136J173				IGSC4	9/10/2018	2.62000	0.63587
Investment Grade Corporate Trust, 3-7 Series 4	35-2529656	46136J165	46136J173				IGSC4	10/10/2018	2.61000	0.63345
Investment Grade Corporate Trust, 3-7 Series 4	35-2529656	46136J165	46136J173				IGSC4	11/10/2018	2.61000	0.63345
Investment Grade Corporate Trust, 3-7 Series 4	35-2529656	46136J165	46136J173				IGSC4	11/10/2018	48.82000	48.82000
Investment Grade Corporate Trust, 3-7 Series 4	35-2529656	46136J165	46136J173				IGSC4	12/10/2018	2.52000	0.61160
Investment Grade Corporate Trust, 3-7 Series 5	35-2532540	46136J181	46136J199				IGSC5	1/10/2018	2.52000	0.59749
Investment Grade Corporate Trust, 3-7 Series 5	35-2532540	46136J181	46136J199				IGSC5	2/10/2018	2.46000	0.58327
Investment Grade Corporate Trust, 3-7 Series 5	35-2532540	46136J181	46136J199				IGSC5	3/10/2018	2.48000	0.58801
Investment Grade Corporate Trust, 3-7 Series 5	35-2532540	46136J181	46136J199				IGSC5	4/10/2018	2.49000	0.59038
Investment Grade Corporate Trust, 3-7 Series 5	35-2532540	46136J181	46136J199				IGSC5	5/10/2018	2.48000	0.58801
Investment Grade Corporate Trust, 3-7 Series 5	35-2532540	46136J181	46136J199				IGSC5	6/10/2018	2.47000	0.58564
Investment Grade Corporate Trust, 3-7 Series 5	35-2532540	46136J181	46136J199				IGSC5	7/10/2018	2.54000	0.60223
Investment Grade Corporate Trust, 3-7 Series 5	35-2532540	46136J181	46136J199				IGSC5	8/10/2018	2.47000	0.58564
Investment Grade Corporate Trust, 3-7 Series 5	35-2532540	46136J181	46136J199				IGSC5	9/10/2018	2.48000	0.58801
Investment Grade Corporate Trust, 3-7 Series 5	35-2532540	46136J181	46136J199				IGSC5	10/10/2018	3.30000	0.78243
Investment Grade Corporate Trust, 3-7 Series 5	35-2532540	46136J181	46136J199				IGSC5	11/10/2018	2.50000	0.59275

Issuer's Name	EIN	CUSIP 1	CUSIP 2	CUSIP 3	CUSIP 4	CUSIP 5	Ticker Symbol	Date of Corporate Action	Distribution Per Unit	Per Unit Reduction of Taxpayer's Basis
Investment Grade Corporate Trust, 3-7 Series 5	35-2532540	46136J181	46136J199				IGSC5	11/10/2018	62.99000	62.99000
Investment Grade Corporate Trust, 3-7 Series 5	35-2532540	46136J181	46136J199				IGSC5	12/10/2018	2.39000	0.56667
Investment Grade Corporate Trust, 3-7 Series 6	35-2534223	46136J207	46136J215				IGSC6	1/10/2018	2.42000	0.52756
Investment Grade Corporate Trust, 3-7 Series 6	35-2534223	46136J207	46136J215				IGSC6	2/10/2018	2.43000	0.52974
Investment Grade Corporate Trust, 3-7 Series 6	35-2534223	46136J207	46136J215				IGSC6	3/10/2018	2.43000	0.52974
Investment Grade Corporate Trust, 3-7 Series 6	35-2534223	46136J207	46136J215				IGSC6	4/10/2018	2.43000	0.52974
Investment Grade Corporate Trust, 3-7 Series 6	35-2534223	46136J207	46136J215				IGSC6	5/10/2018	2.44000	0.53192
Investment Grade Corporate Trust, 3-7 Series 6	35-2534223	46136J207	46136J215				IGSC6	6/10/2018	2.45000	0.53410
Investment Grade Corporate Trust, 3-7 Series 6	35-2534223	46136J207	46136J215				IGSC6	7/10/2018	2.54000	0.55372
Investment Grade Corporate Trust, 3-7 Series 6	35-2534223	46136J207	46136J215				IGSC6	8/10/2018	2.41000	0.52538
Investment Grade Corporate Trust, 3-7 Series 6	35-2534223	46136J207	46136J215				IGSC6	8/10/2018	15.43000	15.43000
Investment Grade Corporate Trust, 3-7 Series 6	35-2534223	46136J207	46136J215				IGSC6	9/10/2018	2.39000	0.52102
Investment Grade Corporate Trust, 3-7 Series 6	35-2534223	46136J207	46136J215				IGSC6	10/10/2018	3.17000	0.69106
Investment Grade Corporate Trust, 3-7 Series 6	35-2534223	46136J207	46136J215				IGSC6	11/10/2018	2.45000	0.53410
Investment Grade Corporate Trust, 3-7 Series 6	35-2534223	46136J207	46136J215				IGSC6	12/10/2018	2.50000	0.54500
Investment Grade Corporate Trust, 3-7 Series 7	35-2536956	46136J223	46136J231				IGSC7	1/10/2018	2.63000	0.43079
Investment Grade Corporate Trust, 3-7 Series 7	35-2536956	46136J223	46136J231				IGSC7	2/10/2018	2.67000	0.43735
Investment Grade Corporate Trust, 3-7 Series 7	35-2536956	46136J223	46136J231				IGSC7	3/10/2018	2.66000	0.43571
Investment Grade Corporate Trust, 3-7 Series 7	35-2536956	46136J223	46136J231				IGSC7	4/10/2018	2.65000	0.43407
Investment Grade Corporate Trust, 3-7 Series 7	35-2536956	46136J223	46136J231				IGSC7	5/10/2018	2.65000	0.43407
Investment Grade Corporate Trust, 3-7 Series 7	35-2536956	46136J223	46136J231				IGSC7	6/10/2018	2.65000	0.43407
Investment Grade Corporate Trust, 3-7 Series 7	35-2536956	46136J223	46136J231				IGSC7	7/10/2018	2.73000	0.44717
Investment Grade Corporate Trust, 3-7 Series 7	35-2536956	46136J223	46136J231				IGSC7	8/10/2018	2.53000	0.41441
Investment Grade Corporate Trust, 3-7 Series 7	35-2536956	46136J223	46136J231				IGSC7	8/10/2018	44.07000	40.97188
Investment Grade Corporate Trust, 3-7 Series 7	35-2536956	46136J223	46136J231				IGSC7	9/10/2018	2.50000	0.40950
Investment Grade Corporate Trust, 3-7 Series 7	35-2536956	46136J223	46136J231				IGSC7	10/10/2018	3.21000	0.52580
Investment Grade Corporate Trust, 3-7 Series 7	35-2536956	46136J223	46136J231				IGSC7	11/10/2018	2.56000	0.41933
Investment Grade Corporate Trust, 3-7 Series 7	35-2536956	46136J223	46136J231				IGSC7	12/10/2018	2.56000	0.41933
Investment Grade Corporate Trust, 3-7 Year Series8	35-2538996	46136J249	46136J256				IGSC8	1/10/2018	2.53000	0.42833
Investment Grade Corporate Trust, 3-7 Year Series8	35-2538996	46136J249	46136J256				IGSC8	2/10/2018	2.52000	0.42664
Investment Grade Corporate Trust, 3-7 Year Series8	35-2538996	46136J249	46136J256				IGSC8	3/10/2018	2.51000	0.42494
Investment Grade Corporate Trust, 3-7 Year Series8	35-2538996	46136J249	46136J256				IGSC8	4/10/2018	2.52000	0.42664
Investment Grade Corporate Trust, 3-7 Year Series8	35-2538996	46136J249	46136J256				IGSC8	5/10/2018	2.51000	0.42494
Investment Grade Corporate Trust, 3-7 Year Series8	35-2538996	46136J249	46136J256				IGSC8	6/10/2018	2.52000	0.42664
Investment Grade Corporate Trust, 3-7 Year Series8	35-2538996	46136J249	46136J256				IGSC8	7/10/2018	2.61000	0.44187
Investment Grade Corporate Trust, 3-7 Year Series8	35-2538996	46136J249	46136J256				IGSC8	8/10/2018	2.41000	0.40801
Investment Grade Corporate Trust, 3-7 Year Series8	35-2538996	46136J249	46136J256				IGSC8	8/10/2018	30.18000	28.13983
Investment Grade Corporate Trust, 3-7 Year Series8	35-2538996	46136J249	46136J256				IGSC8	9/10/2018	2.40000	0.40632
Investment Grade Corporate Trust, 3-7 Year Series8	35-2538996	46136J249	46136J256				IGSC8	10/10/2018	3.07000	0.51975
Investment Grade Corporate Trust, 3-7 Year Series8	35-2538996	46136J249	46136J256				IGSC8	11/10/2018	2.45000	0.41479
Investment Grade Corporate Trust, 3-7 Year Series8	35-2538996	46136J249	46136J256				IGSC8	11/10/2018	24.70000	23.03028
Investment Grade Corporate Trust, 3-7 Year Series8	35-2538996	46136J249	46136J256				IGSC8	12/10/2018	2.41000	0.40801
Investment Grade Corporate Trust, 3-7 Year Series9	35-2539072	46136J264	46136J272				IGSC9	1/10/2018	2.69000	0.25313
Investment Grade Corporate Trust, 3-7 Year Series9	35-2539072	46136J264	46136J272				IGSC9	2/10/2018	2.67000	0.25125
Investment Grade Corporate Trust, 3-7 Year Series9	35-2539072	46136J264	46136J272				IGSC9	3/10/2018	2.66000	0.25031
Investment Grade Corporate Trust, 3-7 Year Series9	35-2539072	46136J264	46136J272				IGSC9	4/10/2018	2.65000	0.24937
Investment Grade Corporate Trust, 3-7 Year Series9	35-2539072	46136J264	46136J272				IGSC9	5/10/2018	2.62000	0.24654
Investment Grade Corporate Trust, 3-7 Year Series9	35-2539072	46136J264	46136J272				IGSC9	5/10/2018	10.80000	9.86632
Investment Grade Corporate Trust, 3-7 Year Series9	35-2539072	46136J264	46136J272				IGSC9	6/10/2018	2.62000	0.24654
Investment Grade Corporate Trust, 3-7 Year Series9	35-2539072	46136J264	46136J272				IGSC9	7/10/2018	2.65000	0.24937
Investment Grade Corporate Trust, 3-7 Year Series9	35-2539072	46136J264	46136J272				IGSC9	8/10/2018	2.48000	0.23337
Investment Grade Corporate Trust, 3-7 Year Series9	35-2539072	46136J264	46136J272				IGSC9	8/10/2018	44.26000	40.51560
Investment Grade Corporate Trust, 3-7 Year Series9	35-2539072	46136J264	46136J272				IGSC9	9/10/2018	2.45000	0.23055
Investment Grade Corporate Trust, 3-7 Year Series9	35-2539072	46136J264	46136J272				IGSC9	10/10/2018	2.44000	0.22960
Investment Grade Corporate Trust, 3-7 Year Series9	35-2539072	46136J264	46136J272				IGSC9	11/10/2018	2.45000	0.23055
Investment Grade Corporate Trust, 3-7 Year Series9	35-2539072	46136J264	46136J272				IGSC9	12/10/2018	2.45000	0.23055
Investment Grade Corporate Trust, 3-7 Year Series10	35-2541355	46136J280	46136J298				IGSC10	1/10/2018	2.53000	0.31018
Investment Grade Corporate Trust, 3-7 Year Series10	35-2541355	46136J280	46136J298				IGSC10	2/10/2018	2.53000	0.31018
Investment Grade Corporate Trust, 3-7 Year Series10	35-2541355	46136J280	46136J298				IGSC10	3/10/2018	2.52000	0.30895
Investment Grade Corporate Trust, 3-7 Year Series10	35-2541355	46136J280	46136J298				IGSC10	4/10/2018	2.54000	0.31140
Investment Grade Corporate Trust, 3-7 Year Series10	35-2541355	46136J280	46136J298				IGSC10	5/10/2018	2.53000	0.31018
Investment Grade Corporate Trust, 3-7 Year Series10	35-2541355	46136J280	46136J298				IGSC10	6/10/2018	2.53000	0.31018

Issuer's Name	EIN	CUSIP 1	CUSIP 2	CUSIP 3	CUSIP 4	CUSIP 5	Ticker Symbol	Date of Corporate Action	Distribution Per Unit	Per Unit Reduction of Taxpayer's Basis
Investment Grade Corporate Trust, 3-7 Year Series10	35-2541355	46136J280	46136J298				IGSC10	7/10/2018	2.59000	0.31753
Investment Grade Corporate Trust, 3-7 Year Series10	35-2541355	46136J280	46136J298				IGSC10	8/10/2018	2.38000	0.29179
Investment Grade Corporate Trust, 3-7 Year Series10	35-2541355	46136J280	46136J298				IGSC10	8/10/2018	55.08000	53.63140
Investment Grade Corporate Trust, 3-7 Year Series10	35-2541355	46136J280	46136J298				IGSC10	9/10/2018	2.32000	0.28443
Investment Grade Corporate Trust, 3-7 Year Series10	35-2541355	46136J280	46136J298				IGSC10	10/10/2018	2.33000	0.28566
Investment Grade Corporate Trust, 3-7 Year Series10	35-2541355	46136J280	46136J298				IGSC10	11/10/2018	2.32000	0.28443
Investment Grade Corporate Trust, 3-7 Year Series10	35-2541355	46136J280	46136J298				IGSC10	11/10/2018	61.20000	59.59044
Investment Grade Corporate Trust, 3-7 Year Series10	35-2541355	46136J280	46136J298				IGSC10	12/10/2018	2.21000	0.27095
Investment Grade Corporate Trust, 3-7 Year Series11	35-2541427	46136J306	46136J314				IGSC11	1/10/2018	2.64000	0.54965
Investment Grade Corporate Trust, 3-7 Year Series11	35-2541427	46136J306	46136J314				IGSC11	2/10/2018	2.66000	0.55381
Investment Grade Corporate Trust, 3-7 Year Series11	35-2541427	46136J306	46136J314				IGSC11	3/10/2018	2.64000	0.54965
Investment Grade Corporate Trust, 3-7 Year Series11	35-2541427	46136J306	46136J314				IGSC11	4/10/2018	2.64000	0.54965
Investment Grade Corporate Trust, 3-7 Year Series11	35-2541427	46136J306	46136J314				IGSC11	5/10/2018	2.64000	0.54965
Investment Grade Corporate Trust, 3-7 Year Series11	35-2541427	46136J306	46136J314				IGSC11	6/10/2018	2.63000	0.54757
Investment Grade Corporate Trust, 3-7 Year Series11	35-2541427	46136J306	46136J314				IGSC11	7/10/2018	2.70000	0.58214
Investment Grade Corporate Trust, 3-7 Year Series11	35-2541427	46136J306	46136J314				IGSC11	8/10/2018	2.53000	0.52675
Investment Grade Corporate Trust, 3-7 Year Series11	35-2541427	46136J306	46136J314				IGSC11	8/10/2018	31.47000	29.50627
Investment Grade Corporate Trust, 3-7 Year Series11	35-2541427	46136J306	46136J314				IGSC11	9/10/2018	2.52000	0.52466
Investment Grade Corporate Trust, 3-7 Year Series11	35-2541427	46136J306	46136J314				IGSC11	10/10/2018	2.52000	0.52466
Investment Grade Corporate Trust, 3-7 Year Series11	35-2541427	46136J306	46136J314				IGSC11	11/10/2018	2.51000	0.52258
Investment Grade Corporate Trust, 3-7 Year Series11	35-2541427	46136J306	46136J314				IGSC11	12/10/2018	2.52000	0.52466
Investment Grade Corporate Trust, 3-7 Year Series12	35-2544669	46136J322	46136J330				IGSC12	1/10/2018	2.74000	0.15344
Investment Grade Corporate Trust, 3-7 Year Series12	35-2544669	46136J322	46136J330				IGSC12	2/10/2018	2.73000	0.15288
Investment Grade Corporate Trust, 3-7 Year Series12	35-2544669	46136J322	46136J330				IGSC12	3/10/2018	2.73000	0.15288
Investment Grade Corporate Trust, 3-7 Year Series12	35-2544669	46136J322	46136J330				IGSC12	4/10/2018	2.74000	0.15344
Investment Grade Corporate Trust, 3-7 Year Series12	35-2544669	46136J322	46136J330				IGSC12	5/10/2018	2.61000	0.14616
Investment Grade Corporate Trust, 3-7 Year Series12	35-2544669	46136J322	46136J330				IGSC12	5/10/2018	35.08000	32.08066
Investment Grade Corporate Trust, 3-7 Year Series12	35-2544669	46136J322	46136J330				IGSC12	6/10/2018	2.59000	0.14504
Investment Grade Corporate Trust, 3-7 Year Series12	35-2544669	46136J322	46136J330				IGSC12	7/10/2018	2.58000	0.14448
Investment Grade Corporate Trust, 3-7 Year Series12	35-2544669	46136J322	46136J330				IGSC12	8/10/2018	2.47000	0.13832
Investment Grade Corporate Trust, 3-7 Year Series12	35-2544669	46136J322	46136J330				IGSC12	8/10/2018	45.36000	41.48172
Investment Grade Corporate Trust, 3-7 Year Series12	35-2544669	46136J322	46136J330				IGSC12	9/10/2018	2.44000	0.13664
Investment Grade Corporate Trust, 3-7 Year Series12	35-2544669	46136J322	46136J330				IGSC12	10/10/2018	2.43000	0.13608
Investment Grade Corporate Trust, 3-7 Year Series12	35-2544669	46136J322	46136J330				IGSC12	11/10/2018	2.42000	0.13552
Investment Grade Corporate Trust, 3-7 Year Series12	35-2544669	46136J322	46136J330				IGSC12	12/10/2018	2.43000	0.13608
Investment Grade Corporate Trust, 3-7 Year Series13	35-2546629	46136J348	46136J355				IGSC13	1/10/2018	2.83000	0.39563
Investment Grade Corporate Trust, 3-7 Year Series13	35-2546629	46136J348	46136J355				IGSC13	2/10/2018	2.81000	0.39284
Investment Grade Corporate Trust, 3-7 Year Series13	35-2546629	46136J348	46136J355				IGSC13	3/10/2018	2.82000	0.39424
Investment Grade Corporate Trust, 3-7 Year Series13	35-2546629	46136J348	46136J355				IGSC13	4/10/2018	2.83000	0.39563
Investment Grade Corporate Trust, 3-7 Year Series13	35-2546629	46136J348	46136J355				IGSC13	5/10/2018	2.70000	0.37746
Investment Grade Corporate Trust, 3-7 Year Series13	35-2546629	46136J348	46136J355				IGSC13	5/10/2018	48.59000	47.55989
Investment Grade Corporate Trust, 3-7 Year Series13	35-2546629	46136J348	46136J355				IGSC13	6/10/2018	2.65000	0.37047
Investment Grade Corporate Trust, 3-7 Year Series13	35-2546629	46136J348	46136J355				IGSC13	7/10/2018	2.74000	0.38305
Investment Grade Corporate Trust, 3-7 Year Series13	35-2546629	46136J348	46136J355				IGSC13	8/10/2018	2.68000	0.37466
Investment Grade Corporate Trust, 3-7 Year Series13	35-2546629	46136J348	46136J355				IGSC13	9/10/2018	2.69000	0.37606
Investment Grade Corporate Trust, 3-7 Year Series13	35-2546629	46136J348	46136J355				IGSC13	10/10/2018	2.68000	0.37466
Investment Grade Corporate Trust, 3-7 Year Series13	35-2546629	46136J348	46136J355				IGSC13	11/10/2018	2.68000	0.37466
Investment Grade Corporate Trust, 3-7 Year Series13	35-2546629	46136J348	46136J355				IGSC13	11/10/2018	22.17000	21.70000
Investment Grade Corporate Trust, 3-7 Year Series13	35-2546629	46136J348	46136J355				IGSC13	12/10/2018	2.65000	0.37047
Investment Grade Corporate Trust, 3-7 Year Series14	35-2548733	46136J363	46136J371				IGSC14	1/10/2018	2.68000	0.09594
Investment Grade Corporate Trust, 3-7 Year Series14	35-2548733	46136J363	46136J371				IGSC14	2/10/2018	2.55000	0.09129
Investment Grade Corporate Trust, 3-7 Year Series14	35-2548733	46136J363	46136J371				IGSC14	2/10/2018	83.51000	79.64349
Investment Grade Corporate Trust, 3-7 Year Series14	35-2548733	46136J363	46136J371				IGSC14	3/10/2018	2.50000	0.08950
Investment Grade Corporate Trust, 3-7 Year Series14	35-2548733	46136J363	46136J371				IGSC14	4/10/2018	2.50000	0.08950
Investment Grade Corporate Trust, 3-7 Year Series14	35-2548733	46136J363	46136J371				IGSC14	5/10/2018	2.51000	0.08986
Investment Grade Corporate Trust, 3-7 Year Series14	35-2548733	46136J363	46136J371				IGSC14	6/10/2018	2.50000	0.08950
Investment Grade Corporate Trust, 3-7 Year Series14	35-2548733	46136J363	46136J371				IGSC14	7/10/2018	2.73000	0.09773
Investment Grade Corporate Trust, 3-7 Year Series14	35-2548733	46136J363	46136J371				IGSC14	8/10/2018	2.41000	0.08628
Investment Grade Corporate Trust, 3-7 Year Series14	35-2548733	46136J363	46136J371				IGSC14	8/10/2018	43.97000	41.93419
Investment Grade Corporate Trust, 3-7 Year Series14	35-2548733	46136J363	46136J371				IGSC14	9/10/2018	2.38000	0.08520
Investment Grade Corporate Trust, 3-7 Year Series14	35-2548733	46136J363	46136J371				IGSC14	10/10/2018	2.38000	0.08520
Investment Grade Corporate Trust, 3-7 Year Series14	35-2548733	46136J363	46136J371				IGSC14	11/10/2018	2.37000	0.08485
Investment Grade Corporate Trust, 3-7 Year Series14	35-2548733	46136J363	46136J371				IGSC14	11/10/2018	50.47000	48.13324

Issuer's Name	EIN	CUSIP 1	CUSIP 2	CUSIP 3	CUSIP 4	CUSIP 5	Ticker Symbol	Date of Corporate Action	Distribution Per Unit	Per Unit Reduction of Taxpayer's Basis
INVESTMENT GRADE MUNICIPAL TRUST, SERIES 176	35-2512905	46136N471	46136N463				IGMT176	3/10/2018	3.68000	0.26238
INVESTMENT GRADE MUNICIPAL TRUST, SERIES 176	35-2512905	46136N471	46136N463				IGMT176	4/10/2018	3.68000	0.26238
INVESTMENT GRADE MUNICIPAL TRUST, SERIES 176	35-2512905	46136N471	46136N463				IGMT176	5/10/2018	3.69000	0.26310
INVESTMENT GRADE MUNICIPAL TRUST, SERIES 176	35-2512905	46136N471	46136N463				IGMT176	6/10/2018	3.66000	0.26096
INVESTMENT GRADE MUNICIPAL TRUST, SERIES 176	35-2512905	46136N471	46136N463				IGMT176	7/10/2018	3.67000	0.26167
INVESTMENT GRADE MUNICIPAL TRUST, SERIES 176	35-2512905	46136N471	46136N463				IGMT176	8/10/2018	3.67000	0.26167
INVESTMENT GRADE MUNICIPAL TRUST, SERIES 176	35-2512905	46136N471	46136N463				IGMT176	9/10/2018	3.65000	0.26025
INVESTMENT GRADE MUNICIPAL TRUST, SERIES 176	35-2512905	46136N471	46136N463				IGMT176	10/10/2018	3.64000	0.25953
INVESTMENT GRADE MUNICIPAL TRUST, SERIES 176	35-2512905	46136N471	46136N463				IGMT176	11/10/2018	3.64000	0.25953
INVESTMENT GRADE MUNICIPAL TRUST, SERIES 176	35-2512905	46136N471	46136N463				IGMT176	12/10/2018	3.65000	0.26025
CENTRAL EQUITY TRUST, DIVERSIFIED INCOME SERIES 2016-1	35-2546656	46136V556	46136V549				CETD161	12/19/2018	0.43076	0.02998
CENTRAL EQUITY TRUST, DIVERSIFIED INCOME SERIES 2016-2	35-2554330	46136W117	46136W109				CETD162	6/10/2018	0.01116	0.00072
CENTRAL EQUITY TRUST, DIVERSIFIED INCOME SERIES 2016-2	35-2554330	46136W117	46136W109				CETD162	12/19/2018	0.24307	0.01570
REIT INCOME PORTFOLIO 2016-2	35-2558583	46136W687	46136W703	46136W711	46136W695		VCSR162	1/10/2018	0.02693	0.01526
REIT INCOME PORTFOLIO 2016-2	35-2558583	46136W687	46136W703	46136W711	46136W695		VCSR162	2/10/2018	0.02811	0.01593
REIT INCOME PORTFOLIO 2016-2	35-2558583	46136W687	46136W703	46136W711	46136W695		VCSR162	3/10/2018	0.02693	0.01526
REIT INCOME PORTFOLIO 2016-2	35-2558583	46136W687	46136W703	46136W711	46136W695		VCSR162	4/10/2018	0.02737	0.01551
MLP & INCOME PORTFOLIO 2016-2	35-2558586	46136W760	46136W786	46136W794	46136W778		MLP1162	1/10/2018	0.07097	0.00395
MLP & INCOME PORTFOLIO 2016-2	35-2558586	46136W760	46136W786	46136W794	46136W778		MLP1162	2/10/2018	0.08082	0.00449
MLP & INCOME PORTFOLIO 2016-2	35-2558586	46136W760	46136W786	46136W794	46136W778		MLP1162	3/10/2018	0.07097	0.00395
MLP & INCOME PORTFOLIO 2016-2	35-2558586	46136W760	46136W786	46136W794	46136W778		MLP1162	4/10/2018	0.06775	0.00377
INVESTMENT GRADE INCOME TRUST 7+ YEAR SERIES 39	35-2505206	46137A106	46137A114				IGST39	1/10/2018	3.46000	0.39029
INVESTMENT GRADE INCOME TRUST 7+ YEAR SERIES 39	35-2505206	46137A106	46137A114				IGST39	2/10/2018	3.47000	0.39142
INVESTMENT GRADE INCOME TRUST 7+ YEAR SERIES 39	35-2505206	46137A106	46137A114				IGST39	3/10/2018	3.46000	0.39029
INVESTMENT GRADE INCOME TRUST 7+ YEAR SERIES 39	35-2505206	46137A106	46137A114				IGST39	4/10/2018	3.47000	0.39142
INVESTMENT GRADE INCOME TRUST 7+ YEAR SERIES 39	35-2505206	46137A106	46137A114				IGST39	5/10/2018	3.47000	0.39142
INVESTMENT GRADE INCOME TRUST 7+ YEAR SERIES 39	35-2505206	46137A106	46137A114				IGST39	6/10/2018	3.45000	0.38916
INVESTMENT GRADE INCOME TRUST 7+ YEAR SERIES 39	35-2505206	46137A106	46137A114				IGST39	7/10/2018	3.47000	0.39142
INVESTMENT GRADE INCOME TRUST 7+ YEAR SERIES 39	35-2505206	46137A106	46137A114				IGST39	8/10/2018	3.44000	0.38803
INVESTMENT GRADE INCOME TRUST 7+ YEAR SERIES 39	35-2505206	46137A106	46137A114				IGST39	9/10/2018	3.46000	0.39029
INVESTMENT GRADE INCOME TRUST 7+ YEAR SERIES 39	35-2505206	46137A106	46137A114				IGST39	10/10/2018	3.43000	0.38690
INVESTMENT GRADE INCOME TRUST 7+ YEAR SERIES 39	35-2505206	46137A106	46137A114				IGST39	11/10/2018	3.43000	0.38690
INVESTMENT GRADE INCOME TRUST 7+ YEAR SERIES 39	35-2505206	46137A106	46137A114				IGST39	12/10/2018	3.44000	0.38803
INVESTMENT GRADE INCOME TRUST 7+ YEAR SERIES 40	35-2510462	46137A122	46137A130				IGST40	1/10/2018	3.04000	0.32072
INVESTMENT GRADE INCOME TRUST 7+ YEAR SERIES 40	35-2510462	46137A122	46137A130				IGST40	2/10/2018	3.06000	0.32283
INVESTMENT GRADE INCOME TRUST 7+ YEAR SERIES 40	35-2510462	46137A122	46137A130				IGST40	3/10/2018	3.05000	0.32178
INVESTMENT GRADE INCOME TRUST 7+ YEAR SERIES 40	35-2510462	46137A122	46137A130				IGST40	4/10/2018	3.05000	0.32178
INVESTMENT GRADE INCOME TRUST 7+ YEAR SERIES 40	35-2510462	46137A122	46137A130				IGST40	5/10/2018	3.04000	0.32072
INVESTMENT GRADE INCOME TRUST 7+ YEAR SERIES 40	35-2510462	46137A122	46137A130				IGST40	6/10/2018	3.04000	0.32072
INVESTMENT GRADE INCOME TRUST 7+ YEAR SERIES 40	35-2510462	46137A122	46137A130				IGST40	7/10/2018	3.04000	0.32072
INVESTMENT GRADE INCOME TRUST 7+ YEAR SERIES 40	35-2510462	46137A122	46137A130				IGST40	8/10/2018	3.04000	0.32072
INVESTMENT GRADE INCOME TRUST 7+ YEAR SERIES 40	35-2510462	46137A122	46137A130				IGST40	9/10/2018	3.02000	0.31861
INVESTMENT GRADE INCOME TRUST 7+ YEAR SERIES 40	35-2510462	46137A122	46137A130				IGST40	10/10/2018	3.02000	0.31861
INVESTMENT GRADE INCOME TRUST 7+ YEAR SERIES 40	35-2510462	46137A122	46137A130				IGST40	11/10/2018	3.02000	0.31861
INVESTMENT GRADE INCOME TRUST 7+ YEAR SERIES 40	35-2510462	46137A122	46137A130				IGST40	12/10/2018	3.02000	0.31861
INVESTMENT GRADE MUNICIPAL TRUST, 7-13 Year SERIES53	35-2512813	46137B104	46137B112				IGIN53	1/10/2018	3.23000	0.91021
INVESTMENT GRADE MUNICIPAL TRUST, 7-13 Year SERIES53	35-2512813	46137B104	46137B112				IGIN53	2/10/2018	3.21000	0.90458
INVESTMENT GRADE MUNICIPAL TRUST, 7-13 Year SERIES53	35-2512813	46137B104	46137B112				IGIN53	3/10/2018	3.23000	0.91021
INVESTMENT GRADE MUNICIPAL TRUST, 7-13 Year SERIES53	35-2512813	46137B104	46137B112				IGIN53	4/10/2018	3.24000	0.91303
INVESTMENT GRADE MUNICIPAL TRUST, 7-13 Year SERIES53	35-2512813	46137B104	46137B112				IGIN53	5/10/2018	3.22000	0.90740
INVESTMENT GRADE MUNICIPAL TRUST, 7-13 Year SERIES53	35-2512813	46137B104	46137B112				IGIN53	6/10/2018	3.22000	0.90740
INVESTMENT GRADE MUNICIPAL TRUST, 7-13 Year SERIES53	35-2512813	46137B104	46137B112				IGIN53	7/10/2018	3.23000	0.91021
INVESTMENT GRADE MUNICIPAL TRUST, 7-13 Year SERIES53	35-2512813	46137B104	46137B112				IGIN53	8/10/2018	3.21000	0.90458
INVESTMENT GRADE MUNICIPAL TRUST, 7-13 Year SERIES53	35-2512813	46137B104	46137B112				IGIN53	9/10/2018	3.20000	0.90176
INVESTMENT GRADE MUNICIPAL TRUST, 7-13 Year SERIES53	35-2512813	46137B104	46137B112				IGIN53	10/10/2018	3.22000	0.90740
INVESTMENT GRADE MUNICIPAL TRUST, 7-13 Year SERIES53	35-2512813	46137B104	46137B112				IGIN53	11/10/2018	3.20000	0.90176
INVESTMENT GRADE MUNICIPAL TRUST, 7-13 Year SERIES53	35-2512813	46137B104	46137B112				IGIN53	12/10/2018	3.19000	0.89894
INVESTMENT GRADE MUNICIPAL TRUST, 7-13 Year SERIES54	35-2515115	46137B120	46137B138				IGIN54	1/10/2018	3.35000	0.37252
INVESTMENT GRADE MUNICIPAL TRUST, 7-13 Year SERIES54	35-2515115	46137B120	46137B138				IGIN54	2/10/2018	3.19000	0.35473

Issuer's Name	EIN	CUSIP 1	CUSIP 2	CUSIP 3	CUSIP 4	CUSIP 5	Ticker Symbol	Date of Corporate Action	Distribution Per Unit	Per Unit Reduction of Taxpayer's Basis
Investment Grade Municipal Trust, 7-13 Year Series74	35-2590496	46137B526	46137B534				IGIN74	11/10/2018	3.06000	0.45288
Investment Grade Municipal Trust, 7-13 Year Series74	35-2590496	46137B526	46137B534				IGIN74	12/10/2018	3.06000	0.45288
Investment Grade Municipal Trust, 7-13 Year Series75	35-2600389	46137B542	46137B559				IGIN75	1/10/2018	3.21000	0.85964
Investment Grade Municipal Trust, 7-13 Year Series75	35-2600389	46137B542	46137B559				IGIN75	2/10/2018	3.18000	0.85160
Investment Grade Municipal Trust, 7-13 Year Series75	35-2600389	46137B542	46137B559				IGIN75	3/10/2018	3.20000	0.85696
Investment Grade Municipal Trust, 7-13 Year Series75	35-2600389	46137B542	46137B559				IGIN75	4/10/2018	3.19000	0.85428
Investment Grade Municipal Trust, 7-13 Year Series75	35-2600389	46137B542	46137B559				IGIN75	5/10/2018	3.16000	0.84625
Investment Grade Municipal Trust, 7-13 Year Series75	35-2600389	46137B542	46137B559				IGIN75	6/10/2018	3.18000	0.85160
Investment Grade Municipal Trust, 7-13 Year Series75	35-2600389	46137B542	46137B559				IGIN75	7/10/2018	3.13000	0.83821
Investment Grade Municipal Trust, 7-13 Year Series75	35-2600389	46137B542	46137B559				IGIN75	8/10/2018	3.13000	0.83821
Investment Grade Municipal Trust, 7-13 Year Series75	35-2600389	46137B542	46137B559				IGIN75	9/10/2018	3.14000	0.84089
Investment Grade Municipal Trust, 7-13 Year Series75	35-2600389	46137B542	46137B559				IGIN75	10/10/2018	3.13000	0.83821
Investment Grade Municipal Trust, 7-13 Year Series75	35-2600389	46137B542	46137B559				IGIN75	11/10/2018	3.13000	0.83821
Investment Grade Municipal Trust, 7-13 Year Series75	35-2600389	46137B542	46137B559				IGIN75	12/10/2018	3.14000	0.84089
Investment Grade Municipal Trust, 7-13 Year Series76	35-2604026	46137B567	46137B575				IGIN76	1/10/2018	3.13000	1.14057
Investment Grade Municipal Trust, 7-13 Year Series76	35-2604026	46137B567	46137B575				IGIN76	2/10/2018	3.13000	1.14057
Investment Grade Municipal Trust, 7-13 Year Series76	35-2604026	46137B567	46137B575				IGIN76	3/10/2018	3.15000	1.14786
Investment Grade Municipal Trust, 7-13 Year Series76	35-2604026	46137B567	46137B575				IGIN76	4/10/2018	3.14000	1.14422
Investment Grade Municipal Trust, 7-13 Year Series76	35-2604026	46137B567	46137B575				IGIN76	5/10/2018	3.14000	1.14422
Investment Grade Municipal Trust, 7-13 Year Series76	35-2604026	46137B567	46137B575				IGIN76	6/10/2018	3.14000	1.14422
Investment Grade Municipal Trust, 7-13 Year Series76	35-2604026	46137B567	46137B575				IGIN76	7/10/2018	3.15000	1.14786
Investment Grade Municipal Trust, 7-13 Year Series76	35-2604026	46137B567	46137B575				IGIN76	8/10/2018	3.16000	1.15150
Investment Grade Municipal Trust, 7-13 Year Series76	35-2604026	46137B567	46137B575				IGIN76	9/10/2018	3.15000	1.14786
Investment Grade Municipal Trust, 7-13 Year Series76	35-2604026	46137B567	46137B575				IGIN76	10/10/2018	3.14000	1.14422
Investment Grade Municipal Trust, 7-13 Year Series76	35-2604026	46137B567	46137B575				IGIN76	11/10/2018	3.12000	1.13693
Investment Grade Municipal Trust, 7-13 Year Series76	35-2604026	46137B567	46137B575				IGIN76	12/10/2018	3.13000	1.14057
Investment Grade Municipal Trust, 7-13 Year Series77	35-2615600	46137B583	46137B591				IGIN77	3/10/2018	2.68000	1.58629
Investment Grade Municipal Trust, 7-13 Year Series77	35-2615600	46137B583	46137B591				IGIN77	4/10/2018	3.36000	1.98878
Investment Grade Municipal Trust, 7-13 Year Series77	35-2615600	46137B583	46137B591				IGIN77	5/10/2018	3.35000	1.98287
Investment Grade Municipal Trust, 7-13 Year Series77	35-2615600	46137B583	46137B591				IGIN77	6/10/2018	3.36000	1.98878
Investment Grade Municipal Trust, 7-13 Year Series77	35-2615600	46137B583	46137B591				IGIN77	7/10/2018	3.36000	1.98878
Investment Grade Municipal Trust, 7-13 Year Series77	35-2615600	46137B583	46137B591				IGIN77	8/10/2018	3.35000	1.98287
Investment Grade Municipal Trust, 7-13 Year Series77	35-2615600	46137B583	46137B591				IGIN77	9/10/2018	3.36000	1.98878
Investment Grade Municipal Trust, 7-13 Year Series77	35-2615600	46137B583	46137B591				IGIN77	10/10/2018	3.37000	1.99470
Investment Grade Municipal Trust, 7-13 Year Series77	35-2615600	46137B583	46137B591				IGIN77	11/10/2018	3.37000	1.99470
Investment Grade Municipal Trust, 7-13 Year Series77	35-2615600	46137B583	46137B591				IGIN77	12/10/2018	3.38000	2.00062
Investment Grade Municipal Trust, 7-13 Year Series78	35-2627641	46137B609	46137B617				IGIN78	8/10/2018	4.38000	3.18032
Investment Grade Municipal Trust, 7-13 Year Series78	35-2627641	46137B609	46137B617				IGIN78	9/10/2018	3.14000	2.27995
Investment Grade Municipal Trust, 7-13 Year Series78	35-2627641	46137B609	46137B617				IGIN78	10/10/2018	3.15000	2.28722
Investment Grade Municipal Trust, 7-13 Year Series78	35-2627641	46137B609	46137B617				IGIN78	11/10/2018	3.15000	2.28722
Investment Grade Municipal Trust, 7-13 Year Series78	35-2627641	46137B609	46137B617				IGIN78	12/10/2018	3.16000	2.29448
Investment Grade Municipal Trust, 7-13 Year Series79	35-2636337	46137B625	46137B633				IGIN79	9/10/2018	1.37000	1.35685
Investment Grade Municipal Trust, 7-13 Year Series79	35-2636337	46137B625	46137B633				IGIN79	10/10/2018	3.18000	3.14947
Investment Grade Municipal Trust, 7-13 Year Series79	35-2636337	46137B625	46137B633				IGIN79	11/10/2018	3.17000	3.13957
Investment Grade Municipal Trust, 7-13 Year Series79	35-2636337	46137B625	46137B633				IGIN79	12/10/2018	3.18000	3.14947
Investment Grade Municipal Trust, 7-13 Year Series80	35-2640057	46137B641	46137B658				IGIN80	11/10/2018	2.26000	2.26000
Investment Grade Municipal Trust, 7-13 Year Series80	35-2640057	46137B641	46137B658				IGIN80	12/10/2018	3.23000	3.23000
Investment Grade Corporate Variable & Fixed Rate Trust, 3-6 Year Series 5	35-2522250	46137C102	46137C128				FLTG5	1/10/2018	2.72000	0.84674
Investment Grade Corporate Variable & Fixed Rate Trust, 3-6 Year Series 5	35-2522250	46137C102	46137C128				FLTG5	2/10/2018	2.85000	0.88721
Investment Grade Corporate Variable & Fixed Rate Trust, 3-6 Year Series 5	35-2522250	46137C102	46137C128				FLTG5	3/10/2018	2.93000	0.91211
Investment Grade Corporate Variable & Fixed Rate Trust, 3-6 Year Series 5	35-2522250	46137C102	46137C128				FLTG5	4/10/2018	2.95000	0.91834
Investment Grade Corporate Variable & Fixed Rate Trust, 3-6 Year Series 5	35-2522250	46137C102	46137C128				FLTG5	5/10/2018	3.18000	0.98993
Investment Grade Corporate Variable & Fixed Rate Trust, 3-6 Year Series 5	35-2522250	46137C102	46137C128				FLTG5	6/10/2018	3.30000	1.02729
Investment Grade Corporate Variable & Fixed Rate Trust, 3-6 Year Series 5	35-2522250	46137C102	46137C128				FLTG5	7/10/2018	3.41000	1.06153
Investment Grade Corporate Variable & Fixed Rate Trust, 3-6 Year Series 5	35-2522250	46137C102	46137C128				FLTG5	8/10/2018	3.27000	1.01795
Investment Grade Corporate Variable & Fixed Rate Trust, 3-6 Year Series 5	35-2522250	46137C102	46137C128				FLTG5	9/10/2018	3.28000	1.02106
Investment Grade Corporate Variable & Fixed Rate Trust, 3-6 Year Series 5	35-2522250	46137C102	46137C128				FLTG5	10/10/2018	3.27000	1.01795
Investment Grade Corporate Variable & Fixed Rate Trust, 3-6 Year Series 5	35-2522250	46137C102	46137C128				FLTG5	11/10/2018	3.31000	1.03040
Investment Grade Corporate Variable & Fixed Rate Trust, 3-6 Year Series 5	35-2522250	46137C102	46137C128				FLTG5	12/10/2018	3.38000	1.05219

Issuer's Name	EIN	CUSIP 1	CUSIP 2	CUSIP 3	CUSIP 4	CUSIP 5	Ticker Symbol	Date of Corporate Action	Distribution Per Unit	Per Unit Reduction of Taxpayer's Basis
Investment Grade Income Trust, 7-13 Year Series 60	35-2576139	46137L524	46137L532				IGST60	10/10/2018	3.09000	0.05809
Investment Grade Income Trust, 7-13 Year Series 60	35-2576139	46137L524	46137L532				IGST60	11/10/2018	3.09000	0.05809
Investment Grade Income Trust, 7-13 Year Series 60	35-2576139	46137L524	46137L532				IGST60	12/10/2018	3.08000	0.05790
Investment Grade Income Trust, 7-13 Year Series 61	35-2583873	46137L540	46137L557				IGST61	1/10/2018	3.36000	0.34003
Investment Grade Income Trust, 7-13 Year Series 61	35-2583873	46137L540	46137L557				IGST61	2/10/2018	3.37000	0.34104
Investment Grade Income Trust, 7-13 Year Series 61	35-2583873	46137L540	46137L557				IGST61	3/10/2018	3.37000	0.34104
Investment Grade Income Trust, 7-13 Year Series 61	35-2583873	46137L540	46137L557				IGST61	4/10/2018	3.38000	0.34206
Investment Grade Income Trust, 7-13 Year Series 61	35-2583873	46137L540	46137L557				IGST61	5/10/2018	3.39000	0.34307
Investment Grade Income Trust, 7-13 Year Series 61	35-2583873	46137L540	46137L557				IGST61	6/10/2018	3.38000	0.34206
Investment Grade Income Trust, 7-13 Year Series 61	35-2583873	46137L540	46137L557				IGST61	7/10/2018	3.34000	0.33801
Investment Grade Income Trust, 7-13 Year Series 61	35-2583873	46137L540	46137L557				IGST61	8/10/2018	3.36000	0.34003
Investment Grade Income Trust, 7-13 Year Series 61	35-2583873	46137L540	46137L557				IGST61	9/10/2018	3.36000	0.34003
Investment Grade Income Trust, 7-13 Year Series 61	35-2583873	46137L540	46137L557				IGST61	10/10/2018	3.37000	0.34104
Investment Grade Income Trust, 7-13 Year Series 61	35-2583873	46137L540	46137L557				IGST61	11/10/2018	3.37000	0.34104
Investment Grade Income Trust, 7-13 Year Series 61	35-2583873	46137L540	46137L557				IGST61	12/10/2018	3.37000	0.34104
REIT INCOME PORTFOLIO 2016-1	35-2548774	46137W462	46137W488	46137W496	46137W470		VCSR161	1/10/2018	0.02814	0.02814
PREFERRED OPPORTUNITY PORTFOLIO 2016-1	35-2548780	46137W702	46137W728	46137W736	46137W710		PFOP161	1/10/2018	0.03670	0.01536
PREFERRED OPPORTUNITY PORTFOLIO 2016-1	35-2548780	46137W702	46137W728	46137W736	46137W710		PFOP161	1/10/2018	0.07746	0.07746
PREFERRED OPPORTUNITY PORTFOLIO 2016-2	35-2558585	46139A187	46139A203	46139A211	46139A195		PFOP162	1/10/2018	0.04022	0.00624
PREFERRED OPPORTUNITY PORTFOLIO 2016-2	35-2558585	46139A187	46139A203	46139A211	46139A195		PFOP162	2/10/2018	0.04022	0.00624
PREFERRED OPPORTUNITY PORTFOLIO 2016-2	35-2558585	46139A187	46139A203	46139A211	46139A195		PFOP162	3/10/2018	0.04022	0.00624
PREFERRED OPPORTUNITY PORTFOLIO 2016-2	35-2558585	46139A187	46139A203	46139A211	46139A195		PFOP162	3/10/2018	0.18844	0.18844
PREFERRED OPPORTUNITY PORTFOLIO 2016-2	35-2558585	46139A187	46139A203	46139A211	46139A195		PFOP162	4/10/2018	0.03909	0.00607
CLOSED-END STRATEGY: SENIOR LOAN AND LIMITED DURATION PORTFOLIO 2016-3	35-2563630	46139E148	46139E163	46139E171	46139E155		LOAN163	1/10/2018	0.04241	0.00383
CLOSED-END STRATEGY: SENIOR LOAN AND LIMITED DURATION PORTFOLIO 2016-3	35-2563630	46139E148	46139E163	46139E171	46139E155		LOAN163	2/10/2018	0.03653	0.00330
CLOSED-END STRATEGY: SENIOR LOAN AND LIMITED DURATION PORTFOLIO 2016-3	35-2563630	46139E148	46139E163	46139E171	46139E155		LOAN163	3/10/2018	0.05110	0.00461
CLOSED-END STRATEGY: SENIOR LOAN AND LIMITED DURATION PORTFOLIO 2016-3	35-2563630	46139E148	46139E163	46139E171	46139E155		LOAN163	4/10/2018	0.05125	0.00463
CLOSED-END STRATEGY: SENIOR LOAN AND LIMITED DURATION PORTFOLIO 2016-3	35-2563630	46139E148	46139E163	46139E171	46139E155		LOAN163	5/10/2018	0.05138	0.00464
CLOSED-END STRATEGY: SENIOR LOAN AND LIMITED DURATION PORTFOLIO 2016-3	35-2563630	46139E148	46139E163	46139E171	46139E155		LOAN163	6/10/2018	0.04994	0.00451
CENTRAL EQUITY TRUST, DIVERSIFIED INCOME SERIES 2016-3	35-2563631	46139E197	46139E189				CETD163	6/10/2018	0.02146	0.00080
CENTRAL EQUITY TRUST, DIVERSIFIED INCOME SERIES 2016-3	35-2563631	46139E197	46139E189				CETD163	12/19/2018	0.29426	0.01095
CLOSED-END STRATEGY: DISCOUNT OPPORTUNITY PORTFOLIO 2016-3	35-2566330	46139E445	46139E460	46139E478	46139E452		DISC163	1/10/2018	0.01274	0.01274
CLOSED-END STRATEGY: DISCOUNT OPPORTUNITY PORTFOLIO 2016-3	35-2566330	46139E445	46139E460	46139E478	46139E452		DISC163	2/10/2018	0.02864	0.01180
CLOSED-END STRATEGY: DISCOUNT OPPORTUNITY PORTFOLIO 2016-3	35-2566330	46139E445	46139E460	46139E478	46139E452		DISC163	3/10/2018	0.05336	0.02198
CLOSED-END STRATEGY: DISCOUNT OPPORTUNITY PORTFOLIO 2016-3	35-2566330	46139E445	46139E460	46139E478	46139E452		DISC163	4/10/2018	0.07455	0.03071
CLOSED-END STRATEGY: DISCOUNT OPPORTUNITY PORTFOLIO 2016-3	35-2566330	46139E445	46139E460	46139E478	46139E452		DISC163	5/10/2018	0.03953	0.01628
CLOSED-END STRATEGY: DISCOUNT OPPORTUNITY PORTFOLIO 2016-3	35-2566330	46139E445	46139E460	46139E478	46139E452		DISC163	6/10/2018	0.05679	0.02339
CLOSED-END STRATEGY: DISCOUNT OPPORTUNITY PORTFOLIO 2016-3	35-2566330	46139E445	46139E460	46139E478	46139E452		DISC163	7/10/2018	0.08683	0.03577
REIT INCOME PORTFOLIO 2016-3	35-2566335	46139E635	46139E650	46139E668	46139E643		VCSR163	1/10/2018	0.02384	0.01126
REIT INCOME PORTFOLIO 2016-3	35-2566335	46139E635	46139E650	46139E668	46139E643		VCSR163	2/10/2018	0.02522	0.01191
REIT INCOME PORTFOLIO 2016-3	35-2566335	46139E635	46139E650	46139E668	46139E643		VCSR163	3/10/2018	0.02384	0.01126
REIT INCOME PORTFOLIO 2016-3	35-2566335	46139E635	46139E650	46139E668	46139E643		VCSR163	4/10/2018	0.02464	0.01164
REIT INCOME PORTFOLIO 2016-3	35-2566335	46139E635	46139E650	46139E668	46139E643		VCSR163	5/10/2018	0.02464	0.01164
REIT INCOME PORTFOLIO 2016-3	35-2566335	46139E635	46139E650	46139E668	46139E643		VCSR163	6/10/2018	0.02464	0.01164
REIT INCOME PORTFOLIO 2016-3	35-2566335	46139E635	46139E650	46139E668	46139E643		VCSR163	7/10/2018	0.02433	0.01149
MLP & INCOME PORTFOLIO 2016-3	35-2566337	46139E718	46139E742	46139E734	46139E726		MLP1163	1/10/2018	0.06665	0.02665
MLP & INCOME PORTFOLIO 2016-3	35-2566337	46139E718	46139E742	46139E734	46139E726		MLP1163	2/10/2018	0.07546	0.03018
MLP & INCOME PORTFOLIO 2016-3	35-2566337	46139E718	46139E742	46139E734	46139E726		MLP1163	3/10/2018	0.06665	0.02665
MLP & INCOME PORTFOLIO 2016-3	35-2566337	46139E718	46139E742	46139E734	46139E726		MLP1163	4/10/2018	0.06520	0.02607
MLP & INCOME PORTFOLIO 2016-3	35-2566337	46139E718	46139E742	46139E734	46139E726		MLP1163	5/10/2018	0.07931	0.03172
MLP & INCOME PORTFOLIO 2016-3	35-2566337	46139E718	46139E742	46139E734	46139E726		MLP1163	6/10/2018	0.07350	0.02939
MLP & INCOME PORTFOLIO 2016-3	35-2566337	46139E718	46139E742	46139E734	46139E726		MLP1163	7/10/2018	0.06367	0.02546
PREFERRED OPPORTUNITY PORTFOLIO 2016-3	35-2566339	46139E783	46139E809	46139E817	46139E791		PFOP163	1/10/2018	0.03997	0.00881
PREFERRED OPPORTUNITY PORTFOLIO 2016-3	35-2566339	46139E783	46139E809	46139E817	46139E791		PFOP163	2/10/2018	0.03997	0.00881
PREFERRED OPPORTUNITY PORTFOLIO 2016-3	35-2566339	46139E783	46139E809	46139E817	46139E791		PFOP163	3/10/2018	0.03997	0.00881
PREFERRED OPPORTUNITY PORTFOLIO 2016-3	35-2566339	46139E783	46139E809	46139E817	46139E791		PFOP163	4/10/2018	0.03991	0.00880
PREFERRED OPPORTUNITY PORTFOLIO 2016-3	35-2566339	46139E783	46139E809	46139E817	46139E791		PFOP163	5/10/2018	0.03991	0.00880

Issuer's Name	EIN	CUSIP 1	CUSIP 2	CUSIP 3	CUSIP 4	CUSIP 5	Ticker Symbol	Date of Corporate Action	Distribution Per Unit	Per Unit Reduction of Taxpayer's Basis
PREFERRED OPPORTUNITY PORTFOLIO 2016-3	35-2566339	46139E783	46139E809	46139E817	46139E791		PFOP163	6/10/2018	0.03991	0.00880
PREFERRED OPPORTUNITY PORTFOLIO 2016-3	35-2566339	46139E783	46139E809	46139E817	46139E791		PFOP163	7/10/2018	0.03966	0.00875
CLOSED-END STRATEGY: SENIOR LOAN AND LIMITED DURATION PORTFOLIO 2016-4	35-2568765	46139F624	46139F640	46139F657	46139F632		LOAN164	2/10/2018	0.05538	0.00486
CLOSED-END STRATEGY: SENIOR LOAN AND LIMITED DURATION PORTFOLIO 2016-4	35-2568765	46139F624	46139F640	46139F657	46139F632		LOAN164	3/10/2018	0.05716	0.00501
CLOSED-END STRATEGY: SENIOR LOAN AND LIMITED DURATION PORTFOLIO 2016-4	35-2568765	46139F624	46139F640	46139F657	46139F632		LOAN164	4/10/2018	0.05695	0.00499
CLOSED-END STRATEGY: SENIOR LOAN AND LIMITED DURATION PORTFOLIO 2016-4	35-2568765	46139F624	46139F640	46139F657	46139F632		LOAN164	5/10/2018	0.05676	0.00498
CLOSED-END STRATEGY: SENIOR LOAN AND LIMITED DURATION PORTFOLIO 2016-4	35-2568765	46139F624	46139F640	46139F657	46139F632		LOAN164	6/10/2018	0.05622	0.00493
CLOSED-END STRATEGY: SENIOR LOAN AND LIMITED DURATION PORTFOLIO 2016-4	35-2568765	46139F624	46139F640	46139F657	46139F632		LOAN164	7/10/2018	0.05563	0.00488
CLOSED-END STRATEGY: SENIOR LOAN AND LIMITED DURATION PORTFOLIO 2016-4	35-2568765	46139F624	46139F640	46139F657	46139F632		LOAN164	8/10/2018	0.05573	0.00489
CLOSED-END STRATEGY: SENIOR LOAN AND LIMITED DURATION PORTFOLIO 2016-4	35-2568765	46139F624	46139F640	46139F657	46139F632		LOAN164	9/10/2018	0.05566	0.00488
CENTRAL EQUITY TRUST, DIVERSIFIED INCOME SERIES 2016-4	35-2568762	46139G796	46139G788				CETD164	6/10/2018	0.01102	0.00049
CENTRAL EQUITY TRUST, DIVERSIFIED INCOME SERIES 2016-4	35-2568762	46139G796	46139G788				CETD164	12/19/2018	0.35136	0.01571
CLOSED-END STRATEGY: GLOBAL INCOME PORTFOLIO 2016-4	35-2568764	46139G846	46139G879	46139G861	46139G853		GLIN164	1/10/2018	0.04693	0.00469
CLOSED-END STRATEGY: GLOBAL INCOME PORTFOLIO 2016-4	35-2568764	46139G846	46139G879	46139G861	46139G853		GLIN164	3/10/2018	0.02272	0.00241
CLOSED-END STRATEGY: GLOBAL INCOME PORTFOLIO 2016-4	35-2568764	46139G846	46139G879	46139G861	46139G853		GLIN164	4/10/2018	0.07181	0.00761
CLOSED-END STRATEGY: GLOBAL INCOME PORTFOLIO 2016-4	35-2568764	46139G846	46139G879	46139G861	46139G853		GLIN164	5/10/2018	0.06527	0.00692
CLOSED-END STRATEGY: GLOBAL INCOME PORTFOLIO 2016-4	35-2568764	46139G846	46139G879	46139G861	46139G853		GLIN164	6/10/2018	0.04785	0.00507
CLOSED-END STRATEGY: GLOBAL INCOME PORTFOLIO 2016-4	35-2568764	46139G846	46139G879	46139G861	46139G853		GLIN164	7/10/2018	0.07039	0.00746
CLOSED-END STRATEGY: GLOBAL INCOME PORTFOLIO 2016-4	35-2568764	46139G846	46139G879	46139G861	46139G853		GLIN164	8/10/2018	0.06337	0.00672
CLOSED-END STRATEGY: GLOBAL INCOME PORTFOLIO 2016-4	35-2568764	46139G846	46139G879	46139G861	46139G853		GLIN164	9/10/2018	0.04586	0.00486
CLOSED-END STRATEGY: DISCOUNT OPPORTUNITY PORTFOLIO 2016-4	35-2571422	46139H349	46139H364	46139H372	46139H356		DISC164	1/10/2018	0.02787	0.02491
CLOSED-END STRATEGY: DISCOUNT OPPORTUNITY PORTFOLIO 2016-4	35-2571422	46139H349	46139H364	46139H372	46139H356		DISC164	2/10/2018	0.02862	0.01035
CLOSED-END STRATEGY: DISCOUNT OPPORTUNITY PORTFOLIO 2016-4	35-2571422	46139H349	46139H364	46139H372	46139H356		DISC164	3/10/2018	0.05838	0.02110
CLOSED-END STRATEGY: DISCOUNT OPPORTUNITY PORTFOLIO 2016-4	35-2571422	46139H349	46139H364	46139H372	46139H356		DISC164	4/10/2018	0.06098	0.02204
CLOSED-END STRATEGY: DISCOUNT OPPORTUNITY PORTFOLIO 2016-4	35-2571422	46139H349	46139H364	46139H372	46139H356		DISC164	5/10/2018	0.06122	0.02213
CLOSED-END STRATEGY: DISCOUNT OPPORTUNITY PORTFOLIO 2016-4	35-2571422	46139H349	46139H364	46139H372	46139H356		DISC164	6/10/2018	0.06379	0.02306
CLOSED-END STRATEGY: DISCOUNT OPPORTUNITY PORTFOLIO 2016-4	35-2571422	46139H349	46139H364	46139H372	46139H356		DISC164	7/10/2018	0.05715	0.02066
CLOSED-END STRATEGY: DISCOUNT OPPORTUNITY PORTFOLIO 2016-4	35-2571422	46139H349	46139H364	46139H372	46139H356		DISC164	8/10/2018	0.06031	0.02180
CLOSED-END STRATEGY: DISCOUNT OPPORTUNITY PORTFOLIO 2016-4	35-2571422	46139H349	46139H364	46139H372	46139H356		DISC164	9/10/2018	0.06020	0.02170
CLOSED-END STRATEGY: DISCOUNT OPPORTUNITY PORTFOLIO 2016-4	35-2571422	46139H349	46139H364	46139H372	46139H356		DISC164	10/10/2018	0.05983	0.02163
ENERGY PORTFOLIO 2016-4	35-2574261	46139H398	46139H406	46139H414	46139H380		ENGY164	3/10/2018	0.06059	0.02417
ENERGY PORTFOLIO 2016-4	35-2574261	46139H398	46139H406	46139H414	46139H380		ENGY164	6/10/2018	0.05453	0.02175
ENERGY PORTFOLIO 2016-4	35-2574261	46139H398	46139H406	46139H414	46139H380		ENGY164	9/10/2018	0.06854	0.02734
ENERGY PORTFOLIO 2016-4	35-2574261	46139H398	46139H406	46139H414	46139H380		ENGY164	10/10/2018	0.08599	0.05332
MLP & INCOME PORTFOLIO 2016-4	35-2574266	46139H588	46139H612	46139H604	46139H596		MLPI164	1/10/2018	0.06401	0.03070
MLP & INCOME PORTFOLIO 2016-4	35-2574266	46139H588	46139H612	46139H604	46139H596		MLPI164	2/10/2018	0.07742	0.03713
MLP & INCOME PORTFOLIO 2016-4	35-2574266	46139H588	46139H612	46139H604	46139H596		MLPI164	3/10/2018	0.06401	0.03070
MLP & INCOME PORTFOLIO 2016-4	35-2574266	46139H588	46139H612	46139H604	46139H596		MLPI164	4/10/2018	0.06414	0.03076
MLP & INCOME PORTFOLIO 2016-4	35-2574266	46139H588	46139H612	46139H604	46139H596		MLPI164	5/10/2018	0.08128	0.03898
MLP & INCOME PORTFOLIO 2016-4	35-2574266	46139H588	46139H612	46139H604	46139H596		MLPI164	6/10/2018	0.07098	0.03404
MLP & INCOME PORTFOLIO 2016-4	35-2574266	46139H588	46139H612	46139H604	46139H596		MLPI164	7/10/2018	0.01099	0.01099
MLP & INCOME PORTFOLIO 2016-4	35-2574266	46139H588	46139H612	46139H604	46139H596		MLPI164	7/10/2018	0.06104	0.02927
MLP & INCOME PORTFOLIO 2016-4	35-2574266	46139H588	46139H612	46139H604	46139H596		MLPI164	8/10/2018	0.07072	0.03392
MLP & INCOME PORTFOLIO 2016-4	35-2574266	46139H588	46139H612	46139H604	46139H596		MLPI164	9/10/2018	0.05731	0.02749
MLP & INCOME PORTFOLIO 2016-4	35-2574266	46139H588	46139H612	46139H604	46139H596		MLPI164	10/10/2018	0.06379	0.03059
PREFERRED OPPORTUNITY PORTFOLIO 2016-4	35-2574268	46139H661	46139H687	46139H695	46139H679		PFOP164	1/10/2018	0.04447	0.00542
PREFERRED OPPORTUNITY PORTFOLIO 2016-4	35-2574268	46139H661	46139H687	46139H695	46139H679		PFOP164	2/10/2018	0.04447	0.00542
PREFERRED OPPORTUNITY PORTFOLIO 2016-4	35-2574268	46139H661	46139H687	46139H695	46139H679		PFOP164	3/10/2018	0.04447	0.00542
PREFERRED OPPORTUNITY PORTFOLIO 2016-4	35-2574268	46139H661	46139H687	46139H695	46139H679		PFOP164	4/10/2018	0.04444	0.00542
PREFERRED OPPORTUNITY PORTFOLIO 2016-4	35-2574268	46139H661	46139H687	46139H695	46139H679		PFOP164	5/10/2018	0.04444	0.00542
PREFERRED OPPORTUNITY PORTFOLIO 2016-4	35-2574268	46139H661	46139H687	46139H695	46139H679		PFOP164	6/10/2018	0.04444	0.00542
PREFERRED OPPORTUNITY PORTFOLIO 2016-4	35-2574268	46139H661	46139H687	46139H695	46139H679		PFOP164	7/10/2018	0.04438	0.00541
PREFERRED OPPORTUNITY PORTFOLIO 2016-4	35-2574268	46139H661	46139H687	46139H695	46139H679		PFOP164	8/10/2018	0.04438	0.00541
PREFERRED OPPORTUNITY PORTFOLIO 2016-4	35-2574268	46139H661	46139H687	46139H695	46139H679		PFOP164	9/10/2018	0.04438	0.00541
PREFERRED OPPORTUNITY PORTFOLIO 2016-4	35-2574268	46139H661	46139H687	46139H695	46139H679		PFOP164	10/10/2018	0.04319	0.00526
CLOSED-END STRATEGY: SENIOR LOAN AND LIMITED DURATION PORTFOLIO 2017-1	35-2576162	46139J469	46139J485	46139J493	46139J477		LOAN171	1/10/2018	0.05750	0.00745
CLOSED-END STRATEGY: SENIOR LOAN AND LIMITED DURATION PORTFOLIO 2017-1	35-2576162	46139J469	46139J485	46139J493	46139J477		LOAN171	2/10/2018	0.05039	0.00653
CLOSED-END STRATEGY: SENIOR LOAN AND LIMITED DURATION PORTFOLIO 2017-1	35-2576162	46139J469	46139J485	46139J493	46139J477		LOAN171	3/10/2018	0.05911	0.00766
CLOSED-END STRATEGY: SENIOR LOAN AND LIMITED DURATION PORTFOLIO 2017-1	35-2576162	46139J469	46139J485	46139J493	46139J477		LOAN171	4/10/2018	0.05880	0.00762

Issuer's Name	EIN	CUSIP 1	CUSIP 2	CUSIP 3	CUSIP 4	CUSIP 5	Ticker Symbol	Date of Corporate Action	Distribution Per Unit	Per Unit Reduction of Taxpayer's Basis
CLOSED-END STRATEGY: SENIOR LOAN AND LIMITED DURATION PORTFOLIO 2017-1	35-2576162	46139J469	46139J485	46139J493	46139J477		LOAN171	5/10/2018	0.05850	0.00758
CLOSED-END STRATEGY: SENIOR LOAN AND LIMITED DURATION PORTFOLIO 2017-1	35-2576162	46139J469	46139J485	46139J493	46139J477		LOAN171	6/10/2018	0.05848	0.00758
CLOSED-END STRATEGY: SENIOR LOAN AND LIMITED DURATION PORTFOLIO 2017-1	35-2576162	46139J469	46139J485	46139J493	46139J477		LOAN171	7/10/2018	0.05798	0.00751
CLOSED-END STRATEGY: SENIOR LOAN AND LIMITED DURATION PORTFOLIO 2017-1	35-2576162	46139J469	46139J485	46139J493	46139J477		LOAN171	8/10/2018	0.05807	0.00753
CLOSED-END STRATEGY: SENIOR LOAN AND LIMITED DURATION PORTFOLIO 2017-1	35-2576162	46139J469	46139J485	46139J493	46139J477		LOAN171	9/10/2018	0.05797	0.00751
CLOSED-END STRATEGY: SENIOR LOAN AND LIMITED DURATION PORTFOLIO 2017-1	35-2576162	46139J469	46139J485	46139J493	46139J477		LOAN171	10/10/2018	0.05790	0.00750
CLOSED-END STRATEGY: SENIOR LOAN AND LIMITED DURATION PORTFOLIO 2017-1	35-2576162	46139J469	46139J485	46139J493	46139J477		LOAN171	11/10/2018	0.05806	0.00752
CLOSED-END STRATEGY: SENIOR LOAN AND LIMITED DURATION PORTFOLIO 2017-1	35-2576162	46139J469	46139J485	46139J493	46139J477		LOAN171	12/10/2018	0.05784	0.00750
BALANCED DIVIDEND SUSTAINABILITY & INCOME PORTFOLIO 2017-3	35-2596592	46139J667	46139J683	46139J691	46139J675		BDST173	1/10/2018	0.02170	0.00014
BALANCED DIVIDEND SUSTAINABILITY & INCOME PORTFOLIO 2017-3	35-2596592	46139J667	46139J683	46139J691	46139J675		BDST173	2/10/2018	0.02170	0.00014
BALANCED DIVIDEND SUSTAINABILITY & INCOME PORTFOLIO 2017-3	35-2596592	46139J667	46139J683	46139J691	46139J675		BDST173	3/10/2018	0.02170	0.00014
BALANCED DIVIDEND SUSTAINABILITY & INCOME PORTFOLIO 2017-3	35-2596592	46139J667	46139J683	46139J691	46139J675		BDST173	4/10/2018	0.02248	0.00014
BALANCED DIVIDEND SUSTAINABILITY & INCOME PORTFOLIO 2017-3	35-2596592	46139J667	46139J683	46139J691	46139J675		BDST173	5/10/2018	0.02248	0.00014
BALANCED DIVIDEND SUSTAINABILITY & INCOME PORTFOLIO 2017-3	35-2596592	46139J667	46139J683	46139J691	46139J675		BDST173	6/10/2018	0.02248	0.00014
BALANCED DIVIDEND SUSTAINABILITY & INCOME PORTFOLIO 2017-3	35-2596592	46139J667	46139J683	46139J691	46139J675		BDST173	7/10/2018	0.02192	0.00014
BALANCED DIVIDEND SUSTAINABILITY & INCOME PORTFOLIO 2017-3	35-2596592	46139J667	46139J683	46139J691	46139J675		BDST173	8/10/2018	0.02192	0.00014
BALANCED DIVIDEND SUSTAINABILITY & INCOME PORTFOLIO 2017-3	35-2596592	46139J667	46139J683	46139J691	46139J675		BDST173	9/10/2018	0.02192	0.00014
BALANCED DIVIDEND SUSTAINABILITY & INCOME PORTFOLIO 2017-3	35-2596592	46139J667	46139J683	46139J691	46139J675		BDST173	10/10/2018	0.02242	0.00014
BALANCED DIVIDEND SUSTAINABILITY & INCOME PORTFOLIO 2017-3	35-2596592	46139J667	46139J683	46139J691	46139J675		BDST173	11/10/2018	0.02242	0.00014
BALANCED DIVIDEND SUSTAINABILITY & INCOME PORTFOLIO 2017-3	35-2596592	46139J667	46139J683	46139J691	46139J675		BDST173	12/10/2018	0.02242	0.00014
BALANCED DIVIDEND SUSTAINABILITY & INCOME PORTFOLIO 2017-3	35-2596592	46139J667	46139J683	46139J691	46139J675		BDST173	12/31/2018	0.00097	0.00001
CLOSED-END STRATEGY: DISCOUNT OPPORTUNITY PORTFOLIO 2017-3	35-2600353	46139J709	46139J725	46139J733	46139J717		DISC173	1/10/2018	0.04317	0.01975
CLOSED-END STRATEGY: DISCOUNT OPPORTUNITY PORTFOLIO 2017-3	35-2600353	46139J709	46139J725	46139J733	46139J717		DISC173	2/10/2018	0.03436	0.01572
CLOSED-END STRATEGY: DISCOUNT OPPORTUNITY PORTFOLIO 2017-3	35-2600353	46139J709	46139J725	46139J733	46139J717		DISC173	3/10/2018	0.06272	0.02869
CLOSED-END STRATEGY: DISCOUNT OPPORTUNITY PORTFOLIO 2017-3	35-2600353	46139J709	46139J725	46139J733	46139J717		DISC173	4/10/2018	0.06557	0.03000
CLOSED-END STRATEGY: DISCOUNT OPPORTUNITY PORTFOLIO 2017-3	35-2600353	46139J709	46139J725	46139J733	46139J717		DISC173	5/10/2018	0.05554	0.02541
CLOSED-END STRATEGY: DISCOUNT OPPORTUNITY PORTFOLIO 2017-3	35-2600353	46139J709	46139J725	46139J733	46139J717		DISC173	6/10/2018	0.05824	0.02664
CLOSED-END STRATEGY: DISCOUNT OPPORTUNITY PORTFOLIO 2017-3	35-2600353	46139J709	46139J725	46139J733	46139J717		DISC173	7/10/2018	0.06402	0.02929
CLOSED-END STRATEGY: DISCOUNT OPPORTUNITY PORTFOLIO 2017-3	35-2600353	46139J709	46139J725	46139J733	46139J717		DISC173	8/10/2018	0.05474	0.02504
CLOSED-END STRATEGY: DISCOUNT OPPORTUNITY PORTFOLIO 2017-3	35-2600353	46139J709	46139J725	46139J733	46139J717		DISC173	9/10/2018	0.05793	0.02650
CLOSED-END STRATEGY: DISCOUNT OPPORTUNITY PORTFOLIO 2017-3	35-2600353	46139J709	46139J725	46139J733	46139J717		DISC173	10/10/2018	0.06425	0.02939
CLOSED-END STRATEGY: DISCOUNT OPPORTUNITY PORTFOLIO 2017-3	35-2600353	46139J709	46139J725	46139J733	46139J717		DISC173	11/10/2018	0.05471	0.02503
CLOSED-END STRATEGY: DISCOUNT OPPORTUNITY PORTFOLIO 2017-3	35-2600353	46139J709	46139J725	46139J733	46139J717		DISC173	12/10/2018	0.05779	0.02644
INFLATION HEDGE PORTFOLIO 2017-3	35-2600354	46139J741	46139J774	46139J766	46139J758		HEDG173	1/10/2018	0.01324	0.00230
INFLATION HEDGE PORTFOLIO 2017-3	35-2600354	46139J741	46139J774	46139J766	46139J758		HEDG173	1/10/2018	0.01516	0.00514
INFLATION HEDGE PORTFOLIO 2017-3	35-2600354	46139J741	46139J774	46139J766	46139J758		HEDG173	2/10/2018	0.03339	0.01133
INFLATION HEDGE PORTFOLIO 2017-3	35-2600354	46139J741	46139J774	46139J766	46139J758		HEDG173	3/10/2018	0.03398	0.01153
INFLATION HEDGE PORTFOLIO 2017-3	35-2600354	46139J741	46139J774	46139J766	46139J758		HEDG173	4/10/2018	0.04893	0.01660
INFLATION HEDGE PORTFOLIO 2017-3	35-2600354	46139J741	46139J774	46139J766	46139J758		HEDG173	5/10/2018	0.04590	0.01557
INFLATION HEDGE PORTFOLIO 2017-3	35-2600354	46139J741	46139J774	46139J766	46139J758		HEDG173	6/10/2018	0.04538	0.01539
INFLATION HEDGE PORTFOLIO 2017-3	35-2600354	46139J741	46139J774	46139J766	46139J758		HEDG173	7/10/2018	0.05514	0.01870
INFLATION HEDGE PORTFOLIO 2017-3	35-2600354	46139J741	46139J774	46139J766	46139J758		HEDG173	8/10/2018	0.04580	0.01554
INFLATION HEDGE PORTFOLIO 2017-3	35-2600354	46139J741	46139J774	46139J766	46139J758		HEDG173	9/10/2018	0.04414	0.01497
INFLATION HEDGE PORTFOLIO 2017-3	35-2600354	46139J741	46139J774	46139J766	46139J758		HEDG173	10/10/2018	0.05052	0.01714
INFLATION HEDGE PORTFOLIO 2017-3	35-2600354	46139J741	46139J774	46139J766	46139J758		HEDG173	11/10/2018	0.03893	0.01321
INFLATION HEDGE PORTFOLIO 2017-3	35-2600354	46139J741	46139J774	46139J766	46139J758		HEDG173	12/10/2018	0.04561	0.01547
INFLATION HEDGE PORTFOLIO 2017-3	35-2600354	46139J741	46139J774	46139J766	46139J758		HEDG173	12/31/2018	0.01289	0.00437
CLOSED-END STRATEGY: MASTER INCOME PORTFOLIO 2017-1	35-2576151	46139K466	46139K482	46139K490	46139K474		MSTR171	1/10/2018	0.02629	0.02629
CLOSED-END STRATEGY: MASTER INCOME PORTFOLIO 2017-1	35-2576151	46139K466	46139K482	46139K490	46139K474		MSTR171	1/10/2018	0.05207	0.02166
CLOSED-END STRATEGY: MASTER INCOME PORTFOLIO 2017-1	35-2576151	46139K466	46139K482	46139K490	46139K474		MSTR171	2/10/2018	0.05933	0.02468
CLOSED-END STRATEGY: MASTER INCOME PORTFOLIO 2017-1	35-2576151	46139K466	46139K482	46139K490	46139K474		MSTR171	3/10/2018	0.05813	0.02418
CENTRAL EQUITY TRUST, DIVERSIFIED INCOME SERIES 2017-1	35-2576159	46139K797	46139K789				CETD171	12/19/2018	0.24081	0.02134
CLOSED-END STRATEGY: GLOBAL INCOME PORTFOLIO 2017-1	35-2576161	46139K847	46139K870	46139K862	46139K854		GLIN171	2/10/2018	0.01746	0.00381
CLOSED-END STRATEGY: GLOBAL INCOME PORTFOLIO 2017-1	35-2576161	46139K847	46139K870	46139K862	46139K854		GLIN171	3/10/2018	0.04156	0.00907
CLOSED-END STRATEGY: GLOBAL INCOME PORTFOLIO 2017-1	35-2576161	46139K847	46139K870	46139K862	46139K854		GLIN171	4/10/2018	0.08313	0.01815
CLOSED-END STRATEGY: GLOBAL INCOME PORTFOLIO 2017-1	35-2576161	46139K847	46139K870	46139K862	46139K854		GLIN171	5/10/2018	0.05906	0.01289
CLOSED-END STRATEGY: GLOBAL INCOME PORTFOLIO 2017-1	35-2576161	46139K847	46139K870	46139K862	46139K854		GLIN171	6/10/2018	0.04201	0.00917
CLOSED-END STRATEGY: GLOBAL INCOME PORTFOLIO 2017-1	35-2576161	46139K847	46139K870	46139K862	46139K854		GLIN171	7/10/2018	0.08335	0.01820
CLOSED-END STRATEGY: GLOBAL INCOME PORTFOLIO 2017-1	35-2576161	46139K847	46139K870	46139K862	46139K854		GLIN171	8/10/2018	0.05814	0.01269
CLOSED-END STRATEGY: GLOBAL INCOME PORTFOLIO 2017-1	35-2576161	46139K847	46139K870	46139K862	46139K854		GLIN171	9/10/2018	0.04148	0.00906
CLOSED-END STRATEGY: GLOBAL INCOME PORTFOLIO 2017-1	35-2576161	46139K847	46139K870	46139K862	46139K854		GLIN171	10/10/2018	0.08264	0.01804

Issuer's Name	EIN	CUSIP 1	CUSIP 2	CUSIP 3	CUSIP 4	CUSIP 5	Ticker Symbol	Date of Corporate Action	Distribution Per Unit	Per Unit Reduction of Taxpayer's Basis
CLOSED-END STRATEGY: GLOBAL INCOME PORTFOLIO 2017-1	35-2576161	46139K847	46139K870	46139K862	46139K854		GLIN171	11/10/2018	0.05808	0.01268
CLOSED-END STRATEGY: GLOBAL INCOME PORTFOLIO 2017-1	35-2576161	46139K847	46139K870	46139K862	46139K854		GLIN171	12/10/2018	0.04044	0.00883
CLOSED-END STRATEGY: GLOBAL INCOME PORTFOLIO 2017-1	35-2576161	46139K847	46139K870	46139K862	46139K854		GLIN171	12/31/2018	0.13036	0.02846
INTERNATIONAL DIVIDEND SUSTAINABILITY PORTFOLIO 2017-1	35-2579848	46139L191	46139L217	46139L209	46139L183		IDST171	12/19/2018	0.14006	0.03262
GLOBAL DIVIDEND SUSTAINABILITY PORTFOLIO 2017-1	35-2579850	46139L233	46139L241	46139L258	46139L225		GDST171	1/10/2018	0.20847	0.01764
BALANCED DIVIDEND SUSTAINABILITY & INCOME PORTFOLIO 2017-1	35-2579851	46139L266	46139L282	46139L290	46139L274		BDST171	1/10/2018	0.21293	0.06948
CLOSED-END STRATEGY: DISCOUNT OPPORTUNITY PORTFOLIO 2017-1	35-2579852	46139L308	46139L324	46139L332	46139L316		DISC171	1/10/2018	0.03368	0.01091
CLOSED-END STRATEGY: DISCOUNT OPPORTUNITY PORTFOLIO 2017-1	35-2579852	46139L308	46139L324	46139L332	46139L316		DISC171	2/10/2018	0.04663	0.01511
CLOSED-END STRATEGY: DISCOUNT OPPORTUNITY PORTFOLIO 2017-1	35-2579852	46139L308	46139L324	46139L332	46139L316		DISC171	3/10/2018	0.07443	0.02412
CLOSED-END STRATEGY: DISCOUNT OPPORTUNITY PORTFOLIO 2017-1	35-2579852	46139L308	46139L324	46139L332	46139L316		DISC171	4/10/2018	0.05877	0.01904
CLOSED-END STRATEGY: DISCOUNT OPPORTUNITY PORTFOLIO 2017-1	35-2579852	46139L308	46139L324	46139L332	46139L316		DISC171	5/10/2018	0.05400	0.01750
CLOSED-END STRATEGY: DISCOUNT OPPORTUNITY PORTFOLIO 2017-1	35-2579852	46139L308	46139L324	46139L332	46139L316		DISC171	6/10/2018	0.07357	0.02384
CLOSED-END STRATEGY: DISCOUNT OPPORTUNITY PORTFOLIO 2017-1	35-2579852	46139L308	46139L324	46139L332	46139L316		DISC171	7/10/2018	0.05788	0.01875
CLOSED-END STRATEGY: DISCOUNT OPPORTUNITY PORTFOLIO 2017-1	35-2579852	46139L308	46139L324	46139L332	46139L316		DISC171	8/10/2018	0.05359	0.01736
CLOSED-END STRATEGY: DISCOUNT OPPORTUNITY PORTFOLIO 2017-1	35-2579852	46139L308	46139L324	46139L332	46139L316		DISC171	9/10/2018	0.07125	0.02309
CLOSED-END STRATEGY: DISCOUNT OPPORTUNITY PORTFOLIO 2017-1	35-2579852	46139L308	46139L324	46139L332	46139L316		DISC171	10/10/2018	0.06093	0.01974
CLOSED-END STRATEGY: DISCOUNT OPPORTUNITY PORTFOLIO 2017-1	35-2579852	46139L308	46139L324	46139L332	46139L316		DISC171	11/10/2018	0.04780	0.01549
CLOSED-END STRATEGY: DISCOUNT OPPORTUNITY PORTFOLIO 2017-1	35-2579852	46139L308	46139L324	46139L332	46139L316		DISC171	12/10/2018	0.07389	0.02394
INFLATION HEDGE PORTFOLIO 2017-1	35-2579853	46139L340	46139L373	46139L365	46139L357		HEDG171	2/10/2018	0.03863	0.01227
INFLATION HEDGE PORTFOLIO 2017-1	35-2579853	46139L340	46139L373	46139L365	46139L357		HEDG171	3/10/2018	0.05878	0.01867
INFLATION HEDGE PORTFOLIO 2017-1	35-2579853	46139L340	46139L373	46139L365	46139L357		HEDG171	4/10/2018	0.03752	0.01192
INFLATION HEDGE PORTFOLIO 2017-1	35-2579853	46139L340	46139L373	46139L365	46139L357		HEDG171	5/10/2018	0.04265	0.01355
INFLATION HEDGE PORTFOLIO 2017-1	35-2579853	46139L340	46139L373	46139L365	46139L357		HEDG171	6/10/2018	0.05833	0.01853
INFLATION HEDGE PORTFOLIO 2017-1	35-2579853	46139L340	46139L373	46139L365	46139L357		HEDG171	7/10/2018	0.05112	0.01624
INFLATION HEDGE PORTFOLIO 2017-1	35-2579853	46139L340	46139L373	46139L365	46139L357		HEDG171	8/10/2018	0.03758	0.01194
INFLATION HEDGE PORTFOLIO 2017-1	35-2579853	46139L340	46139L373	46139L365	46139L357		HEDG171	9/10/2018	0.05866	0.01864
INFLATION HEDGE PORTFOLIO 2017-1	35-2579853	46139L340	46139L373	46139L365	46139L357		HEDG171	10/10/2018	0.04572	0.01453
INFLATION HEDGE PORTFOLIO 2017-1	35-2579853	46139L340	46139L373	46139L365	46139L357		HEDG171	11/10/2018	0.03623	0.01151
INFLATION HEDGE PORTFOLIO 2017-1	35-2579853	46139L340	46139L373	46139L365	46139L357		HEDG171	12/10/2018	0.05763	0.01831
INFLATION HEDGE PORTFOLIO 2017-1	35-2579853	46139L340	46139L373	46139L365	46139L357		HEDG171	12/31/2018	0.00950	0.00302
ENERGY PORTFOLIO 2017-1	35-2579854	46139L399	46139L407	46139L415	46139L381		ENGY171	3/10/2018	0.05551	0.01944
ENERGY PORTFOLIO 2017-1	35-2579854	46139L399	46139L407	46139L415	46139L381		ENGY171	6/10/2018	0.04940	0.01730
ENERGY PORTFOLIO 2017-1	35-2579854	46139L399	46139L407	46139L415	46139L381		ENGY171	9/10/2018	0.06298	0.02206
ENERGY PORTFOLIO 2017-1	35-2579854	46139L399	46139L407	46139L415	46139L381		ENGY171	10/10/2018	0.08613	0.08613
ENERGY PORTFOLIO 2017-1	35-2579854	46139L399	46139L407	46139L415	46139L381		ENGY171	12/10/2018	0.05200	0.01821
FINANCIAL INSTITUTIONS PORTFOLIO 2017-1	35-2579856	46139L423	46139L449	46139L456	46139L431		FITT171	12/19/2018	0.26671	0.02862
REIT INCOME PORTFOLIO 2017-1	35-2579857	46139L506	46139L522	46139L530	46139L514		VCSR171	1/10/2018	0.02779	0.00670
REIT INCOME PORTFOLIO 2017-1	35-2579857	46139L506	46139L522	46139L530	46139L514		VCSR171	2/10/2018	0.02779	0.00670
REIT INCOME PORTFOLIO 2017-1	35-2579857	46139L506	46139L522	46139L530	46139L514		VCSR171	3/10/2018	0.02779	0.00670
REIT INCOME PORTFOLIO 2017-1	35-2579857	46139L506	46139L522	46139L530	46139L514		VCSR171	4/10/2018	0.02622	0.00632
REIT INCOME PORTFOLIO 2017-1	35-2579857	46139L506	46139L522	46139L530	46139L514		VCSR171	5/10/2018	0.02622	0.00632
REIT INCOME PORTFOLIO 2017-1	35-2579857	46139L506	46139L522	46139L530	46139L514		VCSR171	6/10/2018	0.02622	0.00632
REIT INCOME PORTFOLIO 2017-1	35-2579857	46139L506	46139L522	46139L530	46139L514		VCSR171	7/10/2018	0.02613	0.00630
REIT INCOME PORTFOLIO 2017-1	35-2579857	46139L506	46139L522	46139L530	46139L514		VCSR171	8/10/2018	0.02613	0.00630
REIT INCOME PORTFOLIO 2017-1	35-2579857	46139L506	46139L522	46139L530	46139L514		VCSR171	9/10/2018	0.02613	0.00630
REIT INCOME PORTFOLIO 2017-1	35-2579857	46139L506	46139L522	46139L530	46139L514		VCSR171	10/10/2018	0.02647	0.00638
REIT INCOME PORTFOLIO 2017-1	35-2579857	46139L506	46139L522	46139L530	46139L514		VCSR171	11/10/2018	0.02647	0.00638
REIT INCOME PORTFOLIO 2017-1	35-2579857	46139L506	46139L522	46139L530	46139L514		VCSR171	12/10/2018	0.02647	0.00638
MLP & INCOME PORTFOLIO 2017-1	35-2579859	46139L589	46139L613	46139L605	46139L597		MLP171	1/10/2018	0.05288	0.04282
MLP & INCOME PORTFOLIO 2017-1	35-2579859	46139L589	46139L613	46139L605	46139L597		MLP171	2/10/2018	0.06667	0.05398
MLP & INCOME PORTFOLIO 2017-1	35-2579859	46139L589	46139L613	46139L605	46139L597		MLP171	3/10/2018	0.05288	0.04282
MLP & INCOME PORTFOLIO 2017-1	35-2579859	46139L589	46139L613	46139L605	46139L597		MLP171	4/10/2018	0.05286	0.04280
MLP & INCOME PORTFOLIO 2017-1	35-2579859	46139L589	46139L613	46139L605	46139L597		MLP171	5/10/2018	0.07177	0.05811
MLP & INCOME PORTFOLIO 2017-1	35-2579859	46139L589	46139L613	46139L605	46139L597		MLP171	6/10/2018	0.05799	0.04695
MLP & INCOME PORTFOLIO 2017-1	35-2579859	46139L589	46139L613	46139L605	46139L597		MLP171	7/10/2018	0.04969	0.04023
MLP & INCOME PORTFOLIO 2017-1	35-2579859	46139L589	46139L613	46139L605	46139L597		MLP171	8/10/2018	0.05831	0.04721
MLP & INCOME PORTFOLIO 2017-1	35-2579859	46139L589	46139L613	46139L605	46139L597		MLP171	9/10/2018	0.04453	0.03606
MLP & INCOME PORTFOLIO 2017-1	35-2579859	46139L589	46139L613	46139L605	46139L597		MLP171	10/10/2018	0.05387	0.04362

Issuer's Name	EIN	CUSIP 1	CUSIP 2	CUSIP 3	CUSIP 4	CUSIP 5	Ticker Symbol	Date of Corporate Action	Distribution Per Unit	Per Unit Reduction of Taxpayer's Basis
MLP & INCOME PORTFOLIO 2017-1	35-2579859	46139L589	46139L613	46139L605	46139L597		MLP171	11/10/2018	0.05387	0.04362
MLP & INCOME PORTFOLIO 2017-1	35-2579859	46139L589	46139L613	46139L605	46139L597		MLP171	12/10/2018	0.05387	0.04362
HIGH INCOME ALLOCATION PORTFOLIO 2017-1	35-2579860	46139L621	46139L654	46139L647	46139L639		HIAP171	1/10/2018	0.04543	0.01128
HIGH INCOME ALLOCATION PORTFOLIO 2017-1	35-2579860	46139L621	46139L654	46139L647	46139L639		HIAP171	2/10/2018	0.04400	0.01093
HIGH INCOME ALLOCATION PORTFOLIO 2017-1	35-2579860	46139L621	46139L654	46139L647	46139L639		HIAP171	3/10/2018	0.04400	0.01093
HIGH INCOME ALLOCATION PORTFOLIO 2017-1	35-2579860	46139L621	46139L654	46139L647	46139L639		HIAP171	4/10/2018	0.04482	0.01113
HIGH INCOME ALLOCATION PORTFOLIO 2017-1	35-2579860	46139L621	46139L654	46139L647	46139L639		HIAP171	5/10/2018	0.04482	0.01113
HIGH INCOME ALLOCATION PORTFOLIO 2017-1	35-2579860	46139L621	46139L654	46139L647	46139L639		HIAP171	6/10/2018	0.04482	0.01113
HIGH INCOME ALLOCATION PORTFOLIO 2017-1	35-2579860	46139L621	46139L654	46139L647	46139L639		HIAP171	7/10/2018	0.04625	0.01148
HIGH INCOME ALLOCATION PORTFOLIO 2017-1	35-2579860	46139L621	46139L654	46139L647	46139L639		HIAP171	8/10/2018	0.04482	0.01113
HIGH INCOME ALLOCATION PORTFOLIO 2017-1	35-2579860	46139L621	46139L654	46139L647	46139L639		HIAP171	9/10/2018	0.04482	0.01113
HIGH INCOME ALLOCATION PORTFOLIO 2017-1	35-2579860	46139L621	46139L654	46139L647	46139L639		HIAP171	10/10/2018	0.04444	0.01103
HIGH INCOME ALLOCATION PORTFOLIO 2017-1	35-2579860	46139L621	46139L654	46139L647	46139L639		HIAP171	11/10/2018	0.04444	0.01103
HIGH INCOME ALLOCATION PORTFOLIO 2017-1	35-2579860	46139L621	46139L654	46139L647	46139L639		HIAP171	11/10/2018	0.19615	0.19615
HIGH INCOME ALLOCATION PORTFOLIO 2017-1	35-2579860	46139L621	46139L654	46139L647	46139L639		HIAP171	12/10/2018	0.04633	0.01150
PREFERRED OPPORTUNITY PORTFOLIO 2017-1	35-2579861	46139L662	46139L688	46139L696	46139L670		PFOP171	1/10/2018	0.04500	0.00331
PREFERRED OPPORTUNITY PORTFOLIO 2017-1	35-2579861	46139L662	46139L688	46139L696	46139L670		PFOP171	2/10/2018	0.04500	0.00331
PREFERRED OPPORTUNITY PORTFOLIO 2017-1	35-2579861	46139L662	46139L688	46139L696	46139L670		PFOP171	3/10/2018	0.04500	0.00331
PREFERRED OPPORTUNITY PORTFOLIO 2017-1	35-2579861	46139L662	46139L688	46139L696	46139L670		PFOP171	4/10/2018	0.04492	0.00330
PREFERRED OPPORTUNITY PORTFOLIO 2017-1	35-2579861	46139L662	46139L688	46139L696	46139L670		PFOP171	5/10/2018	0.04492	0.00330
PREFERRED OPPORTUNITY PORTFOLIO 2017-1	35-2579861	46139L662	46139L688	46139L696	46139L670		PFOP171	6/10/2018	0.04492	0.00330
PREFERRED OPPORTUNITY PORTFOLIO 2017-1	35-2579861	46139L662	46139L688	46139L696	46139L670		PFOP171	7/10/2018	0.04488	0.00330
PREFERRED OPPORTUNITY PORTFOLIO 2017-1	35-2579861	46139L662	46139L688	46139L696	46139L670		PFOP171	8/10/2018	0.04488	0.00330
PREFERRED OPPORTUNITY PORTFOLIO 2017-1	35-2579861	46139L662	46139L688	46139L696	46139L670		PFOP171	9/10/2018	0.04488	0.00330
PREFERRED OPPORTUNITY PORTFOLIO 2017-1	35-2579861	46139L662	46139L688	46139L696	46139L670		PFOP171	10/10/2018	0.04289	0.00315
PREFERRED OPPORTUNITY PORTFOLIO 2017-1	35-2579861	46139L662	46139L688	46139L696	46139L670		PFOP171	11/10/2018	0.04289	0.00315
PREFERRED OPPORTUNITY PORTFOLIO 2017-1	35-2579861	46139L662	46139L688	46139L696	46139L670		PFOP171	12/10/2018	0.04289	0.00315
EUROPEAN DIVIDEND SUSTAINABILITY PORTFOLIO 2017-2	35-2590442	46139M157	46139M165	46139M173	46139M140		EDST172	12/19/2018	0.09323	0.01247
GLOBAL DIVIDEND SUSTAINABILITY PORTFOLIO 2017-2	35-2590443	46139M199	46139M207	46139M215	46139M181		GDST172	12/19/2018	0.10431	0.00914
CLOSED-END STRATEGY: DISCOUNT OPPORTUNITY PORTFOLIO 2017-2	35-2590445	46139M306	46139M322	46139M330	46139M314		DISC172	1/10/2018	0.03700	0.01512
CLOSED-END STRATEGY: DISCOUNT OPPORTUNITY PORTFOLIO 2017-2	35-2590445	46139M306	46139M322	46139M330	46139M314		DISC172	2/10/2018	0.05625	0.02298
CLOSED-END STRATEGY: DISCOUNT OPPORTUNITY PORTFOLIO 2017-2	35-2590445	46139M306	46139M322	46139M330	46139M314		DISC172	3/10/2018	0.06015	0.02458
CLOSED-END STRATEGY: DISCOUNT OPPORTUNITY PORTFOLIO 2017-2	35-2590445	46139M306	46139M322	46139M330	46139M314		DISC172	4/10/2018	0.05538	0.02263
CLOSED-END STRATEGY: DISCOUNT OPPORTUNITY PORTFOLIO 2017-2	35-2590445	46139M306	46139M322	46139M330	46139M314		DISC172	5/10/2018	0.06051	0.02472
CLOSED-END STRATEGY: DISCOUNT OPPORTUNITY PORTFOLIO 2017-2	35-2590445	46139M306	46139M322	46139M330	46139M314		DISC172	6/10/2018	0.05712	0.02334
CLOSED-END STRATEGY: DISCOUNT OPPORTUNITY PORTFOLIO 2017-2	35-2590445	46139M306	46139M322	46139M330	46139M314		DISC172	7/10/2018	0.05418	0.02214
CLOSED-END STRATEGY: DISCOUNT OPPORTUNITY PORTFOLIO 2017-2	35-2590445	46139M306	46139M322	46139M330	46139M314		DISC172	8/10/2018	0.05954	0.02433
CLOSED-END STRATEGY: DISCOUNT OPPORTUNITY PORTFOLIO 2017-2	35-2590445	46139M306	46139M322	46139M330	46139M314		DISC172	9/10/2018	0.05615	0.02294
CLOSED-END STRATEGY: DISCOUNT OPPORTUNITY PORTFOLIO 2017-2	35-2590445	46139M306	46139M322	46139M330	46139M314		DISC172	10/10/2018	0.05725	0.02339
CLOSED-END STRATEGY: DISCOUNT OPPORTUNITY PORTFOLIO 2017-2	35-2590445	46139M306	46139M322	46139M330	46139M314		DISC172	11/10/2018	0.05368	0.02193
CLOSED-END STRATEGY: DISCOUNT OPPORTUNITY PORTFOLIO 2017-2	35-2590445	46139M306	46139M322	46139M330	46139M314		DISC172	12/10/2018	0.05845	0.02388
ENERGY PORTFOLIO 2017-2	35-2590446	46139M355	46139M363	46139M371	46139M348		ENGY172	3/10/2018	0.04743	0.00205
ENERGY PORTFOLIO 2017-2	35-2590446	46139M355	46139M363	46139M371	46139M348		ENGY172	6/10/2018	0.05241	0.00226
ENERGY PORTFOLIO 2017-2	35-2590446	46139M355	46139M363	46139M371	46139M348		ENGY172	9/10/2018	0.06464	0.00279
ENERGY PORTFOLIO 2017-2	35-2590446	46139M355	46139M363	46139M371	46139M348		ENGY172	12/10/2018	0.05507	0.00238
ENERGY PORTFOLIO 2017-2	35-2590446	46139M355	46139M363	46139M371	46139M348		ENGY172	12/31/2018	0.00640	0.00028
FINANCIAL INSTITUTIONS PORTFOLIO 2017-2	35-2590448	46139M389	46139M405	46139M413	46139M397		FITT172	12/19/2018	0.21027	0.02652
REIT INCOME PORTFOLIO 2017-2	35-2590449	46139M462	46139M488	46139M496	46139M470		VCSR172	1/10/2018	0.03114	0.01268
REIT INCOME PORTFOLIO 2017-2	35-2590449	46139M462	46139M488	46139M496	46139M470		VCSR172	2/10/2018	0.02674	0.01089
REIT INCOME PORTFOLIO 2017-2	35-2590449	46139M462	46139M488	46139M496	46139M470		VCSR172	3/10/2018	0.02674	0.01089
REIT INCOME PORTFOLIO 2017-2	35-2590449	46139M462	46139M488	46139M496	46139M470		VCSR172	4/10/2018	0.02704	0.01101
REIT INCOME PORTFOLIO 2017-2	35-2590449	46139M462	46139M488	46139M496	46139M470		VCSR172	5/10/2018	0.02704	0.01101
REIT INCOME PORTFOLIO 2017-2	35-2590449	46139M462	46139M488	46139M496	46139M470		VCSR172	6/10/2018	0.02704	0.01101
REIT INCOME PORTFOLIO 2017-2	35-2590449	46139M462	46139M488	46139M496	46139M470		VCSR172	7/10/2018	0.02693	0.01097
REIT INCOME PORTFOLIO 2017-2	35-2590449	46139M462	46139M488	46139M496	46139M470		VCSR172	8/10/2018	0.02693	0.01097
REIT INCOME PORTFOLIO 2017-2	35-2590449	46139M462	46139M488	46139M496	46139M470		VCSR172	9/10/2018	0.02693	0.01097
REIT INCOME PORTFOLIO 2017-2	35-2590449	46139M462	46139M488	46139M496	46139M470		VCSR172	10/10/2018	0.02656	0.01082
REIT INCOME PORTFOLIO 2017-2	35-2590449	46139M462	46139M488	46139M496	46139M470		VCSR172	10/10/2018	0.23515	0.17373
REIT INCOME PORTFOLIO 2017-2	35-2590449	46139M462	46139M488	46139M496	46139M470		VCSR172	11/10/2018	0.02656	0.01082

Issuer's Name	EIN	CUSIP 1	CUSIP 2	CUSIP 3	CUSIP 4	CUSIP 5	Ticker Symbol	Date of Corporate Action	Distribution Per Unit	Per Unit Reduction of Taxpayer's Basis
REIT INCOME PORTFOLIO 2017-2	35-2590449	46139M462	46139M488	46139M496	46139M470		VCSR172	12/10/2018	0.02666	0.01082
UTILITY INCOME PORTFOLIO 2017-2	35-2590450	46139M512	46139M520	46139M538	46139M504		UTIL172	1/10/2018	0.02391	0.00330
UTILITY INCOME PORTFOLIO 2017-2	35-2590450	46139M512	46139M520	46139M538	46139M504		UTIL172	2/10/2018	0.02391	0.00330
UTILITY INCOME PORTFOLIO 2017-2	35-2590450	46139M512	46139M520	46139M538	46139M504		UTIL172	3/10/2018	0.02391	0.00330
UTILITY INCOME PORTFOLIO 2017-2	35-2590450	46139M512	46139M520	46139M538	46139M504		UTIL172	4/10/2018	0.02434	0.00336
UTILITY INCOME PORTFOLIO 2017-2	35-2590450	46139M512	46139M520	46139M538	46139M504		UTIL172	5/10/2018	0.02434	0.00336
UTILITY INCOME PORTFOLIO 2017-2	35-2590450	46139M512	46139M520	46139M538	46139M504		UTIL172	6/10/2018	0.02434	0.00336
UTILITY INCOME PORTFOLIO 2017-2	35-2590450	46139M512	46139M520	46139M538	46139M504		UTIL172	7/10/2018	0.02309	0.00319
UTILITY INCOME PORTFOLIO 2017-2	35-2590450	46139M512	46139M520	46139M538	46139M504		UTIL172	8/10/2018	0.02309	0.00319
UTILITY INCOME PORTFOLIO 2017-2	35-2590450	46139M512	46139M520	46139M538	46139M504		UTIL172	9/10/2018	0.02309	0.00319
UTILITY INCOME PORTFOLIO 2017-2	35-2590450	46139M512	46139M520	46139M538	46139M504		UTIL172	10/10/2018	0.02323	0.00321
UTILITY INCOME PORTFOLIO 2017-2	35-2590450	46139M512	46139M520	46139M538	46139M504		UTIL172	11/10/2018	0.02323	0.00321
UTILITY INCOME PORTFOLIO 2017-2	35-2590450	46139M512	46139M520	46139M538	46139M504		UTIL172	12/10/2018	0.02323	0.00321
MLP & INCOME PORTFOLIO 2017-2	35-2590451	46139M546	46139M579	46139M561	46139M553		MLP172	1/10/2018	0.05965	0.05363
MLP & INCOME PORTFOLIO 2017-2	35-2590451	46139M546	46139M579	46139M561	46139M553		MLP172	2/10/2018	0.05965	0.05363
MLP & INCOME PORTFOLIO 2017-2	35-2590451	46139M546	46139M579	46139M561	46139M553		MLP172	3/10/2018	0.05965	0.05363
MLP & INCOME PORTFOLIO 2017-2	35-2590451	46139M546	46139M579	46139M561	46139M553		MLP172	4/10/2018	0.05907	0.05311
MLP & INCOME PORTFOLIO 2017-2	35-2590451	46139M546	46139M579	46139M561	46139M553		MLP172	5/10/2018	0.05907	0.05311
MLP & INCOME PORTFOLIO 2017-2	35-2590451	46139M546	46139M579	46139M561	46139M553		MLP172	6/10/2018	0.06359	0.05717
MLP & INCOME PORTFOLIO 2017-2	35-2590451	46139M546	46139M579	46139M561	46139M553		MLP172	7/10/2018	0.05626	0.05058
MLP & INCOME PORTFOLIO 2017-2	35-2590451	46139M546	46139M579	46139M561	46139M553		MLP172	8/10/2018	0.05626	0.05058
MLP & INCOME PORTFOLIO 2017-2	35-2590451	46139M546	46139M579	46139M561	46139M553		MLP172	9/10/2018	0.05626	0.05058
MLP & INCOME PORTFOLIO 2017-2	35-2590451	46139M546	46139M579	46139M561	46139M553		MLP172	10/10/2018	0.05581	0.05018
MLP & INCOME PORTFOLIO 2017-2	35-2590451	46139M546	46139M579	46139M561	46139M553		MLP172	11/10/2018	0.05581	0.05018
MLP & INCOME PORTFOLIO 2017-2	35-2590451	46139M546	46139M579	46139M561	46139M553		MLP172	12/10/2018	0.05581	0.05018
HIGH INCOME ALLOCATION PORTFOLIO 2017-2	35-2590452	46139M587	46139M611	46139M603	46139M595		HIAP172	1/10/2018	0.04477	0.01072
HIGH INCOME ALLOCATION PORTFOLIO 2017-2	35-2590452	46139M587	46139M611	46139M603	46139M595		HIAP172	2/10/2018	0.04287	0.01027
HIGH INCOME ALLOCATION PORTFOLIO 2017-2	35-2590452	46139M587	46139M611	46139M603	46139M595		HIAP172	3/10/2018	0.04287	0.01027
HIGH INCOME ALLOCATION PORTFOLIO 2017-2	35-2590452	46139M587	46139M611	46139M603	46139M595		HIAP172	4/10/2018	0.04348	0.01041
HIGH INCOME ALLOCATION PORTFOLIO 2017-2	35-2590452	46139M587	46139M611	46139M603	46139M595		HIAP172	5/10/2018	0.04321	0.01035
HIGH INCOME ALLOCATION PORTFOLIO 2017-2	35-2590452	46139M587	46139M611	46139M603	46139M595		HIAP172	6/10/2018	0.04623	0.01107
HIGH INCOME ALLOCATION PORTFOLIO 2017-2	35-2590452	46139M587	46139M611	46139M603	46139M595		HIAP172	7/10/2018	0.04516	0.01082
HIGH INCOME ALLOCATION PORTFOLIO 2017-2	35-2590452	46139M587	46139M611	46139M603	46139M595		HIAP172	8/10/2018	0.04329	0.01037
HIGH INCOME ALLOCATION PORTFOLIO 2017-2	35-2590452	46139M587	46139M611	46139M603	46139M595		HIAP172	9/10/2018	0.04329	0.01037
HIGH INCOME ALLOCATION PORTFOLIO 2017-2	35-2590452	46139M587	46139M611	46139M603	46139M595		HIAP172	10/10/2018	0.04367	0.01046
HIGH INCOME ALLOCATION PORTFOLIO 2017-2	35-2590452	46139M587	46139M611	46139M603	46139M595		HIAP172	11/10/2018	0.04293	0.01028
HIGH INCOME ALLOCATION PORTFOLIO 2017-2	35-2590452	46139M587	46139M611	46139M603	46139M595		HIAP172	12/10/2018	0.04293	0.01028
PREFERRED OPPORTUNITY PORTFOLIO 2017-2	35-2590453	46139M629	46139M645	46139M652	46139M637		PFOP172	1/10/2018	0.04390	0.00373
PREFERRED OPPORTUNITY PORTFOLIO 2017-2	35-2590453	46139M629	46139M645	46139M652	46139M637		PFOP172	2/10/2018	0.04390	0.00373
PREFERRED OPPORTUNITY PORTFOLIO 2017-2	35-2590453	46139M629	46139M645	46139M652	46139M637		PFOP172	3/10/2018	0.04390	0.00373
PREFERRED OPPORTUNITY PORTFOLIO 2017-2	35-2590453	46139M629	46139M645	46139M652	46139M637		PFOP172	4/10/2018	0.04338	0.00368
PREFERRED OPPORTUNITY PORTFOLIO 2017-2	35-2590453	46139M629	46139M645	46139M652	46139M637		PFOP172	5/10/2018	0.04338	0.00368
PREFERRED OPPORTUNITY PORTFOLIO 2017-2	35-2590453	46139M629	46139M645	46139M652	46139M637		PFOP172	6/10/2018	0.04338	0.00368
PREFERRED OPPORTUNITY PORTFOLIO 2017-2	35-2590453	46139M629	46139M645	46139M652	46139M637		PFOP172	7/10/2018	0.04333	0.00368
PREFERRED OPPORTUNITY PORTFOLIO 2017-2	35-2590453	46139M629	46139M645	46139M652	46139M637		PFOP172	8/10/2018	0.04333	0.00368
PREFERRED OPPORTUNITY PORTFOLIO 2017-2	35-2590453	46139M629	46139M645	46139M652	46139M637		PFOP172	9/10/2018	0.04333	0.00368
PREFERRED OPPORTUNITY PORTFOLIO 2017-2	35-2590453	46139M629	46139M645	46139M652	46139M637		PFOP172	10/10/2018	0.04232	0.00359
PREFERRED OPPORTUNITY PORTFOLIO 2017-2	35-2590453	46139M629	46139M645	46139M652	46139M637		PFOP172	11/10/2018	0.04232	0.00359
PREFERRED OPPORTUNITY PORTFOLIO 2017-2	35-2590453	46139M629	46139M645	46139M652	46139M637		PFOP172	12/10/2018	0.04232	0.00359
INTERNATIONAL DIVIDEND SUSTAINABILITY PORTFOLIO 2017-2	35-2590441	46139M835	46139M850	46139M843	46139M827		IDST172	12/19/2018	0.08245	0.03775
ETF DIVERSIFIED INCOME PORTFOLIO 2017-2	35-2590551	46139N189	46139N213	46139N205	46139N197		ETFI172	1/10/2018	0.03459	0.01000
ETF DIVERSIFIED INCOME PORTFOLIO 2017-2	35-2590551	46139N189	46139N213	46139N205	46139N197		ETFI172	2/10/2018	0.03459	0.01000
ETF DIVERSIFIED INCOME PORTFOLIO 2017-2	35-2590551	46139N189	46139N213	46139N205	46139N197		ETFI172	3/10/2018	0.03459	0.01000
ETF DIVERSIFIED INCOME PORTFOLIO 2017-2	35-2590551	46139N189	46139N213	46139N205	46139N197		ETFI172	4/10/2018	0.02985	0.00863
ETF DIVERSIFIED INCOME PORTFOLIO 2017-2	35-2590551	46139N189	46139N213	46139N205	46139N197		ETFI172	5/10/2018	0.02985	0.00863
ETF DIVERSIFIED INCOME PORTFOLIO 2017-2	35-2590551	46139N189	46139N213	46139N205	46139N197		ETFI172	6/10/2018	0.02985	0.00863
ETF DIVERSIFIED INCOME PORTFOLIO 2017-2	35-2590551	46139N189	46139N213	46139N205	46139N197		ETFI172	7/10/2018	0.03758	0.01086
ETF DIVERSIFIED INCOME PORTFOLIO 2017-2	35-2590551	46139N189	46139N213	46139N205	46139N197		ETFI172	8/10/2018	0.03758	0.01086
EMERGING MARKETS DIVIDEND PORTFOLIO 2017-2	35-2590553	46139N270	46139N288	46139N296	46139N262		EMDV172	12/19/2018	0.11133	0.01363

Issuer's Name	EIN	CUSIP 1	CUSIP 2	CUSIP 3	CUSIP 4	CUSIP 5	Ticker Symbol	Date of Corporate Action	Distribution Per Unit	Per Unit Reduction of Taxpayer's Basis
HIGH INCOME ALLOCATION PORTFOLIO 2017-3	35-2596515	46139N460	46139N494	46139N486	46139N478		HIAP173	1/10/2018	0.04629	0.01168
HIGH INCOME ALLOCATION PORTFOLIO 2017-3	35-2596515	46139N460	46139N494	46139N486	46139N478		HIAP173	2/10/2018	0.04430	0.01118
HIGH INCOME ALLOCATION PORTFOLIO 2017-3	35-2596515	46139N460	46139N494	46139N486	46139N478		HIAP173	3/10/2018	0.04430	0.01118
HIGH INCOME ALLOCATION PORTFOLIO 2017-3	35-2596515	46139N460	46139N494	46139N486	46139N478		HIAP173	4/10/2018	0.04468	0.01127
HIGH INCOME ALLOCATION PORTFOLIO 2017-3	35-2596515	46139N460	46139N494	46139N486	46139N478		HIAP173	5/10/2018	0.04440	0.01120
HIGH INCOME ALLOCATION PORTFOLIO 2017-3	35-2596515	46139N460	46139N494	46139N486	46139N478		HIAP173	6/10/2018	0.04748	0.01198
HIGH INCOME ALLOCATION PORTFOLIO 2017-3	35-2596515	46139N460	46139N494	46139N486	46139N478		HIAP173	7/10/2018	0.04593	0.01159
HIGH INCOME ALLOCATION PORTFOLIO 2017-3	35-2596515	46139N460	46139N494	46139N486	46139N478		HIAP173	8/10/2018	0.04400	0.01110
HIGH INCOME ALLOCATION PORTFOLIO 2017-3	35-2596515	46139N460	46139N494	46139N486	46139N478		HIAP173	9/10/2018	0.04400	0.01110
HIGH INCOME ALLOCATION PORTFOLIO 2017-3	35-2596515	46139N460	46139N494	46139N486	46139N478		HIAP173	10/10/2018	0.04442	0.01121
HIGH INCOME ALLOCATION PORTFOLIO 2017-3	35-2596515	46139N460	46139N494	46139N486	46139N478		HIAP173	11/10/2018	0.04367	0.01102
HIGH INCOME ALLOCATION PORTFOLIO 2017-3	35-2596515	46139N460	46139N494	46139N486	46139N478		HIAP173	12/10/2018	0.04367	0.01102
PREFERRED OPPORTUNITY PORTFOLIO 2017-3	35-2596516	46139N502	46139N528	46139N536	46139N510		PFOP173	1/10/2018	0.04444	0.00414
PREFERRED OPPORTUNITY PORTFOLIO 2017-3	35-2596516	46139N502	46139N528	46139N536	46139N510		PFOP173	2/10/2018	0.04444	0.00414
PREFERRED OPPORTUNITY PORTFOLIO 2017-3	35-2596516	46139N502	46139N528	46139N536	46139N510		PFOP173	3/10/2018	0.04444	0.00414
PREFERRED OPPORTUNITY PORTFOLIO 2017-3	35-2596516	46139N502	46139N528	46139N536	46139N510		PFOP173	4/10/2018	0.04370	0.00407
PREFERRED OPPORTUNITY PORTFOLIO 2017-3	35-2596516	46139N502	46139N528	46139N536	46139N510		PFOP173	5/10/2018	0.04370	0.00407
PREFERRED OPPORTUNITY PORTFOLIO 2017-3	35-2596516	46139N502	46139N528	46139N536	46139N510		PFOP173	6/10/2018	0.04370	0.00407
PREFERRED OPPORTUNITY PORTFOLIO 2017-3	35-2596516	46139N502	46139N528	46139N536	46139N510		PFOP173	7/10/2018	0.04319	0.00402
PREFERRED OPPORTUNITY PORTFOLIO 2017-3	35-2596516	46139N502	46139N528	46139N536	46139N510		PFOP173	8/10/2018	0.04319	0.00402
PREFERRED OPPORTUNITY PORTFOLIO 2017-3	35-2596516	46139N502	46139N528	46139N536	46139N510		PFOP173	9/10/2018	0.04319	0.00402
PREFERRED OPPORTUNITY PORTFOLIO 2017-3	35-2596516	46139N502	46139N528	46139N536	46139N510		PFOP173	10/10/2018	0.04222	0.00393
PREFERRED OPPORTUNITY PORTFOLIO 2017-3	35-2596516	46139N502	46139N528	46139N536	46139N510		PFOP173	11/10/2018	0.04222	0.00393
PREFERRED OPPORTUNITY PORTFOLIO 2017-3	35-2596516	46139N502	46139N528	46139N536	46139N510		PFOP173	12/10/2018	0.04222	0.00393
MLP & INCOME PORTFOLIO 2017-3	35-2596514	46139N544	46139N577	46139N569	46139N551		MLPI173	1/10/2018	0.06280	0.05383
MLP & INCOME PORTFOLIO 2017-3	35-2596514	46139N544	46139N577	46139N569	46139N551		MLPI173	2/10/2018	0.06280	0.05383
MLP & INCOME PORTFOLIO 2017-3	35-2596514	46139N544	46139N577	46139N569	46139N551		MLPI173	3/10/2018	0.06280	0.05383
MLP & INCOME PORTFOLIO 2017-3	35-2596514	46139N544	46139N577	46139N569	46139N551		MLPI173	4/10/2018	0.06203	0.05317
MLP & INCOME PORTFOLIO 2017-3	35-2596514	46139N544	46139N577	46139N569	46139N551		MLPI173	5/10/2018	0.06203	0.05317
MLP & INCOME PORTFOLIO 2017-3	35-2596514	46139N544	46139N577	46139N569	46139N551		MLPI173	6/10/2018	0.06203	0.05317
MLP & INCOME PORTFOLIO 2017-3	35-2596514	46139N544	46139N577	46139N569	46139N551		MLPI173	7/10/2018	0.06098	0.05227
MLP & INCOME PORTFOLIO 2017-3	35-2596514	46139N544	46139N577	46139N569	46139N551		MLPI173	8/10/2018	0.06098	0.05227
MLP & INCOME PORTFOLIO 2017-3	35-2596514	46139N544	46139N577	46139N569	46139N551		MLPI173	9/10/2018	0.06098	0.05227
MLP & INCOME PORTFOLIO 2017-3	35-2596514	46139N544	46139N577	46139N569	46139N551		MLPI173	10/10/2018	0.06097	0.05226
MLP & INCOME PORTFOLIO 2017-3	35-2596514	46139N544	46139N577	46139N569	46139N551		MLPI173	11/10/2018	0.06097	0.05226
MLP & INCOME PORTFOLIO 2017-3	35-2596514	46139N544	46139N577	46139N569	46139N551		MLPI173	12/10/2018	0.06097	0.05226
ETF DIVERSIFIED INCOME PORTFOLIO 2017-1	35-2583802	46140A226	46140A259	46140A242	46140A234		ETFI171	1/10/2018	0.03481	0.00985
ETF DIVERSIFIED INCOME PORTFOLIO 2017-1	35-2583802	46140A226	46140A259	46140A242	46140A234		ETFI171	2/10/2018	0.03481	0.00985
ETF DIVERSIFIED INCOME PORTFOLIO 2017-1	35-2583802	46140A226	46140A259	46140A242	46140A234		ETFI171	3/10/2018	0.03481	0.00985
ETF DIVERSIFIED INCOME PORTFOLIO 2017-1	35-2583802	46140A226	46140A259	46140A242	46140A234		ETFI171	4/10/2018	0.03007	0.00851
ETF DIVERSIFIED INCOME PORTFOLIO 2017-1	35-2583802	46140A226	46140A259	46140A242	46140A234		ETFI171	5/10/2018	0.03007	0.00851
DEFENSIVE EQUITY & INCOME PORTFOLIO 2017-1	35-2583803	46140A267	46140A291	46140A283	46140A275		DFEN171	1/10/2018	0.04573	0.00792
DEFENSIVE EQUITY & INCOME PORTFOLIO 2017-1	35-2583803	46140A267	46140A291	46140A283	46140A275		DFEN171	2/10/2018	0.03974	0.00688
DEFENSIVE EQUITY & INCOME PORTFOLIO 2017-1	35-2583803	46140A267	46140A291	46140A283	46140A275		DFEN171	3/10/2018	0.04984	0.00863
DEFENSIVE EQUITY & INCOME PORTFOLIO 2017-1	35-2583803	46140A267	46140A291	46140A283	46140A275		DFEN171	4/10/2018	0.03196	0.00554
DEFENSIVE EQUITY & INCOME PORTFOLIO 2017-1	35-2583803	46140A267	46140A291	46140A283	46140A275		DFEN171	5/10/2018	0.05625	0.00974
EMERGING MARKETS DIVIDEND PORTFOLIO 2017-1	35-2583804	46140A317	46140A325	46140A333	46140A309		EMDV171	12/19/2018	0.21165	0.03672
PRODUCTIVITY STRATEGY PORTFOLIO, SERIES 1	35-2587074	46140A754	46140A762	46140A770	46140A747		LPLP2	4/10/2018	0.28805	0.07468
ETF ALLOCATION PORTFOLIO 2017-3	35-2600379	46140B141	46140B174	46140B166	46140B158		ETFA173	1/10/2018	0.01755	0.00996
ETF ALLOCATION PORTFOLIO 2017-3	35-2600379	46140B141	46140B174	46140B166	46140B158		ETFA173	2/10/2018	0.01755	0.00996
ETF ALLOCATION PORTFOLIO 2017-3	35-2600379	46140B141	46140B174	46140B166	46140B158		ETFA173	3/10/2018	0.01755	0.00996
ETF ALLOCATION PORTFOLIO 2017-3	35-2600379	46140B141	46140B174	46140B166	46140B158		ETFA173	4/10/2018	0.01671	0.00948
ETF ALLOCATION PORTFOLIO 2017-3	35-2600379	46140B141	46140B174	46140B166	46140B158		ETFA173	5/10/2018	0.01671	0.00948
ETF ALLOCATION PORTFOLIO 2017-3	35-2600379	46140B141	46140B174	46140B166	46140B158		ETFA173	6/10/2018	0.01671	0.00948
ETF ALLOCATION PORTFOLIO 2017-3	35-2600379	46140B141	46140B174	46140B166	46140B158		ETFA173	7/10/2018	0.01968	0.01117
ETF ALLOCATION PORTFOLIO 2017-3	35-2600379	46140B141	46140B174	46140B166	46140B158		ETFA173	8/10/2018	0.01968	0.01117
ETF ALLOCATION PORTFOLIO 2017-3	35-2600379	46140B141	46140B174	46140B166	46140B158		ETFA173	9/10/2018	0.01968	0.01117
ETF ALLOCATION PORTFOLIO 2017-3	35-2600379	46140B141	46140B174	46140B166	46140B158		ETFA173	10/10/2018	0.01752	0.00994
ETF ALLOCATION PORTFOLIO 2017-3	35-2600379	46140B141	46140B174	46140B166	46140B158		ETFA173	11/10/2018	0.01752	0.00994

Issuer's Name	EIN	CUSIP 1	CUSIP 2	CUSIP 3	CUSIP 4	CUSIP 5	Ticker Symbol	Date of Corporate Action	Distribution Per Unit	Per Unit Reduction of Taxpayer's Basis
ETF DIVERSIFIED INCOME PORTFOLIO 2017-3	35-2600380	46140B182	46140B216	46140B208	46140B190		ETF1173	1/10/2018	0.03503	0.00933
ETF DIVERSIFIED INCOME PORTFOLIO 2017-3	35-2600380	46140B182	46140B208	46140B208	46140B190		ETF1173	2/10/2018	0.03503	0.00933
ETF DIVERSIFIED INCOME PORTFOLIO 2017-3	35-2600380	46140B182	46140B216	46140B208	46140B190		ETF1173	3/10/2018	0.03503	0.00933
ETF DIVERSIFIED INCOME PORTFOLIO 2017-3	35-2600380	46140B182	46140B216	46140B208	46140B190		ETF1173	4/10/2018	0.03045	0.00811
ETF DIVERSIFIED INCOME PORTFOLIO 2017-3	35-2600380	46140B182	46140B216	46140B208	46140B190		ETF1173	5/10/2018	0.03045	0.00811
ETF DIVERSIFIED INCOME PORTFOLIO 2017-3	35-2600380	46140B182	46140B216	46140B208	46140B190		ETF1173	6/10/2018	0.03045	0.00811
ETF DIVERSIFIED INCOME PORTFOLIO 2017-3	35-2600380	46140B182	46140B216	46140B208	46140B190		ETF1173	7/10/2018	0.03768	0.01003
ETF DIVERSIFIED INCOME PORTFOLIO 2017-3	35-2600380	46140B182	46140B216	46140B208	46140B190		ETF1173	8/10/2018	0.03768	0.01003
ETF DIVERSIFIED INCOME PORTFOLIO 2017-3	35-2600380	46140B182	46140B216	46140B208	46140B190		ETF1173	9/10/2018	0.03768	0.01003
ETF DIVERSIFIED INCOME PORTFOLIO 2017-3	35-2600380	46140B182	46140B216	46140B208	46140B190		ETF1173	10/10/2018	0.03316	0.00883
ETF DIVERSIFIED INCOME PORTFOLIO 2017-3	35-2600380	46140B182	46140B216	46140B208	46140B190		ETF1173	11/10/2018	0.03316	0.00883
DEFENSIVE EQUITY & INCOME PORTFOLIO 2017-3	35-2600381	46140B224	46140B257	46140B240	46140B232		DFEN173	2/10/2018	0.04598	0.01702
DEFENSIVE EQUITY & INCOME PORTFOLIO 2017-3	35-2600381	46140B224	46140B257	46140B240	46140B232		DFEN173	3/10/2018	0.05114	0.01893
DEFENSIVE EQUITY & INCOME PORTFOLIO 2017-3	35-2600381	46140B224	46140B257	46140B240	46140B232		DFEN173	4/10/2018	0.03820	0.01414
DEFENSIVE EQUITY & INCOME PORTFOLIO 2017-3	35-2600381	46140B224	46140B257	46140B240	46140B232		DFEN173	5/10/2018	0.05097	0.01887
DEFENSIVE EQUITY & INCOME PORTFOLIO 2017-3	35-2600381	46140B224	46140B257	46140B240	46140B232		DFEN173	6/10/2018	0.05212	0.01929
DEFENSIVE EQUITY & INCOME PORTFOLIO 2017-3	35-2600381	46140B224	46140B257	46140B240	46140B232		DFEN173	7/10/2018	0.04320	0.01599
DEFENSIVE EQUITY & INCOME PORTFOLIO 2017-3	35-2600381	46140B224	46140B257	46140B240	46140B232		DFEN173	8/10/2018	0.04635	0.01716
DEFENSIVE EQUITY & INCOME PORTFOLIO 2017-3	35-2600381	46140B224	46140B257	46140B240	46140B232		DFEN173	9/10/2018	0.05201	0.01925
DEFENSIVE EQUITY & INCOME PORTFOLIO 2017-3	35-2600381	46140B224	46140B257	46140B240	46140B232		DFEN173	10/10/2018	0.04171	0.01544
DEFENSIVE EQUITY & INCOME PORTFOLIO 2017-3	35-2600381	46140B224	46140B257	46140B240	46140B232		DFEN173	11/10/2018	0.04119	0.01525
EMERGING MARKETS DIVIDEND PORTFOLIO 2017-3	35-2600382	46140B273	46140B281	46140B299	46140B265		EMDV173	7/10/2018	0.11240	0.01729
EMERGING MARKETS DIVIDEND PORTFOLIO 2017-3	35-2600382	46140B273	46140B281	46140B299	46140B265		EMDV173	10/10/2018	0.08165	0.01256
EMERGING MARKETS DIVIDEND PORTFOLIO 2017-3	35-2600382	46140B273	46140B281	46140B299	46140B265		EMDV173	12/31/2018	0.09790	0.01506
ENHANCED SECTOR STRATEGY, SECTOR ROTATION PORTFOLIO 2017-4	35-2600383	46140B315	46140B323	46140B331	46140B307		ESRO174	4/10/2018	0.30370	0.07037
ENHANCED SECTOR STRATEGY, SECTOR ROTATION PORTFOLIO 2017-4	35-2600383	46140B315	46140B323	46140B331	46140B307		ESRO174	5/10/2018	0.26199	0.06070
THE DOW JONES TOTAL MARKET PORTFOLIO, ENHANCED INDEX STRATEGY 2017-4	35-2600384	46140B356	46140B364	46140B372	46140B349		ESTM174	4/10/2018	0.12071	0.11592
THE DOW JONES TOTAL MARKET PORTFOLIO, ENHANCED INDEX STRATEGY 2017-4	35-2600384	46140B356	46140B364	46140B372	46140B349		ESTM174	5/10/2018	0.15203	0.14599
THE DOW JONES TOTAL MARKET PORTFOLIO, ENHANCED INDEX STRATEGY 2017-4	35-2600384	46140B356	46140B364	46140B372	46140B349		ESTM174	10/10/2018	0.15747	0.15122
THE DOW JONES TOTAL MARKET PORTFOLIO, ENHANCED INDEX STRATEGY 2017-4	35-2600384	46140B356	46140B364	46140B372	46140B349		ESTM174	11/10/2018	0.05360	0.05147
GLOBAL WATER PORTFOLIO 2017-3	35-2600375	46140B471	46140B489	46140B497	46140B463		GWTR173	5/10/2018	0.14689	0.09471
CLOSED-END STRATEGY: SELECT OPPORTUNITY PORTFOLIO2017-3	35-2600376	46140B505	46140B521	46140B539	46140B513		NLEV173	2/10/2018	0.06328	0.02070
CLOSED-END STRATEGY: SELECT OPPORTUNITY PORTFOLIO2017-3	35-2600376	46140B505	46140B521	46140B539	46140B513		NLEV173	3/10/2018	0.01891	0.00619
CLOSED-END STRATEGY: SELECT OPPORTUNITY PORTFOLIO2017-3	35-2600376	46140B505	46140B521	46140B539	46140B513		NLEV173	4/10/2018	0.09995	0.03269
CLOSED-END STRATEGY: SELECT OPPORTUNITY PORTFOLIO2017-3	35-2600376	46140B505	46140B521	46140B539	46140B513		NLEV173	5/10/2018	0.06676	0.02184
CLOSED-END STRATEGY: SELECT OPPORTUNITY PORTFOLIO2017-3	35-2600376	46140B505	46140B521	46140B539	46140B513		NLEV173	6/10/2018	0.01866	0.00610
CLOSED-END STRATEGY: SELECT OPPORTUNITY PORTFOLIO2017-3	35-2600376	46140B505	46140B521	46140B539	46140B513		NLEV173	7/10/2018	0.10610	0.03471
CLOSED-END STRATEGY: SELECT OPPORTUNITY PORTFOLIO2017-3	35-2600376	46140B505	46140B521	46140B539	46140B513		NLEV173	8/10/2018	0.05840	0.01910
CLOSED-END STRATEGY: SELECT OPPORTUNITY PORTFOLIO2017-3	35-2600376	46140B505	46140B521	46140B539	46140B513		NLEV173	9/10/2018	0.04659	0.01524
CLOSED-END STRATEGY: SELECT OPPORTUNITY PORTFOLIO2017-3	35-2600376	46140B505	46140B521	46140B539	46140B513		NLEV173	10/10/2018	0.07650	0.02502
CLOSED-END STRATEGY: SELECT OPPORTUNITY PORTFOLIO2017-3	35-2600376	46140B505	46140B521	46140B539	46140B513		NLEV173	11/10/2018	0.05820	0.01904
CLOSED-END STRATEGY: SELECT OPPORTUNITY PORTFOLIO2017-3	35-2600376	46140B505	46140B521	46140B539	46140B513		NLEV173	12/10/2018	0.02077	0.00679
CLOSED-END STRATEGY: SELECT OPPORTUNITY PORTFOLIO2017-3	35-2600376	46140B505	46140B521	46140B539	46140B513		NLEV173	12/31/2018	0.03259	0.01066
GLOBAL 45 DIVIDEND STRATEGY PORTFOLIO 2017-4	35-2603944	46140B638	46140B646	46140B653	46140B620		GLDV174	2/10/2018	0.01535	0.00319
GLOBAL 45 DIVIDEND STRATEGY PORTFOLIO 2017-4	35-2603944	46140B638	46140B646	46140B653	46140B620		GLDV174	5/10/2018	0.08090	0.01683
GLOBAL 45 DIVIDEND STRATEGY PORTFOLIO 2017-4	35-2603944	46140B638	46140B646	46140B653	46140B620		GLDV174	8/10/2018	0.34889	0.07257
CLOSED-END STRATEGY: VALUE EQUITY AND INCOME PORTFOLIO 2017-2	35-2583893	46140C180	46140C206	46140C214	46140C198		CSVP172	1/10/2018	0.02635	0.00060
CLOSED-END STRATEGY: VALUE EQUITY AND INCOME PORTFOLIO 2017-2	35-2583893	46140C180	46140C206	46140C214	46140C198		CSVP172	2/10/2018	0.05741	0.00131
CLOSED-END STRATEGY: VALUE EQUITY AND INCOME PORTFOLIO 2017-2	35-2583893	46140C180	46140C206	46140C214	46140C198		CSVP172	3/10/2018	0.04320	0.00098
CLOSED-END STRATEGY: VALUE EQUITY AND INCOME PORTFOLIO 2017-2	35-2583893	46140C180	46140C206	46140C214	46140C198		CSVP172	4/10/2018	0.09688	0.00221
CLOSED-END STRATEGY: VALUE EQUITY AND INCOME PORTFOLIO 2017-2	35-2583893	46140C180	46140C206	46140C214	46140C198		CSVP172	5/10/2018	0.05841	0.00133
CLOSED-END STRATEGY: VALUE EQUITY AND INCOME PORTFOLIO 2017-2	35-2583893	46140C180	46140C206	46140C214	46140C198		CSVP172	6/10/2018	0.04108	0.00094
CLOSED-END STRATEGY: MASTER INCOME PORTFOLIO 2017-2	35-2583894	46140C222	46140C248	46140C255	46140C230		MSTR172	1/10/2018	0.02369	0.02369
CLOSED-END STRATEGY: MASTER INCOME PORTFOLIO 2017-2	35-2583894	46140C222	46140C248	46140C255	46140C230		MSTR172	1/10/2018	0.04971	0.01843
CLOSED-END STRATEGY: MASTER INCOME PORTFOLIO 2017-2	35-2583894	46140C222	46140C248	46140C255	46140C230		MSTR172	2/10/2018	0.05094	0.01888
CLOSED-END STRATEGY: MASTER INCOME PORTFOLIO 2017-2	35-2583894	46140C222	46140C248	46140C255	46140C230		MSTR172	3/10/2018	0.05501	0.02039
CLOSED-END STRATEGY: MASTER INCOME PORTFOLIO 2017-2	35-2583894	46140C222	46140C248	46140C255	46140C230		MSTR172	4/10/2018	0.07603	0.02818
CLOSED-END STRATEGY: MASTER INCOME PORTFOLIO 2017-2	35-2583894	46140C222	46140C248	46140C255	46140C230		MSTR172	5/10/2018	0.05507	0.02041

Issuer's Name	EIN	CUSIP 1	CUSIP 2	CUSIP 3	CUSIP 4	CUSIP 5	Ticker Symbol	Date of Corporate Action	Distribution Per Unit	Per Unit Reduction of Taxpayer's Basis
CLOSED-END STRATEGY: MASTER INCOME PORTFOLIO 2017-2	35-2583894	46140C222	46140C248	46140C255	46140C230		MSTR172	6/10/2018	0.05468	0.02027
CLOSED-END STRATEGY: SELECT OPPORTUNITY PORTFOLIO2017-2	35-2583897	46140C263	46140C289	46140C297	46140C271		NLEV172	2/10/2018	0.05548	0.01258
CLOSED-END STRATEGY: SELECT OPPORTUNITY PORTFOLIO2017-2	35-2583897	46140C263	46140C289	46140C297	46140C271		NLEV172	3/10/2018	0.02721	0.00617
CLOSED-END STRATEGY: SELECT OPPORTUNITY PORTFOLIO2017-2	35-2583897	46140C263	46140C289	46140C297	46140C271		NLEV172	4/10/2018	0.09486	0.02151
CLOSED-END STRATEGY: SELECT OPPORTUNITY PORTFOLIO2017-2	35-2583897	46140C263	46140C289	46140C297	46140C271		NLEV172	5/10/2018	0.06085	0.01380
CLOSED-END STRATEGY: SELECT OPPORTUNITY PORTFOLIO2017-2	35-2583897	46140C263	46140C289	46140C297	46140C271		NLEV172	6/10/2018	0.02697	0.00612
CLOSED-END STRATEGY: SELECT OPPORTUNITY PORTFOLIO2017-2	35-2583897	46140C263	46140C289	46140C297	46140C271		NLEV172	7/10/2018	0.09289	0.02107
CLOSED-END STRATEGY: SELECT OPPORTUNITY PORTFOLIO2017-2	35-2583897	46140C263	46140C289	46140C297	46140C271		NLEV172	8/10/2018	0.06107	0.01385
CLOSED-END STRATEGY: SELECT OPPORTUNITY PORTFOLIO2017-2	35-2583897	46140C263	46140C289	46140C297	46140C271		NLEV172	9/10/2018	0.04062	0.00921
CLOSED-END STRATEGY: SELECT OPPORTUNITY PORTFOLIO2017-2	35-2583897	46140C263	46140C289	46140C297	46140C271		NLEV172	10/10/2018	0.08000	0.01814
CLOSED-END STRATEGY: SELECT OPPORTUNITY PORTFOLIO2017-2	35-2583897	46140C263	46140C289	46140C297	46140C271		NLEV172	11/10/2018	0.06067	0.01376
CLOSED-END STRATEGY: SELECT OPPORTUNITY PORTFOLIO2017-2	35-2583897	46140C263	46140C289	46140C297	46140C271		NLEV172	12/10/2018	0.02710	0.00615
CLOSED-END STRATEGY: SELECT OPPORTUNITY PORTFOLIO2017-2	35-2583897	46140C263	46140C289	46140C297	46140C271		NLEV172	12/31/2018	0.10902	0.02473
CENTRAL EQUITY TRUST, DIVERSIFIED INCOME SERIES 2017-2	35-2587014	46140C594	46140C586				CETD172	6/10/2018	0.01926	0.00218
CENTRAL EQUITY TRUST, DIVERSIFIED INCOME SERIES 2017-2	35-2587014	46140C594	46140C586				CETD172	12/19/2018	0.14461	0.01634
CLOSED-END STRATEGY: GLOBAL INCOME PORTFOLIO 2017-2	35-2587016	46140C644	46140C677	46140C669	46140C651		GLIN172	2/10/2018	0.05034	0.00748
CLOSED-END STRATEGY: GLOBAL INCOME PORTFOLIO 2017-2	35-2587016	46140C644	46140C677	46140C669	46140C651		GLIN172	3/10/2018	0.04297	0.00639
CLOSED-END STRATEGY: GLOBAL INCOME PORTFOLIO 2017-2	35-2587016	46140C644	46140C677	46140C669	46140C651		GLIN172	4/10/2018	0.07618	0.01132
CLOSED-END STRATEGY: GLOBAL INCOME PORTFOLIO 2017-2	35-2587016	46140C644	46140C677	46140C669	46140C651		GLIN172	5/10/2018	0.06678	0.00992
CLOSED-END STRATEGY: GLOBAL INCOME PORTFOLIO 2017-2	35-2587016	46140C644	46140C677	46140C669	46140C651		GLIN172	6/10/2018	0.04259	0.00633
CLOSED-END STRATEGY: GLOBAL INCOME PORTFOLIO 2017-2	35-2587016	46140C644	46140C677	46140C669	46140C651		GLIN172	7/10/2018	0.07563	0.01124
CLOSED-END STRATEGY: GLOBAL INCOME PORTFOLIO 2017-2	35-2587016	46140C644	46140C677	46140C669	46140C651		GLIN172	8/10/2018	0.06607	0.00982
CLOSED-END STRATEGY: GLOBAL INCOME PORTFOLIO 2017-2	35-2587016	46140C644	46140C677	46140C669	46140C651		GLIN172	9/10/2018	0.04187	0.00622
CLOSED-END STRATEGY: GLOBAL INCOME PORTFOLIO 2017-2	35-2587016	46140C644	46140C677	46140C669	46140C651		GLIN172	10/10/2018	0.07476	0.01111
CLOSED-END STRATEGY: GLOBAL INCOME PORTFOLIO 2017-2	35-2587016	46140C644	46140C677	46140C669	46140C651		GLIN172	11/10/2018	0.06598	0.00980
CLOSED-END STRATEGY: GLOBAL INCOME PORTFOLIO 2017-2	35-2587016	46140C644	46140C677	46140C669	46140C651		GLIN172	12/10/2018	0.04184	0.00622
CLOSED-END STRATEGY: GLOBAL INCOME PORTFOLIO 2017-2	35-2587016	46140C644	46140C677	46140C669	46140C651		GLIN172	12/31/2018	0.06597	0.00980
CLOSED-END STRATEGY: SENIOR LOAN AND LIMITED DURATION PORTFOLIO 2017-2	35-2587017	46140C685	46140C701	46140C719	46140C693		LOAN172	1/10/2018	0.03528	0.00458
CLOSED-END STRATEGY: SENIOR LOAN AND LIMITED DURATION PORTFOLIO 2017-2	35-2587017	46140C685	46140C701	46140C719	46140C693		LOAN172	2/10/2018	0.04946	0.00642
CLOSED-END STRATEGY: SENIOR LOAN AND LIMITED DURATION PORTFOLIO 2017-2	35-2587017	46140C685	46140C701	46140C719	46140C693		LOAN172	3/10/2018	0.05882	0.00764
CLOSED-END STRATEGY: SENIOR LOAN AND LIMITED DURATION PORTFOLIO 2017-2	35-2587017	46140C685	46140C701	46140C719	46140C693		LOAN172	4/10/2018	0.05774	0.00750
CLOSED-END STRATEGY: SENIOR LOAN AND LIMITED DURATION PORTFOLIO 2017-2	35-2587017	46140C685	46140C701	46140C719	46140C693		LOAN172	5/10/2018	0.05775	0.00750
CLOSED-END STRATEGY: SENIOR LOAN AND LIMITED DURATION PORTFOLIO 2017-2	35-2587017	46140C685	46140C701	46140C719	46140C693		LOAN172	6/10/2018	0.05781	0.00751
CLOSED-END STRATEGY: SENIOR LOAN AND LIMITED DURATION PORTFOLIO 2017-2	35-2587017	46140C685	46140C701	46140C719	46140C693		LOAN172	7/10/2018	0.05685	0.00738
CLOSED-END STRATEGY: SENIOR LOAN AND LIMITED DURATION PORTFOLIO 2017-2	35-2587017	46140C685	46140C701	46140C719	46140C693		LOAN172	8/10/2018	0.05698	0.00740
CLOSED-END STRATEGY: SENIOR LOAN AND LIMITED DURATION PORTFOLIO 2017-2	35-2587017	46140C685	46140C701	46140C719	46140C693		LOAN172	9/10/2018	0.05677	0.00737
CLOSED-END STRATEGY: SENIOR LOAN AND LIMITED DURATION PORTFOLIO 2017-2	35-2587017	46140C685	46140C701	46140C719	46140C693		LOAN172	10/10/2018	0.05701	0.00741
CLOSED-END STRATEGY: SENIOR LOAN AND LIMITED DURATION PORTFOLIO 2017-2	35-2587017	46140C685	46140C701	46140C719	46140C693		LOAN172	11/10/2018	0.05717	0.00743
CLOSED-END STRATEGY: SENIOR LOAN AND LIMITED DURATION PORTFOLIO 2017-2	35-2587017	46140C685	46140C701	46140C719	46140C693		LOAN172	12/10/2018	0.05708	0.00741
CLOSED-END STRATEGY: SENIOR LOAN AND LIMITED DURATION PORTFOLIO 2017-2	35-2587017	46140C685	46140C701	46140C719	46140C693		LOAN172	12/31/2018	0.01738	0.00226
AMERICAN INFRASTRUCTURE GROWTH PORTFOLIO 2017-2	35-2587019	46140C768	46140C784	46140C792	46140C776		INFA172	12/19/2018	0.16001	0.01210
BUYOUT OPPORTUNITY PORTFOLIO 2017-1	35-2587020	46140C818	46140C826	46140C834	46140C800		LBOP171	4/10/2018	0.27736	0.03389
CLOSED-END STRATEGY: COVERED CALL INCOME PORTFOLIO2017-4	35-2603946	46140E111	46140E129	46140E137	46140E103		CSCC174	2/10/2018	0.07380	0.01002
CLOSED-END STRATEGY: COVERED CALL INCOME PORTFOLIO2017-4	35-2603946	46140E111	46140E129	46140E137	46140E103		CSCC174	5/10/2018	0.18937	0.02572
CLOSED-END STRATEGY: COVERED CALL INCOME PORTFOLIO2017-4	35-2603946	46140E111	46140E129	46140E137	46140E103		CSCC174	8/10/2018	0.18753	0.02547
CLOSED-END STRATEGY: VALUE EQUITY AND INCOME PORTFOLIO 2017-4	35-2603945	46140E186	46140E202	46140E210	46140E194		CSVP174	2/10/2018	0.05528	0.02433
CLOSED-END STRATEGY: VALUE EQUITY AND INCOME PORTFOLIO 2017-4	35-2603945	46140E186	46140E202	46140E210	46140E194		CSVP174	3/10/2018	0.05473	0.02409
CLOSED-END STRATEGY: VALUE EQUITY AND INCOME PORTFOLIO 2017-4	35-2603945	46140E186	46140E202	46140E210	46140E194		CSVP174	4/10/2018	0.06020	0.02649
CLOSED-END STRATEGY: VALUE EQUITY AND INCOME PORTFOLIO 2017-4	35-2603945	46140E186	46140E202	46140E210	46140E194		CSVP174	5/10/2018	0.06784	0.02986
CLOSED-END STRATEGY: VALUE EQUITY AND INCOME PORTFOLIO 2017-4	35-2603945	46140E186	46140E202	46140E210	46140E194		CSVP174	6/10/2018	0.05431	0.02390
CLOSED-END STRATEGY: VALUE EQUITY AND INCOME PORTFOLIO 2017-4	35-2603945	46140E186	46140E202	46140E210	46140E194		CSVP174	7/10/2018	0.05955	0.02621
CLOSED-END STRATEGY: VALUE EQUITY AND INCOME PORTFOLIO 2017-4	35-2603945	46140E186	46140E202	46140E210	46140E194		CSVP174	8/10/2018	0.06717	0.02956
CLOSED-END STRATEGY: VALUE EQUITY AND INCOME PORTFOLIO 2017-4	35-2603945	46140E186	46140E202	46140E210	46140E194		CSVP174	9/10/2018	0.05367	0.02362
CLOSED-END STRATEGY: VALUE EQUITY AND INCOME PORTFOLIO 2017-4	35-2603945	46140E186	46140E202	46140E210	46140E194		CSVP174	10/10/2018	0.06858	0.03018
CLOSED-END STRATEGY: VALUE EQUITY AND INCOME PORTFOLIO 2017-4	35-2603945	46140E186	46140E202	46140E210	46140E194		CSVP174	11/10/2018	0.05656	0.02489
CLOSED-END STRATEGY: VALUE EQUITY AND INCOME PORTFOLIO 2017-4	35-2603945	46140E186	46140E202	46140E210	46140E194		CSVP174	12/10/2018	0.05080	0.02236
CLOSED-END STRATEGY: MASTER INCOME PORTFOLIO 2017-4	35-2603947	46140E228	46140E244	46140E251	46140E236		MSTR174	1/10/2018	0.01495	0.01495
CLOSED-END STRATEGY: MASTER INCOME PORTFOLIO 2017-4	35-2603947	46140E228	46140E244	46140E251	46140E236		MSTR174	2/10/2018	0.05020	0.01464

Issuer's Name	EIN	CUSIP 1	CUSIP 2	CUSIP 3	CUSIP 4	CUSIP 5	Ticker Symbol	Date of Corporate Action	Distribution Per Unit	Per Unit Reduction of Taxpayer's Basis
CLOSED-END STRATEGY: MASTER INCOME PORTFOLIO 2017-4	35-2603947	46140E228	46140E244	46140E251	46140E236		MSTR174	3/10/2018	0.05561	0.01622
CLOSED-END STRATEGY: MASTER INCOME PORTFOLIO 2017-4	35-2603947	46140E228	46140E244	46140E251	46140E236		MSTR174	4/10/2018	0.05408	0.01577
CLOSED-END STRATEGY: MASTER INCOME PORTFOLIO 2017-4	35-2603947	46140E228	46140E244	46140E251	46140E236		MSTR174	5/10/2018	0.06606	0.01926
CLOSED-END STRATEGY: MASTER INCOME PORTFOLIO 2017-4	35-2603947	46140E228	46140E244	46140E251	46140E236		MSTR174	6/10/2018	0.05482	0.01599
CLOSED-END STRATEGY: MASTER INCOME PORTFOLIO 2017-4	35-2603947	46140E228	46140E244	46140E251	46140E236		MSTR174	7/10/2018	0.05294	0.01544
CLOSED-END STRATEGY: MASTER INCOME PORTFOLIO 2017-4	35-2603947	46140E228	46140E244	46140E251	46140E236		MSTR174	8/10/2018	0.06501	0.01896
CLOSED-END STRATEGY: MASTER INCOME PORTFOLIO 2017-4	35-2603947	46140E228	46140E244	46140E251	46140E236		MSTR174	9/10/2018	0.05402	0.01575
CLOSED-END STRATEGY: MASTER INCOME PORTFOLIO 2017-4	35-2603947	46140E228	46140E244	46140E251	46140E236		MSTR174	10/10/2018	0.05667	0.01652
CLOSED-END STRATEGY: MASTER INCOME PORTFOLIO 2017-4	35-2603947	46140E228	46140E244	46140E251	46140E236		MSTR174	11/10/2018	0.06028	0.01758
CLOSED-END STRATEGY: MASTER INCOME PORTFOLIO 2017-4	35-2603947	46140E228	46140E244	46140E251	46140E236		MSTR174	12/10/2018	0.05275	0.01538
DIVIDEND INCOME LEADERS STRATEGY PORTFOLIO 2017-4	35-2603954	46140E301	46140E327	46140E335	46140E319		DVLD174	1/10/2018	0.04742	0.01210
DIVIDEND INCOME LEADERS STRATEGY PORTFOLIO 2017-4	35-2603954	46140E301	46140E327	46140E335	46140E319		DVLD174	2/10/2018	0.07165	0.01829
DIVIDEND INCOME LEADERS STRATEGY PORTFOLIO 2017-4	35-2603954	46140E301	46140E327	46140E335	46140E319		DVLD174	3/10/2018	0.04616	0.01178
DIVIDEND INCOME LEADERS STRATEGY PORTFOLIO 2017-4	35-2603954	46140E301	46140E327	46140E335	46140E319		DVLD174	4/10/2018	0.04613	0.01177
DIVIDEND INCOME LEADERS STRATEGY PORTFOLIO 2017-4	35-2603954	46140E301	46140E327	46140E335	46140E319		DVLD174	5/10/2018	0.04613	0.01177
DIVIDEND INCOME LEADERS STRATEGY PORTFOLIO 2017-4	35-2603954	46140E301	46140E327	46140E335	46140E319		DVLD174	6/10/2018	0.04613	0.01177
DIVIDEND INCOME LEADERS STRATEGY PORTFOLIO 2017-4	35-2603954	46140E301	46140E327	46140E335	46140E319		DVLD174	7/10/2018	0.04505	0.01150
DIVIDEND INCOME LEADERS STRATEGY PORTFOLIO 2017-4	35-2603954	46140E301	46140E327	46140E335	46140E319		DVLD174	8/10/2018	0.04505	0.01150
DIVIDEND INCOME LEADERS STRATEGY PORTFOLIO 2017-4	35-2603954	46140E301	46140E327	46140E335	46140E319		DVLD174	9/10/2018	0.04505	0.01150
DIVIDEND INCOME LEADERS STRATEGY PORTFOLIO 2017-4	35-2603954	46140E301	46140E327	46140E335	46140E319		DVLD174	10/10/2018	0.04513	0.01152
DIVIDEND INCOME LEADERS STRATEGY PORTFOLIO 2017-4	35-2603954	46140E301	46140E327	46140E335	46140E319		DVLD174	11/10/2018	0.04513	0.01152
DIVIDEND INCOME LEADERS STRATEGY PORTFOLIO 2017-4	35-2603954	46140E301	46140E327	46140E335	46140E319		DVLD174	12/10/2018	0.04513	0.01152
MID CAP CORE STRATEGY 2017-4	35-2603950	46140E434	46140E459	46140E442	46140E426		MIDC174	12/10/2018	0.28512	0.28053
SMALL CAP CORE STRATEGY 2017-4	35-2603949	46140E475	46140E491	46140E483	46140E467		SMLC174	5/10/2018	0.02918	0.00119
SMALL CAP CORE STRATEGY 2017-4	35-2603949	46140E475	46140E491	46140E483	46140E467		SMLC174	8/10/2018	0.02153	0.00088
SMALL CAP CORE STRATEGY 2017-4	35-2603949	46140E475	46140E491	46140E483	46140E467		SMLC174	12/31/2018	0.00848	0.00035
S&P POWERPICKS PORTFOLIO 2017-4	35-2603952	46140E517	46140E525	46140E533	46140E509		PICK174	12/10/2018	0.22925	0.21747
CLOSED-END STRATEGY: GLOBAL INCOME PORTFOLIO 2017-4	35-2603956	46140E608	46140E632	46140E624	46140E616		GLIN174	2/10/2018	0.04448	0.01227
CLOSED-END STRATEGY: GLOBAL INCOME PORTFOLIO 2017-4	35-2603956	46140E608	46140E632	46140E624	46140E616		GLIN174	3/10/2018	0.04854	0.01339
CLOSED-END STRATEGY: GLOBAL INCOME PORTFOLIO 2017-4	35-2603956	46140E608	46140E632	46140E624	46140E616		GLIN174	4/10/2018	0.06250	0.01724
CLOSED-END STRATEGY: GLOBAL INCOME PORTFOLIO 2017-4	35-2603956	46140E608	46140E632	46140E624	46140E616		GLIN174	5/10/2018	0.06995	0.01930
CLOSED-END STRATEGY: GLOBAL INCOME PORTFOLIO 2017-4	35-2603956	46140E608	46140E632	46140E624	46140E616		GLIN174	6/10/2018	0.04748	0.01310
CLOSED-END STRATEGY: GLOBAL INCOME PORTFOLIO 2017-4	35-2603956	46140E608	46140E632	46140E624	46140E616		GLIN174	7/10/2018	0.06077	0.01677
CLOSED-END STRATEGY: GLOBAL INCOME PORTFOLIO 2017-4	35-2603956	46140E608	46140E632	46140E624	46140E616		GLIN174	8/10/2018	0.06833	0.01885
CLOSED-END STRATEGY: GLOBAL INCOME PORTFOLIO 2017-4	35-2603956	46140E608	46140E632	46140E624	46140E616		GLIN174	9/10/2018	0.04648	0.01282
CLOSED-END STRATEGY: GLOBAL INCOME PORTFOLIO 2017-4	35-2603956	46140E608	46140E632	46140E624	46140E616		GLIN174	10/10/2018	0.05971	0.01647
CLOSED-END STRATEGY: GLOBAL INCOME PORTFOLIO 2017-4	35-2603956	46140E608	46140E632	46140E624	46140E616		GLIN174	11/10/2018	0.06800	0.01876
CLOSED-END STRATEGY: GLOBAL INCOME PORTFOLIO 2017-4	35-2603956	46140E608	46140E632	46140E624	46140E616		GLIN174	12/10/2018	0.04643	0.01281
CLOSED-END STRATEGY: GLOBAL INCOME PORTFOLIO 2017-4	35-2603956	46140E608	46140E632	46140E624	46140E616		GLIN174	12/31/2018	0.04493	0.01240
CLOSED-END STRATEGY: SENIOR LOAN AND LIMITED DURATION PORTFOLIO 2017-4	35-2603958	46140E640	46140E665	46140E673	46140E657		LOAN174	1/10/2018	0.01018	0.00133
CLOSED-END STRATEGY: SENIOR LOAN AND LIMITED DURATION PORTFOLIO 2017-4	35-2603958	46140E640	46140E665	46140E673	46140E657		LOAN174	2/10/2018	0.04854	0.00635
CLOSED-END STRATEGY: SENIOR LOAN AND LIMITED DURATION PORTFOLIO 2017-4	35-2603958	46140E640	46140E665	46140E673	46140E657		LOAN174	3/10/2018	0.06194	0.00810
CLOSED-END STRATEGY: SENIOR LOAN AND LIMITED DURATION PORTFOLIO 2017-4	35-2603958	46140E640	46140E665	46140E673	46140E657		LOAN174	4/10/2018	0.06116	0.00800
CLOSED-END STRATEGY: SENIOR LOAN AND LIMITED DURATION PORTFOLIO 2017-4	35-2603958	46140E640	46140E665	46140E673	46140E657		LOAN174	5/10/2018	0.06069	0.00794
CLOSED-END STRATEGY: SENIOR LOAN AND LIMITED DURATION PORTFOLIO 2017-4	35-2603958	46140E640	46140E665	46140E673	46140E657		LOAN174	6/10/2018	0.06046	0.00791
CLOSED-END STRATEGY: SENIOR LOAN AND LIMITED DURATION PORTFOLIO 2017-4	35-2603958	46140E640	46140E665	46140E673	46140E657		LOAN174	7/10/2018	0.05924	0.00775
CLOSED-END STRATEGY: SENIOR LOAN AND LIMITED DURATION PORTFOLIO 2017-4	35-2603958	46140E640	46140E665	46140E673	46140E657		LOAN174	8/10/2018	0.05915	0.00774
CLOSED-END STRATEGY: SENIOR LOAN AND LIMITED DURATION PORTFOLIO 2017-4	35-2603958	46140E640	46140E665	46140E673	46140E657		LOAN174	9/10/2018	0.05882	0.00769
CLOSED-END STRATEGY: SENIOR LOAN AND LIMITED DURATION PORTFOLIO 2017-4	35-2603958	46140E640	46140E665	46140E673	46140E657		LOAN174	10/10/2018	0.05910	0.00773
CLOSED-END STRATEGY: SENIOR LOAN AND LIMITED DURATION PORTFOLIO 2017-4	35-2603958	46140E640	46140E665	46140E673	46140E657		LOAN174	11/10/2018	0.05923	0.00775
CLOSED-END STRATEGY: SENIOR LOAN AND LIMITED DURATION PORTFOLIO 2017-4	35-2603958	46140E640	46140E665	46140E673	46140E657		LOAN174	12/10/2018	0.05974	0.00781
CLOSED-END STRATEGY: SENIOR LOAN AND LIMITED DURATION PORTFOLIO 2017-4	35-2603958	46140E640	46140E665	46140E673	46140E657		LOAN174	12/31/2018	0.05509	0.00721
BUYBACK LEADERS PORTFOLIO 2017-4	35-2603959	46140E699	46140E707	46140E715	46140E681		BUYB174	12/19/2018	0.01065	0.00048
AMERICAN INFRASTRUCTURE GROWTH PORTFOLIO 2017-4	35-2603961	46140E806	46140E822	46140E830	46140E814		INFA174	1/10/2018	0.01806	0.00984
AMERICAN INFRASTRUCTURE GROWTH PORTFOLIO 2017-4	35-2603961	46140E806	46140E822	46140E830	46140E814		INFA174	3/10/2018	0.01658	0.00904
AMERICAN INFRASTRUCTURE GROWTH PORTFOLIO 2017-4	35-2603961	46140E806	46140E822	46140E830	46140E814		INFA174	4/10/2018	0.01478	0.00806
AMERICAN INFRASTRUCTURE GROWTH PORTFOLIO 2017-4	35-2603961	46140E806	46140E822	46140E830	46140E814		INFA174	6/10/2018	0.02838	0.01547
AMERICAN INFRASTRUCTURE GROWTH PORTFOLIO 2017-4	35-2603961	46140E806	46140E822	46140E830	46140E814		INFA174	7/10/2018	0.01650	0.00899
AMERICAN INFRASTRUCTURE GROWTH PORTFOLIO 2017-4	35-2603961	46140E806	46140E822	46140E830	46140E814		INFA174	9/10/2018	0.02811	0.01532

Issuer's Name	EIN	CUSIP 1	CUSIP 2	CUSIP 3	CUSIP 4	CUSIP 5	Ticker Symbol	Date of Corporate Action	Distribution Per Unit	Per Unit Reduction of Taxpayer's Basis
AMERICAN INFRASTRUCTURE GROWTH PORTFOLIO 2017-4	35-2603961	46140E806	46140E822	46140E830	46140E814		INFA174	10/10/2018	0.01687	0.00920
AMERICAN INFRASTRUCTURE GROWTH PORTFOLIO 2017-4	35-2603961	46140E806	46140E822	46140E830	46140E814		INFA174	12/10/2018	0.03038	0.01656
MLP & INCOME PORTFOLIO 2017-4	35-2603962	46140E848	46140E871	46140E863	46140E855		MLP1174	1/10/2018	0.06936	0.05655
MLP & INCOME PORTFOLIO 2017-4	35-2603962	46140E848	46140E871	46140E863	46140E855		MLP1174	2/10/2018	0.06919	0.05641
MLP & INCOME PORTFOLIO 2017-4	35-2603962	46140E848	46140E871	46140E863	46140E855		MLP1174	3/10/2018	0.06919	0.05641
MLP & INCOME PORTFOLIO 2017-4	35-2603962	46140E848	46140E871	46140E863	46140E855		MLP1174	4/10/2018	0.06902	0.05627
MLP & INCOME PORTFOLIO 2017-4	35-2603962	46140E848	46140E871	46140E863	46140E855		MLP1174	5/10/2018	0.06902	0.05627
MLP & INCOME PORTFOLIO 2017-4	35-2603962	46140E848	46140E871	46140E863	46140E855		MLP1174	6/10/2018	0.07402	0.06035
MLP & INCOME PORTFOLIO 2017-4	35-2603962	46140E848	46140E871	46140E863	46140E855		MLP1174	7/10/2018	0.06642	0.05415
MLP & INCOME PORTFOLIO 2017-4	35-2603962	46140E848	46140E871	46140E863	46140E855		MLP1174	8/10/2018	0.06642	0.05415
MLP & INCOME PORTFOLIO 2017-4	35-2603962	46140E848	46140E871	46140E863	46140E855		MLP1174	9/10/2018	0.06642	0.05415
MLP & INCOME PORTFOLIO 2017-4	35-2603962	46140E848	46140E871	46140E863	46140E855		MLP1174	10/10/2018	0.06613	0.05392
MLP & INCOME PORTFOLIO 2017-4	35-2603962	46140E848	46140E871	46140E863	46140E855		MLP1174	11/10/2018	0.06613	0.05392
MLP & INCOME PORTFOLIO 2017-4	35-2603962	46140E848	46140E871	46140E863	46140E855		MLP1174	12/10/2018	0.06613	0.05392
CLOSED-END STRATEGY: DISCOUNT OPPORTUNITY PORTFOLIO 2017-4	35-2606561	46140F100	46140F126	46140F134	46140F118		DISC174	2/10/2018	0.04840	0.01237
CLOSED-END STRATEGY: DISCOUNT OPPORTUNITY PORTFOLIO 2017-4	35-2606561	46140F100	46140F126	46140F134	46140F118		DISC174	3/10/2018	0.05153	0.01317
CLOSED-END STRATEGY: DISCOUNT OPPORTUNITY PORTFOLIO 2017-4	35-2606561	46140F100	46140F126	46140F134	46140F118		DISC174	4/10/2018	0.05903	0.01508
CLOSED-END STRATEGY: DISCOUNT OPPORTUNITY PORTFOLIO 2017-4	35-2606561	46140F100	46140F126	46140F134	46140F118		DISC174	5/10/2018	0.05087	0.01300
CLOSED-END STRATEGY: DISCOUNT OPPORTUNITY PORTFOLIO 2017-4	35-2606561	46140F100	46140F126	46140F134	46140F118		DISC174	6/10/2018	0.06181	0.01579
CLOSED-END STRATEGY: DISCOUNT OPPORTUNITY PORTFOLIO 2017-4	35-2606561	46140F100	46140F126	46140F134	46140F118		DISC174	7/10/2018	0.05816	0.01486
CLOSED-END STRATEGY: DISCOUNT OPPORTUNITY PORTFOLIO 2017-4	35-2606561	46140F100	46140F126	46140F134	46140F118		DISC174	8/10/2018	0.04919	0.01257
CLOSED-END STRATEGY: DISCOUNT OPPORTUNITY PORTFOLIO 2017-4	35-2606561	46140F100	46140F126	46140F134	46140F118		DISC174	9/10/2018	0.06005	0.01534
CLOSED-END STRATEGY: DISCOUNT OPPORTUNITY PORTFOLIO 2017-4	35-2606561	46140F100	46140F126	46140F134	46140F118		DISC174	10/10/2018	0.05598	0.01430
CLOSED-END STRATEGY: DISCOUNT OPPORTUNITY PORTFOLIO 2017-4	35-2606561	46140F100	46140F126	46140F134	46140F118		DISC174	11/10/2018	0.04936	0.01261
CLOSED-END STRATEGY: DISCOUNT OPPORTUNITY PORTFOLIO 2017-4	35-2606561	46140F100	46140F126	46140F134	46140F118		DISC174	12/10/2018	0.06036	0.01542
CLOSED-END STRATEGY: DISCOUNT OPPORTUNITY PORTFOLIO 2017-4	35-2606561	46140F100	46140F126	46140F134	46140F118		DISC174	12/31/2018	0.02585	0.00660
ENERGY PORTFOLIO 2017-4	35-2606562	46140F159	46140F167	46140F175	46140F142		ENGY174	10/10/2018	0.06400	0.06310
FINANCIAL INSTITUTIONS PORTFOLIO 2017-4	35-2606564	46140F183	46140F209	46140F217	46140F191		FITT174	12/19/2018	0.09722	0.02450
REIT INCOME PORTFOLIO 2017-4	35-2606565	46140F266	46140F282	46140F290	46140F274		VCSR174	1/10/2018	0.02315	0.01052
REIT INCOME PORTFOLIO 2017-4	35-2606565	46140F266	46140F282	46140F290	46140F274		VCSR174	2/10/2018	0.02755	0.01252
REIT INCOME PORTFOLIO 2017-4	35-2606565	46140F266	46140F282	46140F290	46140F274		VCSR174	3/10/2018	0.02755	0.01252
REIT INCOME PORTFOLIO 2017-4	35-2606565	46140F266	46140F282	46140F290	46140F274		VCSR174	4/10/2018	0.02442	0.01109
REIT INCOME PORTFOLIO 2017-4	35-2606565	46140F266	46140F282	46140F290	46140F274		VCSR174	5/10/2018	0.02442	0.01109
REIT INCOME PORTFOLIO 2017-4	35-2606565	46140F266	46140F282	46140F290	46140F274		VCSR174	6/10/2018	0.02442	0.01109
REIT INCOME PORTFOLIO 2017-4	35-2606565	46140F266	46140F282	46140F290	46140F274		VCSR174	7/10/2018	0.02424	0.01101
REIT INCOME PORTFOLIO 2017-4	35-2606565	46140F266	46140F282	46140F290	46140F274		VCSR174	8/10/2018	0.02809	0.01276
REIT INCOME PORTFOLIO 2017-4	35-2606565	46140F266	46140F282	46140F290	46140F274		VCSR174	9/10/2018	0.02424	0.01101
REIT INCOME PORTFOLIO 2017-4	35-2606565	46140F266	46140F282	46140F290	46140F274		VCSR174	10/10/2018	0.02425	0.01102
REIT INCOME PORTFOLIO 2017-4	35-2606565	46140F266	46140F282	46140F290	46140F274		VCSR174	11/10/2018	0.02425	0.01102
REIT INCOME PORTFOLIO 2017-4	35-2606565	46140F266	46140F282	46140F290	46140F274		VCSR174	12/10/2018	0.02425	0.01102
UTILITY INCOME PORTFOLIO 2017-4	35-2606566	46140F316	46140F324	46140F332	46140F308		UTIL174	1/10/2018	0.02269	0.00244
UTILITY INCOME PORTFOLIO 2017-4	35-2606566	46140F316	46140F324	46140F332	46140F308		UTIL174	2/10/2018	0.02179	0.00234
UTILITY INCOME PORTFOLIO 2017-4	35-2606566	46140F316	46140F324	46140F332	46140F308		UTIL174	3/10/2018	0.02179	0.00234
UTILITY INCOME PORTFOLIO 2017-4	35-2606566	46140F316	46140F324	46140F332	46140F308		UTIL174	4/10/2018	0.02348	0.00252
UTILITY INCOME PORTFOLIO 2017-4	35-2606566	46140F316	46140F324	46140F332	46140F308		UTIL174	5/10/2018	0.02348	0.00252
UTILITY INCOME PORTFOLIO 2017-4	35-2606566	46140F316	46140F324	46140F332	46140F308		UTIL174	6/10/2018	0.02348	0.00252
UTILITY INCOME PORTFOLIO 2017-4	35-2606566	46140F316	46140F324	46140F332	46140F308		UTIL174	7/10/2018	0.02311	0.00248
UTILITY INCOME PORTFOLIO 2017-4	35-2606566	46140F316	46140F324	46140F332	46140F308		UTIL174	8/10/2018	0.02311	0.00248
UTILITY INCOME PORTFOLIO 2017-4	35-2606566	46140F316	46140F324	46140F332	46140F308		UTIL174	9/10/2018	0.02311	0.00248
UTILITY INCOME PORTFOLIO 2017-4	35-2606566	46140F316	46140F324	46140F332	46140F308		UTIL174	10/10/2018	0.02296	0.00247
UTILITY INCOME PORTFOLIO 2017-4	35-2606566	46140F316	46140F324	46140F332	46140F308		UTIL174	11/10/2018	0.02296	0.00247
UTILITY INCOME PORTFOLIO 2017-4	35-2606566	46140F316	46140F324	46140F332	46140F308		UTIL174	12/10/2018	0.02296	0.00247
HIGH INCOME ALLOCATION PORTFOLIO 2017-4	35-2606567	46140F340	46140F373	46140F365	46140F357		HIAP174	1/10/2018	0.04506	0.01173
HIGH INCOME ALLOCATION PORTFOLIO 2017-4	35-2606567	46140F340	46140F373	46140F365	46140F357		HIAP174	2/10/2018	0.04325	0.01126
HIGH INCOME ALLOCATION PORTFOLIO 2017-4	35-2606567	46140F340	46140F373	46140F365	46140F357		HIAP174	3/10/2018	0.04521	0.01177
HIGH INCOME ALLOCATION PORTFOLIO 2017-4	35-2606567	46140F340	46140F373	46140F365	46140F357		HIAP174	4/10/2018	0.04549	0.01185
HIGH INCOME ALLOCATION PORTFOLIO 2017-4	35-2606567	46140F340	46140F373	46140F365	46140F357		HIAP174	5/10/2018	0.04520	0.01177
HIGH INCOME ALLOCATION PORTFOLIO 2017-4	35-2606567	46140F340	46140F373	46140F365	46140F357		HIAP174	6/10/2018	0.04854	0.01264
HIGH INCOME ALLOCATION PORTFOLIO 2017-4	35-2606567	46140F340	46140F373	46140F365	46140F357		HIAP174	7/10/2018	0.04666	0.01215
HIGH INCOME ALLOCATION PORTFOLIO 2017-4	35-2606567	46140F340	46140F373	46140F365	46140F357		HIAP174	8/10/2018	0.04779	0.01244

Issuer's Name	EIN	CUSIP 1	CUSIP 2	CUSIP 3	CUSIP 4	CUSIP 5	Ticker Symbol	Date of Corporate Action	Distribution Per Unit	Per Unit Reduction of Taxpayer's Basis
HIGH INCOME ALLOCATION PORTFOLIO 2017-4	35-2606567	46140F340	46140F373	46140F365	46140F357		HIAP174	9/10/2018	0.04478	0.01166
HIGH INCOME ALLOCATION PORTFOLIO 2017-4	35-2606567	46140F340	46140F373	46140F365	46140F357		HIAP174	10/10/2018	0.04539	0.01182
HIGH INCOME ALLOCATION PORTFOLIO 2017-4	35-2606567	46140F340	46140F373	46140F365	46140F357		HIAP174	11/10/2018	0.04463	0.01162
HIGH INCOME ALLOCATION PORTFOLIO 2017-4	35-2606567	46140F340	46140F373	46140F365	46140F357		HIAP174	12/10/2018	0.04463	0.01162
PREFERRED OPPORTUNITY PORTFOLIO 2017-4	35-2606568	46140F381	46140F407	46140F415	46140F399		PFOP174	1/10/2018	0.04377	0.00406
PREFERRED OPPORTUNITY PORTFOLIO 2017-4	35-2606568	46140F381	46140F407	46140F415	46140F399		PFOP174	2/10/2018	0.04377	0.00406
PREFERRED OPPORTUNITY PORTFOLIO 2017-4	35-2606568	46140F381	46140F407	46140F415	46140F399		PFOP174	3/10/2018	0.04486	0.00416
PREFERRED OPPORTUNITY PORTFOLIO 2017-4	35-2606568	46140F381	46140F407	46140F415	46140F399		PFOP174	4/10/2018	0.04486	0.00416
PREFERRED OPPORTUNITY PORTFOLIO 2017-4	35-2606568	46140F381	46140F407	46140F415	46140F399		PFOP174	5/10/2018	0.04486	0.00416
PREFERRED OPPORTUNITY PORTFOLIO 2017-4	35-2606568	46140F381	46140F407	46140F415	46140F399		PFOP174	6/10/2018	0.04486	0.00416
PREFERRED OPPORTUNITY PORTFOLIO 2017-4	35-2606568	46140F381	46140F407	46140F415	46140F399		PFOP174	7/10/2018	0.04415	0.00410
PREFERRED OPPORTUNITY PORTFOLIO 2017-4	35-2606568	46140F381	46140F407	46140F415	46140F399		PFOP174	8/10/2018	0.04415	0.00410
PREFERRED OPPORTUNITY PORTFOLIO 2017-4	35-2606568	46140F381	46140F407	46140F415	46140F399		PFOP174	9/10/2018	0.04415	0.00410
PREFERRED OPPORTUNITY PORTFOLIO 2017-4	35-2606568	46140F381	46140F407	46140F415	46140F399		PFOP174	10/10/2018	0.04366	0.00405
PREFERRED OPPORTUNITY PORTFOLIO 2017-4	35-2606568	46140F381	46140F407	46140F415	46140F399		PFOP174	11/10/2018	0.04366	0.00405
PREFERRED OPPORTUNITY PORTFOLIO 2017-4	35-2606568	46140F381	46140F407	46140F415	46140F399		PFOP174	12/10/2018	0.04366	0.00405
INSIDER BUY STRATEGY 2017-4	35-2606570	46140F472	46140F480	46140F498	46140F464		INBY174	4/10/2018	0.77696	0.42873
GLOBAL WATER PORTFOLIO 2017-4	35-2606571	46140F514	46140F522	46140F530	46140F506		GWTR174	12/19/2018	0.01001	0.00332
CLOSED-END STRATEGY: SELECT OPPORTUNITY PORTFOLIO2017-4	35-2606572	46140F548	46140F563	46140F571	46140F555		NLEV174	2/10/2018	0.04198	0.01441
CLOSED-END STRATEGY: SELECT OPPORTUNITY PORTFOLIO2017-4	35-2606572	46140F548	46140F563	46140F571	46140F555		NLEV174	3/10/2018	0.03042	0.01044
CLOSED-END STRATEGY: SELECT OPPORTUNITY PORTFOLIO2017-4	35-2606572	46140F548	46140F563	46140F571	46140F555		NLEV174	4/10/2018	0.08390	0.02879
CLOSED-END STRATEGY: SELECT OPPORTUNITY PORTFOLIO2017-4	35-2606572	46140F548	46140F563	46140F571	46140F555		NLEV174	5/10/2018	0.05169	0.01774
CLOSED-END STRATEGY: SELECT OPPORTUNITY PORTFOLIO2017-4	35-2606572	46140F548	46140F563	46140F571	46140F555		NLEV174	6/10/2018	0.02500	0.00858
CLOSED-END STRATEGY: SELECT OPPORTUNITY PORTFOLIO2017-4	35-2606572	46140F548	46140F563	46140F571	46140F555		NLEV174	7/10/2018	0.09469	0.03250
CLOSED-END STRATEGY: SELECT OPPORTUNITY PORTFOLIO2017-4	35-2606572	46140F548	46140F563	46140F571	46140F555		NLEV174	8/10/2018	0.06105	0.02095
CLOSED-END STRATEGY: SELECT OPPORTUNITY PORTFOLIO2017-4	35-2606572	46140F548	46140F563	46140F571	46140F555		NLEV174	9/10/2018	0.04877	0.01674
CLOSED-END STRATEGY: SELECT OPPORTUNITY PORTFOLIO2017-4	35-2606572	46140F548	46140F563	46140F571	46140F555		NLEV174	10/10/2018	0.07110	0.02440
CLOSED-END STRATEGY: SELECT OPPORTUNITY PORTFOLIO2017-4	35-2606572	46140F548	46140F563	46140F571	46140F555		NLEV174	11/10/2018	0.06082	0.02087
CLOSED-END STRATEGY: SELECT OPPORTUNITY PORTFOLIO2017-4	35-2606572	46140F548	46140F563	46140F571	46140F555		NLEV174	12/10/2018	0.02398	0.00823
CLOSED-END STRATEGY: SELECT OPPORTUNITY PORTFOLIO2017-4	35-2606572	46140F548	46140F563	46140F571	46140F555		NLEV174	12/31/2018	0.03571	0.01226
MULTI-ASSET HIGH INCOME PORTFOLIO 2017-4	35-2606617	46140F704	46140F720	46140F738	46140F712		MHIT174	1/10/2018	0.04765	0.02351
MULTI-ASSET HIGH INCOME PORTFOLIO 2017-4	35-2606617	46140F704	46140F720	46140F738	46140F712		MHIT174	2/10/2018	0.05043	0.02488
MULTI-ASSET HIGH INCOME PORTFOLIO 2017-4	35-2606617	46140F704	46140F720	46140F738	46140F712		MHIT174	3/10/2018	0.05043	0.02488
MULTI-ASSET HIGH INCOME PORTFOLIO 2017-4	35-2606617	46140F704	46140F720	46140F738	46140F712		MHIT174	4/10/2018	0.04971	0.02452
MULTI-ASSET HIGH INCOME PORTFOLIO 2017-4	35-2606617	46140F704	46140F720	46140F738	46140F712		MHIT174	5/10/2018	0.04971	0.02452
MULTI-ASSET HIGH INCOME PORTFOLIO 2017-4	35-2606617	46140F704	46140F720	46140F738	46140F712		MHIT174	6/10/2018	0.05304	0.02616
MULTI-ASSET HIGH INCOME PORTFOLIO 2017-4	35-2606617	46140F704	46140F720	46140F738	46140F712		MHIT174	7/10/2018	0.04935	0.02434
MULTI-ASSET HIGH INCOME PORTFOLIO 2017-4	35-2606617	46140F704	46140F720	46140F738	46140F712		MHIT174	8/10/2018	0.05235	0.02582
MULTI-ASSET HIGH INCOME PORTFOLIO 2017-4	35-2606617	46140F704	46140F720	46140F738	46140F712		MHIT174	9/10/2018	0.04935	0.02434
MULTI-ASSET HIGH INCOME PORTFOLIO 2017-4	35-2606617	46140F704	46140F720	46140F738	46140F712		MHIT174	10/10/2018	0.04938	0.02436
MULTI-ASSET HIGH INCOME PORTFOLIO 2017-4	35-2606617	46140F704	46140F720	46140F738	46140F712		MHIT174	11/10/2018	0.04938	0.02436
MULTI-ASSET HIGH INCOME PORTFOLIO 2017-4	35-2606617	46140F704	46140F720	46140F738	46140F712		MHIT174	12/10/2018	0.04938	0.02436
NEW WORLD LEADERS PORTFOLIO 2017-4	35-2606641	46140G116	46140G132	46140G124	46140G108		LDRS174	4/10/2018	0.02470	0.00180
NEW WORLD LEADERS PORTFOLIO 2017-4	35-2606641	46140G116	46140G132	46140G124	46140G108		LDRS174	7/10/2018	0.04682	0.00341
NEW WORLD LEADERS PORTFOLIO 2017-4	35-2606641	46140G116	46140G132	46140G124	46140G108		LDRS174	10/10/2018	0.04763	0.00347
ETF ALLOCATION PORTFOLIO 2017-4	35-2606642	46140G140	46140G173	46140G165	46140G157		ETFA174	1/10/2018	0.01881	0.00628
ETF ALLOCATION PORTFOLIO 2017-4	35-2606642	46140G140	46140G173	46140G165	46140G157		ETFA174	2/10/2018	0.01567	0.00523
ETF ALLOCATION PORTFOLIO 2017-4	35-2606642	46140G140	46140G173	46140G165	46140G157		ETFA174	3/10/2018	0.01606	0.00536
ETF ALLOCATION PORTFOLIO 2017-4	35-2606642	46140G140	46140G173	46140G165	46140G157		ETFA174	4/10/2018	0.01647	0.00550
ETF ALLOCATION PORTFOLIO 2017-4	35-2606642	46140G140	46140G173	46140G165	46140G157		ETFA174	5/10/2018	0.01647	0.00550
ETF ALLOCATION PORTFOLIO 2017-4	35-2606642	46140G140	46140G173	46140G165	46140G157		ETFA174	6/10/2018	0.01647	0.00550
ETF ALLOCATION PORTFOLIO 2017-4	35-2606642	46140G140	46140G173	46140G165	46140G157		ETFA174	7/10/2018	0.01949	0.00650
ETF ALLOCATION PORTFOLIO 2017-4	35-2606642	46140G140	46140G173	46140G165	46140G157		ETFA174	8/10/2018	0.01949	0.00650
ETF ALLOCATION PORTFOLIO 2017-4	35-2606642	46140G140	46140G173	46140G165	46140G157		ETFA174	9/10/2018	0.01949	0.00650
ETF ALLOCATION PORTFOLIO 2017-4	35-2606642	46140G140	46140G173	46140G165	46140G157		ETFA174	10/10/2018	0.01723	0.00575
ETF ALLOCATION PORTFOLIO 2017-4	35-2606642	46140G140	46140G173	46140G165	46140G157		ETFA174	11/10/2018	0.01723	0.00575
ETF ALLOCATION PORTFOLIO 2017-4	35-2606642	46140G140	46140G173	46140G165	46140G157		ETFA174	12/10/2018	0.01723	0.00575
ETF DIVERSIFIED INCOME PORTFOLIO 2017-4	35-2606643	46140G181	46140G215	46140G207	46140G199		ETFH174	1/10/2018	0.04036	0.00658
ETF DIVERSIFIED INCOME PORTFOLIO 2017-4	35-2606643	46140G181	46140G215	46140G207	46140G199		ETFH174	2/10/2018	0.03363	0.00548

Issuer's Name	EIN	CUSIP 1	CUSIP 2	CUSIP 3	CUSIP 4	CUSIP 5	Ticker Symbol	Date of Corporate Action	Distribution Per Unit	Per Unit Reduction of Taxpayer's Basis
ETF DIVERSIFIED INCOME PORTFOLIO 2017-4	35-2606643	46140G181	46140G215	46140G207	46140G199		ETFI174	3/10/2018	0.03536	0.00576
ETF DIVERSIFIED INCOME PORTFOLIO 2017-4	35-2606643	46140G181	46140G215	46140G207	46140G199		ETFI174	4/10/2018	0.03077	0.00502
ETF DIVERSIFIED INCOME PORTFOLIO 2017-4	35-2606643	46140G181	46140G215	46140G207	46140G199		ETFI174	5/10/2018	0.03077	0.00502
ETF DIVERSIFIED INCOME PORTFOLIO 2017-4	35-2606643	46140G181	46140G215	46140G207	46140G199		ETFI174	6/10/2018	0.03077	0.00502
ETF DIVERSIFIED INCOME PORTFOLIO 2017-4	35-2606643	46140G181	46140G215	46140G207	46140G199		ETFI174	7/10/2018	0.03810	0.00621
ETF DIVERSIFIED INCOME PORTFOLIO 2017-4	35-2606643	46140G181	46140G215	46140G207	46140G199		ETFI174	8/10/2018	0.03810	0.00621
ETF DIVERSIFIED INCOME PORTFOLIO 2017-4	35-2606643	46140G181	46140G215	46140G207	46140G199		ETFI174	9/10/2018	0.03810	0.00621
ETF DIVERSIFIED INCOME PORTFOLIO 2017-4	35-2606643	46140G181	46140G215	46140G207	46140G199		ETFI174	10/10/2018	0.03339	0.00544
ETF DIVERSIFIED INCOME PORTFOLIO 2017-4	35-2606643	46140G181	46140G215	46140G207	46140G199		ETFI174	11/10/2018	0.03339	0.00544
ETF DIVERSIFIED INCOME PORTFOLIO 2017-4	35-2606643	46140G181	46140G215	46140G207	46140G199		ETFI174	12/10/2018	0.03339	0.00544
DEFENSIVE EQUITY & INCOME PORTFOLIO 2017-4	35-2606644	46140G223	46140G256	46140G249	46140G231		DFEN174	2/10/2018	0.03790	0.01000
DEFENSIVE EQUITY & INCOME PORTFOLIO 2017-4	35-2606644	46140G223	46140G256	46140G249	46140G231		DFEN174	3/10/2018	0.05259	0.01387
DEFENSIVE EQUITY & INCOME PORTFOLIO 2017-4	35-2606644	46140G223	46140G256	46140G249	46140G231		DFEN174	4/10/2018	0.03087	0.00814
DEFENSIVE EQUITY & INCOME PORTFOLIO 2017-4	35-2606644	46140G223	46140G256	46140G249	46140G231		DFEN174	5/10/2018	0.04878	0.01287
DEFENSIVE EQUITY & INCOME PORTFOLIO 2017-4	35-2606644	46140G223	46140G256	46140G249	46140G231		DFEN174	6/10/2018	0.05701	0.01504
DEFENSIVE EQUITY & INCOME PORTFOLIO 2017-4	35-2606644	46140G223	46140G256	46140G249	46140G231		DFEN174	7/10/2018	0.03868	0.01020
DEFENSIVE EQUITY & INCOME PORTFOLIO 2017-4	35-2606644	46140G223	46140G256	46140G249	46140G231		DFEN174	8/10/2018	0.04891	0.01290
DEFENSIVE EQUITY & INCOME PORTFOLIO 2017-4	35-2606644	46140G223	46140G256	46140G249	46140G231		DFEN174	9/10/2018	0.05322	0.01404
DEFENSIVE EQUITY & INCOME PORTFOLIO 2017-4	35-2606644	46140G223	46140G256	46140G249	46140G231		DFEN174	10/10/2018	0.03903	0.01030
DEFENSIVE EQUITY & INCOME PORTFOLIO 2017-4	35-2606644	46140G223	46140G256	46140G249	46140G231		DFEN174	11/10/2018	0.04865	0.01283
DEFENSIVE EQUITY & INCOME PORTFOLIO 2017-4	35-2606644	46140G223	46140G256	46140G249	46140G231		DFEN174	12/10/2018	0.05317	0.01403
EMERGING MARKETS DIVIDEND PORTFOLIO 2017-4	35-2606645	46140G272	46140G280	46140G298	46140G264		EMDV174	7/10/2018	0.09906	0.00652
EMERGING MARKETS DIVIDEND PORTFOLIO 2017-4	35-2606645	46140G272	46140G280	46140G298	46140G264		EMDV174	10/10/2018	0.14215	0.00935
EMERGING MARKETS DIVIDEND PORTFOLIO 2017-4	35-2606645	46140G272	46140G280	46140G298	46140G264		EMDV174	12/19/2018	0.01240	0.01240
EMERGING MARKETS DIVIDEND PORTFOLIO 2017-4	35-2606645	46140G272	46140G280	46140G298	46140G264		EMDV174	12/31/2018	0.05280	0.00347
ENHANCED SECTOR STRATEGY, SECTOR ROTATION PORTFOLIO 2018-1	35-2609332	46140G314	46140G322	46140G330	46140G306		ESRO181	4/10/2018	0.01511	0.00348
ENHANCED SECTOR STRATEGY, SECTOR ROTATION PORTFOLIO 2018-1	35-2609332	46140G314	46140G322	46140G330	46140G306		ESRO181	7/10/2018	0.02997	0.00690
ENHANCED SECTOR STRATEGY, SECTOR ROTATION PORTFOLIO 2018-1	35-2609332	46140G314	46140G322	46140G330	46140G306		ESRO181	10/10/2018	0.03090	0.00711
ENHANCED SECTOR STRATEGY, SECTOR ROTATION PORTFOLIO 2018-1	35-2609332	46140G314	46140G322	46140G330	46140G306		ESRO181	11/10/2018	0.25831	0.25831
THE DOW JONES TOTAL MARKET PORTFOLIO, ENHANCED INDEX STRATEGY 2018-1	35-2609333	46140G355	46140G363	46140G371	46140G348		ESTM181	4/10/2018	0.13239	0.09412
THE DOW JONES TOTAL MARKET PORTFOLIO, ENHANCED INDEX STRATEGY 2018-1	35-2609333	46140G355	46140G363	46140G371	46140G348		ESTM181	5/10/2018	0.13262	0.09428
THE DOW JONES TOTAL MARKET PORTFOLIO, ENHANCED INDEX STRATEGY 2018-1	35-2609333	46140G355	46140G363	46140G371	46140G348		ESTM181	11/10/2018	0.02505	0.01781
AMERICAN INNOVATION LEADERS PORTFOLIO 2017-4	35-2609335	46140G397	46140G405	46140G413	46140G389		INOV174	7/10/2018	0.02300	0.00194
AMERICAN INNOVATION LEADERS PORTFOLIO 2017-4	35-2609335	46140G397	46140G405	46140G413	46140G389		INOV174	10/10/2018	0.02284	0.00193
AMERICAN INNOVATION LEADERS PORTFOLIO 2017-4	35-2609335	46140G397	46140G405	46140G413	46140G389		INOV174	12/31/2018	0.00725	0.00061
ESG OPPORTUNITY PORTFOLIO 2018-1	35-2609336	46140G470	46140G488	46140G496	46140G462		ESGO181	7/10/2018	0.03193	0.00986
ESG OPPORTUNITY PORTFOLIO 2018-1	35-2609336	46140G470	46140G488	46140G496	46140G462		ESGO181	10/10/2018	0.03681	0.01137
ESG OPPORTUNITY PORTFOLIO 2018-1	35-2609336	46140G470	46140G488	46140G496	46140G462		ESGO181	12/31/2018	0.00902	0.00279
GLOBAL 45 DIVIDEND STRATEGY PORTFOLIO 2018-1	35-7195163	46140G595	46140G603	46140G611	46140G587		GLDV181	5/10/2018	0.05334	0.01927
GLOBAL 45 DIVIDEND STRATEGY PORTFOLIO 2018-1	35-7195163	46140G595	46140G603	46140G611	46140G587		GLDV181	8/10/2018	0.33102	0.11956
GLOBAL 45 DIVIDEND STRATEGY PORTFOLIO 2018-1	35-7195163	46140G595	46140G603	46140G611	46140G587		GLDV181	11/10/2018	0.06419	0.02319
GLOBAL 45 DIVIDEND STRATEGY PORTFOLIO 2018-1	35-7195163	46140G595	46140G603	46140G611	46140G587		GLDV181	12/31/2018	0.01410	0.00509
CLOSED-END STRATEGY: COVERED CALL INCOME PORTFOLIO 2018-1	35-7195165	46140W111	46140W129	46140W137	46140W103		CSCC181	5/10/2018	0.20487	0.06578
CLOSED-END STRATEGY: COVERED CALL INCOME PORTFOLIO 2018-1	35-7195165	46140W111	46140W129	46140W137	46140W103		CSCC181	8/10/2018	0.17948	0.05763
CLOSED-END STRATEGY: COVERED CALL INCOME PORTFOLIO 2018-1	35-7195165	46140W111	46140W129	46140W137	46140W103		CSCC181	11/10/2018	0.17764	0.05704
CLOSED-END STRATEGY: COVERED CALL INCOME PORTFOLIO 2018-1	35-7195165	46140W111	46140W129	46140W137	46140W103		CSCC181	12/31/2018	0.05897	0.01894
CLOSED-END STRATEGY: VALUE EQUITY AND INCOME PORTFOLIO 2018-1	35-7195164	46140W186	46140W202	46140W210	46140W194		CSVP181	2/10/2018	0.03931	0.01173
CLOSED-END STRATEGY: VALUE EQUITY AND INCOME PORTFOLIO 2018-1	35-7195164	46140W186	46140W202	46140W210	46140W194		CSVP181	3/10/2018	0.04931	0.01471
CLOSED-END STRATEGY: VALUE EQUITY AND INCOME PORTFOLIO 2018-1	35-7195164	46140W186	46140W202	46140W210	46140W194		CSVP181	4/10/2018	0.06553	0.01955
CLOSED-END STRATEGY: VALUE EQUITY AND INCOME PORTFOLIO 2018-1	35-7195164	46140W186	46140W202	46140W210	46140W194		CSVP181	5/10/2018	0.07290	0.02175
CLOSED-END STRATEGY: VALUE EQUITY AND INCOME PORTFOLIO 2018-1	35-7195164	46140W186	46140W202	46140W210	46140W194		CSVP181	6/10/2018	0.05051	0.01507
CLOSED-END STRATEGY: VALUE EQUITY AND INCOME PORTFOLIO 2018-1	35-7195164	46140W186	46140W202	46140W210	46140W194		CSVP181	7/10/2018	0.06344	0.01892
CLOSED-END STRATEGY: VALUE EQUITY AND INCOME PORTFOLIO 2018-1	35-7195164	46140W186	46140W202	46140W210	46140W194		CSVP181	8/10/2018	0.07655	0.02283
CLOSED-END STRATEGY: VALUE EQUITY AND INCOME PORTFOLIO 2018-1	35-7195164	46140W186	46140W202	46140W210	46140W194		CSVP181	9/10/2018	0.04976	0.01484
CLOSED-END STRATEGY: VALUE EQUITY AND INCOME PORTFOLIO 2018-1	35-7195164	46140W186	46140W202	46140W210	46140W194		CSVP181	10/10/2018	0.06567	0.01959
CLOSED-END STRATEGY: VALUE EQUITY AND INCOME PORTFOLIO 2018-1	35-7195164	46140W186	46140W202	46140W210	46140W194		CSVP181	11/10/2018	0.07071	0.02109
CLOSED-END STRATEGY: VALUE EQUITY AND INCOME PORTFOLIO 2018-1	35-7195164	46140W186	46140W202	46140W210	46140W194		CSVP181	12/10/2018	0.05125	0.01529
CLOSED-END STRATEGY: VALUE EQUITY AND INCOME PORTFOLIO 2018-1	35-7195164	46140W186	46140W202	46140W210	46140W194		CSVP181	12/31/2018	0.03129	0.00933

Issuer's Name	EIN	CUSIP 1	CUSIP 2	CUSIP 3	CUSIP 4	CUSIP 5	Ticker Symbol	Date of Corporate Action	Distribution Per Unit	Per Unit Reduction of Taxpayer's Basis
CLOSED-END STRATEGY: MASTER INCOME PORTFOLIO 2018-1	35-7195167	46140W228	46140W244	46140W251	46140W236		MSTR181	2/10/2018	0.03305	0.01013
CLOSED-END STRATEGY: MASTER INCOME PORTFOLIO 2018-1	35-7195167	46140W228	46140W244	46140W251	46140W236		MSTR181	3/10/2018	0.05667	0.01736
CLOSED-END STRATEGY: MASTER INCOME PORTFOLIO 2018-1	35-7195167	46140W228	46140W244	46140W251	46140W236		MSTR181	4/10/2018	0.06530	0.02001
CLOSED-END STRATEGY: MASTER INCOME PORTFOLIO 2018-1	35-7195167	46140W228	46140W244	46140W251	46140W236		MSTR181	5/10/2018	0.05753	0.01763
CLOSED-END STRATEGY: MASTER INCOME PORTFOLIO 2018-1	35-7195167	46140W228	46140W244	46140W251	46140W236		MSTR181	6/10/2018	0.05662	0.01735
CLOSED-END STRATEGY: MASTER INCOME PORTFOLIO 2018-1	35-7195167	46140W228	46140W244	46140W251	46140W236		MSTR181	7/10/2018	0.06296	0.01929
CLOSED-END STRATEGY: MASTER INCOME PORTFOLIO 2018-1	35-7195167	46140W228	46140W244	46140W251	46140W236		MSTR181	8/10/2018	0.06301	0.01931
CLOSED-END STRATEGY: MASTER INCOME PORTFOLIO 2018-1	35-7195167	46140W228	46140W244	46140W251	46140W236		MSTR181	9/10/2018	0.05525	0.01693
CLOSED-END STRATEGY: MASTER INCOME PORTFOLIO 2018-1	35-7195167	46140W228	46140W244	46140W251	46140W236		MSTR181	10/10/2018	0.06142	0.01882
CLOSED-END STRATEGY: MASTER INCOME PORTFOLIO 2018-1	35-7195167	46140W228	46140W244	46140W251	46140W236		MSTR181	11/10/2018	0.06215	0.01904
CLOSED-END STRATEGY: MASTER INCOME PORTFOLIO 2018-1	35-7195167	46140W228	46140W244	46140W251	46140W236		MSTR181	12/10/2018	0.05427	0.01663
CLOSED-END STRATEGY: MASTER INCOME PORTFOLIO 2018-1	35-7195167	46140W228	46140W244	46140W251	46140W236		MSTR181	12/31/2018	0.02869	0.00879
ALL CAP CORE STRATEGY 2018-1	35-7195173	46140W277	46140W293	46140W285	46140W269		ALLC181	5/10/2018	0.02729	0.00486
ALL CAP CORE STRATEGY 2018-1	35-7195173	46140W277	46140W293	46140W285	46140W269		ALLC181	8/10/2018	0.02380	0.02380
ALL CAP CORE STRATEGY 2018-1	35-7195173	46140W277	46140W293	46140W285	46140W269		ALLC181	8/10/2018	0.03413	0.00608
ALL CAP CORE STRATEGY 2018-1	35-7195173	46140W277	46140W293	46140W285	46140W269		ALLC181	11/10/2018	0.03308	0.00589
DIVIDEND INCOME LEADERS STRATEGY PORTFOLIO 2018-1	35-7195174	46140W301	46140W327	46140W335	46140W319		DVLD181	2/10/2018	0.04374	0.00791
DIVIDEND INCOME LEADERS STRATEGY PORTFOLIO 2018-1	35-7195174	46140W301	46140W327	46140W335	46140W319		DVLD181	3/10/2018	0.04525	0.00818
DIVIDEND INCOME LEADERS STRATEGY PORTFOLIO 2018-1	35-7195174	46140W301	46140W327	46140W335	46140W319		DVLD181	4/10/2018	0.04525	0.00818
DIVIDEND INCOME LEADERS STRATEGY PORTFOLIO 2018-1	35-7195174	46140W301	46140W327	46140W335	46140W319		DVLD181	5/10/2018	0.04546	0.00822
DIVIDEND INCOME LEADERS STRATEGY PORTFOLIO 2018-1	35-7195174	46140W301	46140W327	46140W335	46140W319		DVLD181	6/10/2018	0.04546	0.00822
DIVIDEND INCOME LEADERS STRATEGY PORTFOLIO 2018-1	35-7195174	46140W301	46140W327	46140W335	46140W319		DVLD181	7/10/2018	0.04580	0.00828
DIVIDEND INCOME LEADERS STRATEGY PORTFOLIO 2018-1	35-7195174	46140W301	46140W327	46140W335	46140W319		DVLD181	8/10/2018	0.04580	0.00828
DIVIDEND INCOME LEADERS STRATEGY PORTFOLIO 2018-1	35-7195174	46140W301	46140W327	46140W335	46140W319		DVLD181	9/10/2018	0.04580	0.00828
DIVIDEND INCOME LEADERS STRATEGY PORTFOLIO 2018-1	35-7195174	46140W301	46140W327	46140W335	46140W319		DVLD181	10/10/2018	0.04548	0.00822
DIVIDEND INCOME LEADERS STRATEGY PORTFOLIO 2018-1	35-7195174	46140W301	46140W327	46140W335	46140W319		DVLD181	11/10/2018	0.04548	0.00822
DIVIDEND INCOME LEADERS STRATEGY PORTFOLIO 2018-1	35-7195174	46140W301	46140W327	46140W335	46140W319		DVLD181	12/10/2018	0.04548	0.00822
LARGE CAP CORE STRATEGY 2018-1	35-7195171	46140W350	46140W376	46140W368	46140W343		LRGC181	5/10/2018	0.02998	0.00454
LARGE CAP CORE STRATEGY 2018-1	35-7195171	46140W350	46140W376	46140W368	46140W343		LRGC181	8/10/2018	0.04158	0.00630
LARGE CAP CORE STRATEGY 2018-1	35-7195171	46140W350	46140W376	46140W368	46140W343		LRGC181	11/10/2018	0.04157	0.00630
MID CAP CORE STRATEGY 2018-1	35-7195170	46140W434	46140W459	46140W442	46140W426		MIDC181	5/10/2018	0.01111	0.00790
MID CAP CORE STRATEGY 2018-1	35-7195170	46140W434	46140W459	46140W442	46140W426		MIDC181	8/10/2018	0.01797	0.01277
MID CAP CORE STRATEGY 2018-1	35-7195170	46140W434	46140W459	46140W442	46140W426		MIDC181	11/10/2018	0.01832	0.01302
SMALL CAP CORE STRATEGY 2018-1	35-7195169	46140W475	46140W491	46140W483	46140W467		SMLC181	8/10/2018	0.11988	0.08271
S&P POWERPICKS PORTFOLIO 2018-1	35-7195172	46140W517	46140W525	46140W533	46140W509		PICK181	5/10/2018	0.03648	0.00962
S&P POWERPICKS PORTFOLIO 2018-1	35-7195172	46140W517	46140W525	46140W533	46140W509		PICK181	8/10/2018	0.03943	0.01040
S&P POWERPICKS PORTFOLIO 2018-1	35-7195172	46140W517	46140W525	46140W533	46140W509		PICK181	11/10/2018	0.03849	0.01015
DIVIDEND INCOME & VALUE PORTFOLIO 2018-1	35-7195175	46140W558	46140W566	46140W574	46140W541		DIVP181	5/10/2018	0.05727	0.00086
DIVIDEND INCOME & VALUE PORTFOLIO 2018-1	35-7195175	46140W558	46140W566	46140W574	46140W541		DIVP181	8/10/2018	0.06794	0.00103
DIVIDEND INCOME & VALUE PORTFOLIO 2018-1	35-7195175	46140W558	46140W566	46140W574	46140W541		DIVP181	11/10/2018	0.06876	0.00104
DIVIDEND INCOME & VALUE PORTFOLIO 2018-1	35-7195175	46140W558	46140W566	46140W574	46140W541		DIVP181	12/31/2018	0.01687	0.00025
CLOSED-END STRATEGY: GLOBAL INCOME PORTFOLIO 2018-1	35-7195176	46140W582	46140W616	46140W608	46140W590		GLIN181	3/10/2018	0.05591	0.01365
CLOSED-END STRATEGY: GLOBAL INCOME PORTFOLIO 2018-1	35-7195176	46140W582	46140W616	46140W608	46140W590		GLIN181	4/10/2018	0.06285	0.01534
CLOSED-END STRATEGY: GLOBAL INCOME PORTFOLIO 2018-1	35-7195176	46140W582	46140W616	46140W608	46140W590		GLIN181	5/10/2018	0.05789	0.01413
CLOSED-END STRATEGY: GLOBAL INCOME PORTFOLIO 2018-1	35-7195176	46140W582	46140W616	46140W608	46140W590		GLIN181	6/10/2018	0.04729	0.01154
CLOSED-END STRATEGY: GLOBAL INCOME PORTFOLIO 2018-1	35-7195176	46140W582	46140W616	46140W608	46140W590		GLIN181	7/10/2018	0.06049	0.01477
CLOSED-END STRATEGY: GLOBAL INCOME PORTFOLIO 2018-1	35-7195176	46140W582	46140W616	46140W608	46140W590		GLIN181	8/10/2018	0.06909	0.01686
CLOSED-END STRATEGY: GLOBAL INCOME PORTFOLIO 2018-1	35-7195176	46140W582	46140W616	46140W608	46140W590		GLIN181	9/10/2018	0.04620	0.01128
CLOSED-END STRATEGY: GLOBAL INCOME PORTFOLIO 2018-1	35-7195176	46140W582	46140W616	46140W608	46140W590		GLIN181	10/10/2018	0.05856	0.01429
CLOSED-END STRATEGY: GLOBAL INCOME PORTFOLIO 2018-1	35-7195176	46140W582	46140W616	46140W608	46140W590		GLIN181	11/10/2018	0.06793	0.01658
CLOSED-END STRATEGY: GLOBAL INCOME PORTFOLIO 2018-1	35-7195176	46140W582	46140W616	46140W608	46140W590		GLIN181	12/10/2018	0.04526	0.01105
CLOSED-END STRATEGY: GLOBAL INCOME PORTFOLIO 2018-1	35-7195176	46140W582	46140W616	46140W608	46140W590		GLIN181	12/31/2018	0.04471	0.01091
CLOSED-END STRATEGY: SENIOR LOAN AND LIMITED DURATION PORTFOLIO 2018-1	35-7195177	46140W624	46140W640	46140W657	46140W632		LOAN181	3/10/2018	0.06275	0.00337
CLOSED-END STRATEGY: SENIOR LOAN AND LIMITED DURATION PORTFOLIO 2018-1	35-7195177	46140W624	46140W640	46140W657	46140W632		LOAN181	4/10/2018	0.06075	0.00326
CLOSED-END STRATEGY: SENIOR LOAN AND LIMITED DURATION PORTFOLIO 2018-1	35-7195177	46140W624	46140W640	46140W657	46140W632		LOAN181	5/10/2018	0.05602	0.00301
CLOSED-END STRATEGY: SENIOR LOAN AND LIMITED DURATION PORTFOLIO 2018-1	35-7195177	46140W624	46140W640	46140W657	46140W632		LOAN181	6/10/2018	0.06252	0.00336
CLOSED-END STRATEGY: SENIOR LOAN AND LIMITED DURATION PORTFOLIO 2018-1	35-7195177	46140W624	46140W640	46140W657	46140W632		LOAN181	7/10/2018	0.06141	0.00330

Issuer's Name	EIN	CUSIP 1	CUSIP 2	CUSIP 3	CUSIP 4	CUSIP 5	Ticker Symbol	Date of Corporate Action	Distribution Per Unit	Per Unit Reduction of Taxpayer's Basis
CLOSED-END STRATEGY: SENIOR LOAN AND LIMITED DURATION PORTFOLIO 2018-1	35-7195177	46140W624	46140W640	46140W657	46140W632		LOAN181	8/10/2018	0.06142	0.00330
CLOSED-END STRATEGY: SENIOR LOAN AND LIMITED DURATION PORTFOLIO 2018-1	35-7195177	46140W624	46140W640	46140W657	46140W632		LOAN181	9/10/2018	0.06076	0.00326
CLOSED-END STRATEGY: SENIOR LOAN AND LIMITED DURATION PORTFOLIO 2018-1	35-7195177	46140W624	46140W640	46140W657	46140W632		LOAN181	10/10/2018	0.06080	0.00326
CLOSED-END STRATEGY: SENIOR LOAN AND LIMITED DURATION PORTFOLIO 2018-1	35-7195177	46140W624	46140W640	46140W657	46140W632		LOAN181	11/10/2018	0.06079	0.00326
CLOSED-END STRATEGY: SENIOR LOAN AND LIMITED DURATION PORTFOLIO 2018-1	35-7195177	46140W624	46140W640	46140W657	46140W632		LOAN181	12/10/2018	0.06038	0.00324
CLOSED-END STRATEGY: SENIOR LOAN AND LIMITED DURATION PORTFOLIO 2018-1	35-7195177	46140W624	46140W640	46140W657	46140W632		LOAN181	12/31/2018	0.06220	0.00334
BUYBACK LEADERS PORTFOLIO 2018-1	35-7195178	46140W673	46140W681	46140W699	46140W665		BUYB181	5/10/2018	0.02763	0.00345
BUYBACK LEADERS PORTFOLIO 2018-1	35-7195178	46140W673	46140W681	46140W699	46140W665		BUYB181	8/10/2018	0.03439	0.00429
BUYBACK LEADERS PORTFOLIO 2018-1	35-7195178	46140W673	46140W681	46140W699	46140W665		BUYB181	11/10/2018	0.03670	0.00458
DIVIDEND SUSTAINABILITY STRATEGIC OPPORTUNITY PORTFOLIO 2018-1	35-7195179	46140W715	46140W723	46140W731	46140W707		DVSO181	5/10/2018	0.03943	0.00487
DIVIDEND SUSTAINABILITY STRATEGIC OPPORTUNITY PORTFOLIO 2018-1	35-7195179	46140W715	46140W723	46140W731	46140W707		DVSO181	8/10/2018	0.04968	0.00613
DIVIDEND SUSTAINABILITY STRATEGIC OPPORTUNITY PORTFOLIO 2018-1	35-7195179	46140W715	46140W723	46140W731	46140W707		DVSO181	11/10/2018	0.04975	0.00614
TURNAROUND STRATEGY PORTFOLIO 2018-1	35-7195180	46140W756	46140W764	46140W772	46140W749		TURNA181	5/10/2018	0.01496	0.00844
TURNAROUND STRATEGY PORTFOLIO 2018-1	35-7195180	46140W756	46140W764	46140W772	46140W749		TURNA181	8/10/2018	0.02185	0.01233
TURNAROUND STRATEGY PORTFOLIO 2018-1	35-7195180	46140W756	46140W764	46140W772	46140W749		TURNA181	11/10/2018	0.02377	0.01342
AMERICAN INFRASTRUCTURE GROWTH PORTFOLIO 2018-1	35-7195181	46140W780	46140W806	46140W814	46140W798		INFA181	3/10/2018	0.01373	0.00913
AMERICAN INFRASTRUCTURE GROWTH PORTFOLIO 2018-1	35-7195181	46140W780	46140W806	46140W814	46140W798		INFA181	4/10/2018	0.01558	0.01036
AMERICAN INFRASTRUCTURE GROWTH PORTFOLIO 2018-1	35-7195181	46140W780	46140W806	46140W814	46140W798		INFA181	6/10/2018	0.01794	0.01193
AMERICAN INFRASTRUCTURE GROWTH PORTFOLIO 2018-1	35-7195181	46140W780	46140W806	46140W814	46140W798		INFA181	7/10/2018	0.02131	0.01417
AMERICAN INFRASTRUCTURE GROWTH PORTFOLIO 2018-1	35-7195181	46140W780	46140W806	46140W814	46140W798		INFA181	8/10/2018	0.01197	0.00796
AMERICAN INFRASTRUCTURE GROWTH PORTFOLIO 2018-1	35-7195181	46140W780	46140W806	46140W814	46140W798		INFA181	9/10/2018	0.01510	0.01004
AMERICAN INFRASTRUCTURE GROWTH PORTFOLIO 2018-1	35-7195181	46140W780	46140W806	46140W814	46140W798		INFA181	10/10/2018	0.01952	0.01298
AMERICAN INFRASTRUCTURE GROWTH PORTFOLIO 2018-1	35-7195181	46140W780	46140W806	46140W814	46140W798		INFA181	11/10/2018	0.01030	0.00685
AMERICAN INFRASTRUCTURE GROWTH PORTFOLIO 2018-1	35-7195181	46140W780	46140W806	46140W814	46140W798		INFA181	12/10/2018	0.01808	0.01202
MLP & INCOME PORTFOLIO 2018-1	35-7195182	46140W822	46140W855	46140W848	46140W830		MLP181	2/10/2018	0.02887	0.02320
MLP & INCOME PORTFOLIO 2018-1	35-7195182	46140W822	46140W855	46140W848	46140W830		MLP181	3/10/2018	0.06186	0.04972
MLP & INCOME PORTFOLIO 2018-1	35-7195182	46140W822	46140W855	46140W848	46140W830		MLP181	4/10/2018	0.06186	0.04972
MLP & INCOME PORTFOLIO 2018-1	35-7195182	46140W822	46140W855	46140W848	46140W830		MLP181	5/10/2018	0.07082	0.05676
MLP & INCOME PORTFOLIO 2018-1	35-7195182	46140W822	46140W855	46140W848	46140W830		MLP181	6/10/2018	0.06207	0.04989
MLP & INCOME PORTFOLIO 2018-1	35-7195182	46140W822	46140W855	46140W848	46140W830		MLP181	7/10/2018	0.05582	0.04486
MLP & INCOME PORTFOLIO 2018-1	35-7195182	46140W822	46140W855	46140W848	46140W830		MLP181	8/10/2018	0.06897	0.05543
MLP & INCOME PORTFOLIO 2018-1	35-7195182	46140W822	46140W855	46140W848	46140W830		MLP181	9/10/2018	0.05582	0.04486
MLP & INCOME PORTFOLIO 2018-1	35-7195182	46140W822	46140W855	46140W848	46140W830		MLP181	10/10/2018	0.05954	0.04785
MLP & INCOME PORTFOLIO 2018-1	35-7195182	46140W822	46140W855	46140W848	46140W830		MLP181	11/10/2018	0.05954	0.04785
MLP & INCOME PORTFOLIO 2018-1	35-7195182	46140W822	46140W855	46140W848	46140W830		MLP181	12/10/2018	0.05954	0.04785
DIVIDEND SUSTAINABILITY PORTFOLIO 2018-1	35-7195261	46140X119	46140X127	46140X135	46140X101		DVST181	6/10/2018	0.03063	0.03063
DIVIDEND SUSTAINABILITY PORTFOLIO 2018-1	35-7195261	46140X119	46140X127	46140X135	46140X101		DVST181	6/10/2018	0.05234	0.00030
DIVIDEND SUSTAINABILITY PORTFOLIO 2018-1	35-7195261	46140X119	46140X127	46140X135	46140X101		DVST181	9/10/2018	0.05542	0.00032
DIVIDEND SUSTAINABILITY PORTFOLIO 2018-1	35-7195261	46140X119	46140X127	46140X135	46140X101		DVST181	12/10/2018	0.04959	0.00028
EUROPEAN DIVIDEND SUSTAINABILITY PORTFOLIO 2018-1	35-7195263	46140X150	46140X168	46140X176	46140X143		EDST181	6/10/2018	0.04624	0.00136
EUROPEAN DIVIDEND SUSTAINABILITY PORTFOLIO 2018-1	35-7195263	46140X150	46140X168	46140X176	46140X143		EDST181	9/10/2018	0.02952	0.00087
EUROPEAN DIVIDEND SUSTAINABILITY PORTFOLIO 2018-1	35-7195263	46140X150	46140X168	46140X176	46140X143		EDST181	12/10/2018	0.02851	0.00084
EUROPEAN DIVIDEND SUSTAINABILITY PORTFOLIO 2018-1	35-7195263	46140X150	46140X168	46140X176	46140X143		EDST181	12/31/2018	0.00586	0.00017
INTERNATIONAL DIVIDEND SUSTAINABILITY PORTFOLIO 2018-1	35-7195262	46140X192	46140X218	46140X200	46140X184		IDST181	6/10/2018	0.10690	0.00805
INTERNATIONAL DIVIDEND SUSTAINABILITY PORTFOLIO 2018-1	35-7195262	46140X192	46140X218	46140X200	46140X184		IDST181	9/10/2018	0.04171	0.00314
INTERNATIONAL DIVIDEND SUSTAINABILITY PORTFOLIO 2018-1	35-7195262	46140X192	46140X218	46140X200	46140X184		IDST181	12/10/2018	0.08392	0.00632
INTERNATIONAL DIVIDEND SUSTAINABILITY PORTFOLIO 2018-1	35-7195262	46140X192	46140X218	46140X200	46140X184		IDST181	12/19/2018	0.02802	0.02802
GLOBAL DIVIDEND SUSTAINABILITY PORTFOLIO 2018-1	35-7195264	46140X234	46140X242	46140X259	46140X226		GDST181	6/10/2018	0.03436	0.03436
GLOBAL DIVIDEND SUSTAINABILITY PORTFOLIO 2018-1	35-7195264	46140X234	46140X242	46140X259	46140X226		GDST181	6/10/2018	0.04515	0.00425
GLOBAL DIVIDEND SUSTAINABILITY PORTFOLIO 2018-1	35-7195264	46140X234	46140X242	46140X259	46140X226		GDST181	9/10/2018	0.04324	0.00407
GLOBAL DIVIDEND SUSTAINABILITY PORTFOLIO 2018-1	35-7195264	46140X234	46140X242	46140X259	46140X226		GDST181	12/10/2018	0.04709	0.00444
BALANCED DIVIDEND SUSTAINABILITY & INCOME PORTFOLIO 2018-1	35-7195265	46140X267	46140X283	46140X291	46140X275		BDST181	3/10/2018	0.02539	0.00265
BALANCED DIVIDEND SUSTAINABILITY & INCOME PORTFOLIO 2018-1	35-7195265	46140X267	46140X283	46140X291	46140X275		BDST181	4/10/2018	0.01953	0.00204
BALANCED DIVIDEND SUSTAINABILITY & INCOME PORTFOLIO 2018-1	35-7195265	46140X267	46140X283	46140X291	46140X275		BDST181	5/10/2018	0.02116	0.00220
BALANCED DIVIDEND SUSTAINABILITY & INCOME PORTFOLIO 2018-1	35-7195265	46140X267	46140X283	46140X291	46140X275		BDST181	6/10/2018	0.02116	0.00220
BALANCED DIVIDEND SUSTAINABILITY & INCOME PORTFOLIO 2018-1	35-7195265	46140X267	46140X283	46140X291	46140X275		BDST181	7/10/2018	0.02156	0.00225
BALANCED DIVIDEND SUSTAINABILITY & INCOME PORTFOLIO 2018-1	35-7195265	46140X267	46140X283	46140X291	46140X275		BDST181	8/10/2018	0.02156	0.00225

Issuer's Name	EIN	CUSIP 1	CUSIP 2	CUSIP 3	CUSIP 4	CUSIP 5	Ticker Symbol	Date of Corporate Action	Distribution Per Unit	Per Unit Reduction of Taxpayer's Basis
BALANCED DIVIDEND SUSTAINABILITY & INCOME PORTFOLIO 2018-1	35-7195265	46140X267	46140X283	46140X291	46140X275		BDST181	9/10/2018	0.02166	0.00225
BALANCED DIVIDEND SUSTAINABILITY & INCOME PORTFOLIO 2018-1	35-7195265	46140X267	46140X283	46140X291	46140X275		BDST181	10/10/2018	0.02167	0.00226
BALANCED DIVIDEND SUSTAINABILITY & INCOME PORTFOLIO 2018-1	35-7195265	46140X267	46140X283	46140X291	46140X275		BDST181	11/10/2018	0.02167	0.00226
BALANCED DIVIDEND SUSTAINABILITY & INCOME PORTFOLIO 2018-1	35-7195265	46140X267	46140X283	46140X291	46140X275		BDST181	12/10/2018	0.02167	0.00226
CLOSED-END STRATEGY: DISCOUNT OPPORTUNITY PORTFOLIO 2018-1	35-7195266	46140X309	46140X325	46140X333	46140X317		DISC181	3/10/2018	0.04860	0.00780
CLOSED-END STRATEGY: DISCOUNT OPPORTUNITY PORTFOLIO 2018-1	35-7195266	46140X309	46140X325	46140X333	46140X317		DISC181	4/10/2018	0.05682	0.00912
CLOSED-END STRATEGY: DISCOUNT OPPORTUNITY PORTFOLIO 2018-1	35-7195266	46140X309	46140X325	46140X333	46140X317		DISC181	5/10/2018	0.07755	0.01245
CLOSED-END STRATEGY: DISCOUNT OPPORTUNITY PORTFOLIO 2018-1	35-7195266	46140X309	46140X325	46140X333	46140X317		DISC181	6/10/2018	0.04664	0.00749
CLOSED-END STRATEGY: DISCOUNT OPPORTUNITY PORTFOLIO 2018-1	35-7195266	46140X309	46140X325	46140X333	46140X317		DISC181	7/10/2018	0.05720	0.00918
CLOSED-END STRATEGY: DISCOUNT OPPORTUNITY PORTFOLIO 2018-1	35-7195266	46140X309	46140X325	46140X333	46140X317		DISC181	8/10/2018	0.07655	0.01229
CLOSED-END STRATEGY: DISCOUNT OPPORTUNITY PORTFOLIO 2018-1	35-7195266	46140X309	46140X325	46140X333	46140X317		DISC181	9/10/2018	0.05697	0.00914
CLOSED-END STRATEGY: DISCOUNT OPPORTUNITY PORTFOLIO 2018-1	35-7195266	46140X309	46140X325	46140X333	46140X317		DISC181	10/10/2018	0.06023	0.00967
CLOSED-END STRATEGY: DISCOUNT OPPORTUNITY PORTFOLIO 2018-1	35-7195266	46140X309	46140X325	46140X333	46140X317		DISC181	11/10/2018	0.06819	0.01094
CLOSED-END STRATEGY: DISCOUNT OPPORTUNITY PORTFOLIO 2018-1	35-7195266	46140X309	46140X325	46140X333	46140X317		DISC181	12/10/2018	0.05875	0.00943
CLOSED-END STRATEGY: DISCOUNT OPPORTUNITY PORTFOLIO 2018-1	35-7195266	46140X309	46140X325	46140X333	46140X317		DISC181	12/31/2018	0.06347	0.01019
INFLATION HEDGE PORTFOLIO 2018-1	35-7195267	46140X341	46140X374	46140X366	46140X358		HEDG181	3/10/2018	0.04828	0.01699
INFLATION HEDGE PORTFOLIO 2018-1	35-7195267	46140X341	46140X374	46140X366	46140X358		HEDG181	4/10/2018	0.04933	0.01736
INFLATION HEDGE PORTFOLIO 2018-1	35-7195267	46140X341	46140X374	46140X366	46140X358		HEDG181	5/10/2018	0.04710	0.01657
INFLATION HEDGE PORTFOLIO 2018-1	35-7195267	46140X341	46140X374	46140X366	46140X358		HEDG181	6/10/2018	0.04602	0.01619
INFLATION HEDGE PORTFOLIO 2018-1	35-7195267	46140X341	46140X374	46140X366	46140X358		HEDG181	7/10/2018	0.05566	0.01959
INFLATION HEDGE PORTFOLIO 2018-1	35-7195267	46140X341	46140X374	46140X366	46140X358		HEDG181	8/10/2018	0.04755	0.01673
INFLATION HEDGE PORTFOLIO 2018-1	35-7195267	46140X341	46140X374	46140X366	46140X358		HEDG181	9/10/2018	0.03731	0.01313
INFLATION HEDGE PORTFOLIO 2018-1	35-7195267	46140X341	46140X374	46140X366	46140X358		HEDG181	10/10/2018	0.05190	0.01826
INFLATION HEDGE PORTFOLIO 2018-1	35-7195267	46140X341	46140X374	46140X366	46140X358		HEDG181	11/10/2018	0.04070	0.01432
INFLATION HEDGE PORTFOLIO 2018-1	35-7195267	46140X341	46140X374	46140X366	46140X358		HEDG181	12/10/2018	0.04714	0.01659
INFLATION HEDGE PORTFOLIO 2018-1	35-7195267	46140X341	46140X374	46140X366	46140X358		HEDG181	12/31/2018	0.02564	0.00902
ENERGY PORTFOLIO 2018-1	35-7195268	46140X390	46140X408	46140X416	46140X382		ENGY181	10/10/2018	0.07328	0.06649
FINANCIAL INSTITUTIONS PORTFOLIO 2018-1	35-7195270	46140X424	46140X440	46140X457	46140X432		FITT181	6/10/2018	0.04075	0.00459
FINANCIAL INSTITUTIONS PORTFOLIO 2018-1	35-7195270	46140X424	46140X440	46140X457	46140X432		FITT181	9/10/2018	0.04212	0.00474
FINANCIAL INSTITUTIONS PORTFOLIO 2018-1	35-7195270	46140X424	46140X440	46140X457	46140X432		FITT181	12/10/2018	0.04529	0.00510
REIT INCOME PORTFOLIO 2018-1	35-7195271	46140X507	46140X523	46140X531	46140X515		VCSR181	3/10/2018	0.03131	0.00463
REIT INCOME PORTFOLIO 2018-1	35-7195271	46140X507	46140X523	46140X531	46140X515		VCSR181	4/10/2018	0.02683	0.00397
REIT INCOME PORTFOLIO 2018-1	35-7195271	46140X507	46140X523	46140X531	46140X515		VCSR181	5/10/2018	0.02861	0.00423
REIT INCOME PORTFOLIO 2018-1	35-7195271	46140X507	46140X523	46140X531	46140X515		VCSR181	6/10/2018	0.02861	0.00423
REIT INCOME PORTFOLIO 2018-1	35-7195271	46140X507	46140X523	46140X531	46140X515		VCSR181	7/10/2018	0.02905	0.00429
REIT INCOME PORTFOLIO 2018-1	35-7195271	46140X507	46140X523	46140X531	46140X515		VCSR181	8/10/2018	0.03322	0.00491
REIT INCOME PORTFOLIO 2018-1	35-7195271	46140X507	46140X523	46140X531	46140X515		VCSR181	9/10/2018	0.02905	0.00429
REIT INCOME PORTFOLIO 2018-1	35-7195271	46140X507	46140X523	46140X531	46140X515		VCSR181	10/10/2018	0.02884	0.00426
REIT INCOME PORTFOLIO 2018-1	35-7195271	46140X507	46140X523	46140X531	46140X515		VCSR181	11/10/2018	0.02884	0.00426
REIT INCOME PORTFOLIO 2018-1	35-7195271	46140X507	46140X523	46140X531	46140X515		VCSR181	12/10/2018	0.02884	0.00426
REIT INCOME PORTFOLIO 2018-1	35-7195271	46140X507	46140X523	46140X531	46140X515		VCSR181	12/31/2018	0.05656	0.00836
HIGH INCOME ALLOCATION PORTFOLIO 2018-1	35-7195274	46140X580	46140X614	46140X606	46140X598		HIAP181	3/10/2018	0.04913	0.00487
HIGH INCOME ALLOCATION PORTFOLIO 2018-1	35-7195274	46140X580	46140X614	46140X606	46140X598		HIAP181	4/10/2018	0.04497	0.00446
HIGH INCOME ALLOCATION PORTFOLIO 2018-1	35-7195274	46140X580	46140X614	46140X606	46140X598		HIAP181	5/10/2018	0.04466	0.00443
HIGH INCOME ALLOCATION PORTFOLIO 2018-1	35-7195274	46140X580	46140X614	46140X606	46140X598		HIAP181	6/10/2018	0.04893	0.00485
HIGH INCOME ALLOCATION PORTFOLIO 2018-1	35-7195274	46140X580	46140X614	46140X606	46140X598		HIAP181	7/10/2018	0.04797	0.00475
HIGH INCOME ALLOCATION PORTFOLIO 2018-1	35-7195274	46140X580	46140X614	46140X606	46140X598		HIAP181	8/10/2018	0.04911	0.00487
HIGH INCOME ALLOCATION PORTFOLIO 2018-1	35-7195274	46140X580	46140X614	46140X606	46140X598		HIAP181	9/10/2018	0.04586	0.00454
HIGH INCOME ALLOCATION PORTFOLIO 2018-1	35-7195274	46140X580	46140X614	46140X606	46140X598		HIAP181	10/10/2018	0.04571	0.00453
HIGH INCOME ALLOCATION PORTFOLIO 2018-1	35-7195274	46140X580	46140X614	46140X606	46140X598		HIAP181	11/10/2018	0.04488	0.00445
HIGH INCOME ALLOCATION PORTFOLIO 2018-1	35-7195274	46140X580	46140X614	46140X606	46140X598		HIAP181	12/10/2018	0.04488	0.00445
PREFERRED OPPORTUNITY PORTFOLIO 2018-1	35-7195275	46140X622	46140X648	46140X655	46140X630		PFOP181	3/10/2018	0.05027	0.00122
PREFERRED OPPORTUNITY PORTFOLIO 2018-1	35-7195275	46140X622	46140X648	46140X655	46140X630		PFOP181	4/10/2018	0.04570	0.00111
PREFERRED OPPORTUNITY PORTFOLIO 2018-1	35-7195275	46140X622	46140X648	46140X655	46140X630		PFOP181	5/10/2018	0.04570	0.00111
PREFERRED OPPORTUNITY PORTFOLIO 2018-1	35-7195275	46140X622	46140X648	46140X655	46140X630		PFOP181	6/10/2018	0.04634	0.00113
PREFERRED OPPORTUNITY PORTFOLIO 2018-1	35-7195275	46140X622	46140X648	46140X655	46140X630		PFOP181	7/10/2018	0.04635	0.00113
PREFERRED OPPORTUNITY PORTFOLIO 2018-1	35-7195275	46140X622	46140X648	46140X655	46140X630		PFOP181	8/10/2018	0.04635	0.00113
PREFERRED OPPORTUNITY PORTFOLIO 2018-1	35-7195275	46140X622	46140X648	46140X655	46140X630		PFOP181	9/10/2018	0.04635	0.00113
PREFERRED OPPORTUNITY PORTFOLIO 2018-1	35-7195275	46140X622	46140X648	46140X655	46140X630		PFOP181	10/10/2018	0.04586	0.00111
PREFERRED OPPORTUNITY PORTFOLIO 2018-1	35-7195275	46140X622	46140X648	46140X655	46140X630		PFOP181	11/10/2018	0.04566	0.00111

Issuer's Name	EIN	CUSIP 1	CUSIP 2	CUSIP 3	CUSIP 4	CUSIP 5	Ticker Symbol	Date of Corporate Action	Distribution Per Unit	Per Unit Reduction of Taxpayer's Basis
PREFERRED OPPORTUNITY PORTFOLIO 2018-1	35-7195275	46140X622	46140X648	46140X655	46140X630		PPOP181	12/10/2018	0.04566	0.00111
GLOBAL HIGH DIVIDEND PORTFOLIO 2018-1	35-7195276	46140X671	46140X697	46140X689	46140X663		HDVP181	6/10/2018	0.07011	0.00294
GLOBAL HIGH DIVIDEND PORTFOLIO 2018-1	35-7195276	46140X671	46140X697	46140X689	46140X663		HDVP181	9/10/2018	0.09425	0.00396
GLOBAL HIGH DIVIDEND PORTFOLIO 2018-1	35-7195276	46140X671	46140X697	46140X689	46140X663		HDVP181	12/10/2018	0.08573	0.00360
GLOBAL HIGH DIVIDEND PORTFOLIO 2018-1	35-7195276	46140X671	46140X697	46140X689	46140X663		HDVP181	12/19/2018	0.01126	0.01126
INSIDER BUY STRATEGY 2018-1	35-7195277	46140X713	46140X721	46140X739	46140X705		INBY181	12/19/2018	0.02719	0.01704
MULTI-ASSET HIGH INCOME PORTFOLIO 2018-1	35-7195273	46140X820	46140X846	46140X853	46140X838		MHIT181	3/10/2018	0.05559	0.02172
MULTI-ASSET HIGH INCOME PORTFOLIO 2018-1	35-7195273	46140X820	46140X846	46140X853	46140X838		MHIT181	4/10/2018	0.04905	0.01917
MULTI-ASSET HIGH INCOME PORTFOLIO 2018-1	35-7195273	46140X820	46140X846	46140X853	46140X838		MHIT181	5/10/2018	0.04905	0.01917
MULTI-ASSET HIGH INCOME PORTFOLIO 2018-1	35-7195273	46140X820	46140X846	46140X853	46140X838		MHIT181	6/10/2018	0.05249	0.02051
MULTI-ASSET HIGH INCOME PORTFOLIO 2018-1	35-7195273	46140X820	46140X846	46140X853	46140X838		MHIT181	7/10/2018	0.04984	0.01948
MULTI-ASSET HIGH INCOME PORTFOLIO 2018-1	35-7195273	46140X820	46140X846	46140X853	46140X838		MHIT181	8/10/2018	0.05306	0.02074
MULTI-ASSET HIGH INCOME PORTFOLIO 2018-1	35-7195273	46140X820	46140X846	46140X853	46140X838		MHIT181	9/10/2018	0.04984	0.01948
MULTI-ASSET HIGH INCOME PORTFOLIO 2018-1	35-7195273	46140X820	46140X846	46140X853	46140X838		MHIT181	10/10/2018	0.04914	0.01920
MULTI-ASSET HIGH INCOME PORTFOLIO 2018-1	35-7195273	46140X820	46140X846	46140X853	46140X838		MHIT181	11/10/2018	0.04914	0.01920
MULTI-ASSET HIGH INCOME PORTFOLIO 2018-1	35-7195273	46140X820	46140X846	46140X853	46140X838		MHIT181	12/10/2018	0.04914	0.01920
NEW WORLD LEADERS PORTFOLIO 2018-1	35-2615610	46140Y117	46140Y133	46140Y125	46140Y109		LDRS181	7/10/2018	0.05715	0.00091
NEW WORLD LEADERS PORTFOLIO 2018-1	35-2615610	46140Y117	46140Y133	46140Y125	46140Y109		LDRS181	10/10/2018	0.05541	0.00089
NEW WORLD LEADERS PORTFOLIO 2018-1	35-2615610	46140Y117	46140Y133	46140Y125	46140Y109		LDRS181	12/31/2018	0.00919	0.00015
ETF ALLOCATION PORTFOLIO 2018-1	35-2615612	46140Y182	46140Y216	46140Y208	46140Y190		ETFA181	4/10/2018	0.02060	0.00159
ETF ALLOCATION PORTFOLIO 2018-1	35-2615612	46140Y182	46140Y216	46140Y208	46140Y190		ETFA181	5/10/2018	0.01627	0.00125
ETF ALLOCATION PORTFOLIO 2018-1	35-2615612	46140Y182	46140Y216	46140Y208	46140Y190		ETFA181	6/10/2018	0.01716	0.00132
ETF ALLOCATION PORTFOLIO 2018-1	35-2615612	46140Y182	46140Y216	46140Y208	46140Y190		ETFA181	7/10/2018	0.01998	0.00154
ETF ALLOCATION PORTFOLIO 2018-1	35-2615612	46140Y182	46140Y216	46140Y208	46140Y190		ETFA181	8/10/2018	0.01998	0.00154
ETF ALLOCATION PORTFOLIO 2018-1	35-2615612	46140Y182	46140Y216	46140Y208	46140Y190		ETFA181	9/10/2018	0.01998	0.00154
ETF ALLOCATION PORTFOLIO 2018-1	35-2615612	46140Y182	46140Y216	46140Y208	46140Y190		ETFA181	10/10/2018	0.01776	0.00137
ETF ALLOCATION PORTFOLIO 2018-1	35-2615612	46140Y182	46140Y216	46140Y208	46140Y190		ETFA181	11/10/2018	0.01776	0.00137
ETF ALLOCATION PORTFOLIO 2018-1	35-2615612	46140Y182	46140Y216	46140Y208	46140Y190		ETFA181	12/10/2018	0.01776	0.00137
ETF DIVERSIFIED INCOME PORTFOLIO 2018-1	35-2615613	46140Y224	46140Y257	46140Y240	46140Y232		ETFI181	4/10/2018	0.04311	0.00132
ETF DIVERSIFIED INCOME PORTFOLIO 2018-1	35-2615613	46140Y224	46140Y257	46140Y240	46140Y232		ETFI181	5/10/2018	0.03404	0.00104
ETF DIVERSIFIED INCOME PORTFOLIO 2018-1	35-2615613	46140Y224	46140Y257	46140Y240	46140Y232		ETFI181	6/10/2018	0.02948	0.00090
ETF DIVERSIFIED INCOME PORTFOLIO 2018-1	35-2615613	46140Y224	46140Y257	46140Y240	46140Y232		ETFI181	7/10/2018	0.03922	0.00120
ETF DIVERSIFIED INCOME PORTFOLIO 2018-1	35-2615613	46140Y224	46140Y257	46140Y240	46140Y232		ETFI181	8/10/2018	0.03922	0.00120
ETF DIVERSIFIED INCOME PORTFOLIO 2018-1	35-2615613	46140Y224	46140Y257	46140Y240	46140Y232		ETFI181	9/10/2018	0.03922	0.00120
ETF DIVERSIFIED INCOME PORTFOLIO 2018-1	35-2615613	46140Y224	46140Y257	46140Y240	46140Y232		ETFI181	10/10/2018	0.03474	0.00106
ETF DIVERSIFIED INCOME PORTFOLIO 2018-1	35-2615613	46140Y224	46140Y257	46140Y240	46140Y232		ETFI181	11/10/2018	0.03474	0.00106
ETF DIVERSIFIED INCOME PORTFOLIO 2018-1	35-2615613	46140Y224	46140Y257	46140Y240	46140Y232		ETFI181	12/10/2018	0.03474	0.00106
DEFENSIVE EQUITY & INCOME PORTFOLIO 2018-1	35-2615614	46140Y265	46140Y299	46140Y281	46140Y273		DFEN181	4/10/2018	0.03096	0.00475
DEFENSIVE EQUITY & INCOME PORTFOLIO 2018-1	35-2615614	46140Y265	46140Y299	46140Y281	46140Y273		DFEN181	5/10/2018	0.06234	0.00956
DEFENSIVE EQUITY & INCOME PORTFOLIO 2018-1	35-2615614	46140Y265	46140Y299	46140Y281	46140Y273		DFEN181	6/10/2018	0.04254	0.00652
DEFENSIVE EQUITY & INCOME PORTFOLIO 2018-1	35-2615614	46140Y265	46140Y299	46140Y281	46140Y273		DFEN181	7/10/2018	0.03719	0.00570
DEFENSIVE EQUITY & INCOME PORTFOLIO 2018-1	35-2615614	46140Y265	46140Y299	46140Y281	46140Y273		DFEN181	8/10/2018	0.05940	0.00911
DEFENSIVE EQUITY & INCOME PORTFOLIO 2018-1	35-2615614	46140Y265	46140Y299	46140Y281	46140Y273		DFEN181	9/10/2018	0.04308	0.00660
DEFENSIVE EQUITY & INCOME PORTFOLIO 2018-1	35-2615614	46140Y265	46140Y299	46140Y281	46140Y273		DFEN181	10/10/2018	0.04343	0.00666
DEFENSIVE EQUITY & INCOME PORTFOLIO 2018-1	35-2615614	46140Y265	46140Y299	46140Y281	46140Y273		DFEN181	11/10/2018	0.04957	0.00760
DEFENSIVE EQUITY & INCOME PORTFOLIO 2018-1	35-2615614	46140Y265	46140Y299	46140Y281	46140Y273		DFEN181	12/10/2018	0.04711	0.00722
DEFENSIVE EQUITY & INCOME PORTFOLIO 2018-1	35-2615614	46140Y265	46140Y299	46140Y281	46140Y273		DFEN181	12/31/2018	0.01644	0.00252
EMERGING MARKETS DIVIDEND PORTFOLIO 2018-1	35-2615615	46140Y315	46140Y323	46140Y331	46140Y307		EMDV181	7/10/2018	0.11631	0.01235
EMERGING MARKETS DIVIDEND PORTFOLIO 2018-1	35-2615615	46140Y315	46140Y323	46140Y331	46140Y307		EMDV181	10/10/2018	0.12636	0.01342
ENHANCED SECTOR STRATEGY, SECTOR ROTATION PORTFOLIO 2018-2	35-2615616	46140Y356	46140Y364	46140Y372	46140Y349		ESRO182	10/10/2018	0.02513	0.02513
THE DOW JONES TOTAL MARKET PORTFOLIO, ENHANCED INDEX STRATEGY 2018-2	35-2615617	46140Y398	46140Y406	46140Y414	46140Y380		ESTM182	7/10/2018	0.02180	0.00132
THE DOW JONES TOTAL MARKET PORTFOLIO, ENHANCED INDEX STRATEGY 2018-2	35-2615617	46140Y398	46140Y406	46140Y414	46140Y380		ESTM182	10/10/2018	0.02255	0.00137
GLOBAL WATER PORTFOLIO 2018-1	35-2615618	46140Y430	46140Y448	46140Y455	46140Y422		GWTR181	7/10/2018	0.17446	0.11127
GLOBAL WATER PORTFOLIO 2018-1	35-2615618	46140Y430	46140Y448	46140Y455	46140Y422		GWTR181	10/10/2018	0.03514	0.02241
AMERICAN INNOVATION LEADERS PORTFOLIO 2018-1	35-2615620	46140Y471	46140Y489	46140Y497	46140Y463		INOV181	10/10/2018	0.01777	0.01777

Issuer's Name	EIN	CUSIP 1	CUSIP 2	CUSIP 3	CUSIP 4	CUSIP 5	Ticker Symbol	Date of Corporate Action	Distribution Per Unit	Per Unit Reduction of Taxpayer's Basis
GLOBAL TECHNOLOGY LEADERS PORTFOLIO 2018-2	35-2615619	46140Y513	46140Y521	46140Y539	46140Y505		TECH182	7/10/2018	0.01410	0.01199
GLOBAL TECHNOLOGY LEADERS PORTFOLIO 2018-2	35-2615619	46140Y513	46140Y521	46140Y539	46140Y505		TECH182	10/10/2018	0.01672	0.01422
ESG OPPORTUNITY PORTFOLIO 2018-2	35-2615621	46140Y554	46140Y562	46140Y570	46140Y547		ESGO182	10/10/2018	0.02906	0.00920
ESG OPPORTUNITY PORTFOLIO 2018-2	35-2615621	46140Y554	46140Y562	46140Y570	46140Y547		ESGO182	12/31/2018	0.02976	0.00942
POLICY OPPORTUNITIES PORTFOLIO 2018-1	35-2615611	46140Y638	46140Y646	46140Y653	46140Y620		PLCY181	6/10/2018	0.02826	0.01313
POLICY OPPORTUNITIES PORTFOLIO 2018-1	35-2615611	46140Y638	46140Y646	46140Y653	46140Y620		PLCY181	9/10/2018	0.01830	0.00850
POLICY OPPORTUNITIES PORTFOLIO 2018-1	35-2615611	46140Y638	46140Y646	46140Y653	46140Y620		PLCY181	12/10/2018	0.03401	0.01580
GLOBAL 45 DIVIDEND STRATEGY PORTFOLIO 2018-2	35-2618884	46141A191	46141A209	46141A217	46141A183		GLDV182	8/10/2018	0.07602	0.00250
GLOBAL 45 DIVIDEND STRATEGY PORTFOLIO 2018-2	35-2618884	46141A191	46141A209	46141A217	46141A183		GLDV182	11/10/2018	0.07733	0.00254
GLOBAL 45 DIVIDEND STRATEGY PORTFOLIO 2018-2	35-2618884	46141A191	46141A209	46141A217	46141A183		GLDV182	12/31/2018	0.05063	0.00167
CLOSED-END STRATEGY: COVERED CALL INCOME PORTFOLIO2018-2	35-2618886	46141A316	46141A324	46141A332	46141A308		CSCC182	8/10/2018	0.20697	0.04735
CLOSED-END STRATEGY: COVERED CALL INCOME PORTFOLIO2018-2	35-2618886	46141A316	46141A324	46141A332	46141A308		CSCC182	11/10/2018	0.17858	0.04086
CLOSED-END STRATEGY: COVERED CALL INCOME PORTFOLIO2018-2	35-2618886	46141A316	46141A324	46141A332	46141A308		CSCC182	12/31/2018	0.06685	0.01530
CLOSED-END STRATEGY: VALUE EQUITY AND INCOME PORTFOLIO 2018-2	35-2618885	46141A381	46141A407	46141A415	46141A399		CSVP182	5/10/2018	0.05591	0.01763
CLOSED-END STRATEGY: VALUE EQUITY AND INCOME PORTFOLIO 2018-2	35-2618885	46141A381	46141A407	46141A415	46141A399		CSVP182	6/10/2018	0.06413	0.02022
CLOSED-END STRATEGY: VALUE EQUITY AND INCOME PORTFOLIO 2018-2	35-2618885	46141A381	46141A407	46141A415	46141A399		CSVP182	7/10/2018	0.07727	0.02436
CLOSED-END STRATEGY: VALUE EQUITY AND INCOME PORTFOLIO 2018-2	35-2618885	46141A381	46141A407	46141A415	46141A399		CSVP182	8/10/2018	0.06039	0.01904
CLOSED-END STRATEGY: VALUE EQUITY AND INCOME PORTFOLIO 2018-2	35-2618885	46141A381	46141A407	46141A415	46141A399		CSVP182	9/10/2018	0.06339	0.01999
CLOSED-END STRATEGY: VALUE EQUITY AND INCOME PORTFOLIO 2018-2	35-2618885	46141A381	46141A407	46141A415	46141A399		CSVP182	10/10/2018	0.08117	0.02559
CLOSED-END STRATEGY: VALUE EQUITY AND INCOME PORTFOLIO 2018-2	35-2618885	46141A381	46141A407	46141A415	46141A399		CSVP182	11/10/2018	0.05718	0.01803
CLOSED-END STRATEGY: VALUE EQUITY AND INCOME PORTFOLIO 2018-2	35-2618885	46141A381	46141A407	46141A415	46141A399		CSVP182	12/10/2018	0.06540	0.02062
CLOSED-END STRATEGY: VALUE EQUITY AND INCOME PORTFOLIO 2018-2	35-2618885	46141A381	46141A407	46141A415	46141A399		CSVP182	12/31/2018	0.03071	0.00968
CLOSED-END STRATEGY: MASTER INCOME PORTFOLIO 2018-2	35-2618887	46141A423	46141A449	46141A456	46141A431		MSTR182	5/10/2018	0.05522	0.01134
CLOSED-END STRATEGY: MASTER INCOME PORTFOLIO 2018-2	35-2618887	46141A423	46141A449	46141A456	46141A431		MSTR182	6/10/2018	0.06683	0.01373
CLOSED-END STRATEGY: MASTER INCOME PORTFOLIO 2018-2	35-2618887	46141A423	46141A449	46141A456	46141A431		MSTR182	7/10/2018	0.07192	0.01477
CLOSED-END STRATEGY: MASTER INCOME PORTFOLIO 2018-2	35-2618887	46141A423	46141A449	46141A456	46141A431		MSTR182	8/10/2018	0.05457	0.01121
CLOSED-END STRATEGY: MASTER INCOME PORTFOLIO 2018-2	35-2618887	46141A423	46141A449	46141A456	46141A431		MSTR182	9/10/2018	0.06798	0.01396
CLOSED-END STRATEGY: MASTER INCOME PORTFOLIO 2018-2	35-2618887	46141A423	46141A449	46141A456	46141A431		MSTR182	10/10/2018	0.06794	0.01395
CLOSED-END STRATEGY: MASTER INCOME PORTFOLIO 2018-2	35-2618887	46141A423	46141A449	46141A456	46141A431		MSTR182	11/10/2018	0.05971	0.01226
CLOSED-END STRATEGY: MASTER INCOME PORTFOLIO 2018-2	35-2618887	46141A423	46141A449	46141A456	46141A431		MSTR182	12/10/2018	0.06693	0.01375
CLOSED-END STRATEGY: MASTER INCOME PORTFOLIO 2018-2	35-2618887	46141A423	46141A449	46141A456	46141A431		MSTR182	12/31/2018	0.03349	0.00688
CLOSED-END STRATEGY: SELECT OPPORTUNITY PORTFOLIO2018-2	35-2618889	46141A464	46141A480	46141A498	46141A472		NLEV182	5/10/2018	0.02744	0.00688
CLOSED-END STRATEGY: SELECT OPPORTUNITY PORTFOLIO2018-2	35-2618889	46141A464	46141A480	46141A498	46141A472		NLEV182	6/10/2018	0.03025	0.00758
CLOSED-END STRATEGY: SELECT OPPORTUNITY PORTFOLIO2018-2	35-2618889	46141A464	46141A480	46141A498	46141A472		NLEV182	7/10/2018	0.08176	0.02049
CLOSED-END STRATEGY: SELECT OPPORTUNITY PORTFOLIO2018-2	35-2618889	46141A464	46141A480	46141A498	46141A472		NLEV182	8/10/2018	0.06903	0.01730
CLOSED-END STRATEGY: SELECT OPPORTUNITY PORTFOLIO2018-2	35-2618889	46141A464	46141A480	46141A498	46141A472		NLEV182	9/10/2018	0.04047	0.01014
CLOSED-END STRATEGY: SELECT OPPORTUNITY PORTFOLIO2018-2	35-2618889	46141A464	46141A480	46141A498	46141A472		NLEV182	10/10/2018	0.06731	0.01687
CLOSED-END STRATEGY: SELECT OPPORTUNITY PORTFOLIO2018-2	35-2618889	46141A464	46141A480	46141A498	46141A472		NLEV182	11/10/2018	0.06477	0.01623
CLOSED-END STRATEGY: SELECT OPPORTUNITY PORTFOLIO2018-2	35-2618889	46141A464	46141A480	46141A498	46141A472		NLEV182	12/10/2018	0.02998	0.00751
CLOSED-END STRATEGY: SELECT OPPORTUNITY PORTFOLIO2018-2	35-2618889	46141A464	46141A480	46141A498	46141A472		NLEV182	12/31/2018	0.07984	0.02001
ALL CAP CORE STRATEGY 2018-2	35-2618894	46141A514	46141A530	46141A522	46141A506		ALLC182	8/10/2018	0.02690	0.00057
ALL CAP CORE STRATEGY 2018-2	35-2618894	46141A514	46141A530	46141A522	46141A506		ALLC182	11/10/2018	0.02948	0.00063
ALL CAP CORE STRATEGY 2018-2	35-2618894	46141A514	46141A530	46141A522	46141A506		ALLC182	12/31/2018	0.00183	0.00004
DIVIDEND INCOME LEADERS STRATEGY PORTFOLIO 2018-1	35-2618895	46141A548	46141A563	46141A571	46141A555		DVLD182	5/10/2018	0.05199	0.01025
DIVIDEND INCOME LEADERS STRATEGY PORTFOLIO 2018-1	35-2618895	46141A548	46141A563	46141A571	46141A555		DVLD182	6/10/2018	0.05031	0.00992
DIVIDEND INCOME LEADERS STRATEGY PORTFOLIO 2018-1	35-2618895	46141A548	46141A563	46141A571	46141A555		DVLD182	7/10/2018	0.05031	0.00992
DIVIDEND INCOME LEADERS STRATEGY PORTFOLIO 2018-1	35-2618895	46141A548	46141A563	46141A571	46141A555		DVLD182	8/10/2018	0.05305	0.01046
DIVIDEND INCOME LEADERS STRATEGY PORTFOLIO 2018-1	35-2618895	46141A548	46141A563	46141A571	46141A555		DVLD182	9/10/2018	0.05305	0.01046
DIVIDEND INCOME LEADERS STRATEGY PORTFOLIO 2018-1	35-2618895	46141A548	46141A563	46141A571	46141A555		DVLD182	10/10/2018	0.05310	0.01047
DIVIDEND INCOME LEADERS STRATEGY PORTFOLIO 2018-1	35-2618895	46141A548	46141A563	46141A571	46141A555		DVLD182	11/10/2018	0.05310	0.01047
DIVIDEND INCOME LEADERS STRATEGY PORTFOLIO 2018-1	35-2618895	46141A548	46141A563	46141A571	46141A555		DVLD182	12/10/2018	0.05310	0.01047
DIVIDEND INCOME LEADERS STRATEGY PORTFOLIO 2018-1	35-2618895	46141A548	46141A563	46141A571	46141A555		DVLD182	12/31/2018	0.00681	0.00134
LARGE CAP CORE STRATEGY 2018-2	35-2618892	46141A597	46141A613	46141A605	46141A589		LRGC182	8/10/2018	0.02213	0.00264
LARGE CAP CORE STRATEGY 2018-2	35-2618892	46141A597	46141A613	46141A605	46141A589		LRGC182	11/10/2018	0.02972	0.00354
MID CAP CORE STRATEGY 2018-2	35-2618891	46141A670	46141A696	46141A688	46141A662		MIDC182	8/10/2018	0.02571	0.00096

Issuer's Name	EIN	CUSIP 1	CUSIP 2	CUSIP 3	CUSIP 4	CUSIP 5	Ticker Symbol	Date of Corporate Action	Distribution Per Unit	Per Unit Reduction of Taxpayer's Basis
MID CAP CORE STRATEGY 2018-2	35-2618891	46141A670	46141A696	46141A688	46141A662		MIDC182	11/10/2018	0.02790	0.00104
MID CAP CORE STRATEGY 2018-2	35-2618891	46141A670	46141A696	46141A688	46141A662		MIDC182	12/31/2018	0.00439	0.00016
SMALL CAP CORE STRATEGY 2018-2	35-2618890	46141A712	46141A738	46141A720	46141A704		SMLC182	8/10/2018	0.02078	0.00588
SMALL CAP CORE STRATEGY 2018-2	35-2618890	46141A712	46141A738	46141A720	46141A704		SMLC182	11/10/2018	0.02404	0.00680
S&P POWERPICKS PORTFOLIO 2018-2	35-2618893	46141A753	46141A761	46141A779	46141A746		PICK182	10/10/2018	0.04438	0.03193
CLOSED-END STRATEGY: GLOBAL INCOME PORTFOLIO 2018-2	35-2618897	46141A829	46141A852	46141A845	46141A837		GLIN182	6/10/2018	0.05046	0.01024
CLOSED-END STRATEGY: GLOBAL INCOME PORTFOLIO 2018-2	35-2618897	46141A829	46141A852	46141A845	46141A837		GLIN182	7/10/2018	0.07440	0.01510
CLOSED-END STRATEGY: GLOBAL INCOME PORTFOLIO 2018-2	35-2618897	46141A829	46141A852	46141A845	46141A837		GLIN182	8/10/2018	0.05400	0.01096
CLOSED-END STRATEGY: GLOBAL INCOME PORTFOLIO 2018-2	35-2618897	46141A829	46141A852	46141A845	46141A837		GLIN182	9/10/2018	0.05224	0.01060
CLOSED-END STRATEGY: GLOBAL INCOME PORTFOLIO 2018-2	35-2618897	46141A829	46141A852	46141A845	46141A837		GLIN182	10/10/2018	0.07415	0.01505
CLOSED-END STRATEGY: GLOBAL INCOME PORTFOLIO 2018-2	35-2618897	46141A829	46141A852	46141A845	46141A837		GLIN182	11/10/2018	0.06752	0.01371
CLOSED-END STRATEGY: GLOBAL INCOME PORTFOLIO 2018-2	35-2618897	46141A829	46141A852	46141A845	46141A837		GLIN182	12/10/2018	0.05107	0.01037
CLOSED-END STRATEGY: GLOBAL INCOME PORTFOLIO 2018-2	35-2618897	46141A829	46141A852	46141A845	46141A837		GLIN182	12/31/2018	0.06047	0.01228
CLOSED-END STRATEGY: SENIOR LOAN AND LIMITED DURATION PORTFOLIO 2018-2	35-2618898	46141B108	46141B124	46141B132	46141B116		LOAN182	6/10/2018	0.06122	0.00215
CLOSED-END STRATEGY: SENIOR LOAN AND LIMITED DURATION PORTFOLIO 2018-2	35-2618898	46141B108	46141B124	46141B132	46141B116		LOAN182	7/10/2018	0.06026	0.00212
CLOSED-END STRATEGY: SENIOR LOAN AND LIMITED DURATION PORTFOLIO 2018-2	35-2618898	46141B108	46141B124	46141B132	46141B116		LOAN182	8/10/2018	0.05433	0.00191
CLOSED-END STRATEGY: SENIOR LOAN AND LIMITED DURATION PORTFOLIO 2018-2	35-2618898	46141B108	46141B124	46141B132	46141B116		LOAN182	9/10/2018	0.06085	0.00214
CLOSED-END STRATEGY: SENIOR LOAN AND LIMITED DURATION PORTFOLIO 2018-2	35-2618898	46141B108	46141B124	46141B132	46141B116		LOAN182	10/10/2018	0.06074	0.00214
CLOSED-END STRATEGY: SENIOR LOAN AND LIMITED DURATION PORTFOLIO 2018-2	35-2618898	46141B108	46141B124	46141B132	46141B116		LOAN182	11/10/2018	0.06077	0.00214
CLOSED-END STRATEGY: SENIOR LOAN AND LIMITED DURATION PORTFOLIO 2018-2	35-2618898	46141B108	46141B124	46141B132	46141B116		LOAN182	12/10/2018	0.06041	0.00213
CLOSED-END STRATEGY: SENIOR LOAN AND LIMITED DURATION PORTFOLIO 2018-2	35-2618898	46141B108	46141B124	46141B132	46141B116		LOAN182	12/31/2018	0.07535	0.00265
AMERICAN INFRASTRUCTURE GROWTH PORTFOLIO 2018-2	35-2618900	46141B181	46141B207	46141B215	46141B199		INFA182	6/10/2018	0.01652	0.00943
AMERICAN INFRASTRUCTURE GROWTH PORTFOLIO 2018-2	35-2618900	46141B181	46141B207	46141B215	46141B199		INFA182	7/10/2018	0.02027	0.01157
AMERICAN INFRASTRUCTURE GROWTH PORTFOLIO 2018-2	35-2618900	46141B181	46141B207	46141B215	46141B199		INFA182	9/10/2018	0.02818	0.01609
AMERICAN INFRASTRUCTURE GROWTH PORTFOLIO 2018-2	35-2618900	46141B181	46141B207	46141B215	46141B199		INFA182	10/10/2018	0.02219	0.01267
AMERICAN INFRASTRUCTURE GROWTH PORTFOLIO 2018-2	35-2618900	46141B181	46141B207	46141B215	46141B199		INFA182	11/10/2018	0.01297	0.00740
AMERICAN INFRASTRUCTURE GROWTH PORTFOLIO 2018-2	35-2618900	46141B181	46141B207	46141B215	46141B199		INFA182	12/10/2018	0.02053	0.01172
MLP & INCOME PORTFOLIO 2018-2	35-2618901	46141B223	46141B256	46141B249	46141B231		MLPI182	5/10/2018	0.03144	0.02303
MLP & INCOME PORTFOLIO 2018-2	35-2618901	46141B223	46141B256	46141B249	46141B231		MLPI182	6/10/2018	0.07403	0.05423
MLP & INCOME PORTFOLIO 2018-2	35-2618901	46141B223	46141B256	46141B249	46141B231		MLPI182	7/10/2018	0.07254	0.05314
MLP & INCOME PORTFOLIO 2018-2	35-2618901	46141B223	46141B256	46141B249	46141B231		MLPI182	8/10/2018	0.06828	0.05002
MLP & INCOME PORTFOLIO 2018-2	35-2618901	46141B223	46141B256	46141B249	46141B231		MLPI182	9/10/2018	0.06828	0.05002
MLP & INCOME PORTFOLIO 2018-2	35-2618901	46141B223	46141B256	46141B249	46141B231		MLPI182	10/10/2018	0.07053	0.05167
MLP & INCOME PORTFOLIO 2018-2	35-2618901	46141B223	46141B256	46141B249	46141B231		MLPI182	11/10/2018	0.07053	0.05167
MLP & INCOME PORTFOLIO 2018-2	35-2618901	46141B223	46141B256	46141B249	46141B231		MLPI182	12/10/2018	0.07053	0.05167
BUYOUT OPPORTUNITY PORTFOLIO 2018-1	35-2618902	46141B272	46141B280	46141B298	46141B264		LBOP181	8/10/2018	0.01306	0.00079
BUYOUT OPPORTUNITY PORTFOLIO 2018-1	35-2618902	46141B272	46141B280	46141B298	46141B264		LBOP181	11/10/2018	0.02893	0.00175
BUYOUT OPPORTUNITY PORTFOLIO 2018-1	35-2618902	46141B272	46141B280	46141B298	46141B264		LBOP181	12/31/2018	0.03164	0.00191
DIVIDEND SUSTAINABILITY PORTFOLIO 2018-2	35-2621987	46141B314	46141B322	46141B330	46141B306		DVST182	12/19/2018	0.02888	0.00639
EUROPEAN DIVIDEND SUSTAINABILITY PORTFOLIO 2018-2	35-2621989	46141B355	46141B363	46141B371	46141B348		EDST182	12/31/2018	0.01781	0.00788
INTERNATIONAL DIVIDEND SUSTAINABILITY PORTFOLIO 2018-2	35-2621988	46141B397	46141B413	46141B405	46141B389		IDST182	9/10/2018	0.06149	0.00333
INTERNATIONAL DIVIDEND SUSTAINABILITY PORTFOLIO 2018-2	35-2621988	46141B397	46141B413	46141B405	46141B389		IDST182	12/10/2018	0.08526	0.00462
INTERNATIONAL DIVIDEND SUSTAINABILITY PORTFOLIO 2018-2	35-2621988	46141B397	46141B413	46141B405	46141B389		IDST182	12/19/2018	0.04184	0.04184
GLOBAL DIVIDEND SUSTAINABILITY PORTFOLIO 2018-2	35-2621990	46141B439	46141B447	46141B454	46141B421		GDST182	12/19/2018	0.02390	0.01391
BALANCED DIVIDEND SUSTAINABILITY & INCOME PORTFOLIO 2018-2	35-2621991	46141B504	46141B520	46141B538	46141B512		BDST182	6/10/2018	0.02837	0.00016
BALANCED DIVIDEND SUSTAINABILITY & INCOME PORTFOLIO 2018-2	35-2621991	46141B504	46141B520	46141B538	46141B512		BDST182	7/10/2018	0.02183	0.00012
BALANCED DIVIDEND SUSTAINABILITY & INCOME PORTFOLIO 2018-2	35-2621991	46141B504	46141B520	46141B538	46141B512		BDST182	8/10/2018	0.02333	0.00013
BALANCED DIVIDEND SUSTAINABILITY & INCOME PORTFOLIO 2018-2	35-2621991	46141B504	46141B520	46141B538	46141B512		BDST182	9/10/2018	0.02333	0.00013
BALANCED DIVIDEND SUSTAINABILITY & INCOME PORTFOLIO 2018-2	35-2621991	46141B504	46141B520	46141B538	46141B512		BDST182	10/10/2018	0.02381	0.00014
BALANCED DIVIDEND SUSTAINABILITY & INCOME PORTFOLIO 2018-2	35-2621991	46141B504	46141B520	46141B538	46141B512		BDST182	11/10/2018	0.02381	0.00014
BALANCED DIVIDEND SUSTAINABILITY & INCOME PORTFOLIO 2018-2	35-2621991	46141B504	46141B520	46141B538	46141B512		BDST182	12/10/2018	0.02381	0.00014
BALANCED DIVIDEND SUSTAINABILITY & INCOME PORTFOLIO 2018-2	35-2621991	46141B504	46141B520	46141B538	46141B512		BDST182	12/31/2018	0.00071	0.00000
CLOSED-END STRATEGY: DISCOUNT OPPORTUNITY PORTFOLIO 2018-2	35-2621992	46141B546	46141B561	46141B579	46141B553		DISC182	6/10/2018	0.06031	0.01259
CLOSED-END STRATEGY: DISCOUNT OPPORTUNITY PORTFOLIO 2018-2	35-2621992	46141B546	46141B561	46141B579	46141B553		DISC182	7/10/2018	0.05557	0.01160

Issuer's Name	EIN	CUSIP 1	CUSIP 2	CUSIP 3	CUSIP 4	CUSIP 5	Ticker Symbol	Date of Corporate Action	Distribution Per Unit	Per Unit Reduction of Taxpayer's Basis
CLOSED-END STRATEGY: DISCOUNT OPPORTUNITY PORTFOLIO 2018-2	35-2621992	46141B546	46141B561	46141B579	46141B553		DISC182	8/10/2018	0.07000	0.01462
CLOSED-END STRATEGY: DISCOUNT OPPORTUNITY PORTFOLIO 2018-2	35-2621992	46141B546	46141B561	46141B579	46141B553		DISC182	9/10/2018	0.04661	0.00973
CLOSED-END STRATEGY: DISCOUNT OPPORTUNITY PORTFOLIO 2018-2	35-2621992	46141B546	46141B561	46141B579	46141B553		DISC182	10/10/2018	0.05288	0.01104
CLOSED-END STRATEGY: DISCOUNT OPPORTUNITY PORTFOLIO 2018-2	35-2621992	46141B546	46141B561	46141B579	46141B553		DISC182	11/10/2018	0.07007	0.01463
CLOSED-END STRATEGY: DISCOUNT OPPORTUNITY PORTFOLIO 2018-2	35-2621992	46141B546	46141B561	46141B579	46141B553		DISC182	12/10/2018	0.06380	0.01332
CLOSED-END STRATEGY: DISCOUNT OPPORTUNITY PORTFOLIO 2018-2	35-2621992	46141B546	46141B561	46141B579	46141B553		DISC182	12/31/2018	0.04550	0.00950
ENERGY PORTFOLIO 2018-2	35-2621993	46141B595	46141B603	46141B611	46141B587		ENGY182	9/10/2018	0.06609	0.01847
ENERGY PORTFOLIO 2018-2	35-2621993	46141B595	46141B603	46141B611	46141B587		ENGY182	12/10/2018	0.05348	0.01495
FINANCIAL INSTITUTIONS PORTFOLIO 2018-2	35-2621995	46141B629	46141B645	46141B652	46141B637		FITT182	9/10/2018	0.04203	0.00841
FINANCIAL INSTITUTIONS PORTFOLIO 2018-2	35-2621995	46141B629	46141B645	46141B652	46141B637		FITT182	12/10/2018	0.04521	0.00905
REIT INCOME PORTFOLIO 2018-2	35-2621996	46141B702	46141B728	46141B736	46141B710		VCSR182	6/10/2018	0.03247	0.00002
REIT INCOME PORTFOLIO 2018-2	35-2621996	46141B702	46141B728	46141B736	46141B710		VCSR182	7/10/2018	0.02633	0.00001
REIT INCOME PORTFOLIO 2018-2	35-2621996	46141B702	46141B728	46141B736	46141B710		VCSR182	8/10/2018	0.02692	0.00001
REIT INCOME PORTFOLIO 2018-2	35-2621996	46141B702	46141B728	46141B736	46141B710		VCSR182	9/10/2018	0.02692	0.00001
REIT INCOME PORTFOLIO 2018-2	35-2621996	46141B702	46141B728	46141B736	46141B710		VCSR182	10/10/2018	0.02700	0.00001
REIT INCOME PORTFOLIO 2018-2	35-2621996	46141B702	46141B728	46141B736	46141B710		VCSR182	11/10/2018	0.02700	0.00001
REIT INCOME PORTFOLIO 2018-2	35-2621996	46141B702	46141B728	46141B736	46141B710		VCSR182	12/10/2018	0.02700	0.00001
REIT INCOME PORTFOLIO 2018-2	35-2621996	46141B702	46141B728	46141B736	46141B710		VCSR182	12/31/2018	0.02205	0.00001
MULTI-ASSET HIGH INCOME PORTFOLIO 2018-2	35-2621998	46141B785	46141B801	46141B819	46141B793		MHIT182	6/10/2018	0.05009	0.00992
MULTI-ASSET HIGH INCOME PORTFOLIO 2018-2	35-2621998	46141B785	46141B801	46141B819	46141B793		MHIT182	7/10/2018	0.04696	0.00930
MULTI-ASSET HIGH INCOME PORTFOLIO 2018-2	35-2621998	46141B785	46141B801	46141B819	46141B793		MHIT182	8/10/2018	0.04774	0.00945
MULTI-ASSET HIGH INCOME PORTFOLIO 2018-2	35-2621998	46141B785	46141B801	46141B819	46141B793		MHIT182	9/10/2018	0.04774	0.00945
MULTI-ASSET HIGH INCOME PORTFOLIO 2018-2	35-2621998	46141B785	46141B801	46141B819	46141B793		MHIT182	10/10/2018	0.04806	0.00952
MULTI-ASSET HIGH INCOME PORTFOLIO 2018-2	35-2621998	46141B785	46141B801	46141B819	46141B793		MHIT182	11/10/2018	0.04806	0.00952
MULTI-ASSET HIGH INCOME PORTFOLIO 2018-2	35-2621998	46141B785	46141B801	46141B819	46141B793		MHIT182	12/10/2018	0.04806	0.00952
HIGH INCOME ALLOCATION PORTFOLIO 2018-2	35-2621999	46141C106	46141C130	46141C122	46141C114		HIAP182	6/10/2018	0.04577	0.00302
HIGH INCOME ALLOCATION PORTFOLIO 2018-2	35-2621999	46141C106	46141C130	46141C122	46141C114		HIAP182	7/10/2018	0.04622	0.00305
HIGH INCOME ALLOCATION PORTFOLIO 2018-2	35-2621999	46141C106	46141C130	46141C122	46141C114		HIAP182	8/10/2018	0.04430	0.00292
HIGH INCOME ALLOCATION PORTFOLIO 2018-2	35-2621999	46141C106	46141C130	46141C122	46141C114		HIAP182	9/10/2018	0.04454	0.00294
HIGH INCOME ALLOCATION PORTFOLIO 2018-2	35-2621999	46141C106	46141C130	46141C122	46141C114		HIAP182	10/10/2018	0.04610	0.00304
HIGH INCOME ALLOCATION PORTFOLIO 2018-2	35-2621999	46141C106	46141C130	46141C122	46141C114		HIAP182	11/10/2018	0.04528	0.00299
HIGH INCOME ALLOCATION PORTFOLIO 2018-2	35-2621999	46141C106	46141C130	46141C122	46141C114		HIAP182	12/10/2018	0.04528	0.00299
PREFERRED OPPORTUNITY PORTFOLIO 2018-2	35-2622000	46141C148	46141C163	46141C171	46141C155		PFOP182	6/10/2018	0.04647	0.00126
PREFERRED OPPORTUNITY PORTFOLIO 2018-2	35-2622000	46141C148	46141C163	46141C171	46141C155		PFOP182	7/10/2018	0.04497	0.00122
PREFERRED OPPORTUNITY PORTFOLIO 2018-2	35-2622000	46141C148	46141C163	46141C171	46141C155		PFOP182	8/10/2018	0.04497	0.00122
PREFERRED OPPORTUNITY PORTFOLIO 2018-2	35-2622000	46141C148	46141C163	46141C171	46141C155		PFOP182	9/10/2018	0.04630	0.00125
PREFERRED OPPORTUNITY PORTFOLIO 2018-2	35-2622000	46141C148	46141C163	46141C171	46141C155		PFOP182	10/10/2018	0.04630	0.00125
PREFERRED OPPORTUNITY PORTFOLIO 2018-2	35-2622000	46141C148	46141C163	46141C171	46141C155		PFOP182	11/10/2018	0.04630	0.00125
PREFERRED OPPORTUNITY PORTFOLIO 2018-2	35-2622000	46141C148	46141C163	46141C171	46141C155		PFOP182	12/10/2018	0.04630	0.00125
PREFERRED OPPORTUNITY PORTFOLIO 2018-2	35-2622000	46141C148	46141C163	46141C171	46141C155		PFOP182	12/31/2018	0.02615	0.00071
DIVIDEND SUSTAINABILITY STRATEGIC OPPORTUNITY PORTFOLIO 2018-2	35-2622001	46141C197	46141C205	46141C213	46141C189		DVSO182	9/10/2018	0.05749	0.01784
DIVIDEND SUSTAINABILITY STRATEGIC OPPORTUNITY PORTFOLIO 2018-2	35-2622001	46141C197	46141C205	46141C213	46141C189		DVSO182	12/10/2018	0.05260	0.01632
GLOBAL HIGH DIVIDEND PORTFOLIO 2018-2	35-2622002	46141C239	46141C254	46141C247	46141C221		HDVP182	9/10/2018	0.07953	0.00443
GLOBAL HIGH DIVIDEND PORTFOLIO 2018-2	35-2622002	46141C239	46141C254	46141C247	46141C221		HDVP182	12/10/2018	0.08565	0.00477
GLOBAL HIGH DIVIDEND PORTFOLIO 2018-2	35-2622002	46141C239	46141C254	46141C247	46141C221		HDVP182	12/19/2018	0.01642	0.01642
INSIDER BUY STRATEGY 2018-2	35-2622003	46141C270	46141C288	46141C296	46141C262		INBY182	9/10/2018	0.01528	0.00068
INSIDER BUY STRATEGY 2018-2	35-2622003	46141C270	46141C288	46141C296	46141C262		INBY182	11/10/2018	0.26855	0.26844
INSIDER BUY STRATEGY 2018-2	35-2622003	46141C270	46141C288	46141C296	46141C262		INBY182	12/10/2018	0.02600	0.00116
NEW WORLD LEADERS PORTFOLIO 2018-2	35-2627538	46141C395	46141C411	46141C403	46141C387		LDRS182	10/10/2018	0.05904	0.00160
NEW WORLD LEADERS PORTFOLIO 2018-2	35-2627538	46141C395	46141C411	46141C403	46141C387		LDRS182	12/31/2018	0.02191	0.00059
POLICY OPPORTUNITIES PORTFOLIO 2018-2	35-2627539	46141C437	46141C445	46141C452	46141C429		PLCY182	10/10/2018	0.01801	0.00437
POLICY OPPORTUNITIES PORTFOLIO 2018-2	35-2627539	46141C437	46141C445	46141C452	46141C429		PLCY182	12/31/2018	0.02318	0.00563
ETF ALLOCATION PORTFOLIO 2018-2	35-2627540	46141C460	46141C494	46141C486	46141C478		ETFA182	7/10/2018	0.01986	0.00137
ETF ALLOCATION PORTFOLIO 2018-2	35-2627540	46141C460	46141C494	46141C486	46141C478		ETFA182	8/10/2018	0.01655	0.00114
ETF ALLOCATION PORTFOLIO 2018-2	35-2627540	46141C460	46141C494	46141C486	46141C478		ETFA182	9/10/2018	0.01655	0.00114

Issuer's Name	EIN	CUSIP 1	CUSIP 2	CUSIP 3	CUSIP 4	CUSIP 5	Ticker Symbol	Date of Corporate Action	Distribution Per Unit	Per Unit Reduction of Taxpayer's Basis
ETF ALLOCATION PORTFOLIO 2018-2	35-2627540	46141C460	46141C494	46141C486	46141C478		ETFA182	10/10/2018	0.01868	0.00129
ETF ALLOCATION PORTFOLIO 2018-2	35-2627540	46141C460	46141C494	46141C486	46141C478		ETFA182	11/10/2018	0.01868	0.00129
ETF ALLOCATION PORTFOLIO 2018-2	35-2627540	46141C460	46141C494	46141C486	46141C478		ETFA182	12/10/2018	0.01868	0.00129
ETF ALLOCATION PORTFOLIO 2018-2	35-2627540	46141C460	46141C494	46141C486	46141C478		ETFA182	12/31/2018	0.01917	0.00132
ETF DIVERSIFIED INCOME PORTFOLIO 2018-2	35-2627541	46141C502	46141C536	46141C528	46141C510		ETFI182	7/10/2018	0.04109	0.00197
ETF DIVERSIFIED INCOME PORTFOLIO 2018-2	35-2627541	46141C502	46141C536	46141C528	46141C510		ETFI182	8/10/2018	0.03424	0.00164
ETF DIVERSIFIED INCOME PORTFOLIO 2018-2	35-2627541	46141C502	46141C536	46141C528	46141C510		ETFI182	9/10/2018	0.03424	0.00164
ETF DIVERSIFIED INCOME PORTFOLIO 2018-2	35-2627541	46141C502	46141C536	46141C528	46141C510		ETFI182	10/10/2018	0.03478	0.00167
ETF DIVERSIFIED INCOME PORTFOLIO 2018-2	35-2627541	46141C502	46141C536	46141C528	46141C510		ETFI182	11/10/2018	0.03478	0.00167
ETF DIVERSIFIED INCOME PORTFOLIO 2018-2	35-2627541	46141C502	46141C536	46141C528	46141C510		ETFI182	12/10/2018	0.03478	0.00167
ETF DIVERSIFIED INCOME PORTFOLIO 2018-2	35-2627541	46141C502	46141C536	46141C528	46141C510		ETFI182	12/31/2018	0.02419	0.00116
DEFENSIVE EQUITY & INCOME PORTFOLIO 2018-2	35-2627542	46141C544	46141C577	46141C569	46141C551		DFEN182	7/10/2018	0.03069	0.00629
DEFENSIVE EQUITY & INCOME PORTFOLIO 2018-2	35-2627542	46141C544	46141C577	46141C569	46141C551		DFEN182	8/10/2018	0.05059	0.01037
DEFENSIVE EQUITY & INCOME PORTFOLIO 2018-2	35-2627542	46141C544	46141C577	46141C569	46141C551		DFEN182	9/10/2018	0.05355	0.01098
DEFENSIVE EQUITY & INCOME PORTFOLIO 2018-2	35-2627542	46141C544	46141C577	46141C569	46141C551		DFEN182	10/10/2018	0.03197	0.00655
DEFENSIVE EQUITY & INCOME PORTFOLIO 2018-2	35-2627542	46141C544	46141C577	46141C569	46141C551		DFEN182	11/10/2018	0.04775	0.00979
DEFENSIVE EQUITY & INCOME PORTFOLIO 2018-2	35-2627542	46141C544	46141C577	46141C569	46141C551		DFEN182	12/10/2018	0.05547	0.01137
DEFENSIVE EQUITY & INCOME PORTFOLIO 2018-2	35-2627542	46141C544	46141C577	46141C569	46141C551		DFEN182	12/31/2018	0.03029	0.00621
EMERGING MARKETS DIVIDEND PORTFOLIO 2018-2	35-2627543	46141C593	46141C601	46141C619	46141C585		EMDV182	10/10/2018	0.09433	0.04793
EMERGING MARKETS DIVIDEND PORTFOLIO 2018-2	35-2627543	46141C593	46141C601	46141C619	46141C585		EMDV182	12/31/2018	0.02705	0.01374
ENHANCED SECTOR STRATEGY, SECTOR ROTATION PORTFOLIO 2018-3	35-2627544	46141C635	46141C643	46141C650	46141C627		ESRO183	10/10/2018	0.01331	0.00348
THE DOW JONES TOTAL MARKET PORTFOLIO, ENHANCED INDEX STRATEGY 2018-3	35-2627545	46141C676	46141C684	46141C692	46141C668		ESTM183	10/10/2018	0.01906	0.00157
THE DOW JONES TOTAL MARKET PORTFOLIO, ENHANCED INDEX STRATEGY 2018-3	35-2627545	46141C676	46141C684	46141C692	46141C668		ESTM183	12/31/2018	0.00769	0.00063
AMERICAN INNOVATION LEADERS PORTFOLIO 2018-2	35-2627547	46141C718	46141C726	46141C734	46141C700		INOV182	10/10/2018	0.01102	0.00376
GLOBAL TECHNOLOGY LEADERS PORTFOLIO 2018-3	35-2627546	46141C759	46141C767	46141C775	46141C742		TECH183	10/10/2018	0.01506	0.01225
ESG OPPORTUNITY PORTFOLIO 2018-3	35-2627548	46141E110	46141E128	46141E136	46141E102		ESGO183	12/31/2018	0.03410	0.01290
GLOBAL 45 DIVIDEND STRATEGY PORTFOLIO 2018-3	35-2630853	46141E276	46141E284	46141E292	46141E268		GLDV183	11/10/2018	0.05143	0.00410
GLOBAL 45 DIVIDEND STRATEGY PORTFOLIO 2018-3	35-2630853	46141E276	46141E284	46141E292	46141E268		GLDV183	12/31/2018	0.02841	0.00226
CLOSED-END STRATEGY: COVERED CALL INCOME PORTFOLIO2018-3	35-2630855	46141E433	46141E441	46141E458	46141E425		CSCC183	11/10/2018	0.18542	0.05996
CLOSED-END STRATEGY: COVERED CALL INCOME PORTFOLIO2018-3	35-2630855	46141E433	46141E441	46141E458	46141E425		CSCC183	12/31/2018	0.09468	0.03062
CLOSED-END STRATEGY: VALUE EQUITY AND INCOME PORTFOLIO 2018-3	35-2630854	46141E508	46141E524	46141E532	46141E516		CSVP183	8/10/2018	0.04007	0.01160
CLOSED-END STRATEGY: VALUE EQUITY AND INCOME PORTFOLIO 2018-3	35-2630854	46141E508	46141E524	46141E532	46141E516		CSVP183	9/10/2018	0.05027	0.01455
CLOSED-END STRATEGY: VALUE EQUITY AND INCOME PORTFOLIO 2018-3	35-2630854	46141E508	46141E524	46141E532	46141E516		CSVP183	10/10/2018	0.07805	0.02260
CLOSED-END STRATEGY: VALUE EQUITY AND INCOME PORTFOLIO 2018-3	35-2630854	46141E508	46141E524	46141E532	46141E516		CSVP183	11/10/2018	0.05737	0.01661
CLOSED-END STRATEGY: VALUE EQUITY AND INCOME PORTFOLIO 2018-3	35-2630854	46141E508	46141E524	46141E532	46141E516		CSVP183	12/10/2018	0.05355	0.01550
CLOSED-END STRATEGY: VALUE EQUITY AND INCOME PORTFOLIO 2018-3	35-2630854	46141E508	46141E524	46141E532	46141E516		CSVP183	12/31/2018	0.06486	0.01878
CLOSED-END STRATEGY: MASTER INCOME PORTFOLIO 2018-3	35-2630830	46141E540	46141E565	46141E573	46141E557		MSTR183	8/10/2018	0.04958	0.00998
CLOSED-END STRATEGY: MASTER INCOME PORTFOLIO 2018-3	35-2630830	46141E540	46141E565	46141E573	46141E557		MSTR183	9/10/2018	0.05835	0.01174
CLOSED-END STRATEGY: MASTER INCOME PORTFOLIO 2018-3	35-2630830	46141E540	46141E565	46141E573	46141E557		MSTR183	10/10/2018	0.07260	0.01461
CLOSED-END STRATEGY: MASTER INCOME PORTFOLIO 2018-3	35-2630830	46141E540	46141E565	46141E573	46141E557		MSTR183	11/10/2018	0.05466	0.01100
CLOSED-END STRATEGY: MASTER INCOME PORTFOLIO 2018-3	35-2630830	46141E540	46141E565	46141E573	46141E557		MSTR183	12/10/2018	0.05795	0.01166
CLOSED-END STRATEGY: MASTER INCOME PORTFOLIO 2018-3	35-2630830	46141E540	46141E565	46141E573	46141E557		MSTR183	12/31/2018	0.06193	0.01246
ALL CAP CORE STRATEGY 2018-3	35-2630836	46141E599	46141E615	46141E607	46141E581		ALLC183	11/10/2018	0.02952	0.00369
ALL CAP CORE STRATEGY 2018-3	35-2630836	46141E599	46141E615	46141E607	46141E581		ALLC183	12/31/2018	0.00594	0.00074
DIVIDEND INCOME LEADERS STRATEGY PORTFOLIO 2018-3	35-2630837	46141E623	46141E649	46141E656	46141E631		DVLD183	8/10/2018	0.04269	0.01251
DIVIDEND INCOME LEADERS STRATEGY PORTFOLIO 2018-3	35-2630837	46141E623	46141E649	46141E656	46141E631		DVLD183	9/10/2018	0.04743	0.01390
DIVIDEND INCOME LEADERS STRATEGY PORTFOLIO 2018-3	35-2630837	46141E623	46141E649	46141E656	46141E631		DVLD183	10/10/2018	0.04743	0.01390
DIVIDEND INCOME LEADERS STRATEGY PORTFOLIO 2018-3	35-2630837	46141E623	46141E649	46141E656	46141E631		DVLD183	11/10/2018	0.04797	0.01406
DIVIDEND INCOME LEADERS STRATEGY PORTFOLIO 2018-3	35-2630837	46141E623	46141E649	46141E656	46141E631		DVLD183	12/10/2018	0.04797	0.01406
DIVIDEND INCOME LEADERS STRATEGY PORTFOLIO 2018-3	35-2630837	46141E623	46141E649	46141E656	46141E631		DVLD183	12/31/2018	0.02709	0.00794
LARGE CAP CORE STRATEGY 2018-3	35-2630834	46141E672	46141E698	46141E680	46141E664		LRGC183	11/10/2018	0.03141	0.00398
LARGE CAP CORE STRATEGY 2018-3	35-2630834	46141E672	46141E698	46141E680	46141E664		LRGC183	12/31/2018	0.00827	0.00105

Issuer's Name	EIN	CUSIP 1	CUSIP 2	CUSIP 3	CUSIP 4	CUSIP 5	Ticker Symbol	Date of Corporate Action	Distribution Per Unit	Per Unit Reduction of Taxpayer's Basis
MID CAP CORE STRATEGY 2018-3	35-2630833	46141E755	46141E771	46141E763	46141E748		MIDC183	11/10/2018	0.02367	0.00405
MID CAP CORE STRATEGY 2018-3	35-2630833	46141E755	46141E771	46141E763	46141E748		MIDC183	12/31/2018	0.00725	0.00124
SMALL CAP CORE STRATEGY 2018-3	35-2630832	46141E797	46141E813	46141E805	46141E789		SMLC183	11/10/2018	0.01581	0.01108
S&P POWERPICKS PORTFOLIO 2018-3	35-2630835	46141E839	46141E847	46141E854	46141E821		PICK183	11/10/2018	0.02613	0.00472
S&P POWERPICKS PORTFOLIO 2018-3	35-2630835	46141E839	46141E847	46141E854	46141E821		PICK183	12/31/2018	0.00184	0.00033
DIVIDEND INCOME & VALUE PORTFOLIO 2018-3	35-2630856	46141F117	46141F125	46141F133	46141F109		DIVP183	11/10/2018	0.06587	0.00793
DIVIDEND INCOME & VALUE PORTFOLIO 2018-3	35-2630856	46141F117	46141F125	46141F133	46141F109		DIVP183	12/31/2018	0.04263	0.00513
CLOSED-END STRATEGY: GLOBAL INCOME PORTFOLIO 2018-3	35-2630838	46141F141	46141F174	46141F166	46141F158		GLIN183	9/10/2018	0.05498	0.00411
CLOSED-END STRATEGY: GLOBAL INCOME PORTFOLIO 2018-3	35-2630838	46141F141	46141F174	46141F166	46141F158		GLIN183	10/10/2018	0.07334	0.00548
CLOSED-END STRATEGY: GLOBAL INCOME PORTFOLIO 2018-3	35-2630838	46141F141	46141F174	46141F166	46141F158		GLIN183	11/10/2018	0.06278	0.00469
CLOSED-END STRATEGY: GLOBAL INCOME PORTFOLIO 2018-3	35-2630838	46141F141	46141F174	46141F166	46141F158		GLIN183	12/10/2018	0.02254	0.00168
CLOSED-END STRATEGY: GLOBAL INCOME PORTFOLIO 2018-3	35-2630838	46141F141	46141F174	46141F166	46141F158		GLIN183	12/31/2018	0.08680	0.00648
CLOSED-END STRATEGY: SENIOR LOAN AND LIMITED DURATION PORTFOLIO 2018-3	35-2630839	46141F182	46141F208	46141F216	46141F190		LOAN183	9/10/2018	0.06331	0.00380
CLOSED-END STRATEGY: SENIOR LOAN AND LIMITED DURATION PORTFOLIO 2018-3	35-2630839	46141F182	46141F208	46141F216	46141F190		LOAN183	10/10/2018	0.05882	0.00353
CLOSED-END STRATEGY: SENIOR LOAN AND LIMITED DURATION PORTFOLIO 2018-3	35-2630839	46141F182	46141F208	46141F216	46141F190		LOAN183	11/10/2018	0.05404	0.00324
CLOSED-END STRATEGY: SENIOR LOAN AND LIMITED DURATION PORTFOLIO 2018-3	35-2630839	46141F182	46141F208	46141F216	46141F190		LOAN183	12/10/2018	0.06038	0.00362
CLOSED-END STRATEGY: SENIOR LOAN AND LIMITED DURATION PORTFOLIO 2018-3	35-2630839	46141F182	46141F208	46141F216	46141F190		LOAN183	12/31/2018	0.09496	0.00570
BUYBACK LEADERS PORTFOLIO 2018-3	35-2630840	46141F232	46141F240	46141F257	46141F224		BUYB183	11/10/2018	0.02458	0.00301
BUYBACK LEADERS PORTFOLIO 2018-3	35-2630840	46141F232	46141F240	46141F257	46141F224		BUYB183	12/31/2018	0.00873	0.00107
AMERICAN INFRASTRUCTURE GROWTH PORTFOLIO 2018-3	35-2630841	46141F265	46141F281	46141F299	46141F273		INFA183	9/10/2018	0.01479	0.00888
AMERICAN INFRASTRUCTURE GROWTH PORTFOLIO 2018-3	35-2630841	46141F265	46141F281	46141F299	46141F273		INFA183	10/10/2018	0.02113	0.01269
AMERICAN INFRASTRUCTURE GROWTH PORTFOLIO 2018-3	35-2630841	46141F265	46141F281	46141F299	46141F273		INFA183	11/10/2018	0.01113	0.00669
MLP & INCOME PORTFOLIO 2018-3	35-2630842	46141F307	46141F331	46141F323	46141F315		MLP183	8/10/2018	0.02757	0.02201
MLP & INCOME PORTFOLIO 2018-3	35-2630842	46141F307	46141F331	46141F323	46141F315		MLP183	9/10/2018	0.06363	0.05081
MLP & INCOME PORTFOLIO 2018-3	35-2630842	46141F307	46141F331	46141F323	46141F315		MLP183	10/10/2018	0.06363	0.05081
MLP & INCOME PORTFOLIO 2018-3	35-2630842	46141F307	46141F331	46141F323	46141F315		MLP183	11/10/2018	0.06631	0.05295
MLP & INCOME PORTFOLIO 2018-3	35-2630842	46141F307	46141F331	46141F323	46141F315		MLP183	12/10/2018	0.06631	0.05295
MLP & INCOME PORTFOLIO 2018-3	35-2630842	46141F307	46141F331	46141F323	46141F315		MLP183	12/19/2018	0.01001	0.01001
DEFENSIVE EQUITY & INCOME PORTFOLIO 2018-3	35-2633788	46141F422	46141F455	46141F448	46141F430		DFEN183	10/10/2018	0.02824	0.00382
DEFENSIVE EQUITY & INCOME PORTFOLIO 2018-3	35-2633788	46141F422	46141F455	46141F448	46141F430		DFEN183	11/10/2018	0.03804	0.00515
DEFENSIVE EQUITY & INCOME PORTFOLIO 2018-3	35-2633788	46141F422	46141F455	46141F448	46141F430		DFEN183	12/10/2018	0.05453	0.00738
DEFENSIVE EQUITY & INCOME PORTFOLIO 2018-3	35-2633788	46141F422	46141F455	46141F448	46141F430		DFEN183	12/19/2018	0.02129	0.02129
DEFENSIVE EQUITY & INCOME PORTFOLIO 2018-3	35-2633788	46141F422	46141F455	46141F448	46141F430		DFEN183	12/31/2018	0.02248	0.00304
EMERGING MARKETS DIVIDEND PORTFOLIO 2018-3	35-2633862	46141F471	46141F489	46141F497	46141F463		EMDV183	12/31/2018	0.06808	0.05253
ETF ALLOCATION PORTFOLIO 2018-3	35-2633863	46141F547	46141F570	46141F562	46141F554		ETFA183	10/10/2018	0.01726	0.00383
ETF ALLOCATION PORTFOLIO 2018-3	35-2633863	46141F547	46141F570	46141F562	46141F554		ETFA183	11/10/2018	0.01785	0.00396
ETF ALLOCATION PORTFOLIO 2018-3	35-2633863	46141F547	46141F570	46141F562	46141F554		ETFA183	12/10/2018	0.01785	0.00396
ETF ALLOCATION PORTFOLIO 2018-3	35-2633863	46141F547	46141F570	46141F562	46141F554		ETFA183	12/31/2018	0.04359	0.00968
ETF DIVERSIFIED INCOME PORTFOLIO 2018-3	35-2633864	46141F588	46141F612	46141F604	46141F596		ETFI183	10/10/2018	0.03295	0.00129
ETF DIVERSIFIED INCOME PORTFOLIO 2018-3	35-2633864	46141F588	46141F612	46141F604	46141F596		ETFI183	11/10/2018	0.03409	0.00134
ETF DIVERSIFIED INCOME PORTFOLIO 2018-3	35-2633864	46141F588	46141F612	46141F604	46141F596		ETFI183	12/10/2018	0.03409	0.00134
ETF DIVERSIFIED INCOME PORTFOLIO 2018-3	35-2633864	46141F588	46141F612	46141F604	46141F596		ETFI183	12/19/2018	0.01474	0.01474
ETF DIVERSIFIED INCOME PORTFOLIO 2018-3	35-2633864	46141F588	46141F612	46141F604	46141F596		ETFI183	12/31/2018	0.04132	0.00162
ENHANCED SECTOR STRATEGY, SECTOR ROTATION PORTFOLIO 2018-4	35-2633865	46141F638	46141F646	46141F653	46141F620		ESRO184	12/31/2018	0.01326	0.01326
THE DOW JONES TOTAL MARKET PORTFOLIO, ENHANCED INDEX STRATEGY 2018-4	35-2633866	46141F679	46141F687	46141F695	46141F661		ESTM184	12/31/2018	0.02542	0.01565
GLOBAL WATER PORTFOLIO 2018-3	35-2633867	46141F711	46141F729	46141F737	46141F703		GWTR183	12/31/2018	0.00465	0.00231
AMERICAN INNOVATION LEADERS PORTFOLIO 2018-3	35-2633868	46141F752	46141F760	46141F778	46141F745		INOV183	12/31/2018	0.01226	0.01226
GLOBAL TECHNOLOGY LEADERS PORTFOLIO 2018-4	35-2633869	46141F794	46141F802	46141F810	46141F786		TECH184	12/31/2018	0.01573	0.01434

Issuer's Name	EIN	CUSIP 1	CUSIP 2	CUSIP 3	CUSIP 4	CUSIP 5	Ticker Symbol	Date of Corporate Action	Distribution Per Unit	Per Unit Reduction of Taxpayer's Basis
NEW WORLD LEADERS PORTFOLIO 2018-3	35-2636322	46141F836	46141F851	46141F844	46141F828		LDRS183	12/31/2018	0.04240	0.01546
DIVIDEND SUSTAINABILITY PORTFOLIO 2018-3	35-2630921	46141G115	46141G123	46141G131	46141G107		DVST183	12/19/2018	0.02340	0.01727
EUROPEAN DIVIDEND SUSTAINABILITY PORTFOLIO 2018-3	35-2630923	46141G156	46141G164	46141G172	46141G149		EDST183	12/31/2018	0.00494	0.00494
INTERNATIONAL DIVIDEND SUSTAINABILITY PORTFOLIO 2018-3	35-2630922	46141G198	46141G214	46141G206	46141G180		IDST183	12/10/2018	0.08270	0.00370
INTERNATIONAL DIVIDEND SUSTAINABILITY PORTFOLIO 2018-3	35-2630922	46141G198	46141G214	46141G206	46141G180		IDST183	12/19/2018	0.04774	0.04774
GLOBAL DIVIDEND SUSTAINABILITY PORTFOLIO 2018-3	35-2630924	46141G230	46141G248	46141G255	46141G222		GDST183	12/10/2018	0.01257	0.00308
GLOBAL DIVIDEND SUSTAINABILITY PORTFOLIO 2018-3	35-2630924	46141G230	46141G248	46141G255	46141G222		GDST183	12/31/2018	0.02084	0.00511
BALANCED DIVIDEND SUSTAINABILITY & INCOME PORTFOLIO 2018-3	35-2630925	46141G263	46141G289	46141G297	46141G271		BDST183	9/10/2018	0.02721	0.00115
BALANCED DIVIDEND SUSTAINABILITY & INCOME PORTFOLIO 2018-3	35-2630925	46141G263	46141G289	46141G297	46141G271		BDST183	10/10/2018	0.02093	0.00088
BALANCED DIVIDEND SUSTAINABILITY & INCOME PORTFOLIO 2018-3	35-2630925	46141G263	46141G289	46141G297	46141G271		BDST183	11/10/2018	0.02303	0.00097
BALANCED DIVIDEND SUSTAINABILITY & INCOME PORTFOLIO 2018-3	35-2630925	46141G263	46141G289	46141G297	46141G271		BDST183	12/10/2018	0.02303	0.00097
BALANCED DIVIDEND SUSTAINABILITY & INCOME PORTFOLIO 2018-3	35-2630925	46141G263	46141G289	46141G297	46141G271		BDST183	12/31/2018	0.01583	0.00067
CLOSED-END STRATEGY: DISCOUNT OPPORTUNITY PORTFOLIO 2018-3	35-2630926	46141G305	46141G321	46141G339	46141G313		DISC183	9/10/2018	0.05632	0.01657
CLOSED-END STRATEGY: DISCOUNT OPPORTUNITY PORTFOLIO 2018-3	35-2630926	46141G305	46141G321	46141G339	46141G313		DISC183	10/10/2018	0.05491	0.01616
CLOSED-END STRATEGY: DISCOUNT OPPORTUNITY PORTFOLIO 2018-3	35-2630926	46141G305	46141G321	46141G339	46141G313		DISC183	11/10/2018	0.04861	0.01431
CLOSED-END STRATEGY: DISCOUNT OPPORTUNITY PORTFOLIO 2018-3	35-2630926	46141G305	46141G321	46141G339	46141G313		DISC183	12/10/2018	0.07059	0.02077
CLOSED-END STRATEGY: DISCOUNT OPPORTUNITY PORTFOLIO 2018-3	35-2630926	46141G305	46141G321	46141G339	46141G313		DISC183	12/19/2018	0.01263	0.00821
CLOSED-END STRATEGY: DISCOUNT OPPORTUNITY PORTFOLIO 2018-3	35-2630926	46141G305	46141G321	46141G339	46141G313		DISC183	12/31/2018	0.02451	0.00721
INFLATION HEDGE PORTFOLIO 2018-3	35-2630927	46141G347	46141G370	46141G362	46141G354		HEDG183	9/10/2018	0.04887	0.01378
INFLATION HEDGE PORTFOLIO 2018-3	35-2630927	46141G347	46141G370	46141G362	46141G354		HEDG183	10/10/2018	0.04578	0.01291
INFLATION HEDGE PORTFOLIO 2018-3	35-2630927	46141G347	46141G370	46141G362	46141G354		HEDG183	11/10/2018	0.03966	0.01118
INFLATION HEDGE PORTFOLIO 2018-3	35-2630927	46141G347	46141G370	46141G362	46141G354		HEDG183	12/10/2018	0.05727	0.01615
INFLATION HEDGE PORTFOLIO 2018-3	35-2630927	46141G347	46141G370	46141G362	46141G354		HEDG183	12/19/2018	0.03893	0.01034
INFLATION HEDGE PORTFOLIO 2018-3	35-2630927	46141G347	46141G370	46141G362	46141G354		HEDG183	12/31/2018	0.02327	0.00656
ENERGY PORTFOLIO 2018-3	35-2630928	46141G396	46141G404	46141G412	46141G388		ENGY183	12/10/2018	0.05503	0.01738
FINANCIAL INSTITUTIONS PORTFOLIO 2018-3	35-2630930	46141G420	46141G446	46141G453	46141G438		FITT183	12/10/2018	0.04230	0.00736
FINANCIAL INSTITUTIONS PORTFOLIO 2018-3	35-2630930	46141G420	46141G446	46141G453	46141G438		FITT183	12/19/2018	0.01680	0.01680
DIVERSIFIED HEALTHCARE PORTFOLIO 2018-3	35-2630929	46141G461	46141G487	46141G495	46141G479		HCRX183	12/10/2018	0.01723	0.00471
DIVERSIFIED HEALTHCARE PORTFOLIO 2018-3	35-2630929	46141G461	46141G487	46141G495	46141G479		HCRX183	12/31/2018	0.00048	0.00013
REIT INCOME PORTFOLIO 2018-3	35-2633751	46141G503	46141G529	46141G537	46141G511		VCSR183	9/10/2018	0.02927	0.00966
REIT INCOME PORTFOLIO 2018-3	35-2633751	46141G503	46141G529	46141G537	46141G511		VCSR183	10/10/2018	0.02373	0.00783
REIT INCOME PORTFOLIO 2018-3	35-2633751	46141G503	46141G529	46141G537	46141G511		VCSR183	11/10/2018	0.02479	0.00818
REIT INCOME PORTFOLIO 2018-3	35-2633751	46141G503	46141G529	46141G537	46141G511		VCSR183	12/10/2018	0.02479	0.00818
REIT INCOME PORTFOLIO 2018-3	35-2633751	46141G503	46141G529	46141G537	46141G511		VCSR183	12/31/2018	0.03149	0.01039
UTILITY INCOME PORTFOLIO 2018-3	35-2633752	46141G552	46141G560	46141G578	46141G545		UTIL183	9/10/2018	0.03107	0.00022
UTILITY INCOME PORTFOLIO 2018-3	35-2633752	46141G552	46141G560	46141G578	46141G545		UTIL183	10/10/2018	0.02519	0.00018
UTILITY INCOME PORTFOLIO 2018-3	35-2633752	46141G552	46141G560	46141G578	46141G545		UTIL183	11/10/2018	0.02627	0.00019
UTILITY INCOME PORTFOLIO 2018-3	35-2633752	46141G552	46141G560	46141G578	46141G545		UTIL183	12/10/2018	0.02627	0.00019
UTILITY INCOME PORTFOLIO 2018-3	35-2633752	46141G552	46141G560	46141G578	46141G545		UTIL183	12/31/2018	0.00789	0.00006
MULTI-ASSET HIGH INCOME PORTFOLIO 2018-3	35-2633753	46141G586	46141G602	46141G610	46141G594		MHIT183	9/10/2018	0.04933	0.02822
MULTI-ASSET HIGH INCOME PORTFOLIO 2018-3	35-2633753	46141G586	46141G602	46141G610	46141G594		MHIT183	10/10/2018	0.04485	0.02565
MULTI-ASSET HIGH INCOME PORTFOLIO 2018-3	35-2633753	46141G586	46141G602	46141G610	46141G594		MHIT183	11/10/2018	0.04586	0.02623
MULTI-ASSET HIGH INCOME PORTFOLIO 2018-3	35-2633753	46141G586	46141G602	46141G610	46141G594		MHIT183	12/10/2018	0.04586	0.02623
HIGH INCOME ALLOCATION PORTFOLIO 2018-3	35-2633754	46141G628	46141G651	46141G644	46141G636		HIAP183	9/10/2018	0.04496	0.00617
HIGH INCOME ALLOCATION PORTFOLIO 2018-3	35-2633754	46141G628	46141G651	46141G644	46141G636		HIAP183	10/10/2018	0.04292	0.00589
HIGH INCOME ALLOCATION PORTFOLIO 2018-3	35-2633754	46141G628	46141G651	46141G644	46141G636		HIAP183	11/10/2018	0.04362	0.00599
HIGH INCOME ALLOCATION PORTFOLIO 2018-3	35-2633754	46141G628	46141G651	46141G644	46141G636		HIAP183	12/10/2018	0.04362	0.00599
HIGH INCOME ALLOCATION PORTFOLIO 2018-3	35-2633754	46141G628	46141G651	46141G644	46141G636		HIAP183	12/31/2018	0.01555	0.00214
PREFERRED OPPORTUNITY PORTFOLIO 2018-3	35-2633755	46141G669	46141G685	46141G693	46141G677		PFOP183	9/10/2018	0.04849	0.00238
PREFERRED OPPORTUNITY PORTFOLIO 2018-3	35-2633755	46141G669	46141G685	46141G693	46141G677		PFOP183	10/10/2018	0.04546	0.00223
PREFERRED OPPORTUNITY PORTFOLIO 2018-3	35-2633755	46141G669	46141G685	46141G693	46141G677		PFOP183	11/10/2018	0.04676	0.00230
PREFERRED OPPORTUNITY PORTFOLIO 2018-3	35-2633755	46141G669	46141G685	46141G693	46141G677		PFOP183	12/10/2018	0.04676	0.00230

Issuer's Name	EIN	CUSIP 1	CUSIP 2	CUSIP 3	CUSIP 4	CUSIP 5	Ticker Symbol	Date of Corporate Action	Distribution Per Unit	Per Unit Reduction of Taxpayer's Basis
PREFERRED OPPORTUNITY PORTFOLIO 2018-3	35-2633755	46141G669	46141G685	46141G693	46141G677		PFOP183	12/31/2018	0.02887	0.00142
DIVIDEND SUSTAINABILITY STRATEGIC OPPORTUNITY PORTFOLIO 2018-3	35-2633756	46141G719	46141G727	46141G735	46141G701		DVSO183	12/10/2018	0.05750	0.02919
GLOBAL HIGH DIVIDEND PORTFOLIO 2018-3	35-2633757	46141G750	46141G776	46141G768	46141G743		HDVP183	12/10/2018	0.07786	0.00913
GLOBAL HIGH DIVIDEND PORTFOLIO 2018-3	35-2633757	46141G750	46141G776	46141G768	46141G743		HDVP183	12/19/2018	0.01147	0.01147
INSIDER BUY STRATEGY 2018-3	35-2633758	46141G792	46141G800	46141G818	46141G784		INBY183	12/10/2018	0.02607	0.02512
ESG OPPORTUNITY PORTFOLIO 2018-4	35-2636321	46142K115	46142K123	46142K131	46142K107		ESGO184	12/31/2018	0.00438	0.00438
CLOSED-END STRATEGY: SELECT OPPORTUNITY PORTFOLIO2018-4	35-2636400	46142K180	46142K206	46142K214	46142K198		NLEV184	11/10/2018	0.01986	0.00535
CLOSED-END STRATEGY: SELECT OPPORTUNITY PORTFOLIO2018-4	35-2636400	46142K180	46142K206	46142K214	46142K198		NLEV184	12/10/2018	0.02412	0.00650
CLOSED-END STRATEGY: SELECT OPPORTUNITY PORTFOLIO2018-4	35-2636400	46142K180	46142K206	46142K214	46142K198		NLEV184	12/31/2018	0.13819	0.03721
GLOBAL 45 DIVIDEND STRATEGY PORTFOLIO 2018-4	35-2636401	46142K313	46142K321	46142K339	46142K305		GLDV184	12/19/2018	0.01001	0.00842
CLOSED-END STRATEGY: COVERED CALL INCOME PORTFOLIO2018-4	35-2636403	46142K438	46142K446	46142K453	46142K420		CSCC184	12/31/2018	0.11973	0.03685
CLOSED-END STRATEGY: VALUE EQUITY AND INCOME PORTFOLIO 2018-4	35-2636402	46142K503	46142K529	46142K537	46142K511		CSVP184	11/10/2018	0.04374	0.00354
CLOSED-END STRATEGY: VALUE EQUITY AND INCOME PORTFOLIO 2018-4	35-2636402	46142K503	46142K529	46142K537	46142K511		CSVP184	12/10/2018	0.06125	0.00496
CLOSED-END STRATEGY: VALUE EQUITY AND INCOME PORTFOLIO 2018-4	35-2636402	46142K503	46142K529	46142K537	46142K511		CSVP184	12/31/2018	0.04039	0.00327
CLOSED-END STRATEGY: MASTER INCOME PORTFOLIO 2018-4	35-2636404	46142K545	46142K560	46142K578	46142K552		MSTR184	11/10/2018	0.04592	0.00101
CLOSED-END STRATEGY: MASTER INCOME PORTFOLIO 2018-4	35-2636404	46142K545	46142K560	46142K578	46142K552		MSTR184	12/10/2018	0.05828	0.00128
CLOSED-END STRATEGY: MASTER INCOME PORTFOLIO 2018-4	35-2636404	46142K545	46142K560	46142K578	46142K552		MSTR184	12/19/2018	0.01907	0.01383
CLOSED-END STRATEGY: MASTER INCOME PORTFOLIO 2018-4	35-2636404	46142K545	46142K560	46142K578	46142K552		MSTR184	12/31/2018	0.06519	0.00143
ALL CAP CORE STRATEGY 2018-4	35-2636411	46142K636	46142K651	46142K644	46142K628		ALLC184	12/31/2018	0.02020	0.00128
DIVIDEND INCOME LEADERS STRATEGY PORTFOLIO 2018-4	35-2636412	46142K669	46142K685	46142K693	46142K677		DVLD184	11/10/2018	0.03913	0.01278
DIVIDEND INCOME LEADERS STRATEGY PORTFOLIO 2018-4	35-2636412	46142K669	46142K685	46142K693	46142K677		DVLD184	12/10/2018	0.05335	0.01742
DIVIDEND INCOME LEADERS STRATEGY PORTFOLIO 2018-4	35-2636412	46142K669	46142K685	46142K693	46142K677		DVLD184	12/31/2018	0.04824	0.01575
LARGE CAP CORE STRATEGY 2018-4	35-2636409	46142K719	46142K735	46142K727	46142K701		LRGC184	12/31/2018	0.01728	0.00115
MID CAP CORE STRATEGY 2018-4	35-2636408	46142K792	46142K818	46142K800	46142K784		MIDC184	12/31/2018	0.01829	0.00173
SMALL CAP CORE STRATEGY 2018-4	35-2636407	46142K834	46142K859	46142K842	46142K826		SMLC184	12/31/2018	0.01483	0.00178
S&P POWERPICKS PORTFOLIO 2018-4	35-2636410	46142T116	46142T124	46142T132	46142T108		PICK184	12/31/2018	0.01900	0.00321
CLOSED-END STRATEGY: GLOBAL INCOME PORTFOLIO 2018-4	35-2636413	46142T140	46142T173	46142T165	46142T157		GLIN184	12/10/2018	0.05384	0.00664
CLOSED-END STRATEGY: GLOBAL INCOME PORTFOLIO 2018-4	35-2636413	46142T140	46142T173	46142T165	46142T157		GLIN184	12/31/2018	0.07996	0.00987
CLOSED-END STRATEGY: SENIOR LOAN AND LIMITED DURATION PORTFOLIO 2018-4	35-2636414	46142T181	46142T207	46142T215	46142T199		LOAN184	12/19/2018	0.02485	0.01001
BUYBACK LEADERS PORTFOLIO 2018-4	35-2636415	46142T231	46142T249	46142T256	46142T223		BUYB184	12/31/2018	0.01102	0.00130
AMERICAN INFRASTRUCTURE GROWTH PORTFOLIO 2018-4	35-2636416	46142T264	46142T280	46142T298	46142T272		INFA184	12/10/2018	0.01822	0.00462
AMERICAN INFRASTRUCTURE GROWTH PORTFOLIO 2018-4	35-2636416	46142T264	46142T280	46142T298	46142T272		INFA184	12/31/2018	0.01094	0.00277
MLP & INCOME PORTFOLIO 2018-4	35-2636417	46142T306	46142T330	46142T322	46142T314		MLP184	11/10/2018	0.03500	0.02673
MLP & INCOME PORTFOLIO 2018-4	35-2636417	46142T306	46142T330	46142T322	46142T314		MLP184	12/10/2018	0.07500	0.05728
MLP & INCOME PORTFOLIO 2018-4	35-2636417	46142T306	46142T330	46142T322	46142T314		MLP184	12/19/2018	0.05250	0.05025
DEFENSIVE EQUITY & INCOME PORTFOLIO 2018-4	35-2642579	46142T348	46142T371	46142T363	46142T355		DFEN184	12/31/2018	0.04532	0.00453
EMERGING MARKETS DIVIDEND PORTFOLIO 2018-4	35-2642580	46142T397	46142T405	46142T413	46142T389		EMDV184	12/31/2018	0.06753	0.04497
ETF ALLOCATION PORTFOLIO 2018-4	35-2642581	46142T421	46142T454	46142T447	46142T439		ETFA184	12/31/2018	0.05548	0.00498
ETF DIVERSIFIED INCOME PORTFOLIO 2018-4	35-2642582	46142T462	46142T496	46142T488	46142T470		ETFI184	12/31/2018	0.06235	0.00354
ENHANCED SECTOR STRATEGY, SECTOR ROTATION PORTFOLIO 2019-1	35-2642583	46142T512	46142T520	46142T538	46142T504		ESRO191	12/31/2018	0.00511	0.00511
THE DOW JONES TOTAL MARKET PORTFOLIO, ENHANCED INDEX STRATEGY 2019-1	35-2642584	46142T553	46142T561	46142T579	46142T546		ESTM191	12/31/2018	0.00418	0.00297

Issuer's Name	EIN	CUSIP 1	CUSIP 2	CUSIP 3	CUSIP 4	CUSIP 5	Ticker Symbol	Date of Corporate Action	Distribution Per Unit	Per Unit Reduction of Taxpayer's Basis
ESG OPPORTUNITY PORTFOLIO 2019-1	35-2642585	46142T595	46142T603	46142T611	46142T587		ESGO191	12/31/2018	0.00322	0.00314
NEW WORLD LEADERS PORTFOLIO 2018-4	35-2642588	46142T678	46142T694	46142T686	46142T660		LDRS184	12/31/2018	0.00453	0.00453
AMERICAN INNOVATION LEADERS PORTFOLIO 2018-4	35-2642586	46142T710	46142T728	46142T736	46142T702		INOV184	12/31/2018	0.00559	0.00559
DIVIDEND SUSTAINABILITY PORTFOLIO 2018-4	35-2640068	46142U113	46142U121	46142U139	46142U105		DVST184	12/31/2018	0.03861	0.00093
EUROPEAN DIVIDEND SUSTAINABILITY PORTFOLIO 2018-4	35-2640070	46142U154	46142U162	46142U170	46142U147		EDST184	12/31/2018	0.00775	0.00775
GLOBAL DIVIDEND SUSTAINABILITY PORTFOLIO 2018-4	35-2640071	46142U196	46142U204	46142U212	46142U188		GDST184	12/31/2018	0.02346	0.02346
BALANCED DIVIDEND SUSTAINABILITY & INCOME PORTFOLIO 2018-4	35-2640072	46142U220	46142U246	46142U253	46142U238		BDST184	12/10/2018	0.02904	0.00104
BALANCED DIVIDEND SUSTAINABILITY & INCOME PORTFOLIO 2018-4	35-2640072	46142U220	46142U246	46142U253	46142U238		BDST184	12/31/2018	0.01811	0.00065
ENERGY PORTFOLIO 2018-4	35-2640073	46142U311	46142U329	46142U337	46142U303		ENGY184	12/31/2018	0.02337	0.00163
FINANCIAL INSTITUTIONS PORTFOLIO 2018-4	35-2640075	46142U345	46142U360	46142U378	46142U352		FITT184	12/31/2018	0.01967	0.00114
DIVERSIFIED HEALTHCARE PORTFOLIO 2018-4	35-2640074	46142U386	46142U402	46142U410	46142U394		HCRX184	12/31/2018	0.01637	0.00120
REIT INCOME PORTFOLIO 2018-4	35-2640076	46142U428	46142U444	46142U451	46142U436		VCSR184	12/10/2018	0.02953	0.00852
REIT INCOME PORTFOLIO 2018-4	35-2640076	46142U428	46142U444	46142U451	46142U436		VCSR184	12/31/2018	0.05188	0.01496
UTILITY INCOME PORTFOLIO 2018-4	35-2640077	46142U477	46142U485	46142U493	46142U469		UTIL184	12/10/2018	0.02957	0.00071
UTILITY INCOME PORTFOLIO 2018-4	35-2640077	46142U477	46142U485	46142U493	46142U469		UTIL184	12/31/2018	0.01985	0.00047
MULTI-ASSET HIGH INCOME PORTFOLIO 2018-4	35-2640078	46142U543	46142U568	46142U576	46142U550		MHIT184	12/10/2018	0.05374	0.02849
MULTI-ASSET HIGH INCOME PORTFOLIO 2018-4	35-2640078	46142U543	46142U568	46142U576	46142U550		MHIT184	12/31/2018	0.02195	0.01164
HIGH INCOME ALLOCATION PORTFOLIO 2018-4	35-2640079	46142U584	46142U618	46142U600	46142U592		HIAP184	12/10/2018	0.04745	0.01245
HIGH INCOME ALLOCATION PORTFOLIO 2018-4	35-2640079	46142U584	46142U618	46142U600	46142U592		HIAP184	12/31/2018	0.04007	0.01051
PREFERRED OPPORTUNITY PORTFOLIO 2018-4	35-2640080	46142U626	46142U642	46142U659	46142U634		PFOP184	12/10/2018	0.05230	0.00647
PREFERRED OPPORTUNITY PORTFOLIO 2018-4	35-2640080	46142U626	46142U642	46142U659	46142U634		PFOP184	12/31/2018	0.03383	0.00418
DIVIDEND SUSTAINABILITY STRATEGIC OPPORTUNITY PORTFOLIO 2018-4	35-2640081	46142U675	46142U683	46142U691	46142U667		DVSO184	12/31/2018	0.01739	0.00112
GLOBAL HIGH DIVIDEND PORTFOLIO 2018-4	35-2640082	46142U717	46142U733	46142U725	46142U709		HDVP184	12/31/2018	0.03758	0.00115
INTERNATIONAL DIVIDEND SUSTAINABILITY PORTFOLIO 2018-4	35-2640069	46142X158	46142X174	46142X166	46142X141		IDST184	12/19/2018	0.02336	0.00694
DIVIDEND SUSTAINABILITY BUY-WRITE PORTFOLIO 2018-4	35-2642534	46142X190	46142X182				DSBW184	12/31/2018	0.02120	0.02120
INSURED MUNICIPALS INCOME TRUST, SERIES 541	11-3839417	461655524	461655516				IMIT541	5/10/2018	12.78000	12.53718
INSURED MUNICIPALS INCOME TRUST, SERIES 541	11-3839417	461655524	461655516				IMIT541	6/10/2018	5.20000	5.10120
INSURED MUNICIPALS INCOME TRUST, SERIES 541	11-3839417	461655524	461655516				IMIT541	9/10/2018	206.15000	202.23315
INSURED MUNICIPALS INCOME TRUST, SERIES 541	11-3839417	461655524	461655516				IMIT541	10/10/2018	28.42000	27.88002
INSURED MUNICIPALS INCOME TRUST, SERIES 541	11-3839417	461655524	461655516				IMIT541	11/10/2018	41.96000	41.16276
INSURED MUNICIPALS INCOME TRUST, SERIES 542	11-3839430	461655540	461655532				IMIT542	1/10/2018	43.93000	42.82736
INSURED MUNICIPALS INCOME TRUST, SERIES 542	11-3839430	461655540	461655532				IMIT542	3/10/2018	91.84000	89.53482
INSURED MUNICIPALS INCOME TRUST, SERIES 542	11-3839430	461655540	461655532				IMIT542	9/10/2018	163.71000	159.60088
INSURED MUNICIPALS INCOME TRUST, SERIES 543	11-3841943	461655565	461655557				IMIT543	3/10/2018	70.32000	69.27926
INSURED MUNICIPALS INCOME TRUST, SERIES 543	11-3841943	461655565	461655557				IMIT543	6/10/2018	102.05000	100.53966
INSURED MUNICIPALS INCOME TRUST, SERIES 543	11-3841943	461655565	461655557				IMIT543	9/10/2018	159.03000	156.67636
INSURED MUNICIPALS INCOME TRUST, SERIES 544	11-3841976	461655581	461655573				IMIT544	2/10/2018	40.76000	39.49236
INSURED MUNICIPALS INCOME TRUST, SERIES 544	11-3841976	461655581	461655573				IMIT544	3/10/2018	30.97000	30.00683
INSURED MUNICIPALS INCOME TRUST, SERIES 544	11-3841976	461655581	461655573				IMIT544	4/10/2018	62.66000	60.71127
INSURED MUNICIPALS INCOME TRUST, SERIES 544	11-3841976	461655581	461655573				IMIT544	5/10/2018	22.30000	21.60647
INSURED MUNICIPALS INCOME TRUST, SERIES 544	11-3841976	461655581	461655573				IMIT544	6/10/2018	56.74000	54.97539
INSURED MUNICIPALS INCOME TRUST, SERIES 544	11-3841976	461655581	461655573				IMIT544	7/10/2018	39.79000	38.55253
INSURED MUNICIPALS INCOME TRUST, SERIES 545	11-3841996	461655607	461655599				IMIT545	2/10/2018	63.45000	62.51094

Issuer's Name	EIN	CUSIP 1	CUSIP 2	CUSIP 3	CUSIP 4	CUSIP 5	Ticker Symbol	Date of Corporate Action	Distribution Per Unit	Per Unit Reduction of Taxpayer's Basis
INSURED MUNICIPALS INCOME TRUST, SERIES 545	11-3841996	461655607	461655599				IMIT545	3/10/2018	57.16000	56.31403
INSURED MUNICIPALS INCOME TRUST, SERIES 545	11-3841996	461655607	461655599				IMIT545	5/10/2018	46.23000	45.54580
INSURED MUNICIPALS INCOME TRUST, SERIES 545	11-3841996	461655607	461655599				IMIT545	6/10/2018	49.99000	49.25015
INSURED MUNICIPALS INCOME TRUST, SERIES 545	11-3841996	461655607	461655599				IMIT545	7/10/2018	16.13000	15.89128
INSURED MUNICIPALS INCOME TRUST, SERIES 545	11-3841996	461655607	461655599				IMIT545	9/10/2018	119.06000	117.29791
INSURED MUNICIPALS INCOME TRUST, SERIES 545	11-3841996	461655607	461655599				IMIT545	12/10/2018	109.15000	107.53458
INSURED MUNI INCOME TRUST SER 546	26-3048145	461655664	461655656				IMIT546	3/10/2018	77.04000	76.03078
INSURED MUNI INCOME TRUST SER 546	26-3048145	461655664	461655656				IMIT546	4/10/2018	28.99000	28.61023
INSURED MUNI INCOME TRUST SER 546	26-3048145	461655664	461655656				IMIT546	6/10/2018	141.43000	139.57727
INSURED MUNI INCOME TRUST SER 546	26-3048145	461655664	461655656				IMIT546	7/10/2018	33.83000	33.38683
INSURED MUNI INCOME TRUST SER 546	26-3048145	461655664	461655656				IMIT546	8/10/2018	70.17000	69.25077
INSURED MUNI INCOME TRUST SER 546	26-3048145	461655664	461655656				IMIT546	9/10/2018	27.28000	26.92263
INSURED MUNICIPALS INCOME TRUST, SERIES 547	30-0492311	461655680	461655672				IMIT547	3/10/2018	14.33000	13.76826
INSURED MUNICIPALS INCOME TRUST, SERIES 547	30-0492311	461655680	461655672				IMIT547	6/10/2018	100.40000	96.46432
INSURED MUNICIPALS INCOME TRUST, SERIES 547	30-0492311	461655680	461655672				IMIT547	7/10/2018	79.63000	76.50850
INSURED MUNICIPALS INCOME TRUST, SERIES 547	30-0492311	461655680	461655672				IMIT547	8/10/2018	85.71000	82.35017
INSURED MUNICIPALS INCOME TRUST, SERIES 548	30-0492330	461655706	461655698				IMIT548	1/10/2018	57.26000	55.92584
INSURED MUNICIPALS INCOME TRUST, SERIES 548	30-0492330	461655706	461655698				IMIT548	3/10/2018	46.62000	45.53375
INSURED MUNICIPALS INCOME TRUST, SERIES 548	30-0492330	461655706	461655698				IMIT548	6/10/2018	110.52000	107.94488
INSURED MUNICIPALS INCOME TRUST, SERIES 548	30-0492330	461655706	461655698				IMIT548	7/10/2018	122.16000	119.31367
INSURED MUNICIPALS INCOME TRUST, SERIES 548	30-0492330	461655706	461655698				IMIT548	8/10/2018	50.34000	49.16708
INSURED MUNICIPALS INCOME TRUST, SERIES 548	30-0492330	461655706	461655698				IMIT548	9/10/2018	132.41000	129.32485
INSURED MUNICIPALS INCOME TRUST, SERIES 548	30-0492330	461655706	461655698				IMIT548	12/10/2018	7.38000	7.20805
INSURED MUNICIPALS INCOME TRUST, SERIES 549	30-0492376	461655722	461655714				IMIT549	1/10/2018	50.78000	49.87612
INSURED MUNICIPALS INCOME TRUST, SERIES 549	30-0492376	461655722	461655714				IMIT549	3/10/2018	97.90000	96.15738
INSURED MUNICIPALS INCOME TRUST, SERIES 549	30-0492376	461655722	461655714				IMIT549	4/10/2018	39.44000	38.73797
INSURED MUNICIPALS INCOME TRUST, SERIES 549	30-0492376	461655722	461655714				IMIT549	6/10/2018	48.99000	48.11798
INSURED MUNICIPALS INCOME TRUST, SERIES 549	30-0492376	461655722	461655714				IMIT549	7/10/2018	141.81000	139.28578
INSURED MUNICIPALS INCOME TRUST, SERIES 549	30-0492376	461655722	461655714				IMIT549	9/10/2018	131.49000	129.14948
INSURED MUNICIPALS INCOME TRUST, SERIES 549	30-0492376	461655722	461655714				IMIT549	10/10/2018	120.93000	118.77745
INVESTORS' QUALITY TAX-EXEMPT TRUST, SERIES 94	11-3829164	46172C280					QUAL94	1/10/2018	0.05000	0.03435
INVESTORS' QUALITY TAX-EXEMPT TRUST, SERIES 94	11-3829164	46172C280					QUAL94	2/10/2018	0.07000	0.04809
INVESTORS' QUALITY TAX-EXEMPT TRUST, SERIES 94	11-3829164	46172C280					QUAL94	3/10/2018	0.08000	0.05496
INVESTORS' QUALITY TAX-EXEMPT TRUST, SERIES 94	11-3829164	46172C280					QUAL94	4/10/2018	0.07000	0.04809
INVESTORS' QUALITY TAX-EXEMPT TRUST, SERIES 94	11-3829164	46172C280					QUAL94	5/10/2018	0.07000	0.04809
INVESTORS' QUALITY TAX-EXEMPT TRUST, SERIES 94	11-3829164	46172C280					QUAL94	6/10/2018	0.08000	0.05496
INVESTORS' QUALITY TAX-EXEMPT TRUST, SERIES 94	11-3829164	46172C280					QUAL94	7/10/2018	0.16000	0.10992
INVESTORS' QUALITY TAX-EXEMPT TRUST, SERIES 94	11-3829164	46172C298					QUAL94	1/10/2018	3.51000	2.41137
INVESTORS' QUALITY TAX-EXEMPT TRUST, SERIES 94	11-3829164	46172C298					QUAL94	7/10/2018	0.54000	0.37098
INVESTORS' QUALITY TAX-EXEMPT TRUST, SERIES 95	11-3834042	46172C306					QUAL95	1/10/2018	0.22000	0.20836
INVESTORS' QUALITY TAX-EXEMPT TRUST, SERIES 95	11-3834042	46172C306					QUAL95	2/10/2018	0.25000	0.23678
INVESTORS' QUALITY TAX-EXEMPT TRUST, SERIES 95	11-3834042	46172C314					QUAL95	1/10/2018	4.52000	4.28089
INVESTORS' QUALITY TAX-EXEMPT TRUST, SERIES 97	26-3013870	46172C355	46172C348				QUAL97	1/10/2018	44.15000	42.60917
INVESTORS' QUALITY TAX-EXEMPT TRUST, SERIES 97	26-3013870	46172C355	46172C348				QUAL97	3/10/2018	92.56000	89.32966
INVESTORS' QUALITY TAX-EXEMPT TRUST, SERIES 97	26-3013870	46172C355	46172C348				QUAL97	5/10/2018	199.71000	192.74012
INVESTORS' QUALITY TAX-EXEMPT TRUST, SERIES 98	30-0492346	46172C371	46172C363				QUAL98	1/10/2018	66.44000	64.75242
INVESTORS' QUALITY TAX-EXEMPT TRUST, SERIES 98	30-0492346	46172C371	46172C363				QUAL98	3/10/2018	130.42000	127.10733
INVESTORS' QUALITY TAX-EXEMPT TRUST, SERIES 98	30-0492346	46172C371	46172C363				QUAL98	4/10/2018	126.34000	123.13096
INVESTORS' QUALITY TAX-EXEMPT TRUST, SERIES 98	30-0492346	46172C371	46172C363				QUAL98	6/10/2018	34.77000	33.88684
INVESTORS' QUALITY TAX-EXEMPT TRUST, SERIES 98	30-0492346	46172C371	46172C363				QUAL98	10/10/2018	68.54000	66.79908
INVESTORS' QUALITY TAX-EXEMPT TRUST, SERIES 99	32-0259615	46172C397	46172C389				QUAL99	3/10/2018	127.24000	96.21889
INVESTORS' QUALITY TAX-EXEMPT TRUST, SERIES 99	32-0259615	46172C397	46172C389				QUAL99	4/10/2018	19.81000	14.98032
INVESTORS' QUALITY TAX-EXEMPT TRUST, SERIES 99	32-0259615	46172C397	46172C389				QUAL99	7/10/2018	204.34000	154.52191
INVESTORS' QUALITY TAX-EXEMPT TRUST, SERIES 99	32-0259615	46172C397	46172C389				QUAL99	10/10/2018	43.12000	32.60734
INVESTORS' QUALITY TAX-EXEMPT TRUST, SERIES 100	32-0270402	46172C413	46172C405				QUAL100	1/10/2018	58.30000	49.27240
INVESTORS' QUALITY TAX-EXEMPT TRUST, SERIES 100	32-0270402	46172C413	46172C405				QUAL100	3/10/2018	145.72000	120.65616
INVESTORS' QUALITY TAX-EXEMPT TRUST, SERIES 100	32-0270402	46172C413	46172C405				QUAL100	7/10/2018	223.57000	185.11596

Issuer's Name	EIN	CUSIP 1	CUSIP 2	CUSIP 3	CUSIP 4	CUSIP 5	Ticker Symbol	Date of Corporate Action	Distribution Per Unit	Per Unit Reduction of Taxpayer's Basis
INVESTORS' QUALITY TAX-EXEMPT TRUST, SERIE100	32-0270402	46172C413	46172C405				QUAL 100	12/10/2018	159.18000	131.80104
INVESTORS' QUALITY TAX-EXEMPT TRUST, SERIES 101	32-0270409	46172C439	46172C421				QUAL 101	1/10/2018	30.35000	25.42116
INVESTORS' QUALITY TAX-EXEMPT TRUST, SERIES 101	32-0270409	46172C439	46172C421				QUAL 101	3/10/2018	177.44000	148.62374
INVESTORS' QUALITY TAX-EXEMPT TRUST, SERIES 101	32-0270409	46172C439	46172C421				QUAL 101	11/10/2018	114.39000	95.81306
INVESTORS' QUALITY TAX-EXEMPT TRUST, SERIES 102	32-0270454	46172C454	46172C447				QUAL 102	3/10/2018	54.12000	48.43199
INVESTORS' QUALITY TAX-EXEMPT TRUST, SERIES 102	32-0270454	46172C454	46172C447				QUAL 102	6/10/2018	29.64000	26.52484
INVESTORS' QUALITY TAX-EXEMPT TRUST, SERIES 102	32-0270454	46172C454	46172C447				QUAL 102	7/10/2018	169.75000	151.90928
INVESTORS' QUALITY TAX-EXEMPT TRUST, SERIES 102	32-0270454	46172C454	46172C447				QUAL 102	10/10/2018	48.58000	43.47424
INVESTORS' QUALITY TAX-EXEMPT TRUST, SERIES 102	32-0270454	46172C454	46172C447				QUAL 102	12/10/2018	183.16000	163.90988
INVESTORS' QUALITY TAX-EXEMPT TRUST, SERIES 103	26-4042693	46172C470	46172C462				QUAL 103	3/10/2018	33.62000	31.08841
INVESTORS' QUALITY TAX-EXEMPT TRUST, SERIES 103	26-4042693	46172C470	46172C462				QUAL 103	6/10/2018	130.32000	120.50690
INVESTORS' QUALITY TAX-EXEMPT TRUST, SERIES 103	26-4042693	46172C470	46172C462				QUAL 103	9/10/2018	53.29000	49.27726
INVESTORS' QUALITY TAX-EXEMPT TRUST, SERIES 103	26-4042693	46172C470	46172C462				QUAL 103	10/10/2018	44.62000	41.26011
INVESTORS' QUALITY TAX-EXEMPT TRUST, SERIES 103	26-4042693	46172C470	46172C462				QUAL 103	12/10/2018	101.98000	94.30091
INVESTORS' QUALITY TAX-EXEMPT TRUST, SERIES 104	26-4182831	46172C496	46172C488				QUAL 104	1/10/2018	73.17000	70.68222
INVESTORS' QUALITY TAX-EXEMPT TRUST, SERIES 104	26-4182831	46172C496	46172C488				QUAL 104	7/10/2018	10.24000	9.89184
INVESTORS' QUALITY TAX-EXEMPT TRUST, SERIES 104	26-4182831	46172C496	46172C488				QUAL 104	11/10/2018	11.77000	11.36982
INVESTORS' QUALITY TAX-EXEMPT TRUST, SERIES 104	26-4182831	46172C496	46172C488				QUAL 104	12/10/2018	104.94000	101.37204
INVESTORS' QUALITY TAX-EXEMPT TRUST, SERIES 105	26-4267046	46172C512	46172C504				QUAL 105	1/10/2018	40.19000	35.87359
INVESTORS' QUALITY TAX-EXEMPT TRUST, SERIES 105	26-4267046	46172C512	46172C504				QUAL 105	4/10/2018	66.45000	59.31327
INVESTORS' QUALITY TAX-EXEMPT TRUST, SERIES 105	26-4267046	46172C512	46172C504				QUAL 105	6/10/2018	72.31000	64.54391
INVESTORS' QUALITY TAX-EXEMPT TRUST, SERIES 105	26-4267046	46172C512	46172C504				QUAL 105	10/10/2018	53.01000	47.31673
INVESTORS' QUALITY TAX-EXEMPT TRUST, SERIES 105	26-4267046	46172C512	46172C504				QUAL 105	11/10/2018	25.87000	23.09156
INVESTORS' QUALITY TAX-EXEMPT TRUST, SERIES 106	26-4388442	46172C538	46172C520				QUAL 106	1/10/2018	116.02000	108.39749
INVESTORS' QUALITY TAX-EXEMPT TRUST, SERIES 106	26-4388442	46172C538	46172C520				QUAL 106	4/10/2018	43.28000	40.43650
INVESTORS' QUALITY TAX-EXEMPT TRUST, SERIES 106	26-4388442	46172C538	46172C520				QUAL 106	5/10/2018	20.27000	18.93826
INVESTORS' QUALITY TAX-EXEMPT TRUST, SERIES 106	26-4388442	46172C538	46172C520				QUAL 106	6/10/2018	85.28000	79.67710
INVESTORS' QUALITY TAX-EXEMPT TRUST, SERIES 106	26-4388442	46172C538	46172C520				QUAL 106	8/10/2018	58.18000	54.35757
INVESTORS' QUALITY TAX-EXEMPT TRUST, SERIES 106	26-4388442	46172C538	46172C520				QUAL 106	10/10/2018	13.30000	12.42619
INVESTORS' QUALITY TAX-EXEMPT TRUST, SERIES 106	26-4388442	46172C538	46172C520				QUAL 106	12/10/2018	17.13000	16.00456
INVESTORS' QUALITY TAX-EXEMPT TRUST, SERIES 107	26-4463823	46172C553	46172C546				QUAL 107	4/10/2018	41.26000	38.73901
INVESTORS' QUALITY TAX-EXEMPT TRUST, SERIES 107	26-4463823	46172C553	46172C546				QUAL 107	6/10/2018	89.50000	84.03155
INVESTORS' QUALITY TAX-EXEMPT TRUST, SERIES 107	26-4463823	46172C553	46172C546				QUAL 107	7/10/2018	63.34000	59.46993
INVESTORS' QUALITY TAX-EXEMPT TRUST, SERIES 107	26-4463823	46172C553	46172C546				QUAL 107	8/10/2018	107.71000	101.12892
INVESTORS' QUALITY TAX-EXEMPT TRUST, SERIES 107	26-4463823	46172C553	46172C546				QUAL 107	9/10/2018	23.98000	22.51482
INVESTORS' QUALITY TAX-EXEMPT TRUST, SERIES 107	26-4463823	46172C553	46172C546				QUAL 107	12/10/2018	10.20000	9.57678
INVESTORS QUALITY TAX-EXEMPT TRUST SERIES 108	26-4590535	46172C579	46172C561				QUAL 108	6/10/2018	56.06000	54.00260
INVESTORS QUALITY TAX-EXEMPT TRUST SERIES 108	26-4590535	46172C579	46172C561				QUAL 108	7/10/2018	63.36000	61.03469
INVESTORS QUALITY TAX-EXEMPT TRUST SERIES 108	26-4590535	46172C579	46172C561				QUAL 108	8/10/2018	82.62000	79.58785
INVESTORS QUALITY TAX-EXEMPT TRUST SERIES 108	26-4590535	46172C579	46172C561				QUAL 108	9/10/2018	36.70000	35.35311
INVESTORS QUALITY TAX-EXEMPT TRUST SERIES 108	26-4590535	46172C579	46172C561				QUAL 108	12/10/2018	25.72000	24.77608
INVESTORS QUALITY TAX-EXEMPT TRUST SERIES 109	26-4664309	46172C595	46172C587				QUAL 109	6/10/2018	70.51000	64.85510
INVESTORS QUALITY TAX-EXEMPT TRUST SERIES 109	26-4664309	46172C595	46172C587				QUAL 109	9/10/2018	32.33000	29.73713
INVESTORS QUALITY TAX-EXEMPT TRUST SERIES 110	26-4809802	46172C611	46172C603				QUAL 110	1/10/2018	90.82000	88.16806
INVESTORS QUALITY TAX-EXEMPT TRUST SERIES 111	27-0200820	46172C637	46172C629				QUAL 111	1/10/2018	30.21000	28.48199
INVESTORS QUALITY TAX-EXEMPT TRUST SERIES 111	27-0200820	46172C637	46172C629				QUAL 111	9/10/2018	41.06000	38.71137
INVESTORS QUALITY TAX-EXEMPT TRUST SERIES 111	27-0200820	46172C637	46172C629				QUAL 111	10/10/2018	19.81000	18.67687
INVESTORS QUALITY TAX-EXEMPT TRUST SERIES 112	27-0284700	46172C652	46172C645				QUAL 112	6/10/2018	55.03000	52.29501
INVESTORS QUALITY TAX-EXEMPT TRUST SERIES 112	27-0284700	46172C652	46172C645				QUAL 112	8/10/2018	29.54000	28.07186
INVESTORS QUALITY TAX-EXEMPT TRUST SERIES 113	27-0352856	46172C678	46172C660				QUAL 113	2/10/2018	14.43000	13.39393
INVESTORS QUALITY TAX-EXEMPT TRUST SERIES 113	27-0352856	46172C678	46172C660				QUAL 113	3/10/2018	13.07000	12.13157
INVESTORS QUALITY TAX-EXEMPT TRUST SERIES 113	27-0352856	46172C678	46172C660				QUAL 113	8/10/2018	48.43000	44.95273
INVESTORS QUALITY TAX-EXEMPT TRUST SERIES 114	27-0461383	46172C694	46172C686				QUAL 114	1/10/2018	25.56000	24.59894

Issuer's Name	EIN	CUSIP 1	CUSIP 2	CUSIP 3	CUSIP 4	CUSIP 5	Ticker Symbol	Date of Corporate Action	Distribution Per Unit	Per Unit Reduction of Taxpayer's Basis
INVESTORS QUALITY TAX-EXEMPT TRUST SERIES 114	27-0461383	46172C694	46172C686				QUAL 114	6/10/2018	44.22000	42.55733
INVESTORS QUALITY TAX-EXEMPT TRUST SERIES 114	27-0461383	46172C694	46172C686				QUAL 114	8/10/2018	47.64000	45.84874
INVESTORS QUALITY TAX-EXEMPT TRUST SERIES 115	27-0560686	46172C710	46172C702				QUAL 115	10/10/2018	138.09000	136.66767
INVESTORS QUALITY TAX-EXEMPT TRUST SERIES 116	27-0629099	46172C736	46172C728				QUAL 116	3/10/2018	83.27000	76.15042
INVESTORS QUALITY TAX-EXEMPT TRUST SERIES 117	27-0718685	46172C751	46172C744				QUAL 117	4/10/2018	52.06000	11.91653
INVESTORS QUALITY TAX-EXEMPT TRUST SERIES 117	27-0718685	46172C751	46172C744				QUAL 117	6/10/2018	11.91000	2.72620
INVESTORS QUALITY TAX-EXEMPT TRUST SERIES 118	27-0897731	46172C777	46172C769				QUAL 118	1/10/2018	2.69000	0.22757
INVESTORS QUALITY TAX-EXEMPT TRUST SERIES 118	27-0897731	46172C777	46172C769				QUAL 118	2/10/2018	2.70000	0.22842
INVESTORS QUALITY TAX-EXEMPT TRUST SERIES 118	27-0897731	46172C777	46172C769				QUAL 118	3/10/2018	2.69000	0.22757
INVESTORS QUALITY TAX-EXEMPT TRUST SERIES 118	27-0897731	46172C777	46172C769				QUAL 118	4/10/2018	2.69000	0.22757
INVESTORS QUALITY TAX-EXEMPT TRUST SERIES 118	27-0897731	46172C777	46172C769				QUAL 118	5/10/2018	2.67000	0.22588
INVESTORS QUALITY TAX-EXEMPT TRUST SERIES 118	27-0897731	46172C777	46172C769				QUAL 118	6/10/2018	2.67000	0.22588
INVESTORS QUALITY TAX-EXEMPT TRUST SERIES 118	27-0897731	46172C777	46172C769				QUAL 118	6/10/2018	13.10000	12.18300
INVESTORS QUALITY TAX-EXEMPT TRUST SERIES 118	27-0897731	46172C777	46172C769				QUAL 118	7/10/2018	2.63000	0.22250
INVESTORS QUALITY TAX-EXEMPT TRUST SERIES 118	27-0897731	46172C777	46172C769				QUAL 118	8/10/2018	2.64000	0.22334
INVESTORS QUALITY TAX-EXEMPT TRUST SERIES 118	27-0897731	46172C777	46172C769				QUAL 118	9/10/2018	2.64000	0.22334
INVESTORS QUALITY TAX-EXEMPT TRUST SERIES 118	27-0897731	46172C777	46172C769				QUAL 118	10/10/2018	2.64000	0.22334
INVESTORS QUALITY TAX-EXEMPT TRUST SERIES 118	27-0897731	46172C777	46172C769				QUAL 118	11/10/2018	2.63000	0.22250
INVESTORS QUALITY TAX-EXEMPT TRUST SERIES 118	27-0897731	46172C777	46172C769				QUAL 118	12/10/2018	2.65000	0.22419
INVESTORS QUALITY TAX-EXEMPT TRUST SERIES 119	27-1097461	46172C793	46172C785				QUAL 119	1/10/2018	99.24000	97.79110
INVESTORS QUALITY TAX-EXEMPT TRUST SERIES 119	27-1097461	46172C793	46172C785				QUAL 119	4/10/2018	12.94000	12.75108
INVESTORS QUALITY TAX-EXEMPT TRUST SERIES 119	27-1097461	46172C793	46172C785				QUAL 119	8/10/2018	60.11000	59.23239
INVESTORS QUALITY TAX-EXEMPT TRUST SERIES 119	27-1097461	46172C793	46172C785				QUAL 119	9/10/2018	22.76000	22.42770
INVESTORS QUALITY TAX-EXEMPT TRUST SERIES 119	27-1097461	46172C793	46172C785				QUAL 119	12/10/2018	153.38000	151.14065
INVESTORS QUALITY TAX-EXEMPT TRUST SER 120	27-1271905	46172C819	46172C801				QUAL 120	7/10/2018	36.52000	35.36962
INVESTORS QUALITY TAX-EXEMPT TRUST SER 120	27-1271905	46172C819	46172C801				QUAL 120	8/10/2018	83.15000	80.53078
INVESTORS QUALITY TAX-EXEMPT TRUST SERIES 121	27-1445584	46172C835	46172C827				QUAL 121	6/10/2018	26.71000	26.39482
INVESTORS QUALITY TAX-EXEMPT TRUST SERIES 121	27-1445584	46172C835	46172C827				QUAL 121	8/10/2018	51.34000	50.73419
INVESTORS QUALITY TAX-EXEMPT TRUST SERIES 121	27-1445584	46172C835	46172C827				QUAL 121	12/10/2018	24.50000	24.21090
INVESTORS QUALITY TAX-EXEMPT TRUST SERIES 122	27-1628950	46172C850	46172C843				QUAL 122	1/10/2018	71.71000	70.16824
INVESTORS QUALITY TAX-EXEMPT TRUST SERIES 122	27-1628950	46172C850	46172C843				QUAL 122	2/10/2018	102.42000	100.21797
INVESTORS QUALITY TAX-EXEMPT TRUST SERIES 122	27-1628950	46172C850	46172C843				QUAL 122	10/10/2018	10.69000	10.46017
INVESTORS QUALITY TAX-EXEMPT TRUST SERIES 122	27-1628950	46172C850	46172C843				QUAL 122	12/10/2018	21.01000	20.55829
INVESTORS QUALITY TAX-EXEMPT TRUST SERIES 123	27-1866249	46172C876	46172C868				QUAL 123	1/10/2018	11.26000	11.04606
INVESTORS QUALITY TAX-EXEMPT TRUST SERIES 123	27-1866249	46172C876	46172C868				QUAL 123	3/10/2018	6.92000	6.78852
INVESTORS QUALITY TAX-EXEMPT TRUST SERIES 123	27-1866249	46172C876	46172C868				QUAL 123	6/10/2018	12.37000	12.13497
INVESTORS QUALITY TAX-EXEMPT TRUST SERIES 123	27-1866249	46172C876	46172C868				QUAL 123	11/10/2018	13.61000	13.35141
INVESTORS QUALITY TAX-EXEMPT TRUST SERIES 124	27-2062784	46172D114	46172D106				QUAL 124	1/10/2018	2.28000	0.00889
INVESTORS QUALITY TAX-EXEMPT TRUST SERIES 124	27-2062784	46172D114	46172D106				QUAL 124	1/10/2018	11.99000	11.91326
INVESTORS QUALITY TAX-EXEMPT TRUST SERIES 124	27-2062784	46172D114	46172D106				QUAL 124	2/10/2018	2.25000	0.00878
INVESTORS QUALITY TAX-EXEMPT TRUST SERIES 124	27-2062784	46172D114	46172D106				QUAL 124	3/10/2018	2.26000	0.00881
INVESTORS QUALITY TAX-EXEMPT TRUST SERIES 124	27-2062784	46172D114	46172D106				QUAL 124	4/10/2018	2.25000	0.00878
INVESTORS QUALITY TAX-EXEMPT TRUST SERIES 124	27-2062784	46172D114	46172D106				QUAL 124	5/10/2018	2.26000	0.00881
INVESTORS QUALITY TAX-EXEMPT TRUST SERIES 124	27-2062784	46172D114	46172D106				QUAL 124	6/10/2018	2.18000	0.00850
INVESTORS QUALITY TAX-EXEMPT TRUST SERIES 124	27-2062784	46172D114	46172D106				QUAL 124	6/10/2018	58.09000	57.71822
INVESTORS QUALITY TAX-EXEMPT TRUST SERIES 124	27-2062784	46172D114	46172D106				QUAL 124	7/10/2018	1.99000	0.00776
INVESTORS QUALITY TAX-EXEMPT TRUST SERIES 124	27-2062784	46172D114	46172D106				QUAL 124	8/10/2018	1.98000	0.00772
INVESTORS QUALITY TAX-EXEMPT TRUST SERIES 124	27-2062784	46172D114	46172D106				QUAL 124	9/10/2018	2.00000	0.00780
INVESTORS QUALITY TAX-EXEMPT TRUST SERIES 124	27-2062784	46172D114	46172D106				QUAL 124	10/10/2018	1.99000	0.00776
INVESTORS QUALITY TAX-EXEMPT TRUST SERIES 124	27-2062784	46172D114	46172D106				QUAL 124	11/10/2018	1.98000	0.00772
INVESTORS QUALITY TAX-EXEMPT TRUST SERIES 124	27-2062784	46172D114	46172D106				QUAL 124	12/10/2018	1.99000	0.00776
INVESTORS QUALITY TAX-EXEMPT TRUST, SERIES 125	27-2310754	46172D130	46172D122				QUAL 125	1/10/2018	7.83000	7.49801
INVESTORS QUALITY TAX-EXEMPT TRUST, SERIES 125	27-2310754	46172D130	46172D122				QUAL 125	9/10/2018	45.79000	43.84850
INVESTORS QUALITY TAX-EXEMPT TRUST SERIES 126	27-2588180	46172D155	46172D148				QUAL 126	1/10/2018	9.45000	9.29219
INVESTORS QUALITY TAX-EXEMPT TRUST SERIES 126	27-2588180	46172D155	46172D148				QUAL 126	7/10/2018	10.93000	10.74747

Issuer's Name	EIN	CUSIP 1	CUSIP 2	CUSIP 3	CUSIP 4	CUSIP 5	Ticker Symbol	Date of Corporate Action	Distribution Per Unit	Per Unit Reduction of Taxpayer's Basis
INVESTORS QUALITY TAX-EXEMPT TRUST SERIES 126	27-2588180	46172D155	46172D148				QUAL 126	9/10/2018	109.30000	107.47469
INVESTOR'S QUALITY TAX-EXEMPT TRUST, SER 127	27-2853353	46172D171	46172D163				QUAL 127	2/10/2018	156.14000	153.67299
INVESTOR'S QUALITY TAX-EXEMPT TRUST, SER 127	27-2853353	46172D171	46172D163				QUAL 127	6/10/2018	51.01000	50.20404
INVESTOR'S QUALITY TAX-EXEMPT TRUST, SER 127	27-2853353	46172D171	46172D163				QUAL 127	8/10/2018	5.59000	5.50168
INVESTORS' QUALITY TAX-EXEMPT TRUST SERIES 128	27-3076063	46172D197	46172D189				QUAL 128	2/10/2018	63.04000	60.93446
INVESTORS' QUALITY TAX-EXEMPT TRUST SERIES 129	27-3259135	46172D213	46172D205				QUAL 129	2/10/2018	35.18000	34.30754
INVESTORS' QUALITY TAX-EXEMPT TRUST SERIES 129	27-3259135	46172D213	46172D205				QUAL 129	5/10/2018	38.04000	37.09661
INVESTORS' QUALITY TAX-EXEMPT TRUST SERIES 130	27-3457985	46172D239	46172D221				QUAL 130	1/10/2018	0.34000	0.00775
INVESTORS' QUALITY TAX-EXEMPT TRUST SERIES 130	27-3457985	46172D239	46172D221				QUAL 130	2/10/2018	0.36000	0.00821
INVESTORS' QUALITY TAX-EXEMPT TRUST SERIES 130	27-3457985	46172D239	46172D221				QUAL 130	3/10/2018	0.36000	0.00821
INVESTORS' QUALITY TAX-EXEMPT TRUST SERIES 130	27-3457985	46172D239	46172D221				QUAL 130	4/10/2018	0.35000	0.00798
INVESTORS' QUALITY TAX-EXEMPT TRUST SERIES 130	27-3457985	46172D239	46172D221				QUAL 130	5/10/2018	0.35000	0.00798
INVESTORS' QUALITY TAX-EXEMPT TRUST SERIES 130	27-3457985	46172D239	46172D221				QUAL 130	6/10/2018	0.36000	0.00821
INVESTORS' QUALITY TAX-EXEMPT TRUST SERIES 130	27-3457985	46172D239	46172D221				QUAL 130	7/10/2018	0.37000	0.00844
INVESTORS' QUALITY TAX-EXEMPT TRUST SERIES 130	27-3457985	46172D239	46172D221				QUAL 130	7/10/2018	11.96000	11.81648
INVESTORS' QUALITY TAX-EXEMPT TRUST SERIES 130	27-3457985	46172D239	46172D221				QUAL 130	8/10/2018	0.30000	0.00684
INVESTORS' QUALITY TAX-EXEMPT TRUST SERIES 130	27-3457985	46172D239	46172D221				QUAL 130	9/10/2018	0.30000	0.00684
INVESTORS' QUALITY TAX-EXEMPT TRUST SERIES 130	27-3457985	46172D239	46172D221				QUAL 130	10/10/2018	0.30000	0.00684
INVESTORS' QUALITY TAX-EXEMPT TRUST SERIES 130	27-3457985	46172D239	46172D221				QUAL 130	11/10/2018	0.30000	0.00684
INVESTORS' QUALITY TAX-EXEMPT TRUST SERIES 130	27-3457985	46172D239	46172D221				QUAL 130	12/10/2018	0.29000	0.00661
INVESTORS' QUALITY TAX-EXEMPT TRUST SERIES 130	27-3457985	46172D239	46172D221				QUAL 130	12/10/2018	1.38000	1.36344
INVESTORS' QUALITY TAX-EXEMPT TRUST SERIES 131	27-3673484	46172D254	46172D247				QUAL 131	1/10/2018	1.92000	0.06989
INVESTORS' QUALITY TAX-EXEMPT TRUST SERIES 131	27-3673484	46172D254	46172D247				QUAL 131	1/10/2018	11.65000	10.21356
INVESTORS' QUALITY TAX-EXEMPT TRUST SERIES 131	27-3673484	46172D254	46172D247				QUAL 131	2/10/2018	1.88000	0.06843
INVESTORS' QUALITY TAX-EXEMPT TRUST SERIES 131	27-3673484	46172D254	46172D247				QUAL 131	3/10/2018	1.88000	0.06843
INVESTORS' QUALITY TAX-EXEMPT TRUST SERIES 131	27-3673484	46172D254	46172D247				QUAL 131	4/10/2018	1.88000	0.06843
INVESTORS' QUALITY TAX-EXEMPT TRUST SERIES 131	27-3673484	46172D254	46172D247				QUAL 131	5/10/2018	1.88000	0.06843
INVESTORS' QUALITY TAX-EXEMPT TRUST SERIES 131	27-3673484	46172D254	46172D247				QUAL 131	6/10/2018	1.88000	0.06843
INVESTORS' QUALITY TAX-EXEMPT TRUST SERIES 131	27-3673484	46172D254	46172D247				QUAL 131	7/10/2018	1.90000	0.06916
INVESTORS' QUALITY TAX-EXEMPT TRUST SERIES 131	27-3673484	46172D254	46172D247				QUAL 131	8/10/2018	1.89000	0.06880
INVESTORS' QUALITY TAX-EXEMPT TRUST SERIES 131	27-3673484	46172D254	46172D247				QUAL 131	9/10/2018	1.88000	0.06843
INVESTORS' QUALITY TAX-EXEMPT TRUST SERIES 131	27-3673484	46172D254	46172D247				QUAL 131	10/10/2018	1.88000	0.06843
INVESTORS' QUALITY TAX-EXEMPT TRUST SERIES 131	27-3673484	46172D254	46172D247				QUAL 131	11/10/2018	1.88000	0.06843
INVESTORS' QUALITY TAX-EXEMPT TRUST SERIES 131	27-3673484	46172D254	46172D247				QUAL 131	12/10/2018	1.88000	0.06843
INVESTORS' QUALITY TAX-EXEMPT TRUST SERIES 132	27-3939319	46172D270	46172D262				QUAL 132	1/10/2018	27.70000	26.62247
INVESTORS' QUALITY TAX-EXEMPT TRUST SERIES 132	27-3939319	46172D270	46172D262				QUAL 132	2/10/2018	21.35000	20.51949
INVESTORS' QUALITY TAX-EXEMPT TRUST SERIES 132	27-3939319	46172D270	46172D262				QUAL 132	7/10/2018	11.42000	10.97576
INVESTORS' QUALITY TAX-EXEMPT TRUST SERIES 132	27-3939319	46172D270	46172D262				QUAL 132	10/10/2018	25.27000	24.28700
INVESTORS' QUALITY TAX-EXEMPT TRUST SERIES 133	27-4278509	46172D296	46172D288				QUAL 133	1/10/2018	6.01000	5.14696
INVESTORS' QUALITY TAX-EXEMPT TRUST SERIES 133	27-4278509	46172D296	46172D288				QUAL 133	7/10/2018	102.99000	88.20064
INVESTORS QUALITY TAX-EXEMPT TRUST SERIES 134	27-4574189	46172D312	46172D304				QUAL 134	9/10/2018	55.84000	48.11733
INVESTORS QUALITY TAX-EXEMPT TRUST SERIES 134	27-4574189	46172D312	46172D304				QUAL 134	10/10/2018	101.71000	87.64351
INVESTORS QUALITY TAX-EXEMPT TRUST SERIES 135	27-4824914	46172D338	46172D320				QUAL 135	2/10/2018	38.47000	33.98055
INVESTORS QUALITY TAX-EXEMPT TRUST SERIES 135	27-4824914	46172D338	46172D320				QUAL 135	11/10/2018	71.36000	63.03229
INVESTORS QUALITY TAX-EXEMPT TRUST SERIES 136	27-5498553	46172D411	46172D403				QUAL 136	1/10/2018	47.08000	39.77789
INVESTORS' QUALITY TAX-EXEMPT TRUST SERIES 137	45-1162861	46172D437	46172D429				QUAL 137	3/10/2018	51.80000	46.17970
INVESTORS' QUALITY TAX-EXEMPT TRUST SERIES 137	45-1162861	46172D437	46172D429				QUAL 137	7/10/2018	8.59000	7.65799
INVESTORS QUALITY TAX-EXEMPT TRUST SERIES 138	45-1648495	46172D452	46172D445				QUAL 138	3/10/2018	70.81000	66.11530
INVESTORS QUALITY TAX-EXEMPT TRUST SERIES 138	45-1648495	46172D452	46172D445				QUAL 138	7/10/2018	62.07000	57.95476
INVESTORS' QUALITY TAX-EXEMPT TRUST SERIES 139	45-2049366	46172D478	46172D460				QUAL 139	2/10/2018	43.61000	40.50933
INVESTORS' QUALITY TAX-EXEMPT TRUST SERIES 139	45-2049366	46172D478	46172D460				QUAL 139	3/10/2018	47.57000	44.18777
INVESTORS' QUALITY TAX-EXEMPT TRUST SERIES 139	45-2049366	46172D478	46172D460				QUAL 139	7/10/2018	38.08000	35.37251
INVESTORS' QUALITY TAX-EXEMPT TRUST SERIES 140	45-2314337	46172D494	46172D486				QUAL 140	3/10/2018	144.18000	139.66717

Issuer's Name	EIN	CUSIP 1	CUSIP 2	CUSIP 3	CUSIP 4	CUSIP 5	Ticker Symbol	Date of Corporate Action	Distribution Per Unit	Per Unit Reduction of Taxpayer's Basis
INVESTORS' QUALITY TAX-EXEMPT TRUST SERIES 140	45-2314337	46172D494	46172D486				QUAL 140	7/10/2018	138.45000	134.11652
INVESTORS' QUALITY TAX-EXEMPT TRUST SERIES 141	45-2432806	46172D510	46172D502				QUAL 141	2/10/2018	61.08000	58.10540
INVESTORS' QUALITY TAX-EXEMPT TRUST SERIES 141	45-2432806	46172D510	46172D502				QUAL 141	3/10/2018	43.44000	41.32447
INVESTORS' QUALITY TAX-EXEMPT TRUST SERIES 141	45-2432806	46172D510	46172D502				QUAL 141	9/10/2018	15.34000	14.59294
INVESTORS QUALITY TAX-EXEMPT TRUST SERIES 142	45-2547975	46172D536	46172D528				QUAL 142	1/10/2018	3.20000	0.25472
INVESTORS QUALITY TAX-EXEMPT TRUST SERIES 142	45-2547975	46172D536	46172D528				QUAL 142	2/10/2018	3.20000	0.25472
INVESTORS QUALITY TAX-EXEMPT TRUST SERIES 142	45-2547975	46172D536	46172D528				QUAL 142	3/10/2018	3.21000	0.25552
INVESTORS QUALITY TAX-EXEMPT TRUST SERIES 142	45-2547975	46172D536	46172D528				QUAL 142	4/10/2018	3.20000	0.25472
INVESTORS QUALITY TAX-EXEMPT TRUST SERIES 142	45-2547975	46172D536	46172D528				QUAL 142	5/10/2018	3.21000	0.25552
INVESTORS QUALITY TAX-EXEMPT TRUST SERIES 142	45-2547975	46172D536	46172D528				QUAL 142	6/10/2018	3.13000	0.24915
INVESTORS QUALITY TAX-EXEMPT TRUST SERIES 142	45-2547975	46172D536	46172D528				QUAL 142	6/10/2018	16.50000	13.48215
INVESTORS QUALITY TAX-EXEMPT TRUST SERIES 142	45-2547975	46172D536	46172D528				QUAL 142	7/10/2018	3.13000	0.24915
INVESTORS QUALITY TAX-EXEMPT TRUST SERIES 142	45-2547975	46172D536	46172D528				QUAL 142	8/10/2018	3.13000	0.24915
INVESTORS QUALITY TAX-EXEMPT TRUST SERIES 142	45-2547975	46172D536	46172D528				QUAL 142	9/10/2018	3.12000	0.24835
INVESTORS QUALITY TAX-EXEMPT TRUST SERIES 142	45-2547975	46172D536	46172D528				QUAL 142	10/10/2018	3.14000	0.24994
INVESTORS QUALITY TAX-EXEMPT TRUST SERIES 142	45-2547975	46172D536	46172D528				QUAL 142	11/10/2018	3.13000	0.24915
INVESTORS QUALITY TAX-EXEMPT TRUST SERIES 142	45-2547975	46172D536	46172D528				QUAL 142	12/10/2018	3.14000	0.24994
INVESTORS' QUALITY TAX-EXEMPT TRUST SERIES 143	45-2685031	46172D551	46172D544				QUAL 143	3/10/2018	53.71000	52.59283
INVESTORS' QUALITY TAX-EXEMPT TRUST SERIES 143	45-2685031	46172D551	46172D544				QUAL 143	12/10/2018	51.55000	50.47776
INVESTORS' QUALITY TAX-EXEMPT TRUST SERIES 144	45-2772175	46172D577	46172D569				QUAL 144	1/10/2018	38.75000	37.70375
INVESTORS' QUALITY TAX-EXEMPT TRUST SERIES 144	45-2772175	46172D577	46172D569				QUAL 144	3/10/2018	40.42000	39.32866
INVESTORS' QUALITY TAX-EXEMPT TRUST SERIES 144	45-2772175	46172D577	46172D569				QUAL 144	5/10/2018	31.84000	30.98032
INVESTORS' QUALITY TAX-EXEMPT TRUST SERIES 144	45-2772175	46172D577	46172D569				QUAL 144	7/10/2018	62.70000	61.00710
INVESTORS' QUALITY TAX-EXEMPT TRUST SERIES 144	45-2772175	46172D577	46172D569				QUAL 144	12/10/2018	49.69000	48.34837
INVESTORS QUALITY TAX-EXEMPT TRUST SERIES 145	45-2900572	46172D593	46172D585				QUAL 145	1/10/2018	23.81000	23.29809
INVESTORS QUALITY TAX-EXEMPT TRUST SERIES 145	45-2900572	46172D593	46172D585				QUAL 145	2/10/2018	46.73000	45.72531
INVESTORS QUALITY TAX-EXEMPT TRUST SERIES 145	45-2900572	46172D593	46172D585				QUAL 145	10/10/2018	81.19000	79.44442
INVESTORS' QUALITY TAX-EXEMPT TRUST SER 146	45-3004090	46172D619	46172D601				QUAL 146	1/10/2018	2.91000	0.08817
INVESTORS' QUALITY TAX-EXEMPT TRUST SER 146	45-3004090	46172D619	46172D601				QUAL 146	2/10/2018	2.84000	0.08605
INVESTORS' QUALITY TAX-EXEMPT TRUST SER 146	45-3004090	46172D619	46172D601				QUAL 146	2/10/2018	57.47000	55.76314
INVESTORS' QUALITY TAX-EXEMPT TRUST SER 146	45-3004090	46172D619	46172D601				QUAL 146	3/10/2018	2.64000	0.07999
INVESTORS' QUALITY TAX-EXEMPT TRUST SER 146	45-3004090	46172D619	46172D601				QUAL 146	4/10/2018	2.63000	0.07969
INVESTORS' QUALITY TAX-EXEMPT TRUST SER 146	45-3004090	46172D619	46172D601				QUAL 146	5/10/2018	2.64000	0.07999
INVESTORS' QUALITY TAX-EXEMPT TRUST SER 146	45-3004090	46172D619	46172D601				QUAL 146	6/10/2018	2.64000	0.07999
INVESTORS' QUALITY TAX-EXEMPT TRUST SER 146	45-3004090	46172D619	46172D601				QUAL 146	7/10/2018	2.64000	0.07999
INVESTORS' QUALITY TAX-EXEMPT TRUST SER 146	45-3004090	46172D619	46172D601				QUAL 146	8/10/2018	2.64000	0.07999
INVESTORS' QUALITY TAX-EXEMPT TRUST SER 146	45-3004090	46172D619	46172D601				QUAL 146	9/10/2018	2.65000	0.08030
INVESTORS' QUALITY TAX-EXEMPT TRUST SER 146	45-3004090	46172D619	46172D601				QUAL 146	10/10/2018	2.64000	0.07999
INVESTORS' QUALITY TAX-EXEMPT TRUST SER 146	45-3004090	46172D619	46172D601				QUAL 146	11/10/2018	2.65000	0.08030
INVESTORS' QUALITY TAX-EXEMPT TRUST SER 146	45-3004090	46172D619	46172D601				QUAL 146	12/10/2018	2.65000	0.08030
INVESTORS' QUALITY TAX-EXEMPT TRUST SERIES 148	45-3303475	46172D650	46172D643				QUAL 148	1/10/2018	3.36000	0.22277
INVESTORS' QUALITY TAX-EXEMPT TRUST SERIES 148	45-3303475	46172D650	46172D643				QUAL 148	1/10/2018	37.81000	36.39969
INVESTORS' QUALITY TAX-EXEMPT TRUST SERIES 148	45-3303475	46172D650	46172D643				QUAL 148	2/10/2018	3.24000	0.21481
INVESTORS' QUALITY TAX-EXEMPT TRUST SERIES 148	45-3303475	46172D650	46172D643				QUAL 148	3/10/2018	3.25000	0.21548
INVESTORS' QUALITY TAX-EXEMPT TRUST SERIES 148	45-3303475	46172D650	46172D643				QUAL 148	4/10/2018	3.25000	0.21548
INVESTORS' QUALITY TAX-EXEMPT TRUST SERIES 148	45-3303475	46172D650	46172D643				QUAL 148	5/10/2018	3.25000	0.21548
INVESTORS' QUALITY TAX-EXEMPT TRUST SERIES 148	45-3303475	46172D650	46172D643				QUAL 148	6/10/2018	3.24000	0.21481
INVESTORS' QUALITY TAX-EXEMPT TRUST SERIES 148	45-3303475	46172D650	46172D643				QUAL 148	6/10/2018	14.21000	13.67997
INVESTORS' QUALITY TAX-EXEMPT TRUST SERIES 148	45-3303475	46172D650	46172D643				QUAL 148	7/10/2018	3.19000	0.21150
INVESTORS' QUALITY TAX-EXEMPT TRUST SERIES 148	45-3303475	46172D650	46172D643				QUAL 148	8/10/2018	3.18000	0.21083
INVESTORS' QUALITY TAX-EXEMPT TRUST SERIES 148	45-3303475	46172D650	46172D643				QUAL 148	9/10/2018	3.19000	0.21150
INVESTORS' QUALITY TAX-EXEMPT TRUST SERIES 148	45-3303475	46172D650	46172D643				QUAL 148	10/10/2018	3.19000	0.21150
INVESTORS' QUALITY TAX-EXEMPT TRUST SERIES 148	45-3303475	46172D650	46172D643				QUAL 148	11/10/2018	3.19000	0.21150
INVESTORS' QUALITY TAX-EXEMPT TRUST SERIES 148	45-3303475	46172D650	46172D643				QUAL 148	12/10/2018	3.21000	0.21282
INVESTORS QUALITY TAX-EXEMPT TRUST SERIES 149	45-3547120	46172D676	46172D668				QUAL 149	1/10/2018	3.61000	0.04765
INVESTORS QUALITY TAX-EXEMPT TRUST SERIES 149	45-3547120	46172D676	46172D668				QUAL 149	2/10/2018	3.61000	0.04765
INVESTORS QUALITY TAX-EXEMPT TRUST SERIES 149	45-3547120	46172D676	46172D668				QUAL 149	3/10/2018	3.44000	0.04541
INVESTORS QUALITY TAX-EXEMPT TRUST SERIES 149	45-3547120	46172D676	46172D668				QUAL 149	3/10/2018	39.75000	36.62963
INVESTORS QUALITY TAX-EXEMPT TRUST SERIES 149	45-3547120	46172D676	46172D668				QUAL 149	4/10/2018	3.43000	0.04528

Issuer's Name	EIN	CUSIP 1	CUSIP 2	CUSIP 3	CUSIP 4	CUSIP 5	Ticker Symbol	Date of Corporate Action	Distribution Per Unit	Per Unit Reduction of Taxpayer's Basis
INVESTORS' QUALITY TAX-EXEMPT TRUST, SERIES 188	35-2527523	46172W294	46172W286				QUAL188	8/10/2018	3.37000	0.50685
INVESTORS' QUALITY TAX-EXEMPT TRUST, SERIES 188	35-2527523	46172W294	46172W286				QUAL188	9/10/2018	3.36000	0.50534
INVESTORS' QUALITY TAX-EXEMPT TRUST, SERIES 188	35-2527523	46172W294	46172W286				QUAL188	10/10/2018	3.36000	0.50534
INVESTORS' QUALITY TAX-EXEMPT TRUST, SERIES 188	35-2527523	46172W294	46172W286				QUAL188	11/10/2018	3.36000	0.50534
INVESTORS' QUALITY TAX-EXEMPT TRUST, SERIES 188	35-2527523	46172W294	46172W286				QUAL188	12/10/2018	3.37000	0.50685
LONG TERM CORPORATE INVESTMENT GRADE TRUST SERIES56	27-0508082	542897491	542897483				LIGT56	12/19/2018	12.92000	0.05685
LONG-TERM CORPORATE INVESTMENT GRADE TRUST SER 59	27-1118411	542897558	542897541				LIGT59	1/10/2018	3.59000	0.00395
LONG-TERM CORPORATE INVESTMENT GRADE TRUST SER 59	27-1118411	542897558	542897541				LIGT59	2/10/2018	3.58000	0.00394
LONG-TERM CORPORATE INVESTMENT GRADE TRUST SER 59	27-1118411	542897558	542897541				LIGT59	3/10/2018	3.55000	0.00391
LONG-TERM CORPORATE INVESTMENT GRADE TRUST SER 59	27-1118411	542897558	542897541				LIGT59	4/10/2018	3.58000	0.00394
LONG-TERM CORPORATE INVESTMENT GRADE TRUST SER 59	27-1118411	542897558	542897541				LIGT59	5/10/2018	3.54000	0.00389
LONG-TERM CORPORATE INVESTMENT GRADE TRUST SER 59	27-1118411	542897558	542897541				LIGT59	6/10/2018	3.55000	0.00391
LONG-TERM CORPORATE INVESTMENT GRADE TRUST SER 59	27-1118411	542897558	542897541				LIGT59	7/10/2018	3.56000	0.00392
LONG-TERM CORPORATE INVESTMENT GRADE TRUST SER 59	27-1118411	542897558	542897541				LIGT59	8/10/2018	3.53000	0.00388
LONG-TERM CORPORATE INVESTMENT GRADE TRUST SER 59	27-1118411	542897558	542897541				LIGT59	9/10/2018	3.54000	0.00389
LONG-TERM CORPORATE INVESTMENT GRADE TRUST SER 59	27-1118411	542897558	542897541				LIGT59	10/10/2018	3.55000	0.00391
LONG-TERM CORPORATE INVESTMENT GRADE TRUST SER 59	27-1118411	542897558	542897541				LIGT59	11/10/2018	3.57000	0.00393
LONG-TERM CORPORATE INVESTMENT GRADE TRUST SER 59	27-1118411	542897558	542897541				LIGT59	12/10/2018	3.52000	0.00387
LONG-TERM INVESTMENT GRADE TRUST, SERIES 29	11-3833991	54289T675	54289T667				LIGT29	12/19/2018	45.43000	0.69962
LONG-TERM INVESTMENT GRADE TRUST, SERIES 31	11-3839377	54289T717	54289T709				LIGT31	12/19/2018	24.83000	0.57357
LONG TERM INVESTMENT GRADE TRUST, SERIES 33	11-3841944	54289T758	54289T741				LIGT33	12/19/2018	19.55000	0.12708
LONG TERM INVESTMENT GRADE TRUST, SERIES 34	11-3841980	54289T774	54289T766				LIGT34	12/19/2018	23.05000	0.41490
LONG-TERM INVESTMENT GRADE TRUST, SERIES 35	11-3841998	54289T790	54289T782				LIGT35	10/12/2018	2.22000	0.01332
LONG-TERM INVESTMENT GRADE TRUST, SERIES 35	11-3841998	54289T790	54289T782				LIGT35	12/19/2018	60.46000	0.36276
MASSACHUSETTS INVESTORS' QUALITY TAX-EXEMPT TRUST,SERIES 2	26-4416635	575728134	575728126				Q-MA2	2/10/2018	10.98000	10.88777
MASSACHUSETTS INVESTORS' QUALITY TAX-EXEMPT TRUST,SERIES 2	26-4416635	575728134	575728126				Q-MA2	9/10/2018	44.69000	44.31460
MASSACHUSETTS INVESTORS' QUALITY TAX-EXEMPT TRUST,SERIES 2	26-4416635	575728134	575728126				Q-MA2	12/10/2018	30.45000	30.19422
MICHIGAN INVESTORS' QUALITY TAX-EXEMPT TRUST,SERIES 32	11-3841946	594529711	594529703				Q-MI32	5/10/2018	276.04000	272.12023
Morgan Stanley Portfolios, Series 15 - ContrarianCandidates Portfolio, Series	35-2600448	61767L108	61767L116				GISCC4	9/10/2018	0.05880	0.03380
Morgan Stanley Portfolios, Series 15 - ContrarianCandidates Portfolio, Series	35-2600448	61767L108	61767L116				GISCC4	11/10/2018	0.57220	0.57220
Morgan Stanley Portfolios, Series 20 - Global Sustainable Solutions 2018	35-2618865	61767N104	61767N112				MSGSS18	7/10/2018	0.07520	0.07520
Morgan Stanley Global Investment Solutions - Global Best Business Models, Serie	35-2579824	61767V106	61767V114				GISGB1	1/10/2018	0.25550	0.14671
Morgan Stanley Global Investment Solutions - Global Best Business Models, Serie	35-2579824	61767V106	61767V114				GISGB1	7/10/2018	0.34270	0.19678
Morgan Stanley Portfolios, Series 16 - M.A.D.E. Portfolio, 2017	35-2600449	61768L107	61768L115				MADE17	4/10/2018	0.01700	0.00110
Morgan Stanley Portfolios, Series 16 - M.A.D.E. Portfolio, 2017	35-2600449	61768L107	61768L115				MADE17	10/10/2018	0.04460	0.00289
Morgan Stanley Portfolios, Series 22 - Stocks for2021	35-2622031	61768V105	61768V113				MSEQ21	12/10/2018	0.04410	0.00481
Morgan Stanley Portfolios, Series 22 - Stocks for2021	35-2622031	61768V105	61768V113				MSEQ21	12/19/2018	0.01970	0.01935
Morgan Stanley Portfolios, Series 18 - Capital Spending & Productivity Portfoli	35-2609392	61769C106	61769C114				MSCSP18	6/10/2018	0.04330	0.02997
Morgan Stanley Portfolios, Series 18 - Capital Spending & Productivity Portfoli	35-2609392	61769C106	61769C114				MSCSP18	11/10/2018	0.17312	0.17312
Morgan Stanley Portfolios, Series 18 - Capital Spending & Productivity Portfoli	35-2609392	61769C106	61769C114				MSCSP18	12/10/2018	0.06460	0.04471
Morgan Stanley Portfolios, Series 19 - NuveenIs Bob Doll 2018 Equity Outlook Po	35-7195166	61769D104	61769D112				NEO2018	12/19/2018	0.00336	0.00228
Morgan Stanley Portfolios, Series 21 - Optimized Equity Dividend Strategy, Seri	35-2618866	61769E102	61769E110				GISOD3	7/10/2018	0.04940	0.01206
Morgan Stanley Portfolios, Series 21 - Optimized Equity Dividend Strategy, Seri	35-2618866	61769E102	61769E110				GISOD3	8/10/2018	0.02950	0.00720
Morgan Stanley Portfolios, Series 21 - Optimized Equity Dividend Strategy, Seri	35-2618866	61769E102	61769E110				GISOD3	9/10/2018	0.02880	0.00703
Morgan Stanley Portfolios, Series 21 - Optimized Equity Dividend Strategy, Seri	35-2618866	61769E102	61769E110				GISOD3	10/10/2018	0.02130	0.00520
Morgan Stanley Portfolios, Series 21 - Optimized Equity Dividend Strategy, Seri	35-2618866	61769E102	61769E110				GISOD3	11/10/2018	0.02250	0.00549
Morgan Stanley Portfolios, Series 21 - Optimized Equity Dividend Strategy, Seri	35-2618866	61769E102	61769E110				GISOD3	12/10/2018	0.02920	0.00713
Morgan Stanley Portfolios, Series 24 - Optimized Equity Dividend Strategy, Seri	35-2633870	61770M101	61770M119				GISOD4	12/19/2018	0.01500	0.01468
Morgan Stanley Portfolios, Series 24 - Optimized Equity Dividend Strategy, Seri	35-2633870	61770M101	61770M119				GISOD4	12/31/2018	0.06370	0.03499

Issuer's Name	EIN	CUSIP 1	CUSIP 2	CUSIP 3	CUSIP 4	CUSIP 5	Ticker Symbol	Date of Corporate Action	Distribution Per Unit	Per Unit Reduction of Taxpayer's Basis
Morgan Stanley Portfolios, Series 25 II Data Innovation & Productivity Portfolio	35-2640015	61770N109	61770N117				MSDIP1	12/31/2018	0.01880	0.00243
NEW JERSEY INVESTORS' QUALITY TAX-EXEMPT TRUST, SER 23	11-3839429	645795519	645795501				Q-NJ23	1/10/2018	64.57000	63.45294
NEW JERSEY INVESTORS' QUALITY TAX-EXEMPT TRUST, SER 23	11-3839429	645795519	645795501				Q-NJ23	3/10/2018	58.12000	57.11452
NEW JERSEY INVESTORS' QUALITY TAX-EXEMPT TRUST, SER 23	11-3839429	645795519	645795501				Q-NJ23	7/10/2018	147.04000	144.49621
NEW JERSEY INSURED MUNICIPALS INCOME TRUST, SER 162	20-8428605	64579M223					I-NJ162	1/10/2018	0.46000	0.07820
NEW JERSEY INSURED MUNICIPALS INCOME TRUST, SER 162	20-8428605	64579M223					I-NJ162	2/10/2018	0.47000	0.07990
NEW JERSEY INSURED MUNICIPALS INCOME TRUST, SER 162	20-8428605	64579M223					I-NJ162	3/10/2018	0.47000	0.07990
NEW JERSEY INSURED MUNICIPALS INCOME TRUST, SER 162	20-8428605	64579M223					I-NJ162	4/10/2018	0.47000	0.07990
NEW JERSEY INSURED MUNICIPALS INCOME TRUST, SER 162	20-8428605	64579M223					I-NJ162	5/10/2018	0.47000	0.07990
NEW JERSEY INSURED MUNICIPALS INCOME TRUST, SER 162	20-8428605	64579M223					I-NJ162	6/10/2018	0.48000	0.08160
NEW JERSEY INSURED MUNICIPALS INCOME TRUST, SER 162	20-8428605	64579M223					I-NJ162	7/10/2018	0.48000	0.08160
NEW JERSEY INSURED MUNICIPALS INCOME TRUST, SER 162	20-8428605	64579M223					I-NJ162	8/10/2018	0.49000	0.08330
NEW JERSEY INSURED MUNICIPALS INCOME TRUST, SER 162	20-8428605	64579M223					I-NJ162	9/10/2018	0.47000	0.07990
NEW JERSEY INSURED MUNICIPALS INCOME TRUST, SER 162	20-8428605	64579M223					I-NJ162	10/10/2018	0.47000	0.07990
NEW JERSEY INSURED MUNICIPALS INCOME TRUST, SER 162	20-8428605	64579M223					I-NJ162	11/10/2018	0.47000	0.07990
NEW JERSEY INSURED MUNICIPALS INCOME TRUST, SER 162	20-8428605	64579M223					I-NJ162	12/10/2018	0.47000	0.07990
NEW JERSEY INSURED MUNICIPALS INCOME TRUST, SER 162	20-8428605	64579M231					I-NJ162	1/10/2018	3.59000	0.61030
NEW JERSEY INSURED MUNICIPALS INCOME TRUST, SER 162	20-8428605	64579M231					I-NJ162	7/10/2018	2.87000	0.48790
NEW JERSEY INSURED MUNICIPALS INCOME TRUST, SERIES 163	11-3818737	64579M249					I-NJ163	1/10/2018	0.52000	0.06500
NEW JERSEY INSURED MUNICIPALS INCOME TRUST, SERIES 163	11-3818737	64579M249					I-NJ163	2/10/2018	0.53000	0.06625
NEW JERSEY INSURED MUNICIPALS INCOME TRUST, SERIES 163	11-3818737	64579M249					I-NJ163	3/10/2018	0.53000	0.06625
NEW JERSEY INSURED MUNICIPALS INCOME TRUST, SERIES 163	11-3818737	64579M249					I-NJ163	4/10/2018	0.54000	0.06750
NEW JERSEY INSURED MUNICIPALS INCOME TRUST, SERIES 163	11-3818737	64579M249					I-NJ163	5/10/2018	0.53000	0.06625
NEW JERSEY INSURED MUNICIPALS INCOME TRUST, SERIES 163	11-3818737	64579M249					I-NJ163	6/10/2018	0.54000	0.06750
NEW JERSEY INSURED MUNICIPALS INCOME TRUST, SERIES 163	11-3818737	64579M249					I-NJ163	7/10/2018	0.53000	0.06625
NEW JERSEY INSURED MUNICIPALS INCOME TRUST, SERIES 163	11-3818737	64579M249					I-NJ163	8/10/2018	0.54000	0.06750
NEW JERSEY INSURED MUNICIPALS INCOME TRUST, SERIES 163	11-3818737	64579M249					I-NJ163	9/10/2018	0.53000	0.06625
NEW JERSEY INSURED MUNICIPALS INCOME TRUST, SERIES 163	11-3818737	64579M249					I-NJ163	10/10/2018	0.54000	0.06750
NEW JERSEY INSURED MUNICIPALS INCOME TRUST, SERIES 163	11-3818737	64579M249					I-NJ163	11/10/2018	0.54000	0.06750
NEW JERSEY INSURED MUNICIPALS INCOME TRUST, SERIES 163	11-3818737	64579M249					I-NJ163	12/10/2018	0.53000	0.06625
NEW JERSEY INSURED MUNICIPALS INCOME TRUST, SERIES 163	11-3818737	64579M256					I-NJ163	2/10/2018	3.19000	0.39875
NEW JERSEY INSURED MUNICIPALS INCOME TRUST, SERIES 163	11-3818737	64579M256					I-NJ163	8/10/2018	3.24000	0.40500
NEW YORK INVESTORS' QUALITY TAX-EXEMPT TRUST, SER4	11-3834018	649497179	649497161				Q-NY4	4/10/2018	154.11000	150.84287
NEW YORK INVESTORS' QUALITY TAX-EXEMPT TRUST, SER4	11-3834018	649497179	649497161				Q-NY4	9/10/2018	46.40000	45.41632
NEW YORK INVESTORS' QUALITY TAX-EXEMPT TRUST, SER5	11-3834062	649497195	649497187				Q-NY5	4/10/2018	10.73000	10.57442
NEW YORK INVESTORS' QUALITY TAX-EXEMPT TRUST, SER5	11-3834062	649497195	649497187				Q-NY5	6/10/2018	25.92000	25.54416
NEW YORK INVESTORS' QUALITY TAX-EXEMPT TRUST, SERIES 6	11-3839403	649497211	649497203				Q-NY6	4/10/2018	48.60000	48.58542
NEW YORK INVESTORS' QUALITY TAX-EXEMPT TRUST, SERIES 7	11-3841956	649497237	649497229				Q-NY7	1/10/2018	79.24000	72.02124
NEW YORK INVESTORS' QUALITY TAX-EXEMPT TRUST, SERIES 7	11-3841956	649497237	649497229				Q-NY7	4/10/2018	55.47000	50.41668
NEW YORK INVESTORS' QUALITY TAX-EXEMPT TRUST, SERIES 7	11-3841956	649497237	649497229				Q-NY7	6/10/2018	43.58000	39.60986
NEW YORK INVESTORS' QUALITY TAX-EXEMPT TRUST, SERIES 8	26-3101454	649497252	649497245				Q-NY8	5/10/2018	71.84000	70.27389
NEW YORK INVESTORS' QUALITY TAX-EXEMPT TRUST, SERIES 8	26-3101454	649497252	649497245				Q-NY8	6/10/2018	41.93000	41.01593
NEW YORK INVESTORS' QUALITY TAX-EXEMPT TRUST, SERIES 8	26-3101454	649497252	649497245				Q-NY8	7/10/2018	268.63000	262.77387
NEW YORK INVESTORS' QUALITY TAX-EXEMPT TRUST, SERIES 8	26-3101454	649497252	649497245				Q-NY8	9/10/2018	53.62000	52.45108
NEW YORK INVESTORS' QUALITY TAX-EXEMPT TRUST, SERIES 9	32-0259597	649497278	649497260				Q-NY9	4/10/2018	87.85000	83.43993
NEW YORK INVESTORS' QUALITY TAX-EXEMPT TRUST, SERIES 9	32-0259597	649497278	649497260				Q-NY9	6/10/2018	80.78000	76.72484
NEW YORK INVESTORS' QUALITY TAX-EXEMPT TRUST, SERIES 9	32-0259597	649497278	649497260				Q-NY9	7/10/2018	243.10000	230.89638
NEW YORK INVESTORS' QUALITY TAX-EXEMPT TRUST, SERIES 9	32-0259597	649497278	649497260				Q-NY9	9/10/2018	141.05000	133.96929
NEW YORK INVESTORS' QUALITY TAX-EXEMPT TRUST, SERIES 9	32-0259597	649497278	649497260				Q-NY9	10/10/2018	12.01000	11.40710
NEW YORK INVESTORS' QUALITY TAX-EXEMPT TRUST, SERIES 10	32-0270383	649497294	649497286				Q-NY10	4/10/2018	63.89000	60.07577
NEW YORK INVESTORS' QUALITY TAX-EXEMPT TRUST, SERIES 10	32-0270383	649497294	649497286				Q-NY10	7/10/2018	184.16000	173.16565
NEW YORK INVESTORS' QUALITY TAX-EXEMPT TRUST, SERIES 10	32-0270383	649497294	649497286				Q-NY10	8/10/2018	92.08000	86.58282
NEW YORK INVESTORS' QUALITY TAX-EXEMPT TRUST, SERIES 10	32-0270383	649497294	649497286				Q-NY10	9/10/2018	61.39000	57.72502
NEW YORK INVESTORS' QUALITY TAX-EXEMPT TRUST, SERIES 10	32-0270383	649497294	649497286				Q-NY10	12/10/2018	15.35000	14.43361
NEW YORK INVESTORS' QUALITY TAX-EXEMPT TRUST, SERIES 11	26-4006380	649497310	649497302				Q-NY11	9/10/2018	119.10000	111.52524

Issuer's Name	EIN	CUSIP 1	CUSIP 2	CUSIP 3	CUSIP 4	CUSIP 5	Ticker Symbol	Date of Corporate Action	Distribution Per Unit	Per Unit Reduction of Taxpayer's Basis
NEW YORK INVESTORS' QUALITY TAX-EXEMPT TRUST, SERIES 12	26-4230628	649497336	649497328				Q-NY12	4/10/2018	62.47000	61.33305
NEW YORK INVESTORS' QUALITY TAX-EXEMPT TRUST, SERIES 12	26-4230628	649497336	649497328				Q-NY12	9/10/2018	162.54000	159.58177
NEW YORK INVESTORS' QUALITY TAX-EXEMPT TRUST, SERIES 12	26-4230628	649497336	649497328				Q-NY12	10/10/2018	17.01000	16.70042
NEW YORK INVESTORS QUALITY TAX-EXEMPT TRUSTSERIES 13	26-4765926	649497351	649497344				Q-NY13	2/10/2018	46.63000	45.95853
NEW YORK INVESTORS QUALITY TAX-EXEMPT TRUSTSERIES 13	26-4765926	649497351	649497344				Q-NY13	4/10/2018	61.13000	60.24973
NEW YORK INVESTORS QUALITY TAX-EXEMPT TRUSTSERIES 13	26-4765926	649497351	649497344				Q-NY13	6/10/2018	52.64000	51.88198
NEW YORK INVESTORS QUALITY TAX-EXEMPT TRUSTSERIES 13	26-4765926	649497351	649497344				Q-NY13	7/10/2018	246.88000	243.32493
NEW YORK INVESTORS QUALITY TAX-EXEMPT TRUSTSERIES 13	26-4765926	649497351	649497344				Q-NY13	12/10/2018	18.69000	18.42086
NEW YORK INVESTORS QUALITY TAX-EXEMPT TRUSTSERIES 14	27-2036113	649497377	649497369				Q-NY14	1/10/2018	1.66000	0.05993
NEW YORK INVESTORS QUALITY TAX-EXEMPT TRUSTSERIES 14	27-2036113	649497377	649497369				Q-NY14	2/10/2018	1.67000	0.06029
NEW YORK INVESTORS QUALITY TAX-EXEMPT TRUSTSERIES 14	27-2036113	649497377	649497369				Q-NY14	3/10/2018	1.68000	0.06065
NEW YORK INVESTORS QUALITY TAX-EXEMPT TRUSTSERIES 14	27-2036113	649497377	649497369				Q-NY14	4/10/2018	1.68000	0.06065
NEW YORK INVESTORS QUALITY TAX-EXEMPT TRUSTSERIES 14	27-2036113	649497377	649497369				Q-NY14	5/10/2018	1.64000	0.05920
NEW YORK INVESTORS QUALITY TAX-EXEMPT TRUSTSERIES 14	27-2036113	649497377	649497369				Q-NY14	7/10/2018	17.72000	17.64380
NEW YORK INVESTORS QUALITY TAX-EXEMPT TRUSTSERIES 14	27-2036113	649497377	649497369				Q-NY14	6/10/2018	1.50000	0.05415
NEW YORK INVESTORS QUALITY TAX-EXEMPT TRUSTSERIES 14	27-2036113	649497377	649497369				Q-NY14	7/10/2018	29.34000	29.21384
NEW YORK INVESTORS QUALITY TAX-EXEMPT TRUSTSERIES 14	27-2036113	649497377	649497369				Q-NY14	7/10/2018	1.46000	0.05271
NEW YORK INVESTORS QUALITY TAX-EXEMPT TRUSTSERIES 14	27-2036113	649497377	649497369				Q-NY14	7/10/2018	25.13000	25.02194
NEW YORK INVESTORS QUALITY TAX-EXEMPT TRUSTSERIES 14	27-2036113	649497377	649497369				Q-NY14	8/10/2018	1.40000	0.05054
NEW YORK INVESTORS QUALITY TAX-EXEMPT TRUSTSERIES 14	27-2036113	649497377	649497369				Q-NY14	9/10/2018	1.40000	0.05054
NEW YORK INVESTORS QUALITY TAX-EXEMPT TRUSTSERIES 14	27-2036113	649497377	649497369				Q-NY14	10/10/2018	1.41000	0.05090
NEW YORK INVESTORS QUALITY TAX-EXEMPT TRUSTSERIES 14	27-2036113	649497377	649497369				Q-NY14	11/10/2018	1.40000	0.05054
NEW YORK INVESTORS QUALITY TAX-EXEMPT TRUSTSERIES 14	27-2036113	649497377	649497369				Q-NY14	12/10/2018	1.42000	0.05126
NEW YORK INSURED MUNICIPALS INCOME TRUST, SER 191	20-5462997	64949C442	64949C434				I-NY191	2/10/2018	48.86000	48.28345
NEW YORK INSURED MUNICIPALS INCOME TRUST, SER 193	11-3797656	64949C475					I-NY193	1/10/2018	0.14000	0.02353
NEW YORK INSURED MUNICIPALS INCOME TRUST, SER 193	11-3797656	64949C475					I-NY193	2/10/2018	0.15000	0.02522
NEW YORK INSURED MUNICIPALS INCOME TRUST, SER 193	11-3797656	64949C475					I-NY193	3/10/2018	0.14000	0.02353
NEW YORK INSURED MUNICIPALS INCOME TRUST, SER 193	11-3797656	64949C475					I-NY193	4/10/2018	0.16000	0.02690
NEW YORK INSURED MUNICIPALS INCOME TRUST, SER 193	11-3797656	64949C475					I-NY193	5/10/2018	0.14000	0.02353
NEW YORK INSURED MUNICIPALS INCOME TRUST, SER 193	11-3797656	64949C475					I-NY193	6/10/2018	0.12000	0.02017
NEW YORK INSURED MUNICIPALS INCOME TRUST, SER 193	11-3797656	64949C475					I-NY193	7/10/2018	0.12000	0.02017
NEW YORK INSURED MUNICIPALS INCOME TRUST, SER 193	11-3797656	64949C475					I-NY193	8/10/2018	0.13000	0.02185
NEW YORK INSURED MUNICIPALS INCOME TRUST, SER 193	11-3797656	64949C475					I-NY193	9/10/2018	0.12000	0.02017
NEW YORK INSURED MUNICIPALS INCOME TRUST, SER 193	11-3797656	64949C475					I-NY193	10/10/2018	0.12000	0.02017
NEW YORK INSURED MUNICIPALS INCOME TRUST, SER 193	11-3797656	64949C475					I-NY193	11/10/2018	0.12000	0.02017
NEW YORK INSURED MUNICIPALS INCOME TRUST, SER 193	11-3797656	64949C483					I-NY193	5/10/2018	0.90000	0.15129
NEW YORK INSURED MUNICIPALS INCOME TRUST, SER 193	11-3797656	64949C483					I-NY193	11/10/2018	0.74000	0.12439
NEW YORK INSURED MUNICIPALS INC TRUST, SER 195	11-3808330	64949C525	64949C517				I-NY195	12/10/2018	119.51000	117.25126
NEW YORK IMIT SERIES 200	11-3824277	64949C624	64949C616				I-NY200	4/10/2018	112.49000	110.08271
NUVEEN CORE REAL ESTATE SECURITIES PORTFOLIO, 1Q 2017	35-2583793	67075Q119	67075Q101	67075Q135	67075Q127		NRE1Q17	3/10/2018	0.08860	0.03427
NUVEEN PROSPECT INCOME FINANCE PORTFOLIO, 2Q 2016	35-2558624	67076A147	67076A154	67076A170	67076A162		PIF2Q16	1/10/2018	0.07680	0.02473
NUVEEN PROSPECT INCOME FINANCE PORTFOLIO, 2Q 2016	35-2558624	67076A147	67076A154	67076A170	67076A162		PIF2Q16	2/10/2018	0.07490	0.02412
NUVEEN PROSPECT INCOME FINANCE PORTFOLIO, 2Q 2016	35-2558624	67076A147	67076A154	67076A170	67076A162		PIF2Q16	3/10/2018	0.07250	0.02335
NUVEEN PROSPECT INCOME FINANCE PORTFOLIO, 2Q 2016	35-2558624	67076A147	67076A154	67076A170	67076A162		PIF2Q16	4/10/2018	0.07250	0.02335
NUVEEN NWQ GLOBAL DIVIDEND VALUE PORTFOLIO, 1Q 2017	35-2583792	67076L143	67076L150	67076L176	67076L168		NGD1Q17	1/10/2018	0.02290	0.01039
NUVEEN NWQ GLOBAL DIVIDEND VALUE PORTFOLIO, 1Q 2017	35-2583792	67076L143	67076L150	67076L176	67076L168		NGD1Q17	2/10/2018	0.03070	0.01392
NUVEEN NWQ GLOBAL DIVIDEND VALUE PORTFOLIO, 1Q 2017	35-2583792	67076L143	67076L150	67076L176	67076L168		NGD1Q17	4/10/2018	0.03510	0.01592
NUVEEN NWQ GLOBAL DIVIDEND VALUE PORTFOLIO, 1Q 2017	35-2583792	67076L143	67076L150	67076L176	67076L168		NGD1Q17	5/10/2018	0.05680	0.02576
NUVEEN NWQ GLOBAL DIVIDEND VALUE PORTFOLIO, 1Q 2017	35-2583792	67076L143	67076L150	67076L176	67076L168		NGD1Q17	6/10/2018	0.06310	0.02862
NUVEEN NWQ GLOBAL DIVIDEND VALUE PORTFOLIO, 1Q 2017	35-2583792	67076L143	67076L150	67076L176	67076L168		NGD1Q17	8/10/2018	0.03250	0.01474
NUVEEN NWQ GLOBAL DIVIDEND VALUE PORTFOLIO, 1Q 2017	35-2583792	67076L143	67076L150	67076L176	67076L168		NGD1Q17	9/10/2018	0.01790	0.00812
NUVEEN NWQ GLOBAL DIVIDEND VALUE PORTFOLIO, 1Q 2017	35-2583792	67076L143	67076L150	67076L176	67076L168		NGD1Q17	11/10/2018	0.03650	0.01655
NUVEEN NWQ DIVERSIFIED INCOME PORTFOLIO, 4Q 2016	35-2568740	67077L100	67077L118	67077L134	67077L126		NDI4Q16	1/10/2018	0.04110	0.00712
NUVEEN NWQ DIVERSIFIED INCOME PORTFOLIO, 4Q 2016	35-2568740	67077L100	67077L118	67077L134	67077L126		NDI4Q16	2/10/2018	0.04170	0.00722
NUVEEN NWQ DIVERSIFIED INCOME PORTFOLIO, 4Q 2016	35-2568740	67077L100	67077L118	67077L134	67077L126		NDI4Q16	3/10/2018	0.04190	0.00726
NUVEEN NWQ DIVERSIFIED INCOME PORTFOLIO, 4Q 2016	35-2568740	67077L100	67077L118	67077L134	67077L126		NDI4Q16	4/10/2018	0.04160	0.00721

Issuer's Name	EIN	CUSIP 1	CUSIP 2	CUSIP 3	CUSIP 4	CUSIP 5	Ticker Symbol	Date of Corporate Action	Distribution Per Unit	Per Unit Reduction of Taxpayer's Basis
NUVEEN NWQ DIVERSIFIED INCOME PORTFOLIO, 4Q 2016	35-2568740	67077L100	67077L118	67077L134	67077L126		NDI4Q16	5/10/2018	0.04140	0.00717
NUVEEN NWQ DIVERSIFIED INCOME PORTFOLIO, 4Q 2016	35-2568740	67077L100	67077L118	67077L134	67077L126		NDI4Q16	6/10/2018	0.04120	0.00714
NUVEEN NWQ DIVERSIFIED INCOME PORTFOLIO, 4Q 2016	35-2568740	67077L100	67077L118	67077L134	67077L126		NDI4Q16	7/10/2018	0.04150	0.00719
NUVEEN NWQ DIVERSIFIED INCOME PORTFOLIO, 4Q 2016	35-2568740	67077L100	67077L118	67077L134	67077L126		NDI4Q16	8/10/2018	0.04060	0.00703
NUVEEN NWQ DIVERSIFIED INCOME PORTFOLIO, 4Q 2016	35-2568740	67077L100	67077L118	67077L134	67077L126		NDI4Q16	9/10/2018	0.04010	0.00695
NUVEEN DYNAMIC ALLOCATION 60/40 PORTFOLIO, 1Q 2017	35-2579906	67079H149	67079H156	67079H172	67079H164		NDA1Q17	1/10/2018	0.02900	0.01785
NUVEEN DYNAMIC ALLOCATION 60/40 PORTFOLIO, 1Q 2017	35-2579906	67079H149	67079H156	67079H172	67079H164		NDA1Q17	2/10/2018	0.02910	0.01791
NUVEEN DYNAMIC ALLOCATION 60/40 PORTFOLIO, 1Q 2017	35-2579906	67079H149	67079H156	67079H172	67079H164		NDA1Q17	3/10/2018	0.02970	0.01828
NUVEEN DYNAMIC ALLOCATION 60/40 PORTFOLIO, 1Q 2017	35-2579906	67079H149	67079H156	67079H172	67079H164		NDA1Q17	4/10/2018	0.02840	0.01748
Nuveen Prospect Energy and Power Income Portfolio,1Q 2017	35-2579910	67079Q107	67079Q115	67079Q131	67079Q123		PEP1Q17	1/10/2018	0.04070	0.04070
Nuveen Prospect Energy and Power Income Portfolio,1Q 2017	35-2579910	67079Q107	67079Q115	67079Q131	67079Q123		PEP1Q17	2/10/2018	0.04820	0.04820
Nuveen Prospect Energy and Power Income Portfolio,1Q 2017	35-2579910	67079Q107	67079Q115	67079Q131	67079Q123		PEP1Q17	3/10/2018	0.04070	0.04070
Nuveen Prospect Energy and Power Income Portfolio,1Q 2017	35-2579910	67079Q107	67079Q115	67079Q131	67079Q123		PEP1Q17	4/10/2018	0.04070	0.04070
Nuveen Prospect Energy and Power Income Portfolio,1Q 2017	35-2579910	67079Q107	67079Q115	67079Q131	67079Q123		PEP1Q17	5/10/2018	0.04680	0.04680
Nuveen Prospect Energy and Power Income Portfolio,1Q 2017	35-2579910	67079Q107	67079Q115	67079Q131	67079Q123		PEP1Q17	6/10/2018	0.03920	0.03920
Nuveen Prospect Energy and Power Income Portfolio,1Q 2017	35-2579910	67079Q107	67079Q115	67079Q131	67079Q123		PEP1Q17	7/10/2018	0.03920	0.03920
Nuveen Prospect Energy and Power Income Portfolio,1Q 2017	35-2579910	67079Q107	67079Q115	67079Q131	67079Q123		PEP1Q17	8/10/2018	0.00360	0.00360
Nuveen Prospect Energy and Power Income Portfolio,1Q 2017	35-2579910	67079Q107	67079Q115	67079Q131	67079Q123		PEP1Q17	8/10/2018	0.04450	0.04450
Nuveen Prospect Energy and Power Income Portfolio,1Q 2017	35-2579910	67079Q107	67079Q115	67079Q131	67079Q123		PEP1Q17	9/10/2018	0.03860	0.03860
Nuveen Prospect Energy and Power Income Portfolio,1Q 2017	35-2579910	67079Q107	67079Q115	67079Q131	67079Q123		PEP1Q17	10/10/2018	0.04080	0.04080
Nuveen Prospect Energy and Power Income Portfolio,1Q 2017	35-2579910	67079Q107	67079Q115	67079Q131	67079Q123		PEP1Q17	11/10/2018	0.04050	0.04050
Nuveen Prospect Energy and Power Income Portfolio,1Q 2017	35-2579910	67079Q107	67079Q115	67079Q131	67079Q123		PEP1Q17	12/10/2018	0.04080	0.04080
NUVEEN PROSPECT INCOME FINANCE PORTFOLIO, 1Q 2017	35-2579908	67079Q149	67079Q156	67079Q172	67079Q164		PIF1Q17	1/10/2018	0.07090	0.01446
NUVEEN PROSPECT INCOME FINANCE PORTFOLIO, 1Q 2017	35-2579908	67079Q149	67079Q156	67079Q172	67079Q164		PIF1Q17	2/10/2018	0.06810	0.01389
NUVEEN PROSPECT INCOME FINANCE PORTFOLIO, 1Q 2017	35-2579908	67079Q149	67079Q156	67079Q172	67079Q164		PIF1Q17	3/10/2018	0.06750	0.01377
NUVEEN PROSPECT INCOME FINANCE PORTFOLIO, 1Q 2017	35-2579908	67079Q149	67079Q156	67079Q172	67079Q164		PIF1Q17	4/10/2018	0.07310	0.01491
NUVEEN PROSPECT INCOME FINANCE PORTFOLIO, 1Q 2017	35-2579908	67079Q149	67079Q156	67079Q172	67079Q164		PIF1Q17	5/10/2018	0.06780	0.01383
NUVEEN PROSPECT INCOME FINANCE PORTFOLIO, 1Q 2017	35-2579908	67079Q149	67079Q156	67079Q172	67079Q164		PIF1Q17	6/10/2018	0.06650	0.01357
NUVEEN PROSPECT INCOME FINANCE PORTFOLIO, 1Q 2017	35-2579908	67079Q149	67079Q156	67079Q172	67079Q164		PIF1Q17	7/10/2018	0.06740	0.01375
NUVEEN PROSPECT INCOME FINANCE PORTFOLIO, 1Q 2017	35-2579908	67079Q149	67079Q156	67079Q172	67079Q164		PIF1Q17	8/10/2018	0.06650	0.01357
NUVEEN PROSPECT INCOME FINANCE PORTFOLIO, 1Q 2017	35-2579908	67079Q149	67079Q156	67079Q172	67079Q164		PIF1Q17	9/10/2018	0.06400	0.01306
NUVEEN PROSPECT INCOME FINANCE PORTFOLIO, 1Q 2017	35-2579908	67079Q149	67079Q156	67079Q172	67079Q164		PIF1Q17	9/10/2018	0.23700	0.23700
NUVEEN PROSPECT INCOME FINANCE PORTFOLIO, 1Q 2017	35-2579908	67079Q149	67079Q156	67079Q172	67079Q164		PIF1Q17	10/10/2018	0.06520	0.01330
NUVEEN PROSPECT INCOME FINANCE PORTFOLIO, 1Q 2017	35-2579908	67079Q149	67079Q156	67079Q172	67079Q164		PIF1Q17	10/10/2018	0.10060	0.10060
NUVEEN PROSPECT INCOME FINANCE PORTFOLIO, 1Q 2017	35-2579908	67079Q149	67079Q156	67079Q172	67079Q164		PIF1Q17	11/10/2018	0.06390	0.01304
NUVEEN PROSPECT INCOME FINANCE PORTFOLIO, 1Q 2017	35-2579908	67079Q149	67079Q156	67079Q172	67079Q164		PIF1Q17	12/10/2018	0.06370	0.01299
Nuveen TIAA ESG Global Dividend Portfolio, 1Q 2017	35-2576219	67080E101	67080E119	67080E135	67080E127		NED1Q17	1/10/2018	0.03410	0.00514
Nuveen TIAA ESG Global Dividend Portfolio, 1Q 2017	35-2576219	67080E101	67080E119	67080E135	67080E127		NED1Q17	2/10/2018	0.02840	0.00428
Nuveen TIAA ESG Global Dividend Portfolio, 1Q 2017	35-2576219	67080E101	67080E119	67080E135	67080E127		NED1Q17	4/10/2018	0.02620	0.00395
Nuveen TIAA ESG Global Dividend Portfolio, 1Q 2017	35-2576219	67080E101	67080E119	67080E135	67080E127		NED1Q17	5/10/2018	0.05440	0.00820
Nuveen TIAA ESG Global Dividend Portfolio, 1Q 2017	35-2576219	67080E101	67080E119	67080E135	67080E127		NED1Q17	6/10/2018	0.02830	0.00427
Nuveen TIAA ESG Global Dividend Portfolio, 1Q 2017	35-2576219	67080E101	67080E119	67080E135	67080E127		NED1Q17	7/10/2018	0.03450	0.00520
Nuveen TIAA ESG Global Dividend Portfolio, 1Q 2017	35-2576219	67080E101	67080E119	67080E135	67080E127		NED1Q17	8/10/2018	0.04320	0.00651
Nuveen TIAA ESG Global Dividend Portfolio, 1Q 2017	35-2576219	67080E101	67080E119	67080E135	67080E127		NED1Q17	9/10/2018	0.02880	0.00434
Nuveen TIAA ESG Global Dividend Portfolio, 1Q 2017	35-2576219	67080E101	67080E119	67080E135	67080E127		NED1Q17	10/10/2018	0.01560	0.00235
Nuveen TIAA ESG Global Dividend Portfolio, 1Q 2017	35-2576219	67080E101	67080E119	67080E135	67080E127		NED1Q17	11/10/2018	0.01480	0.00223
Nuveen TIAA ESG Global Dividend Portfolio, 1Q 2017	35-2576219	67080E101	67080E119	67080E135	67080E127		NED1Q17	11/10/2018	0.26250	0.08156
Nuveen TIAA ESG Global Dividend Portfolio, 1Q 2017	35-2576219	67080E101	67080E119	67080E135	67080E127		NED1Q17	12/10/2018	0.01470	0.00222
NUVEEN PROSPECT INCOME FINANCE PORTFOLIO, 3Q 2016	35-2566315	67080F108	67080F116	67080F132	67080F124		PIF3Q16	1/10/2018	0.07430	0.01499
NUVEEN PROSPECT INCOME FINANCE PORTFOLIO, 3Q 2016	35-2566315	67080F108	67080F116	67080F132	67080F124		PIF3Q16	2/10/2018	0.06740	0.01360
NUVEEN PROSPECT INCOME FINANCE PORTFOLIO, 3Q 2016	35-2566315	67080F108	67080F116	67080F132	67080F124		PIF3Q16	3/10/2018	0.06570	0.01326
NUVEEN PROSPECT INCOME FINANCE PORTFOLIO, 3Q 2016	35-2566315	67080F108	67080F116	67080F132	67080F124		PIF3Q16	4/10/2018	0.06640	0.01340
NUVEEN PROSPECT INCOME FINANCE PORTFOLIO, 3Q 2016	35-2566315	67080F108	67080F116	67080F132	67080F124		PIF3Q16	5/10/2018	0.06380	0.01287
NUVEEN PROSPECT INCOME FINANCE PORTFOLIO, 3Q 2016	35-2566315	67080F108	67080F116	67080F132	67080F124		PIF3Q16	6/10/2018	0.06290	0.01269
NUVEEN PROSPECT INCOME FINANCE PORTFOLIO, 3Q 2016	35-2566315	67080F108	67080F116	67080F132	67080F124		PIF3Q16	7/10/2018	0.06830	0.01378
Nuveen Prospect Income Finance Portfolio, 4Q 2016	35-2571401	67080Y107	67080Y115	67080Y131	67080Y123		PIF4Q16	1/10/2018	0.07700	0.01757
Nuveen Prospect Income Finance Portfolio, 4Q 2016	35-2571401	67080Y107	67080Y115	67080Y131	67080Y123		PIF4Q16	2/10/2018	0.07080	0.01616
Nuveen Prospect Income Finance Portfolio, 4Q 2016	35-2571401	67080Y107	67080Y115	67080Y131	67080Y123		PIF4Q16	3/10/2018	0.06940	0.01584
Nuveen Prospect Income Finance Portfolio, 4Q 2016	35-2571401	67080Y107	67080Y115	67080Y131	67080Y123		PIF4Q16	4/10/2018	0.06880	0.01570
Nuveen Prospect Income Finance Portfolio, 4Q 2016	35-2571401	67080Y107	67080Y115	67080Y131	67080Y123		PIF4Q16	5/10/2018	0.06710	0.01531
Nuveen Prospect Income Finance Portfolio, 4Q 2016	35-2571401	67080Y107	67080Y115	67080Y131	67080Y123		PIF4Q16	6/10/2018	0.06680	0.01524

Issuer's Name	EIN	CUSIP 1	CUSIP 2	CUSIP 3	CUSIP 4	CUSIP 5	Ticker Symbol	Date of Corporate Action	Distribution Per Unit	Per Unit Reduction of Taxpayer's Basis
Nuveen Prospect Income Finance Portfolio, 4Q 2016	35-2571401	67080Y107	67080Y115	67080Y131	67080Y123		PIF4Q16	7/10/2018	0.07160	0.01634
Nuveen Prospect Income Finance Portfolio, 4Q 2016	35-2571401	67080Y107	67080Y115	67080Y131	67080Y123		PIF4Q16	8/10/2018	0.09870	0.02252
Nuveen Prospect Income Finance Portfolio, 4Q 2016	35-2571401	67080Y107	67080Y115	67080Y131	67080Y123		PIF4Q16	9/10/2018	0.06690	0.01527
Nuveen Prospect Income Finance Portfolio, 4Q 2016	35-2571401	67080Y107	67080Y115	67080Y131	67080Y123		PIF4Q16	10/10/2018	0.06700	0.01529
Nuveen Prospect Energy and Power Income Portfolio,4Q 2016	35-2571400	67080Y149	67080Y156	67080Y172	67080Y164		PEP4Q16	1/10/2018	0.04650	0.02651
Nuveen Prospect Energy and Power Income Portfolio,4Q 2016	35-2571400	67080Y149	67080Y156	67080Y172	67080Y164		PEP4Q16	2/10/2018	0.05480	0.03124
Nuveen Prospect Energy and Power Income Portfolio,4Q 2016	35-2571400	67080Y149	67080Y156	67080Y172	67080Y164		PEP4Q16	3/10/2018	0.04670	0.02662
Nuveen Prospect Energy and Power Income Portfolio,4Q 2016	35-2571400	67080Y149	67080Y156	67080Y172	67080Y164		PEP4Q16	4/10/2018	0.04660	0.02656
Nuveen Prospect Energy and Power Income Portfolio,4Q 2016	35-2571400	67080Y149	67080Y156	67080Y172	67080Y164		PEP4Q16	5/10/2018	0.05290	0.03015
Nuveen Prospect Energy and Power Income Portfolio,4Q 2016	35-2571400	67080Y149	67080Y156	67080Y172	67080Y164		PEP4Q16	6/10/2018	0.04460	0.02542
Nuveen Prospect Energy and Power Income Portfolio,4Q 2016	35-2571400	67080Y149	67080Y156	67080Y172	67080Y164		PEP4Q16	7/10/2018	0.04460	0.02542
Nuveen Prospect Energy and Power Income Portfolio,4Q 2016	35-2571400	67080Y149	67080Y156	67080Y172	67080Y164		PEP4Q16	8/10/2018	0.00370	0.00370
Nuveen Prospect Energy and Power Income Portfolio,4Q 2016	35-2571400	67080Y149	67080Y156	67080Y172	67080Y164		PEP4Q16	8/10/2018	0.05010	0.02856
Nuveen Prospect Energy and Power Income Portfolio,4Q 2016	35-2571400	67080Y149	67080Y156	67080Y172	67080Y164		PEP4Q16	9/10/2018	0.04300	0.02451
Nuveen Prospect Energy and Power Income Portfolio,4Q 2016	35-2571400	67080Y149	67080Y156	67080Y172	67080Y164		PEP4Q16	10/10/2018	0.04470	0.02548
Nuveen TIAA ESG Global Dividend Portfolio, 2Q 2017	35-2587023	67092V109	67092V117	67092V133	67092V125		NED2Q17	1/10/2018	0.03280	0.01234
Nuveen TIAA ESG Global Dividend Portfolio, 2Q 2017	35-2587023	67092V109	67092V117	67092V133	67092V125		NED2Q17	2/10/2018	0.02400	0.00903
Nuveen TIAA ESG Global Dividend Portfolio, 2Q 2017	35-2587023	67092V109	67092V117	67092V133	67092V125		NED2Q17	3/10/2018	0.01020	0.00384
Nuveen TIAA ESG Global Dividend Portfolio, 2Q 2017	35-2587023	67092V109	67092V117	67092V133	67092V125		NED2Q17	4/10/2018	0.01850	0.00696
Nuveen TIAA ESG Global Dividend Portfolio, 2Q 2017	35-2587023	67092V109	67092V117	67092V133	67092V125		NED2Q17	5/10/2018	0.04660	0.01754
Nuveen TIAA ESG Global Dividend Portfolio, 2Q 2017	35-2587023	67092V109	67092V117	67092V133	67092V125		NED2Q17	6/10/2018	0.02940	0.01106
Nuveen TIAA ESG Global Dividend Portfolio, 2Q 2017	35-2587023	67092V109	67092V117	67092V133	67092V125		NED2Q17	7/10/2018	0.02890	0.01088
Nuveen TIAA ESG Global Dividend Portfolio, 2Q 2017	35-2587023	67092V109	67092V117	67092V133	67092V125		NED2Q17	8/10/2018	0.04700	0.01769
Nuveen TIAA ESG Global Dividend Portfolio, 2Q 2017	35-2587023	67092V109	67092V117	67092V133	67092V125		NED2Q17	9/10/2018	0.03090	0.01163
Nuveen TIAA ESG Global Dividend Portfolio, 2Q 2017	35-2587023	67092V109	67092V117	67092V133	67092V125		NED2Q17	10/10/2018	0.01640	0.00617
Nuveen TIAA ESG Global Dividend Portfolio, 2Q 2017	35-2587023	67092V109	67092V117	67092V133	67092V125		NED2Q17	11/10/2018	0.26740	0.17812
Nuveen TIAA ESG Global Dividend Portfolio, 2Q 2017	35-2587023	67092V109	67092V117	67092V133	67092V125		NED2Q17	12/10/2018	0.02840	0.01069
NUVEEN NWQ DIVERSIFIED INCOME PORTFOLIO, 1Q 2017	35-2576220	67092W107	67092W115	67092W131	67092W123		NDH1Q17	1/10/2018	0.04120	0.00495
NUVEEN NWQ DIVERSIFIED INCOME PORTFOLIO, 1Q 2017	35-2576220	67092W107	67092W115	67092W131	67092W123		NDH1Q17	2/10/2018	0.04120	0.00495
NUVEEN NWQ DIVERSIFIED INCOME PORTFOLIO, 1Q 2017	35-2576220	67092W107	67092W115	67092W131	67092W123		NDH1Q17	3/10/2018	0.04150	0.00499
NUVEEN NWQ DIVERSIFIED INCOME PORTFOLIO, 1Q 2017	35-2576220	67092W107	67092W115	67092W131	67092W123		NDH1Q17	4/10/2018	0.04150	0.00499
NUVEEN NWQ DIVERSIFIED INCOME PORTFOLIO, 1Q 2017	35-2576220	67092W107	67092W115	67092W131	67092W123		NDH1Q17	5/10/2018	0.04310	0.00518
NUVEEN NWQ DIVERSIFIED INCOME PORTFOLIO, 1Q 2017	35-2576220	67092W107	67092W115	67092W131	67092W123		NDH1Q17	6/10/2018	0.04290	0.00516
NUVEEN NWQ DIVERSIFIED INCOME PORTFOLIO, 1Q 2017	35-2576220	67092W107	67092W115	67092W131	67092W123		NDH1Q17	7/10/2018	0.04320	0.00519
NUVEEN NWQ DIVERSIFIED INCOME PORTFOLIO, 1Q 2017	35-2576220	67092W107	67092W115	67092W131	67092W123		NDH1Q17	8/10/2018	0.04300	0.00517
NUVEEN NWQ DIVERSIFIED INCOME PORTFOLIO, 1Q 2017	35-2576220	67092W107	67092W115	67092W131	67092W123		NDH1Q17	9/10/2018	0.04300	0.00517
NUVEEN NWQ DIVERSIFIED INCOME PORTFOLIO, 1Q 2017	35-2576220	67092W107	67092W115	67092W131	67092W123		NDH1Q17	10/10/2018	0.04300	0.00517
NUVEEN NWQ DIVERSIFIED INCOME PORTFOLIO, 1Q 2017	35-2576220	67092W107	67092W115	67092W131	67092W123		NDH1Q17	11/10/2018	0.04280	0.00514
NUVEEN NWQ DIVERSIFIED INCOME PORTFOLIO, 1Q 2017	35-2576220	67092W107	67092W115	67092W131	67092W123		NDH1Q17	12/10/2018	0.04270	0.00513
Nuveen NWQ Diversified Income Portfolio, 2Q 2017	35-2587024	67097A100	67097A118	67097A134	67097A126		NDI2Q17	1/10/2018	0.04020	0.00728
Nuveen NWQ Diversified Income Portfolio, 2Q 2017	35-2587024	67097A100	67097A118	67097A134	67097A126		NDI2Q17	2/10/2018	0.04020	0.00728
Nuveen NWQ Diversified Income Portfolio, 2Q 2017	35-2587024	67097A100	67097A118	67097A134	67097A126		NDI2Q17	3/10/2018	0.04040	0.00731
Nuveen NWQ Diversified Income Portfolio, 2Q 2017	35-2587024	67097A100	67097A118	67097A134	67097A126		NDI2Q17	4/10/2018	0.04040	0.00731
Nuveen NWQ Diversified Income Portfolio, 2Q 2017	35-2587024	67097A100	67097A118	67097A134	67097A126		NDI2Q17	5/10/2018	0.04030	0.00729
Nuveen NWQ Diversified Income Portfolio, 2Q 2017	35-2587024	67097A100	67097A118	67097A134	67097A126		NDI2Q17	6/10/2018	0.03930	0.00711
Nuveen NWQ Diversified Income Portfolio, 2Q 2017	35-2587024	67097A100	67097A118	67097A134	67097A126		NDI2Q17	7/10/2018	0.03950	0.00715
Nuveen NWQ Diversified Income Portfolio, 2Q 2017	35-2587024	67097A100	67097A118	67097A134	67097A126		NDI2Q17	8/10/2018	0.03930	0.00711
Nuveen NWQ Diversified Income Portfolio, 2Q 2017	35-2587024	67097A100	67097A118	67097A134	67097A126		NDI2Q17	9/10/2018	0.03920	0.00710
Nuveen NWQ Diversified Income Portfolio, 2Q 2017	35-2587024	67097A100	67097A118	67097A134	67097A126		NDI2Q17	10/10/2018	0.03920	0.00710
Nuveen NWQ Diversified Income Portfolio, 2Q 2017	35-2587024	67097A100	67097A118	67097A134	67097A126		NDI2Q17	11/10/2018	0.03910	0.00708
Nuveen NWQ Diversified Income Portfolio, 2Q 2017	35-2587024	67097A100	67097A118	67097A134	67097A126		NDI2Q17	12/10/2018	0.04000	0.00724
NUVEEN ARGUS MODERN INNOVATORS PORTFOLIO, 2Q 2017	35-2587026	67097G131	67097G115	67097G107	67097G123		AMI2Q17	12/19/2018	0.53780	0.01818
OHIO INVESTOR'S QUALITY TAX-EXEMPT TR, SER17	11-3833990	677384422					Q-OH17	1/10/2018	0.50000	0.01970
OHIO INVESTOR'S QUALITY TAX-EXEMPT TR, SER17	11-3833990	677384422					Q-OH17	2/10/2018	0.52000	0.02049
OHIO INVESTOR'S QUALITY TAX-EXEMPT TR, SER17	11-3833990	677384422					Q-OH17	3/10/2018	0.52000	0.02049
OHIO INVESTOR'S QUALITY TAX-EXEMPT TR, SER17	11-3833990	677384422					Q-OH17	4/10/2018	0.53000	0.02088
OHIO INVESTOR'S QUALITY TAX-EXEMPT TR, SER17	11-3833990	677384422					Q-OH17	5/10/2018	0.46000	0.01812
OHIO INVESTOR'S QUALITY TAX-EXEMPT TR, SER17	11-3833990	677384422					Q-OH17	6/10/2018	0.28000	0.01103
OHIO INVESTOR'S QUALITY TAX-EXEMPT TR, SER17	11-3833990	677384422					Q-OH17	7/10/2018	0.11000	0.00433
OHIO INVESTOR'S QUALITY TAX-EXEMPT TR, SER17	11-3833990	677384422					Q-OH17	8/10/2018	0.12000	0.00473
OHIO INVESTOR'S QUALITY TAX-EXEMPT TR, SER17	11-3833990	677384422					Q-OH17	9/10/2018	0.11000	0.00433

Issuer's Name	EIN	CUSIP 1	CUSIP 2	CUSIP 3	CUSIP 4	CUSIP 5	Ticker Symbol	Date of Corporate Action	Distribution Per Unit	Per Unit Reduction of Taxpayer's Basis
OHIO INVESTOR'S QUALITY TAX-EXEMPT TR, SER17	11-3833990	677384422					Q-OH17	10/10/2018	0.12000	0.00473
OHIO INVESTOR'S QUALITY TAX-EXEMPT TR, SER17	11-3833990	677384430					Q-OH17	5/10/2018	3.29000	0.12963
OHIO INVESTOR'S QUALITY TAX-EXEMPT TR, SER17	11-3833990	677384430	677384422				Q-OH17	5/10/2018	38.26000	38.03809
OHIO INVESTOR'S QUALITY TAX-EXEMPT TR, SER17	11-3833990	677384430	677384422				Q-OH17	6/10/2018	59.50000	59.15490
OHIO INVES QUALITY TAX-EXEMPT TR, SER 18	11-3841993	677384448					Q-OH18	1/10/2018	1.24000	0.05506
OHIO INVES QUALITY TAX-EXEMPT TR, SER 18	11-3841993	677384448					Q-OH18	2/10/2018	1.26000	0.05594
OHIO INVES QUALITY TAX-EXEMPT TR, SER 18	11-3841993	677384448					Q-OH18	3/10/2018	1.02000	0.04529
OHIO INVES QUALITY TAX-EXEMPT TR, SER 18	11-3841993	677384448					Q-OH18	4/10/2018	0.97000	0.04307
OHIO INVES QUALITY TAX-EXEMPT TR, SER 18	11-3841993	677384448					Q-OH18	5/10/2018	1.17000	0.05195
OHIO INVES QUALITY TAX-EXEMPT TR, SER 18	11-3841993	677384448					Q-OH18	6/10/2018	0.93000	0.04129
OHIO INVES QUALITY TAX-EXEMPT TR, SER 18	11-3841993	677384448					Q-OH18	7/10/2018	0.78000	0.03463
OHIO INVES QUALITY TAX-EXEMPT TR, SER 18	11-3841993	677384448					Q-OH18	8/10/2018	0.80000	0.03552
OHIO INVES QUALITY TAX-EXEMPT TR, SER 18	11-3841993	677384448					Q-OH18	9/10/2018	0.79000	0.03508
OHIO INVES QUALITY TAX-EXEMPT TR, SER 18	11-3841993	677384448					Q-OH18	10/10/2018	0.80000	0.03552
OHIO INVES QUALITY TAX-EXEMPT TR, SER 18	11-3841993	677384448					Q-OH18	11/10/2018	0.79000	0.03508
OHIO INVES QUALITY TAX-EXEMPT TR, SER 18	11-3841993	677384448					Q-OH18	12/10/2018	0.74000	0.03286
OHIO INVES QUALITY TAX-EXEMPT TR, SER 18	11-3841993	677384455	677384448				Q-OH18	3/10/2018	70.42000	69.87777
OHIO INVES QUALITY TAX-EXEMPT TR, SER 18	11-3841993	677384455					Q-OH18	5/10/2018	7.26000	0.32234
OHIO INVES QUALITY TAX-EXEMPT TR, SER 18	11-3841993	677384455	677384448				Q-OH18	6/10/2018	49.52000	49.13870
OHIO INVES QUALITY TAX-EXEMPT TR, SER 18	11-3841993	677384455					Q-OH18	11/10/2018	4.95000	0.21978
OHIO INVES QUALITY TAX-EXEMPT TR, SER 18	11-3841993	677384455	677384448				Q-OH18	12/10/2018	55.40000	54.97342
OHIO INVESTORS' QUALITY TAX-EXEMPT TRUST, SERIES19	30-0492378	677384471	677384463				Q-OH19	3/10/2018	356.81000	316.02662
OHIO INVESTORS' QUALITY TAX-EXEMPT TRUST, SERIES 20	26-4038361	677384497	677384489				Q-OH20	1/10/2018	104.75000	97.83650
OHIO INVESTORS' QUALITY TAX-EXEMPT TRUST, SERIES 20	26-4038361	677384497	677384489				Q-OH20	3/10/2018	355.70000	332.22380
OHIO INVESTORS' QUALITY TAX-EXEMPT TRUST, SERIES 20	26-4038361	677384497	677384489				Q-OH20	6/10/2018	106.31000	99.29354
OHIO INVESTORS' QUALITY TAX-EXEMPT TRUST, SERIES 20	26-4038361	677384497	677384489				Q-OH20	11/10/2018	89.35000	83.45290
OHIO INVESTORS' QUALITY TAX-EXEMPT TRUST, SERIES 20	26-4038361	677384497	677384489				Q-OH20	12/10/2018	17.73000	16.55982
OHIO INVESTORS QUALITY TAX-EXEMPT TRUSTSERIES 21	26-4623031	677384513	677384505				Q-OH21	1/10/2018	73.16000	72.65520
OHIO INVESTORS QUALITY TAX-EXEMPT TRUSTSERIES 21	26-4623031	677384513	677384505				Q-OH21	3/10/2018	74.54000	74.02567
OHIO INVESTORS QUALITY TAX-EXEMPT TRUSTSERIES 21	26-4623031	677384513	677384505				Q-OH21	5/10/2018	103.35000	102.63689
OHIO INVESTORS QUALITY TAX-EXEMPT TRUSTSERIES 21	26-4623031	677384513	677384505				Q-OH21	11/10/2018	204.08000	202.67185
OHIO INVESTORS QUALITY TAX-EXEMPT TRUST SERIES 22	27-0329686	677384539	677384521				Q-OH22	1/10/2018	72.55000	69.44486
OHIO INVESTORS QUALITY TAX-EXEMPT TRUST SERIES 22	27-0329686	677384539	677384521				Q-OH22	3/10/2018	154.37000	147.76296
OHIO INVESTORS QUALITY TAX-EXEMPT TRUST SERIES 22	27-0329686	677384539	677384521				Q-OH22	5/10/2018	92.50000	88.54100
OHIO INVESTORS QUALITY TAX-EXEMPT TRUST SERIES 22	27-0329686	677384539	677384521				Q-OH22	12/10/2018	184.42000	176.52682
CMS Taxable Municipal Trust 1	35-2583869	68043L109					CTMT001	6/10/2018	15.15000	0.85598
CMS Taxable Municipal Trust 1	35-2583869	68043L109					CTMT001	12/10/2018	15.15000	0.85598
CMS Taxable Municipal Trust 2 (Olden Lane Trust Series 8)	35-2600358	68045H106					CTMT002	6/10/2018	1.86000	1.86000
CMS Taxable Municipal Trust 2 (Olden Lane Trust Series 8)	35-2600358	68045H106					CTMT002	6/10/2018	16.83000	3.04455
CMS Taxable Municipal Trust 2 (Olden Lane Trust Series 8)	35-2600358	68045H106					CTMT002	9/10/2018	3.72000	3.72000
CMS Taxable Municipal Trust 2 (Olden Lane Trust Series 8)	35-2600358	68045H106					CTMT002	12/10/2018	15.21000	2.75149
Olden Lane Target Outcome Fund Series 4 Capped Performance Portfolio with Buffeo the SPDR S&P 500 ETF (Olden	35-2603966	68045K109	68045K117				SPB3Y004	2/10/2018	0.00170	0.00170
Olden Lane Target Outcome Fund Series 4 Capped Performance Portfolio with Buffeo the SPDR S&P 500 ETF (Olden	35-2603966	68045K109	68045K117				SPB3Y004	2/10/2018	0.22000	0.22000
PENNSYLVANIA INVESTORS' QUALITY TAX-EXEMPT TR, SER16	11-3834039	708841333	708841325				Q-PA16	3/10/2018	132.64000	131.02179
PENNSYLVANIA INVESTORS' QUALITY TAX-EXEMPT TR, SER16	11-3834039	708841333	708841325				Q-PA16	4/10/2018	250.85000	247.78963
PENNSYLVANIA INVESTORS' QUALITY TAX-EXEMPT TRUST, SERIES 17	11-3841997	708841358	708841341				Q-PA17	4/10/2018	47.56000	45.77650
PENNSYLVANIA INVESTORS' QUALITY TAX-EXEMPT TRUST, SERIES 17	11-3841997	708841358	708841341				Q-PA17	5/10/2018	69.15000	66.55688
PENNSYLVANIA INVESTORS' QUALITY TAX-EXEMPT TRUST, SERIES 17	11-3841997	708841358	708841341				Q-PA17	6/10/2018	133.98000	128.95575
PENNSYLVANIA INVESTORS' QUALITY TAX-EXEMPT TRUST, SERIES 18	30-0492337	708841374	708841366				Q-PA18	3/10/2018	146.51000	144.54677
PENNSYLVANIA INVESTORS' QUALITY TAX-EXEMPT TRUST, SERIES 18	30-0492337	708841374	708841366				Q-PA18	5/10/2018	175.66000	173.30616
PENNSYLVANIA INVESTORS' QUALITY TAX-EXEMPT TRUST, SERIES 18	30-0492337	708841374	708841366				Q-PA18	6/10/2018	56.18000	55.42719
PENNSYLVANIA INVESTORS' QUALITY TAX-EXEMPT TRUST, SERIES 18	30-0492337	708841374	708841366				Q-PA18	7/10/2018	99.07000	97.74246
PENNSYLVANIA INVESTORS' QUALITY TAX-EXEMPT TRUST, SERIES 19	32-0270413	708841390	708841382				Q-PA19	3/10/2018	81.60000	80.22912
PENNSYLVANIA INVESTORS' QUALITY TAX-EXEMPT TRUST, SERIES 19	32-0270413	708841390	708841382				Q-PA19	4/10/2018	239.61000	235.58455
PENNSYLVANIA INVESTORS' QUALITY TAX-EXEMPT TRUST, SERIES 19	32-0270413	708841390	708841382				Q-PA19	6/10/2018	31.25000	30.72500

Issuer's Name	EIN	CUSIP 1	CUSIP 2	CUSIP 3	CUSIP 4	CUSIP 5	Ticker Symbol	Date of Corporate Action	Distribution Per Unit	Per Unit Reduction of Taxpayer's Basis
PENNSYLVANIA INVESTORS' QUALITY TAX-EXEMPT TRUST,SERIES 19	32-0270413	708841390	708841382				Q-PA19	7/10/2018	48.04000	47.23293
PENNSYLVANIA INVESTORS' QUALITY TAX-EXEMPT TRUST,SERIES 19	32-0270413	708841390	708841382				Q-PA19	9/10/2018	46.15000	45.37468
PENNSYLVANIA INSURED MUNICIPALS INCOME TRUST SER315	11-3824240	70884H106					I-PA315	1/10/2018	0.06000	0.00435
PENNSYLVANIA INSURED MUNICIPALS INCOME TRUST SER315	11-3824240	70884H106					I-PA315	2/10/2018	0.07000	0.00508
PENNSYLVANIA INSURED MUNICIPALS INCOME TRUST SER315	11-3824240	70884H106					I-PA315	3/10/2018	0.08000	0.00580
PENNSYLVANIA INSURED MUNICIPALS INCOME TRUST SER315	11-3824240	70884H106					I-PA315	4/10/2018	0.08000	0.00580
PENNSYLVANIA INSURED MUNICIPALS INCOME TRUST SER315	11-3824240	70884H106					I-PA315	5/10/2018	0.08000	0.00580
PENNSYLVANIA INSURED MUNICIPALS INCOME TRUST SER315	11-3824240	70884H106					I-PA315	6/10/2018	0.07000	0.00508
PENNSYLVANIA INSURED MUNICIPALS INCOME TRUST SER315	11-3824240	70884H106					I-PA315	7/10/2018	0.16000	0.01160
PENNSYLVANIA INSURED MUNICIPALS INCOME TRUST SER315	11-3824240	70884H106					I-PA315	8/10/2018	0.09000	0.00653
PENNSYLVANIA INSURED MUNICIPALS INCOME TRUST SER315	11-3824240	70884H106					I-PA315	9/10/2018	0.08000	0.00580
PENNSYLVANIA INSURED MUNICIPALS INCOME TRUST SER315	11-3824240	70884H106					I-PA315	10/10/2018	0.08000	0.00580
PENNSYLVANIA INSURED MUNICIPALS INCOME TRUST SER315	11-3824240	70884H106					I-PA315	11/10/2018	0.09000	0.00653
PENNSYLVANIA INSURED MUNICIPALS INCOME TRUST SER315	11-3824240	70884H106					I-PA315	12/10/2018	0.08000	0.00580
PENNSYLVANIA INSURED MUNICIPALS INCOME TRUST SER315	11-3824240	70884H205					I-PA315	1/10/2018	0.36000	0.02610
PENNSYLVANIA INSURED MUNICIPALS INCOME TRUST SER315	11-3824240	70884H205					I-PA315	7/10/2018	0.55000	0.03988
PENNSYLVANIA INSURED MUNICIPALS INCOME TRUST,SERIES 316	11-3829114	70884H304					I-PA316	1/10/2018	0.45000	0.08091
PENNSYLVANIA INSURED MUNICIPALS INCOME TRUST,SERIES 316	11-3829114	70884H304					I-PA316	2/10/2018	0.49000	0.08810
PENNSYLVANIA INSURED MUNICIPALS INCOME TRUST,SERIES 316	11-3829114	70884H304					I-PA316	3/10/2018	0.52000	0.09350
PENNSYLVANIA INSURED MUNICIPALS INCOME TRUST,SERIES 316	11-3829114	70884H304					I-PA316	4/10/2018	0.52000	0.09350
PENNSYLVANIA INSURED MUNICIPALS INCOME TRUST,SERIES 316	11-3829114	70884H304					I-PA316	5/10/2018	0.50000	0.08990
PENNSYLVANIA INSURED MUNICIPALS INCOME TRUST,SERIES 316	11-3829114	70884H304					I-PA316	6/10/2018	0.49000	0.08810
PENNSYLVANIA INSURED MUNICIPALS INCOME TRUST,SERIES 316	11-3829114	70884H304					I-PA316	7/10/2018	0.65000	0.11687
PENNSYLVANIA INSURED MUNICIPALS INCOME TRUST,SERIES 316	11-3829114	70884H304					I-PA316	8/10/2018	0.51000	0.09170
PENNSYLVANIA INSURED MUNICIPALS INCOME TRUST,SERIES 316	11-3829114	70884H304					I-PA316	9/10/2018	0.50000	0.08990
PENNSYLVANIA INSURED MUNICIPALS INCOME TRUST,SERIES 316	11-3829114	70884H403					I-PA316	1/10/2018	5.90000	1.06082
PENNSYLVANIA INSURED MUNICIPALS INCOME TRUST,SERIES 316	11-3829114	70884H403					I-PA316	7/10/2018	3.21000	0.57716
QUALITY MUNICIPALS INCOME TRUST, 2ND LIMITED MATURITY SERIES	26-4201526	74757T122	74757T130				QMLM2	2/10/2018	37.03000	36.45233
QUALITY MUNICIPALS INCOME TRUST, 2ND LIMITED MATURITY SERIES	26-4201526	74757T122	74757T130				QMLM2	4/10/2018	99.27000	97.72139
QUALITY MUNICIPALS INCOME TRUST, 2ND LIMITED MATURITY SERIES	26-4201526	74757T122	74757T130				QMLM2	7/10/2018	213.48000	210.14971
QUALITY MUNICIPALS INCOME TRUST, 3RD LIMITEDMATURITY SERIES	26-4376908	74757T148					QMLM3	1/10/2018	2.29000	0.01466
QUALITY MUNICIPALS INCOME TRUST, 3RD LIMITEDMATURITY SERIES	26-4376908	74757T148					QMLM3	2/10/2018	2.28000	0.01459
QUALITY MUNICIPALS INCOME TRUST, 3RD LIMITEDMATURITY SERIES	26-4376908	74757T148					QMLM3	3/10/2018	2.15000	0.01376
QUALITY MUNICIPALS INCOME TRUST, 3RD LIMITEDMATURITY SERIES	26-4376908	74757T148	74757T155				QMLM3	3/10/2018	32.92000	32.92000
QUALITY MUNICIPALS INCOME TRUST, 3RD LIMITEDMATURITY SERIES	26-4376908	74757T148					QMLM3	4/10/2018	2.12000	0.01357
QUALITY MUNICIPALS INCOME TRUST, 3RD LIMITEDMATURITY SERIES	26-4376908	74757T148					QMLM3	5/10/2018	2.13000	0.01363
QUALITY MUNICIPALS INCOME TRUST, 3RD LIMITEDMATURITY SERIES	26-4376908	74757T148					QMLM3	6/10/2018	2.06000	0.01318
QUALITY MUNICIPALS INCOME TRUST, 3RD LIMITEDMATURITY SERIES	26-4376908	74757T148	74757T155				QMLM3	6/10/2018	47.88000	47.88000
QUALITY MUNICIPALS INCOME TRUST, 3RD LIMITEDMATURITY SERIES	26-4376908	74757T148					QMLM3	7/10/2018	1.88000	0.01203
QUALITY MUNICIPALS INCOME TRUST, 3RD LIMITEDMATURITY SERIES	26-4376908	74757T148	74757T155				QMLM3	7/10/2018	42.52000	42.52000
QUALITY MUNICIPALS INCOME TRUST, 3RD LIMITEDMATURITY SERIES	26-4376908	74757T148					QMLM3	8/10/2018	1.76000	0.01126
QUALITY MUNICIPALS INCOME TRUST, 3RD LIMITEDMATURITY SERIES	26-4376908	74757T148					QMLM3	9/10/2018	1.76000	0.01126
QUALITY MUNICIPALS INCOME TRUST, 3RD LIMITEDMATURITY SERIES	26-4376908	74757T148					QMLM3	10/10/2018	1.77000	0.01133
QUALITY MUNICIPALS INCOME TRUST, 3RD LIMITEDMATURITY SERIES	26-4376908	74757T148					QMLM3	11/10/2018	1.78000	0.01139
QUALITY MUNICIPALS INCOME TRUST, 3RD LIMITEDMATURITY SERIES	26-4376908	74757T148					QMLM3	12/10/2018	1.78000	0.01139
QUALITY MUNICIPALS INCOME TRUST, 3RD LIMITEDMATURITY SERIES	26-4376908	74757T155					QMLM3	1/10/2018	14.00000	0.08960
QUALITY MUNICIPALS INCOME TRUST, 3RD LIMITEDMATURITY SERIES	26-4376908	74757T155					QMLM3	7/10/2018	12.73000	0.08147
QUALITY MUNICIPALS INCOME TRUST 4TH LIMITEDMATURITY SERIES	26-4618540	74757T163					QMLM4	1/10/2018	2.12000	0.04622
QUALITY MUNICIPALS INCOME TRUST 4TH LIMITEDMATURITY SERIES	26-4618540	74757T163					QMLM4	2/10/2018	2.15000	0.04687
QUALITY MUNICIPALS INCOME TRUST 4TH LIMITEDMATURITY SERIES	26-4618540	74757T163					QMLM4	3/10/2018	2.16000	0.04709
QUALITY MUNICIPALS INCOME TRUST 4TH LIMITEDMATURITY SERIES	26-4618540	74757T163					QMLM4	4/10/2018	2.14000	0.04665
QUALITY MUNICIPALS INCOME TRUST 4TH LIMITEDMATURITY SERIES	26-4618540	74757T163					QMLM4	5/10/2018	2.10000	0.04578
QUALITY MUNICIPALS INCOME TRUST 4TH LIMITEDMATURITY SERIES	26-4618540	74757T163	74757T171				QMLM4	5/10/2018	22.27000	21.86469
QUALITY MUNICIPALS INCOME TRUST 4TH LIMITEDMATURITY SERIES	26-4618540	74757T163					QMLM4	6/10/2018	2.02000	0.04404
QUALITY MUNICIPALS INCOME TRUST 4TH LIMITEDMATURITY SERIES	26-4618540	74757T163					QMLM4	7/10/2018	2.03000	0.04425
QUALITY MUNICIPALS INCOME TRUST 4TH LIMITEDMATURITY SERIES	26-4618540	74757T163					QMLM4	8/10/2018	2.04000	0.04447
QUALITY MUNICIPALS INCOME TRUST 4TH LIMITEDMATURITY SERIES	26-4618540	74757T163					QMLM4	9/10/2018	2.05000	0.04469
QUALITY MUNICIPALS INCOME TRUST 4TH LIMITEDMATURITY SERIES	26-4618540	74757T163					QMLM4	10/10/2018	2.02000	0.04404
QUALITY MUNICIPALS INCOME TRUST 4TH LIMITEDMATURITY SERIES	26-4618540	74757T163					QMLM4	11/10/2018	2.02000	0.04404
QUALITY MUNICIPALS INCOME TRUST 4TH LIMITEDMATURITY SERIES	26-4618540	74757T163					QMLM4	12/10/2018	2.03000	0.04425
QUALITY MUNICIPALS INCOME TRUST 4TH LIMITEDMATURITY SERIES	26-4618540	74757T171					QMLM4	1/10/2018	14.35000	0.31283
QUALITY MUNICIPALS INCOME TRUST 4TH LIMITEDMATURITY SERIES	26-4618540	74757T171					QMLM4	7/10/2018	12.70000	0.27686

Issuer's Name	EIN	CUSIP 1	CUSIP 2	CUSIP 3	CUSIP 4	CUSIP 5	Ticker Symbol	Date of Corporate Action	Distribution Per Unit	Per Unit Reduction of Taxpayer's Basis
QUALITY MUNICIPALS INCOME TRUST 5TH LIMITEDMATURITY SERIES	26-4758604	74757T189	74757T197				QMLM5	1/10/2018	91.45000	89.03572
QUALITY MUNICIPALS INCOME TRUST 5TH LIMITEDMATURITY SERIES	26-4758604	74757T189	74757T197				QMLM5	7/10/2018	101.96000	99.26826
QUALITY MUNICIPALS INCOME TRUST 5TH LIMITEDMATURITY SERIES	26-4758604	74757T189	74757T197				QMLM5	9/10/2018	31.68000	30.84365
QUALITY MUNICIPALS INCOME TRUST 6TH LIMITEDMATURITY SERIES	27-0214378	74757T205	74757T213				QMLM6	1/10/2018	69.62000	67.12760
QUALITY MUNICIPALS INCOME TRUST 7TH LIMITEDMATURITY SERIES	27-0284473	74757T221	74757T239				QMLM7	2/10/2018	42.95000	40.65218
QUALITY MUNICIPALS INCOME TRUST 7TH LIMITEDMATURITY SERIES	27-0284473	74757T221	74757T239				QMLM7	7/10/2018	41.47000	39.25136
QUALITY MUNICIPALS INCOME TRUST 8TH LIMITEDMATURITY SERIES	27-0398551	74757T247	74757T254				QMLM8	1/10/2018	2.17000	0.00890
QUALITY MUNICIPALS INCOME TRUST 8TH LIMITEDMATURITY SERIES	27-0398551	74757T247	74757T254				QMLM8	2/10/2018	2.17000	0.00890
QUALITY MUNICIPALS INCOME TRUST 8TH LIMITEDMATURITY SERIES	27-0398551	74757T247	74757T254				QMLM8	2/10/2018	5.62000	5.56268
QUALITY MUNICIPALS INCOME TRUST 8TH LIMITEDMATURITY SERIES	27-0398551	74757T247	74757T254				QMLM8	2/10/2018	2.15000	0.00882
QUALITY MUNICIPALS INCOME TRUST 8TH LIMITEDMATURITY SERIES	27-0398551	74757T247	74757T254				QMLM8	4/10/2018	2.07000	0.00849
QUALITY MUNICIPALS INCOME TRUST 8TH LIMITEDMATURITY SERIES	27-0398551	74757T247	74757T254				QMLM8	4/10/2018	56.26000	55.68615
QUALITY MUNICIPALS INCOME TRUST 8TH LIMITEDMATURITY SERIES	27-0398551	74757T247	74757T254				QMLM8	5/10/2018	1.91000	0.00783
QUALITY MUNICIPALS INCOME TRUST 8TH LIMITEDMATURITY SERIES	27-0398551	74757T247	74757T254				QMLM8	6/10/2018	1.92000	0.00787
QUALITY MUNICIPALS INCOME TRUST 8TH LIMITEDMATURITY SERIES	27-0398551	74757T247	74757T254				QMLM8	7/10/2018	1.92000	0.00787
QUALITY MUNICIPALS INCOME TRUST 8TH LIMITEDMATURITY SERIES	27-0398551	74757T247	74757T254				QMLM8	8/10/2018	1.92000	0.00787
QUALITY MUNICIPALS INCOME TRUST 8TH LIMITEDMATURITY SERIES	27-0398551	74757T247	74757T254				QMLM8	9/10/2018	1.92000	0.00787
QUALITY MUNICIPALS INCOME TRUST 8TH LIMITEDMATURITY SERIES	27-0398551	74757T247	74757T254				QMLM8	10/10/2018	1.92000	0.00787
QUALITY MUNICIPALS INCOME TRUST 8TH LIMITEDMATURITY SERIES	27-0398551	74757T247	74757T254				QMLM8	11/10/2018	1.92000	0.00787
QUALITY MUNICIPALS INCOME TRUST 8TH LIMITEDMATURITY SERIES	27-0398551	74757T247	74757T254				QMLM8	12/10/2018	1.94000	0.00795
QUALITY MUNICIPALS INCOME TRUST 9TH LIMITEDMATURITY SERIES	27-0478317	74757T262	74757T270				QMLM9	5/10/2018	18.51000	16.94220
QUALITY MUNICIPAL INCOME TRUST 10TH LIMITEDMATURITY SERIES	27-0552063	74757T288	74757T296				QMLM10	1/10/2018	3.16000	0.07363
QUALITY MUNICIPAL INCOME TRUST 10TH LIMITEDMATURITY SERIES	27-0552063	74757T288	74757T296				QMLM10	2/10/2018	3.15000	0.07340
QUALITY MUNICIPAL INCOME TRUST 10TH LIMITEDMATURITY SERIES	27-0552063	74757T288	74757T296				QMLM10	3/10/2018	3.14000	0.07316
QUALITY MUNICIPAL INCOME TRUST 10TH LIMITEDMATURITY SERIES	27-0552063	74757T288	74757T296				QMLM10	4/10/2018	3.11000	0.07246
QUALITY MUNICIPAL INCOME TRUST 10TH LIMITEDMATURITY SERIES	27-0552063	74757T288	74757T296				QMLM10	4/10/2018	27.90000	26.05581
QUALITY MUNICIPAL INCOME TRUST 10TH LIMITEDMATURITY SERIES	27-0552063	74757T288	74757T296				QMLM10	5/10/2018	3.05000	0.07107
QUALITY MUNICIPAL INCOME TRUST 10TH LIMITEDMATURITY SERIES	27-0552063	74757T288	74757T296				QMLM10	6/10/2018	3.04000	0.07083
QUALITY MUNICIPAL INCOME TRUST 10TH LIMITEDMATURITY SERIES	27-0552063	74757T288	74757T296				QMLM10	7/10/2018	3.04000	0.07083
QUALITY MUNICIPAL INCOME TRUST 10TH LIMITEDMATURITY SERIES	27-0552063	74757T288	74757T296				QMLM10	8/10/2018	3.04000	0.07083
QUALITY MUNICIPAL INCOME TRUST 10TH LIMITEDMATURITY SERIES	27-0552063	74757T288	74757T296				QMLM10	9/10/2018	3.05000	0.07107
QUALITY MUNICIPAL INCOME TRUST 10TH LIMITEDMATURITY SERIES	27-0552063	74757T288	74757T296				QMLM10	10/10/2018	3.04000	0.07083
QUALITY MUNICIPAL INCOME TRUST 10TH LIMITEDMATURITY SERIES	27-0552063	74757T288	74757T296				QMLM10	11/10/2018	3.02000	0.07037
QUALITY MUNICIPAL INCOME TRUST 10TH LIMITEDMATURITY SERIES	27-0552063	74757T288	74757T296				QMLM10	12/10/2018	3.01000	0.07013
QUALITY MUNICIPALS INCOME TRUST 11TH LIMITEDMATURITY SERIES	27-0632336	74757T304	74757T312				QMLM11	1/10/2018	34.80000	32.96256
QUALITY MUNICIPALS INCOME TRUST 11TH LIMITEDMATURITY SERIES	27-0632336	74757T304	74757T312				QMLM11	5/10/2018	22.30000	21.12256
QUALITY MUNICIPALS INCOME TRUST 12TH LIMITEDMATURITY SERIES	27-0807200	74757T320	74757T338				QMLM12	1/10/2018	2.51000	0.09061
QUALITY MUNICIPALS INCOME TRUST 12TH LIMITEDMATURITY SERIES	27-0807200	74757T320	74757T338				QMLM12	2/10/2018	2.54000	0.09169
QUALITY MUNICIPALS INCOME TRUST 12TH LIMITEDMATURITY SERIES	27-0807200	74757T320	74757T338				QMLM12	3/10/2018	2.52000	0.09097
QUALITY MUNICIPALS INCOME TRUST 12TH LIMITEDMATURITY SERIES	27-0807200	74757T320	74757T338				QMLM12	4/10/2018	2.51000	0.09061
QUALITY MUNICIPALS INCOME TRUST 12TH LIMITEDMATURITY SERIES	27-0807200	74757T320	74757T338				QMLM12	5/10/2018	2.52000	0.09097
QUALITY MUNICIPALS INCOME TRUST 12TH LIMITEDMATURITY SERIES	27-0807200	74757T320	74757T338				QMLM12	6/10/2018	2.52000	0.09097
QUALITY MUNICIPALS INCOME TRUST 12TH LIMITEDMATURITY SERIES	27-0807200	74757T320	74757T338				QMLM12	7/10/2018	2.54000	0.09169
QUALITY MUNICIPALS INCOME TRUST 12TH LIMITEDMATURITY SERIES	27-0807200	74757T320	74757T338				QMLM12	8/10/2018	2.51000	0.09061
QUALITY MUNICIPALS INCOME TRUST 12TH LIMITEDMATURITY SERIES	27-0807200	74757T320	74757T338				QMLM12	9/10/2018	2.53000	0.09133
QUALITY MUNICIPALS INCOME TRUST 12TH LIMITEDMATURITY SERIES	27-0807200	74757T320	74757T338				QMLM12	10/10/2018	2.53000	0.09133
QUALITY MUNICIPALS INCOME TRUST 12TH LIMITEDMATURITY SERIES	27-0807200	74757T320	74757T338				QMLM12	11/10/2018	2.51000	0.09061
QUALITY MUNICIPALS INCOME TRUST 12TH LIMITEDMATURITY SERIES	27-0807200	74757T320	74757T338				QMLM12	12/10/2018	2.37000	0.08556
QUALITY MUNICIPALS INCOME TRUST 12TH LIMITEDMATURITY SERIES	27-0807200	74757T320	74757T338				QMLM12	12/10/2018	37.28000	33.67875
QUALITY MUNICIPALS INCOME TRUST 13TH LIMITEDMATURITY SERIES	27-0868128	74757T346	74757T353				QMLM13	1/10/2018	1.88000	0.01711
QUALITY MUNICIPALS INCOME TRUST 13TH LIMITEDMATURITY SERIES	27-0868128	74757T346	74757T353				QMLM13	2/10/2018	1.90000	0.01729
QUALITY MUNICIPALS INCOME TRUST 13TH LIMITEDMATURITY SERIES	27-0868128	74757T346	74757T353				QMLM13	3/10/2018	1.66000	0.01511
QUALITY MUNICIPALS INCOME TRUST 13TH LIMITEDMATURITY SERIES	27-0868128	74757T346	74757T353				QMLM13	3/10/2018	52.17000	51.99784
QUALITY MUNICIPALS INCOME TRUST 13TH LIMITEDMATURITY SERIES	27-0868128	74757T346	74757T353				QMLM13	4/10/2018	1.64000	0.01492
QUALITY MUNICIPALS INCOME TRUST 13TH LIMITEDMATURITY SERIES	27-0868128	74757T346	74757T353				QMLM13	5/10/2018	1.65000	0.01502
QUALITY MUNICIPALS INCOME TRUST 13TH LIMITEDMATURITY SERIES	27-0868128	74757T346	74757T353				QMLM13	6/10/2018	1.64000	0.01492
QUALITY MUNICIPALS INCOME TRUST 13TH LIMITEDMATURITY SERIES	27-0868128	74757T346	74757T353				QMLM13	7/10/2018	1.63000	0.01483
QUALITY MUNICIPALS INCOME TRUST 13TH LIMITEDMATURITY SERIES	27-0868128	74757T346	74757T353				QMLM13	8/10/2018	1.65000	0.01502

Issuer's Name	EIN	CUSIP 1	CUSIP 2	CUSIP 3	CUSIP 4	CUSIP 5	Ticker Symbol	Date of Corporate Action	Distribution Per Unit	Per Unit Reduction of Taxpayer's Basis
QUALITY MUNICIPALS INCOME TRUST 13TH LIMITEDMATURITY SERIES	27-0868128	74757T346	74757T353				QMLM13	9/10/2018	1.65000	0.01502
QUALITY MUNICIPALS INCOME TRUST 13TH LIMITEDMATURITY SERIES	27-0868128	74757T346	74757T353				QMLM13	10/10/2018	1.67000	0.01520
QUALITY MUNICIPALS INCOME TRUST 13TH LIMITEDMATURITY SERIES	27-0868128	74757T346	74757T353				QMLM13	11/10/2018	1.65000	0.01502
QUALITY MUNICIPALS INCOME TRUST 13TH LIMITEDMATURITY SERIES	27-0868128	74757T346	74757T353				QMLM13	12/10/2018	1.54000	0.01401
QUALITY MUNICIPALS INCOME TRUST 13TH LIMITEDMATURITY SERIES	27-0868128	74757T346	74757T353				QMLM13	12/10/2018	72.13000	71.89197
QUALITY MUNICIPALS INCOME TRUST 14TH LIMITEDMATURITY SERIES	27-1044382	74757T361	74757T379				QMLM14	3/10/2018	75.74000	75.26284
QUALITY MUNICIPALS INCOME TRUST 14TH LIMITEDMATURITY SERIES	27-1044382	74757T361	74757T379				QMLM14	5/10/2018	31.97000	31.76859
QUALITY MUNICIPALS INCOME TRUST 14TH LIMITEDMATURITY SERIES	27-1044382	74757T361	74757T379				QMLM14	6/10/2018	77.28000	76.79314
QUALITY MUNICIPALS INCOME TRUST 14TH LIMITEDMATURITY SERIES	27-1044382	74757T361	74757T379				QMLM14	7/10/2018	14.34000	14.24966
QUALITY MUNICIPALS INCOME TRUST 14TH LIMITEDMATURITY SERIES	27-1044382	74757T361	74757T379				QMLM14	10/10/2018	21.75000	21.61298
QUALITY MUNICIPALS INCOME TRUST 15TH LIMITEDMATURITY SERIES	27-1227830	74757T387	74757T395				QMLM15	7/10/2018	28.47000	28.31911
QUALITY MUNICIPALS INCOME TRUST 15TH LIMITEDMATURITY SERIES	27-1227830	74757T387	74757T395				QMLM15	8/10/2018	7.81000	7.76861
QUALITY MUNICIPALS INCOME TRUST 15TH LIMITEDMATURITY SERIES	27-1227830	74757T387	74757T395				QMLM15	9/10/2018	41.37000	41.15074
QUALITY MUNICIPALS INCOME TRUST 16TH LIMITEDMATURITY SERIES	27-1371917	74757T403	74757T411				QMLM16	4/10/2018	39.54000	39.19205
QUALITY MUNICIPALS INCOME TRUST 16TH LIMITEDMATURITY SERIES	27-1371917	74757T403	74757T411				QMLM16	7/10/2018	33.64000	33.34397
QUALITY MUNICIPALS INCOME TRUST 16TH LIMITEDMATURITY SERIES	27-1371917	74757T403	74757T411				QMLM16	8/10/2018	42.07000	41.69978
QUALITY MUNICIPALS INCOME TRUST 16TH LIMITEDMATURITY SERIES	27-1371917	74757T403	74757T411				QMLM16	12/10/2018	75.43000	74.76622
QUALITY MUNICIPALS INCOME TRUST 17TH LIMITEDMATURITY SERIES	27-1574822	74757T429	74757T437				QMLM17	1/10/2018	0.93000	0.05682
QUALITY MUNICIPALS INCOME TRUST 17TH LIMITEDMATURITY SERIES	27-1574822	74757T429	74757T437				QMLM17	2/10/2018	0.93000	0.05682
QUALITY MUNICIPALS INCOME TRUST 17TH LIMITEDMATURITY SERIES	27-1574822	74757T429	74757T437				QMLM17	3/10/2018	0.94000	0.05743
QUALITY MUNICIPALS INCOME TRUST 17TH LIMITEDMATURITY SERIES	27-1574822	74757T429	74757T437				QMLM17	4/10/2018	0.93000	0.05682
QUALITY MUNICIPALS INCOME TRUST 17TH LIMITEDMATURITY SERIES	27-1574822	74757T429	74757T437				QMLM17	5/10/2018	0.95000	0.05805
QUALITY MUNICIPALS INCOME TRUST 17TH LIMITEDMATURITY SERIES	27-1574822	74757T429	74757T437				QMLM17	6/10/2018	0.93000	0.05682
QUALITY MUNICIPALS INCOME TRUST 17TH LIMITEDMATURITY SERIES	27-1574822	74757T429	74757T437				QMLM17	7/10/2018	0.90000	0.05499
QUALITY MUNICIPALS INCOME TRUST 17TH LIMITEDMATURITY SERIES	27-1574822	74757T429	74757T437				QMLM17	7/10/2018	15.97000	15.78475
QUALITY MUNICIPALS INCOME TRUST 17TH LIMITEDMATURITY SERIES	27-1574822	74757T429	74757T437				QMLM17	8/10/2018	0.86000	0.05255
QUALITY MUNICIPALS INCOME TRUST 17TH LIMITEDMATURITY SERIES	27-1574822	74757T429	74757T437				QMLM17	9/10/2018	0.86000	0.05255
QUALITY MUNICIPALS INCOME TRUST 17TH LIMITEDMATURITY SERIES	27-1574822	74757T429	74757T437				QMLM17	10/10/2018	0.86000	0.05255
QUALITY MUNICIPALS INCOME TRUST 17TH LIMITEDMATURITY SERIES	27-1574822	74757T429	74757T437				QMLM17	11/10/2018	0.87000	0.05316
QUALITY MUNICIPALS INCOME TRUST 17TH LIMITEDMATURITY SERIES	27-1574822	74757T429	74757T437				QMLM17	12/10/2018	0.87000	0.05316
QUALITY MUNICIPALS INCOME TRUST 18TH LIMITEDMATURITY SERIES	27-1766576	74757T445	74757T452				QMLM18	2/10/2018	57.71000	54.85336
QUALITY MUNICIPALS INCOME TRUST 18TH LIMITEDMATURITY SERIES	27-1766576	74757T445	74757T452				QMLM18	10/10/2018	15.05000	14.30503
QUALITY MUNICIPALS INCOME TRUST 20TH LIMITEDMATURITY SERIES	27-2062636	74757T486	74757T494				QMLM20	1/10/2018	0.95000	0.09253
QUALITY MUNICIPALS INCOME TRUST 20TH LIMITEDMATURITY SERIES	27-2062636	74757T486	74757T494				QMLM20	2/10/2018	0.95000	0.09253
QUALITY MUNICIPALS INCOME TRUST 20TH LIMITEDMATURITY SERIES	27-2062636	74757T486	74757T494				QMLM20	3/10/2018	0.97000	0.09448
QUALITY MUNICIPALS INCOME TRUST 20TH LIMITEDMATURITY SERIES	27-2062636	74757T486	74757T494				QMLM20	4/10/2018	0.97000	0.09448
QUALITY MUNICIPALS INCOME TRUST 20TH LIMITEDMATURITY SERIES	27-2062636	74757T486	74757T494				QMLM20	5/10/2018	0.96000	0.09350
QUALITY MUNICIPALS INCOME TRUST 20TH LIMITEDMATURITY SERIES	27-2062636	74757T486	74757T494				QMLM20	6/10/2018	0.97000	0.09448
QUALITY MUNICIPALS INCOME TRUST 20TH LIMITEDMATURITY SERIES	27-2062636	74757T486	74757T494				QMLM20	7/10/2018	0.99000	0.09643
QUALITY MUNICIPALS INCOME TRUST 20TH LIMITEDMATURITY SERIES	27-2062636	74757T486	74757T494				QMLM20	8/10/2018	0.97000	0.09448
QUALITY MUNICIPALS INCOME TRUST 20TH LIMITEDMATURITY SERIES	27-2062636	74757T486	74757T494				QMLM20	9/10/2018	0.95000	0.09253
QUALITY MUNICIPALS INCOME TRUST 20TH LIMITEDMATURITY SERIES	27-2062636	74757T486	74757T494				QMLM20	10/10/2018	0.96000	0.09350
QUALITY MUNICIPALS INCOME TRUST 20TH LIMITEDMATURITY SERIES	27-2062636	74757T486	74757T494				QMLM20	11/10/2018	0.96000	0.09350
QUALITY MUNICIPALS INCOME TRUST 20TH LIMITEDMATURITY SERIES	27-2062636	74757T486	74757T494				QMLM20	12/10/2018	0.97000	0.09448
QUALITY MUNICIPALS INCOME TRUST 21ST LIMITEDMATURITY SERIES	27-2237090	74757T502	74757T510				QMLM21	1/10/2018	1.55000	0.04247
QUALITY MUNICIPALS INCOME TRUST 21ST LIMITEDMATURITY SERIES	27-2237090	74757T502	74757T510				QMLM21	2/10/2018	1.55000	0.04247
QUALITY MUNICIPALS INCOME TRUST 21ST LIMITEDMATURITY SERIES	27-2237090	74757T502	74757T510				QMLM21	3/10/2018	1.55000	0.04247
QUALITY MUNICIPALS INCOME TRUST 21ST LIMITEDMATURITY SERIES	27-2237090	74757T502	74757T510				QMLM21	4/10/2018	1.55000	0.04247
QUALITY MUNICIPALS INCOME TRUST 21ST LIMITEDMATURITY SERIES	27-2237090	74757T502	74757T510				QMLM21	5/10/2018	1.43000	0.03918
QUALITY MUNICIPALS INCOME TRUST 21ST LIMITEDMATURITY SERIES	27-2237090	74757T502	74757T510				QMLM21	5/10/2018	47.89000	47.84211
QUALITY MUNICIPALS INCOME TRUST 21ST LIMITEDMATURITY SERIES	27-2237090	74757T502	74757T510				QMLM21	6/10/2018	1.35000	0.03699
QUALITY MUNICIPALS INCOME TRUST 21ST LIMITEDMATURITY SERIES	27-2237090	74757T502	74757T510				QMLM21	7/10/2018	1.32000	0.03617
QUALITY MUNICIPALS INCOME TRUST 21ST LIMITEDMATURITY SERIES	27-2237090	74757T502	74757T510				QMLM21	7/10/2018	22.46000	22.43754
QUALITY MUNICIPALS INCOME TRUST 21ST LIMITEDMATURITY SERIES	27-2237090	74757T502	74757T510				QMLM21	8/10/2018	1.25000	0.03425
QUALITY MUNICIPALS INCOME TRUST 21ST LIMITEDMATURITY SERIES	27-2237090	74757T502	74757T510				QMLM21	9/10/2018	1.25000	0.03425
QUALITY MUNICIPALS INCOME TRUST 21ST LIMITEDMATURITY SERIES	27-2237090	74757T502	74757T510				QMLM21	10/10/2018	1.25000	0.03425
QUALITY MUNICIPALS INCOME TRUST 21ST LIMITEDMATURITY SERIES	27-2237090	74757T502	74757T510				QMLM21	11/10/2018	1.26000	0.03452
QUALITY MUNICIPALS INCOME TRUST 21ST LIMITEDMATURITY SERIES	27-2237090	74757T502	74757T510				QMLM21	12/10/2018	1.26000	0.03452
QUALITY MUNICIPALS INCOME TRUST 22ND LIMITEDMATURITY SERIES	27-2461339	74757T528	74757T536				QMLM22	1/10/2018	2.08000	0.09173

Issuer's Name	EIN	CUSIP 1	CUSIP 2	CUSIP 3	CUSIP 4	CUSIP 5	Ticker Symbol	Date of Corporate Action	Distribution Per Unit	Per Unit Reduction of Taxpayer's Basis
QUALITY MUNICIPALS INCOME TRUST 22ND LIMITEDMATURITY SERIES	27-2461339	74757T528	74757T536				QMLM22	2/10/2018	2.09000	0.09217
QUALITY MUNICIPALS INCOME TRUST 22ND LIMITEDMATURITY SERIES	27-2461339	74757T528	74757T536				QMLM22	3/10/2018	2.10000	0.09261
QUALITY MUNICIPALS INCOME TRUST 22ND LIMITEDMATURITY SERIES	27-2461339	74757T528	74757T536				QMLM22	4/10/2018	2.10000	0.09261
QUALITY MUNICIPALS INCOME TRUST 22ND LIMITEDMATURITY SERIES	27-2461339	74757T528	74757T536				QMLM22	5/10/2018	2.11000	0.09305
QUALITY MUNICIPALS INCOME TRUST 22ND LIMITEDMATURITY SERIES	27-2461339	74757T528	74757T536				QMLM22	6/10/2018	2.11000	0.09305
QUALITY MUNICIPALS INCOME TRUST 22ND LIMITEDMATURITY SERIES	27-2461339	74757T528	74757T536				QMLM22	7/10/2018	2.11000	0.09305
QUALITY MUNICIPALS INCOME TRUST 22ND LIMITEDMATURITY SERIES	27-2461339	74757T528	74757T536				QMLM22	8/10/2018	2.12000	0.09349
QUALITY MUNICIPALS INCOME TRUST 22ND LIMITEDMATURITY SERIES	27-2461339	74757T528	74757T536				QMLM22	9/10/2018	2.03000	0.08952
QUALITY MUNICIPALS INCOME TRUST 22ND LIMITEDMATURITY SERIES	27-2461339	74757T528	74757T536				QMLM22	9/10/2018	65.95000	65.45538
QUALITY MUNICIPALS INCOME TRUST 22ND LIMITEDMATURITY SERIES	27-2461339	74757T528	74757T536				QMLM22	10/10/2018	1.83000	0.08070
QUALITY MUNICIPALS INCOME TRUST 22ND LIMITEDMATURITY SERIES	27-2461339	74757T528	74757T536				QMLM22	11/10/2018	1.84000	0.08114
QUALITY MUNICIPALS INCOME TRUST 22ND LIMITEDMATURITY SERIES	27-2461339	74757T528	74757T536				QMLM22	12/10/2018	1.72000	0.07585
QUALITY MUNICIPALS INCOME TRUST 22ND LIMITEDMATURITY SERIES	27-2461339	74757T528	74757T536				QMLM22	12/10/2018	72.94000	72.39295
QUALITY MUNICIPALS INCOME TRUST 23RD LIMITEDMATURITY SERIES	27-2798668	74757T544	74757T551				QMLM23	5/10/2018	48.37000	46.04824
QUALITY MUNICIPALS INCOME TRUST 24TH LIMITEDMATURITY SERIES	27-2951556	74757T569	74757T577				QMLM24	2/10/2018	24.06000	23.85068
QUALITY MUNICIPALS INCOME TRUST 24TH LIMITEDMATURITY SERIES	27-2951556	74757T569	74757T577				QMLM24	7/10/2018	38.40000	38.06592
QUALITY MUNICIPALS INCOME TRUST 24TH LIMITEDMATURITY SERIES	27-2951556	74757T569	74757T577				QMLM24	9/10/2018	50.52000	50.08048
QUALITY MUNICIPALS INCOME TRUST 25TH LIMITEDMATURITY SERIES	27-3043426	74757T585	74757T593				QMLM25	1/10/2018	2.34000	0.10998
QUALITY MUNICIPALS INCOME TRUST 25TH LIMITEDMATURITY SERIES	27-3043426	74757T585	74757T593				QMLM25	1/10/2018	28.59000	25.98259
QUALITY MUNICIPALS INCOME TRUST 25TH LIMITEDMATURITY SERIES	27-3043426	74757T585	74757T593				QMLM25	2/10/2018	2.26000	0.10622
QUALITY MUNICIPALS INCOME TRUST 25TH LIMITEDMATURITY SERIES	27-3043426	74757T585	74757T593				QMLM25	3/10/2018	2.30000	0.10810
QUALITY MUNICIPALS INCOME TRUST 25TH LIMITEDMATURITY SERIES	27-3043426	74757T585	74757T593				QMLM25	4/10/2018	2.28000	0.10716
QUALITY MUNICIPALS INCOME TRUST 25TH LIMITEDMATURITY SERIES	27-3043426	74757T585	74757T593				QMLM25	5/10/2018	2.26000	0.10622
QUALITY MUNICIPALS INCOME TRUST 25TH LIMITEDMATURITY SERIES	27-3043426	74757T585	74757T593				QMLM25	6/10/2018	2.26000	0.10622
QUALITY MUNICIPALS INCOME TRUST 25TH LIMITEDMATURITY SERIES	27-3043426	74757T585	74757T593				QMLM25	7/10/2018	2.28000	0.10716
QUALITY MUNICIPALS INCOME TRUST 25TH LIMITEDMATURITY SERIES	27-3043426	74757T585	74757T593				QMLM25	8/10/2018	2.26000	0.10622
QUALITY MUNICIPALS INCOME TRUST 25TH LIMITEDMATURITY SERIES	27-3043426	74757T585	74757T593				QMLM25	9/10/2018	2.27000	0.10669
QUALITY MUNICIPALS INCOME TRUST 25TH LIMITEDMATURITY SERIES	27-3043426	74757T585	74757T593				QMLM25	10/10/2018	2.27000	0.10669
QUALITY MUNICIPALS INCOME TRUST 25TH LIMITEDMATURITY SERIES	27-3043426	74757T585	74757T593				QMLM25	11/10/2018	2.26000	0.10622
QUALITY MUNICIPALS INCOME TRUST 25TH LIMITEDMATURITY SERIES	27-3043426	74757T585	74757T593				QMLM25	12/10/2018	2.26000	0.10622
QUALITY MUNICIPALS INCOME TRUST 26TH LIMITEDMATURITY SERIES	27-3127775	74757T601	74757T619				QMLM26	1/10/2018	32.23000	32.03340
QUALITY MUNICIPALS INCOME TRUST 26TH LIMITEDMATURITY SERIES	27-3127775	74757T601	74757T619				QMLM26	6/10/2018	124.80000	124.03872
QUALITY MUNICIPALS INCOME TRUST 27TH LIMITEDMATURITY SERIES	27-3327831	74757T627	74757T635				QMLM27	1/10/2018	2.27000	0.22814
QUALITY MUNICIPALS INCOME TRUST 27TH LIMITEDMATURITY SERIES	27-3327831	74757T627	74757T635				QMLM27	2/10/2018	2.27000	0.22814
QUALITY MUNICIPALS INCOME TRUST 27TH LIMITEDMATURITY SERIES	27-3327831	74757T627	74757T635				QMLM27	3/10/2018	2.28000	0.22914
QUALITY MUNICIPALS INCOME TRUST 27TH LIMITEDMATURITY SERIES	27-3327831	74757T627	74757T635				QMLM27	4/10/2018	2.28000	0.22914
QUALITY MUNICIPALS INCOME TRUST 27TH LIMITEDMATURITY SERIES	27-3327831	74757T627	74757T635				QMLM27	5/10/2018	2.27000	0.22814
QUALITY MUNICIPALS INCOME TRUST 27TH LIMITEDMATURITY SERIES	27-3327831	74757T627	74757T635				QMLM27	6/10/2018	2.27000	0.22814
QUALITY MUNICIPALS INCOME TRUST 27TH LIMITEDMATURITY SERIES	27-3327831	74757T627	74757T635				QMLM27	7/10/2018	2.28000	0.22914
QUALITY MUNICIPALS INCOME TRUST 27TH LIMITEDMATURITY SERIES	27-3327831	74757T627	74757T635				QMLM27	8/10/2018	2.28000	0.22914
QUALITY MUNICIPALS INCOME TRUST 27TH LIMITEDMATURITY SERIES	27-3327831	74757T627	74757T635				QMLM27	9/10/2018	2.23000	0.22412
QUALITY MUNICIPALS INCOME TRUST 27TH LIMITEDMATURITY SERIES	27-3327831	74757T627	74757T635				QMLM27	9/10/2018	10.88000	10.64934
QUALITY MUNICIPALS INCOME TRUST 27TH LIMITEDMATURITY SERIES	27-3327831	74757T627	74757T635				QMLM27	10/10/2018	2.23000	0.22412
QUALITY MUNICIPALS INCOME TRUST 27TH LIMITEDMATURITY SERIES	27-3327831	74757T627	74757T635				QMLM27	11/10/2018	2.24000	0.22512
QUALITY MUNICIPALS INCOME TRUST 27TH LIMITEDMATURITY SERIES	27-3327831	74757T627	74757T635				QMLM27	12/10/2018	2.24000	0.22512
QUALITY MUNICIPALS INCOME TRUST 28TH LIMITEDMATURITY SERIES	27-3566460	74757T643	74757T650				QMLM28	1/10/2018	2.73000	0.13814
QUALITY MUNICIPALS INCOME TRUST 28TH LIMITEDMATURITY SERIES	27-3566460	74757T643	74757T650				QMLM28	1/10/2018	52.43000	51.76938
QUALITY MUNICIPALS INCOME TRUST 28TH LIMITEDMATURITY SERIES	27-3566460	74757T643	74757T650				QMLM28	2/10/2018	2.56000	0.12954
QUALITY MUNICIPALS INCOME TRUST 28TH LIMITEDMATURITY SERIES	27-3566460	74757T643	74757T650				QMLM28	3/10/2018	2.56000	0.12954
QUALITY MUNICIPALS INCOME TRUST 28TH LIMITEDMATURITY SERIES	27-3566460	74757T643	74757T650				QMLM28	4/10/2018	2.56000	0.12954
QUALITY MUNICIPALS INCOME TRUST 28TH LIMITEDMATURITY SERIES	27-3566460	74757T643	74757T650				QMLM28	5/10/2018	2.56000	0.12954
QUALITY MUNICIPALS INCOME TRUST 28TH LIMITEDMATURITY SERIES	27-3566460	74757T643	74757T650				QMLM28	6/10/2018	2.58000	0.13055
QUALITY MUNICIPALS INCOME TRUST 28TH LIMITEDMATURITY SERIES	27-3566460	74757T643	74757T650				QMLM28	7/10/2018	2.52000	0.12751
QUALITY MUNICIPALS INCOME TRUST 28TH LIMITEDMATURITY SERIES	27-3566460	74757T643	74757T650				QMLM28	7/10/2018	13.61000	13.43851
QUALITY MUNICIPALS INCOME TRUST 28TH LIMITEDMATURITY SERIES	27-3566460	74757T643	74757T650				QMLM28	8/10/2018	2.50000	0.12650
QUALITY MUNICIPALS INCOME TRUST 28TH LIMITEDMATURITY SERIES	27-3566460	74757T643	74757T650				QMLM28	9/10/2018	2.51000	0.12701
QUALITY MUNICIPALS INCOME TRUST 28TH LIMITEDMATURITY SERIES	27-3566460	74757T643	74757T650				QMLM28	10/10/2018	2.51000	0.12701
QUALITY MUNICIPALS INCOME TRUST 28TH LIMITEDMATURITY SERIES	27-3566460	74757T643	74757T650				QMLM28	11/10/2018	2.52000	0.12751
QUALITY MUNICIPALS INCOME TRUST 28TH LIMITEDMATURITY SERIES	27-3566460	74757T643	74757T650				QMLM28	12/10/2018	2.53000	0.12802
QUALITY MUNICIPALS INCOME TRUST 29TH LIMITEDMATURITY SERIES	27-3666824	74757T668	74757T676				QMLM29	1/10/2018	1.77000	0.25152

Issuer's Name	EIN	CUSIP 1	CUSIP 2	CUSIP 3	CUSIP 4	CUSIP 5	Ticker Symbol	Date of Corporate Action	Distribution Per Unit	Per Unit Reduction of Taxpayer's Basis
QUALITY MUNICIPALS INCOME TRUST 29TH LIMITEDMATURITY SERIES	27-3666824	74757T668	74757T676				QMLM29	1/10/2018	18.92000	18.92000
QUALITY MUNICIPALS INCOME TRUST 29TH LIMITEDMATURITY SERIES	27-3666824	74757T668	74757T676				QMLM29	2/10/2018	1.72000	0.24441
QUALITY MUNICIPALS INCOME TRUST 29TH LIMITEDMATURITY SERIES	27-3666824	74757T668	74757T676				QMLM29	3/10/2018	1.72000	0.24441
QUALITY MUNICIPALS INCOME TRUST 29TH LIMITEDMATURITY SERIES	27-3666824	74757T668	74757T676				QMLM29	4/10/2018	1.72000	0.24441
QUALITY MUNICIPALS INCOME TRUST 29TH LIMITEDMATURITY SERIES	27-3666824	74757T668	74757T676				QMLM29	5/10/2018	1.72000	0.24441
QUALITY MUNICIPALS INCOME TRUST 29TH LIMITEDMATURITY SERIES	27-3666824	74757T668	74757T676				QMLM29	6/10/2018	1.73000	0.24583
QUALITY MUNICIPALS INCOME TRUST 29TH LIMITEDMATURITY SERIES	27-3666824	74757T668	74757T676				QMLM29	7/10/2018	1.68000	0.23873
QUALITY MUNICIPALS INCOME TRUST 29TH LIMITEDMATURITY SERIES	27-3666824	74757T668	74757T676				QMLM29	7/10/2018	10.52000	10.52000
QUALITY MUNICIPALS INCOME TRUST 29TH LIMITEDMATURITY SERIES	27-3666824	74757T668	74757T676				QMLM29	8/10/2018	1.68000	0.23873
QUALITY MUNICIPALS INCOME TRUST 29TH LIMITEDMATURITY SERIES	27-3666824	74757T668	74757T676				QMLM29	9/10/2018	1.69000	0.24015
QUALITY MUNICIPALS INCOME TRUST 29TH LIMITEDMATURITY SERIES	27-3666824	74757T668	74757T676				QMLM29	10/10/2018	1.67000	0.23731
QUALITY MUNICIPALS INCOME TRUST 29TH LIMITEDMATURITY SERIES	27-3666824	74757T668	74757T676				QMLM29	11/10/2018	1.66000	0.23589
QUALITY MUNICIPALS INCOME TRUST 29TH LIMITEDMATURITY SERIES	27-3666824	74757T668	74757T676				QMLM29	12/10/2018	1.66000	0.23589
QUALITY MUNICIPALS INCOME TRUST 30TH LIMITEDMATURITY SERIES	27-3893158	74757T684	74757T692				QMLM30	1/10/2018	2.53000	0.18014
QUALITY MUNICIPALS INCOME TRUST 30TH LIMITEDMATURITY SERIES	27-3893158	74757T684	74757T692				QMLM30	2/10/2018	2.51000	0.17871
QUALITY MUNICIPALS INCOME TRUST 30TH LIMITEDMATURITY SERIES	27-3893158	74757T684	74757T692				QMLM30	3/10/2018	2.51000	0.17871
QUALITY MUNICIPALS INCOME TRUST 30TH LIMITEDMATURITY SERIES	27-3893158	74757T684	74757T692				QMLM30	4/10/2018	2.51000	0.17871
QUALITY MUNICIPALS INCOME TRUST 30TH LIMITEDMATURITY SERIES	27-3893158	74757T684	74757T692				QMLM30	5/10/2018	2.51000	0.17871
QUALITY MUNICIPALS INCOME TRUST 30TH LIMITEDMATURITY SERIES	27-3893158	74757T684	74757T692				QMLM30	6/10/2018	2.51000	0.17871
QUALITY MUNICIPALS INCOME TRUST 30TH LIMITEDMATURITY SERIES	27-3893158	74757T684	74757T692				QMLM30	7/10/2018	2.51000	0.17871
QUALITY MUNICIPALS INCOME TRUST 30TH LIMITEDMATURITY SERIES	27-3893158	74757T684	74757T692				QMLM30	8/10/2018	2.52000	0.17942
QUALITY MUNICIPALS INCOME TRUST 30TH LIMITEDMATURITY SERIES	27-3893158	74757T684	74757T692				QMLM30	9/10/2018	2.53000	0.18014
QUALITY MUNICIPALS INCOME TRUST 30TH LIMITEDMATURITY SERIES	27-3893158	74757T684	74757T692				QMLM30	10/10/2018	2.51000	0.17871
QUALITY MUNICIPALS INCOME TRUST 30TH LIMITEDMATURITY SERIES	27-3893158	74757T684	74757T692				QMLM30	11/10/2018	2.51000	0.17871
QUALITY MUNICIPALS INCOME TRUST 30TH LIMITEDMATURITY SERIES	27-3893158	74757T684	74757T692				QMLM30	12/10/2018	2.51000	0.17871
QUALITY MUNICIPALS INCOME TRUST 31ST LIMITEDMATURITY SERIES	27-4113774	74757T700	74757T718				QMLM31	3/10/2018	52.17000	51.78916
QUALITY MUNICIPALS INCOME TRUST 31ST LIMITEDMATURITY SERIES	27-4113774	74757T700	74757T718				QMLM31	8/10/2018	28.83000	28.61954
QUALITY MUNICIPALS INCOME TRUST 31ST LIMITEDMATURITY SERIES	27-4113774	74757T700	74757T718				QMLM31	12/10/2018	17.05000	16.92554
QUALITY MUNICIPALS INCOME TRUST 32ND LIMITEDMATURITY SERIES	27-4395961	74757T726	74757T734				QMLM32	7/10/2018	59.87000	58.45108
QUALITY MUNICIPALS INCOME TRUST 32ND LIMITEDMATURITY SERIES	27-4395961	74757T726	74757T734				QMLM32	8/10/2018	57.06000	55.70768
QUALITY MUNICIPALS INCOME TRUST 33RD LIMITEDMATURITY SERIES	27-4530661	74757T742	74757T759				QMLM33	3/10/2018	70.49000	63.01806
QUALITY MUNICIPALS INCOME TRUST 34TH LIMITEDMATURITY SERIES	27-4686401	74757T767	74757T775				QMLM34	1/10/2018	39.92000	37.59666
QUALITY MUNICIPALS INCOME TRUST 34TH LIMITEDMATURITY SERIES	27-4686401	74757T767	74757T775				QMLM34	7/10/2018	65.25000	61.45245
QUALITY MUNICIPALS INCOME TRUST 36TH LIMITEDMATURITY SERIES	27-5272396	74757W125	74757W133				QMLM36	5/10/2018	27.01000	25.25435
QUALITY MUNICIPALS INCOME TRUST 36TH LIMITEDMATURITY SERIES	27-5272396	74757W125	74757W133				QMLM36	9/10/2018	37.90000	35.43650
QUALITY MUNICIPALS INCOME TRUST 37TH LIMITEDMATURITY SERIES	45-0606290	74757W141	74757W158				QMLM37	5/10/2018	46.35000	44.65359
QUALITY MUNICIPALS INCOME TRUST 37TH LIMITEDMATURITY SERIES	45-0606290	74757W141	74757W158				QMLM37	7/10/2018	94.35000	90.89679
QUALITY MUNICIPALS INCOME TRUST 38TH LIMITEDMATURITY SERIES	45-1285950	74757W166	74757W174				QMLM38	1/10/2018	59.91000	58.69383
QUALITY MUNICIPALS INCOME TRUST 38TH LIMITEDMATURITY SERIES	45-1285950	74757W166	74757W174				QMLM38	5/10/2018	70.50000	69.06885
QUALITY MUNICIPALS INCOME TRUST 38TH LIMITEDMATURITY SERIES	45-1285950	74757W166	74757W174				QMLM38	7/10/2018	87.03000	85.26329
QUALITY MUNICIPALS INCOME TRUST 39TH LIMITEDMATURITY SERIES	45-1640464	74757W182	74757W190				QMLM39	1/10/2018	55.88000	53.77891
QUALITY MUNICIPALS INCOME TRUST 39TH LIMITEDMATURITY SERIES	45-1640464	74757W182	74757W190				QMLM39	3/10/2018	138.56000	133.35014
QUALITY MUNICIPALS INCOME TRUST 40TH LIMITEDMATURITY SERIES	80-0717271	74757W208	74757W216				QMLM40	1/10/2018	2.48000	0.00521
QUALITY MUNICIPALS INCOME TRUST 40TH LIMITEDMATURITY SERIES	80-0717271	74757W208	74757W216				QMLM40	2/10/2018	2.49000	0.00523
QUALITY MUNICIPALS INCOME TRUST 40TH LIMITEDMATURITY SERIES	80-0717271	74757W208	74757W216				QMLM40	3/10/2018	2.51000	0.00527
QUALITY MUNICIPALS INCOME TRUST 40TH LIMITEDMATURITY SERIES	80-0717271	74757W208	74757W216				QMLM40	4/10/2018	2.50000	0.00525
QUALITY MUNICIPALS INCOME TRUST 40TH LIMITEDMATURITY SERIES	80-0717271	74757W208	74757W216				QMLM40	5/10/2018	2.46000	0.00517
QUALITY MUNICIPALS INCOME TRUST 40TH LIMITEDMATURITY SERIES	80-0717271	74757W208	74757W216				QMLM40	5/10/2018	40.52000	40.13101
QUALITY MUNICIPALS INCOME TRUST 40TH LIMITEDMATURITY SERIES	80-0717271	74757W208	74757W216				QMLM40	6/10/2018	2.30000	0.00483
QUALITY MUNICIPALS INCOME TRUST 40TH LIMITEDMATURITY SERIES	80-0717271	74757W208	74757W216				QMLM40	7/10/2018	2.30000	0.00483
QUALITY MUNICIPALS INCOME TRUST 40TH LIMITEDMATURITY SERIES	80-0717271	74757W208	74757W216				QMLM40	8/10/2018	2.31000	0.00485
QUALITY MUNICIPALS INCOME TRUST 40TH LIMITEDMATURITY SERIES	80-0717271	74757W208	74757W216				QMLM40	9/10/2018	2.26000	0.00475
QUALITY MUNICIPALS INCOME TRUST 40TH LIMITEDMATURITY SERIES	80-0717271	74757W208	74757W216				QMLM40	9/10/2018	39.20000	38.82368
QUALITY MUNICIPALS INCOME TRUST 40TH LIMITEDMATURITY SERIES	80-0717271	74757W208	74757W216				QMLM40	10/10/2018	2.14000	0.00449
QUALITY MUNICIPALS INCOME TRUST 40TH LIMITEDMATURITY SERIES	80-0717271	74757W208	74757W216				QMLM40	11/10/2018	2.15000	0.00452
QUALITY MUNICIPALS INCOME TRUST 40TH LIMITEDMATURITY SERIES	80-0717271	74757W208	74757W216				QMLM40	12/10/2018	2.14000	0.00449

Issuer's Name	EIN	CUSIP 1	CUSIP 2	CUSIP 3	CUSIP 4	CUSIP 5	Ticker Symbol	Date of Corporate Action	Distribution Per Unit	Per Unit Reduction of Taxpayer's Basis
Quality Municipal Income Trust, 20+ Year Series 197	35-2600464	74758A270	74758A262				QUAL197	8/10/2018	3.05000	0.52155
Quality Municipal Income Trust, 20+ Year Series 197	35-2600464	74758A270	74758A262				QUAL197	9/10/2018	3.06000	0.52326
Quality Municipal Income Trust, 20+ Year Series 197	35-2600464	74758A270	74758A262				QUAL197	10/10/2018	3.05000	0.52155
Quality Municipal Income Trust, 20+ Year Series 197	35-2600464	74758A270	74758A262				QUAL197	11/10/2018	3.06000	0.52326
Quality Municipal Income Trust, 20+ Year Series 197	35-2600464	74758A270	74758A262				QUAL197	12/10/2018	3.08000	0.52668
Quality Municipal Income Trust, 20+ Year Series 198	35-7195231	74758A296	74758A288				QUAL198	2/10/2018	2.61000	1.34754
Quality Municipal Income Trust, 20+ Year Series 198	35-7195231	74758A296	74758A288				QUAL198	3/10/2018	3.26000	1.68314
Quality Municipal Income Trust, 20+ Year Series 198	35-7195231	74758A296	74758A288				QUAL198	4/10/2018	3.28000	1.68314
Quality Municipal Income Trust, 20+ Year Series 198	35-7195231	74758A296	74758A288				QUAL198	5/10/2018	3.27000	1.68830
Quality Municipal Income Trust, 20+ Year Series 198	35-7195231	74758A296	74758A288				QUAL198	6/10/2018	3.26000	1.68314
Quality Municipal Income Trust, 20+ Year Series 198	35-7195231	74758A296	74758A288				QUAL198	7/10/2018	3.26000	1.68314
Quality Municipal Income Trust, 20+ Year Series 198	35-7195231	74758A296	74758A288				QUAL198	8/10/2018	3.26000	1.68314
Quality Municipal Income Trust, 20+ Year Series 198	35-7195231	74758A296	74758A288				QUAL198	9/10/2018	3.27000	1.68830
Quality Municipal Income Trust, 20+ Year Series 198	35-7195231	74758A296	74758A288				QUAL198	10/10/2018	3.27000	1.68830
Quality Municipal Income Trust, 20+ Year Series 198	35-7195231	74758A296	74758A288				QUAL198	11/10/2018	3.27000	1.68830
Quality Municipal Income Trust, 20+ Year Series 198	35-7195231	74758A296	74758A288				QUAL198	12/10/2018	3.27000	1.68830
Quality Municipal Income Trust, 20+ Year Series 199	35-2627603	74758A312	74758A304				QUAL199	7/10/2018	3.36000	1.88698
Quality Municipal Income Trust, 20+ Year Series 199	35-2627603	74758A312	74758A304				QUAL199	8/10/2018	3.15000	1.76904
Quality Municipal Income Trust, 20+ Year Series 199	35-2627603	74758A312	74758A304				QUAL199	9/10/2018	3.15000	1.76904
Quality Municipal Income Trust, 20+ Year Series 199	35-2627603	74758A312	74758A304				QUAL199	10/10/2018	3.15000	1.76904
Quality Municipal Income Trust, 20+ Year Series 199	35-2627603	74758A312	74758A304				QUAL199	11/10/2018	3.16000	1.77466
Quality Municipal Income Trust, 20+ Year Series 199	35-2627603	74758A312	74758A304				QUAL199	12/10/2018	3.15000	1.76904
Quality Municipal Income Trust, 20+ Year Series 200	35-2633792	74758A338	74758A320				QUAL200	9/10/2018	4.40000	3.40472
Quality Municipal Income Trust, 20+ Year Series 200	35-2633792	74758A338	74758A320				QUAL200	10/10/2018	3.08000	2.38330
Quality Municipal Income Trust, 20+ Year Series 200	35-2633792	74758A338	74758A320				QUAL200	11/10/2018	3.07000	2.37557
Quality Municipal Income Trust, 20+ Year Series 200	35-2633792	74758A338	74758A320				QUAL200	12/10/2018	3.09000	2.39104
Quality Municipal Income Trust, 20+ Year Series 201	35-2640016	74758A353	74758A346				QUAL201	11/10/2018	3.28000	2.86377
Quality Municipal Income Trust, 20+ Year Series 201	35-2640016	74758A353	74758A346				QUAL201	12/10/2018	3.19000	2.78519
SmartTrust®, Preferreds Plus Trust, Series 1	35-2563662	83183P109	83183P117	83183P133	83183P125		SMTRPP01	1/10/2018	0.07110	0.01438
SmartTrust®, Preferreds Plus Trust, Series 1	35-2563662	83183P109	83183P117	83183P133	83183P125		SMTRPP01	2/10/2018	0.02580	0.00522
SmartTrust®, Preferreds Plus Trust, Series 1	35-2563662	83183P109	83183P117	83183P133	83183P125		SMTRPP01	3/10/2018	0.02810	0.00568
SmartTrust®, Preferreds Plus Trust, Series 1	35-2563662	83183P109	83183P117	83183P133	83183P125		SMTRPP01	4/10/2018	0.06580	0.01330
SmartTrust®, Preferreds Plus Trust, Series 1	35-2563662	83183P109	83183P117	83183P133	83183P125		SMTRPP01	5/10/2018	0.02680	0.00542
SmartTrust®, Preferreds Plus Trust, Series 1	35-2563662	83183P109	83183P117	83183P133	83183P125		SMTRPP01	6/10/2018	0.02380	0.00481
SmartTrust, Dynamic Sector Income Trust, Series 16	35-2571352	83184Q106	83184Q114	83184Q130	83184Q122		SMTRDS16	1/10/2018	0.04770	0.01475
SmartTrust, Dynamic Sector Income Trust, Series 16	35-2571352	83184Q106	83184Q114	83184Q130	83184Q122		SMTRDS16	2/10/2018	0.03280	0.01014
SmartTrust, Dynamic Sector Income Trust, Series 16	35-2571352	83184Q106	83184Q114	83184Q130	83184Q122		SMTRDS16	3/10/2018	0.05310	0.01642
SmartTrust, Dynamic Sector Income Trust, Series 16	35-2571352	83184Q106	83184Q114	83184Q130	83184Q122		SMTRDS16	4/10/2018	0.04450	0.01376
SmartTrust, Dynamic Sector Income Trust, Series 16	35-2571352	83184Q106	83184Q114	83184Q130	83184Q122		SMTRDS16	5/10/2018	0.03480	0.01076
SmartTrust, Dynamic Sector Income Trust, Series 16	35-2571352	83184Q106	83184Q114	83184Q130	83184Q122		SMTRDS16	6/10/2018	0.05960	0.01843
SmartTrust, Dynamic Sector Income Trust, Series 16	35-2571352	83184Q106	83184Q114	83184Q130	83184Q122		SMTRDS16	7/10/2018	0.04740	0.01466
SmartTrust, Dynamic Sector Income Trust, Series 16	35-2571352	83184Q106	83184Q114	83184Q130	83184Q122		SMTRDS16	8/10/2018	0.03870	0.01197
SmartTrust, Dynamic Sector Income Trust, Series 16	35-2571352	83184Q106	83184Q114	83184Q130	83184Q122		SMTRDS16	9/10/2018	0.04600	0.01422
SmartTrust, Portfolio of Closed-End Funds Opportunities Trust, Series 11	35-2574356	83185B108	83185B116	83185B132	83185B124		SMTRIG11	1/10/2018	0.07310	0.01857
SmartTrust, Portfolio of Closed-End Funds Opportunities Trust, Series 11	35-2574356	83185B108	83185B116	83185B132	83185B124		SMTRIG11	2/10/2018	0.05040	0.01280
SmartTrust, Portfolio of Closed-End Funds Opportunities Trust, Series 11	35-2574356	83185B108	83185B116	83185B132	83185B124		SMTRIG11	3/10/2018	0.06070	0.01542
SmartTrust, Portfolio of Closed-End Funds Opportunities Trust, Series 11	35-2574356	83185B108	83185B116	83185B132	83185B124		SMTRIG11	4/10/2018	0.06080	0.01544
SmartTrust, Portfolio of Closed-End Funds Opportunities Trust, Series 11	35-2574356	83185B108	83185B116	83185B132	83185B124		SMTRIG11	5/10/2018	0.06030	0.01532
SmartTrust, Portfolio of Closed-End Funds Opportunities Trust, Series 11	35-2574356	83185B108	83185B116	83185B132	83185B124		SMTRIG11	6/10/2018	0.06020	0.01529
SmartTrust, Portfolio of Closed-End Funds Opportunities Trust, Series 11	35-2574356	83185B108	83185B116	83185B132	83185B124		SMTRIG11	7/10/2018	0.05990	0.01521
SmartTrust, Portfolio of Closed-End Funds Opportunities Trust, Series 11	35-2574356	83185B108	83185B116	83185B132	83185B124		SMTRIG11	8/10/2018	0.05970	0.01516
SmartTrust, Portfolio of Closed-End Funds Opportunities Trust, Series 11	35-2574356	83185B108	83185B116	83185B132	83185B124		SMTRIG11	9/10/2018	0.05970	0.01516
SmartTrust, Portfolio of Closed-End Funds Opportunities Trust, Series 11	35-2574356	83185B108	83185B116	83185B132	83185B124		SMTRIG11	10/10/2018	0.05970	0.01516
SmartTrust, Portfolio of Closed-End Funds Opportunities Trust, Series 11	35-2574356	83185B108	83185B116	83185B132	83185B124		SMTRIG11	11/10/2018	0.05970	0.01516
SmartTrust®, Adelante REIT Growth & Income Trust, Series 10	35-2574354	83185F109	83185F117	83185F133	83185F125		STREIT10	1/10/2018	0.04420	0.00446
SmartTrust®, Adelante REIT Growth & Income Trust, Series 10	35-2574354	83185F109	83185F117	83185F133	83185F125		STREIT10	2/10/2018	0.05660	0.00572
SmartTrust®, Adelante REIT Growth & Income Trust, Series 10	35-2574354	83185F109	83185F117	83185F133	83185F125		STREIT10	3/10/2018	0.02210	0.00223
SmartTrust®, Adelante REIT Growth & Income Trust, Series 10	35-2574354	83185F109	83185F117	83185F133	83185F125		STREIT10	4/10/2018	0.03790	0.00383
SmartTrust®, Adelante REIT Growth & Income Trust, Series 10	35-2574354	83185F109	83185F117	83185F133	83185F125		STREIT10	5/10/2018	0.05230	0.00528

Issuer's Name	EIN	CUSIP 1	CUSIP 2	CUSIP 3	CUSIP 4	CUSIP 5	Ticker Symbol	Date of Corporate Action	Distribution Per Unit	Per Unit Reduction of Taxpayer's Basis
SmartTrust®, Adelante REIT Growth & Income Trust, Series 10	35-2574354	83185F109	83185F117	83185F133	83185F125		STREIT10	6/10/2018	0.02160	0.00218
SmartTrust®, Adelante REIT Growth & Income Trust, Series 10	35-2574354	83185F109	83185F117	83185F133	83185F125		STREIT10	7/10/2018	0.03780	0.00382
SmartTrust®, Adelante REIT Growth & Income Trust, Series 10	35-2574354	83185F109	83185F117	83185F133	83185F125		STREIT10	8/10/2018	0.05200	0.00525
SmartTrust®, Adelante REIT Growth & Income Trust, Series 10	35-2574354	83185F109	83185F117	83185F133	83185F125		STREIT10	9/10/2018	0.02120	0.00214
SmartTrust®, Adelante REIT Growth & Income Trust, Series 10	35-2574354	83185F109	83185F117	83185F133	83185F125		STREIT10	10/10/2018	0.03620	0.00366
SmartTrust®, Adelante REIT Growth & Income Trust, Series 10	35-2574354	83185F109	83185F117	83185F133	83185F125		STREIT10	11/10/2018	0.05400	0.00545
SmartTrust®, Miller/Howard North American Energy Opportunities Trust, Series 5	35-2576202	83185H105	83185H113	83185H139	83185H121		SMTRMH05	3/10/2018	0.03830	0.03830
SmartTrust®, NASDAQ International Dividend Achievers Index Trust, Series 10	35-2576203	83185K108	83185K116	83185K132	83185K124		STNASD10	1/10/2018	0.02180	0.00811
SmartTrust®, NASDAQ International Dividend Achievers Index Trust, Series 10	35-2576203	83185K108	83185K116	83185K132	83185K124		STNASD10	2/10/2018	0.02070	0.00770
SmartTrust®, NASDAQ International Dividend Achievers Index Trust, Series 10	35-2576203	83185K108	83185K116	83185K132	83185K124		STNASD10	4/10/2018	0.03180	0.01184
SmartTrust®, NASDAQ International Dividend Achievers Index Trust, Series 10	35-2576203	83185K108	83185K116	83185K132	83185K124		STNASD10	5/10/2018	0.03150	0.01172
SmartTrust®, NASDAQ International Dividend Achievers Index Trust, Series 10	35-2576203	83185K108	83185K116	83185K132	83185K124		STNASD10	6/10/2018	0.03230	0.01202
SmartTrust®, NASDAQ International Dividend Achievers Index Trust, Series 10	35-2576203	83185K108	83185K116	83185K132	83185K124		STNASD10	7/10/2018	0.02050	0.00763
SmartTrust®, NASDAQ International Dividend Achievers Index Trust, Series 10	35-2576203	83185K108	83185K116	83185K132	83185K124		STNASD10	8/10/2018	0.03860	0.01437
SmartTrust®, NASDAQ International Dividend Achievers Index Trust, Series 10	35-2576203	83185K108	83185K116	83185K132	83185K124		STNASD10	9/10/2018	0.01780	0.00663
SmartTrust®, NASDAQ International Dividend Achievers Index Trust, Series 10	35-2576203	83185K108	83185K116	83185K132	83185K124		STNASD10	10/10/2018	0.03370	0.01254
SmartTrust®, NASDAQ International Dividend Achievers Index Trust, Series 10	35-2576203	83185K108	83185K116	83185K132	83185K124		STNASD10	11/10/2018	0.01560	0.00581
SmartTrust®, NASDAQ International Dividend Achievers Index Trust, Series 10	35-2576203	83185K108	83185K116	83185K132	83185K124		STNASD10	12/10/2018	0.01690	0.00629
SmartTrust®, Preferreds Plus Trust, Series 2	35-2574353	83185M104	83185M112	83185M138	83185M120		SMTRPP02	1/10/2018	0.06330	0.01191
SmartTrust®, Preferreds Plus Trust, Series 2	35-2574353	83185M104	83185M112	83185M138	83185M120		SMTRPP02	2/10/2018	0.02930	0.00551
SmartTrust®, Preferreds Plus Trust, Series 2	35-2574353	83185M104	83185M112	83185M138	83185M120		SMTRPP02	3/10/2018	0.04190	0.00789
SmartTrust®, Preferreds Plus Trust, Series 2	35-2574353	83185M104	83185M112	83185M138	83185M120		SMTRPP02	4/10/2018	0.05880	0.01107
SmartTrust®, Preferreds Plus Trust, Series 2	35-2574353	83185M104	83185M112	83185M138	83185M120		SMTRPP02	5/10/2018	0.03520	0.00662
SmartTrust®, Preferreds Plus Trust, Series 2	35-2574353	83185M104	83185M112	83185M138	83185M120		SMTRPP02	6/10/2018	0.03250	0.00612
SmartTrust®, Preferreds Plus Trust, Series 2	35-2574353	83185M104	83185M112	83185M138	83185M120		SMTRPP02	7/10/2018	0.06160	0.01159
SmartTrust®, Preferreds Plus Trust, Series 2	35-2574353	83185M104	83185M112	83185M138	83185M120		SMTRPP02	8/10/2018	0.03490	0.00657
SmartTrust®, Preferreds Plus Trust, Series 2	35-2574353	83185M104	83185M112	83185M138	83185M120		SMTRPP02	9/10/2018	0.03440	0.00647
SmartTrust®, Preferreds Plus Trust, Series 2	35-2574353	83185M104	83185M112	83185M138	83185M120		SMTRPP02	10/10/2018	0.05920	0.01114
SmartTrust®, Morningstar Dividend Yield Focus Trust, Series 16	35-2579836	83185V104	83185V112	83185V138	83185V120		SMTRMS16	1/10/2018	0.03910	0.01010
SmartTrust®, Morningstar Dividend Yield Focus Trust, Series 16	35-2579836	83185V104	83185V112	83185V138	83185V120		SMTRMS16	2/10/2018	0.02400	0.00620
SmartTrust®, Morningstar Dividend Yield Focus Trust, Series 16	35-2579836	83185V104	83185V112	83185V138	83185V120		SMTRMS16	3/10/2018	0.02430	0.00628
SmartTrust®, Morningstar Dividend Yield Focus Trust, Series 16	35-2579836	83185V104	83185V112	83185V138	83185V120		SMTRMS16	4/10/2018	0.03150	0.00814
SmartTrust®, Morningstar Dividend Yield Focus Trust, Series 16	35-2579836	83185V104	83185V112	83185V138	83185V120		SMTRMS16	5/10/2018	0.02420	0.00625
SmartTrust®, Morningstar Dividend Yield Focus Trust, Series 16	35-2579836	83185V104	83185V112	83185V138	83185V120		SMTRMS16	6/10/2018	0.01800	0.00465
SmartTrust®, Morningstar Dividend Yield Focus Trust, Series 16	35-2579836	83185V104	83185V112	83185V138	83185V120		SMTRMS16	7/10/2018	0.03910	0.01010
SmartTrust®, Morningstar Dividend Yield Focus Trust, Series 16	35-2579836	83185V104	83185V112	83185V138	83185V120		SMTRMS16	8/10/2018	0.02460	0.00636
SmartTrust®, Morningstar Dividend Yield Focus Trust, Series 16	35-2579836	83185V104	83185V112	83185V138	83185V120		SMTRMS16	9/10/2018	0.03390	0.00876
SmartTrust®, Morningstar Dividend Yield Focus Trust, Series 16	35-2579836	83185V104	83185V112	83185V138	83185V120		SMTRMS16	10/10/2018	0.02330	0.00602
SmartTrust®, Morningstar Dividend Yield Focus Trust, Series 16	35-2579836	83185V104	83185V112	83185V138	83185V120		SMTRMS16	11/10/2018	0.02450	0.00633
SmartTrust®, Morningstar Dividend Yield Focus Trust, Series 16	35-2579836	83185V104	83185V112	83185V138	83185V120		SMTRMS16	11/10/2018	0.02670	0.00819
SmartTrust®, Morningstar Dividend Yield Focus Trust, Series 16	35-2579836	83185V104	83185V112	83185V138	83185V120		SMTRMS16	12/10/2018	0.03170	0.00819
SmartTrust, Enhanced Value II Trust, Series 16	35-2574355	83185X100	83185X118	83185X134	83185X126		SMTREV16	1/10/2018	0.03600	0.01136
SmartTrust, Enhanced Value II Trust, Series 16	35-2574355	83185X100	83185X118	83185X134	83185X126		SMTREV16	2/10/2018	0.04280	0.01350
SmartTrust, Enhanced Value II Trust, Series 16	35-2574355	83185X100	83185X118	83185X134	83185X126		SMTREV16	3/10/2018	0.04060	0.01281
SmartTrust, Enhanced Value II Trust, Series 16	35-2574355	83185X100	83185X118	83185X134	83185X126		SMTREV16	4/10/2018	0.03450	0.01088
SmartTrust, Enhanced Value II Trust, Series 16	35-2574355	83185X100	83185X118	83185X134	83185X126		SMTREV16	5/10/2018	0.04320	0.01363
SmartTrust, Enhanced Value II Trust, Series 16	35-2574355	83185X100	83185X118	83185X134	83185X126		SMTREV16	6/10/2018	0.04920	0.01552
SmartTrust, Enhanced Value II Trust, Series 16	35-2574355	83185X100	83185X118	83185X134	83185X126		SMTREV16	6/10/2018	0.34060	0.34060
SmartTrust, Enhanced Value II Trust, Series 16	35-2574355	83185X100	83185X118	83185X134	83185X126		SMTREV16	7/10/2018	0.03300	0.01041
SmartTrust, Enhanced Value II Trust, Series 16	35-2574355	83185X100	83185X118	83185X134	83185X126		SMTREV16	8/10/2018	0.03870	0.01221
SmartTrust, Enhanced Value II Trust, Series 16	35-2574355	83185X100	83185X118	83185X134	83185X126		SMTREV16	9/10/2018	0.05530	0.01745
SmartTrust, Enhanced Value II Trust, Series 16	35-2574355	83185X100	83185X118	83185X134	83185X126		SMTREV16	10/10/2018	0.03830	0.01208
SmartTrust, Enhanced Value II Trust, Series 16	35-2574355	83185X100	83185X118	83185X134	83185X126		SMTREV16	11/10/2018	0.03870	0.01221
SmartTrust®, CEFA Select BDC Trust, Series 9	35-2583874	83186A109	83186A117	83186A133	83186A125		STBDC009	1/10/2018	0.08820	0.00977
SmartTrust®, CEFA Select BDC Trust, Series 9	35-2583874	83186A109	83186A117	83186A133	83186A125		STBDC009	3/10/2018	0.01960	0.00217
SmartTrust®, CEFA Select BDC Trust, Series 9	35-2583874	83186A109	83186A117	83186A133	83186A125		STBDC009	4/10/2018	0.18150	0.02011
SmartTrust®, CEFA Select BDC Trust, Series 9	35-2583874	83186A109	83186A117	83186A133	83186A125		STBDC009	5/10/2018	0.03140	0.00348
SmartTrust®, CEFA Select BDC Trust, Series 9	35-2583874	83186A109	83186A117	83186A133	83186A125		STBDC009	7/10/2018	0.22320	0.02473
SmartTrust®, CEFA Select BDC Trust, Series 9	35-2583874	83186A109	83186A117	83186A133	83186A125		STBDC009	9/10/2018	0.01070	0.00119
SmartTrust®, CEFA Select BDC Trust, Series 9	35-2583874	83186A109	83186A117	83186A133	83186A125		STBDC009	9/10/2018	1.06370	1.06370
SmartTrust®, CEFA Select BDC Trust, Series 9	35-2583874	83186A109	83186A117	83186A133	83186A125		STBDC009	10/10/2018	0.18220	0.02019

Issuer's Name	EIN	CUSIP 1	CUSIP 2	CUSIP 3	CUSIP 4	CUSIP 5	Ticker Symbol	Date of Corporate Action	Distribution Per Unit	Per Unit Reduction of Taxpayer's Basis
SmartTrust®, Morningstar Dividend Yield Select Trust, Series 1	35-2583876	83186D103	83186D111	83186D137	83186D129		SMTRMD01	1/10/2018	0.03470	0.00838
SmartTrust®, Morningstar Dividend Yield Select Trust, Series 1	35-2583876	83186D103	83186D111	83186D137	83186D129		SMTRMD01	2/10/2018	0.01000	0.00242
SmartTrust®, Morningstar Dividend Yield Select Trust, Series 1	35-2583876	83186D103	83186D111	83186D137	83186D129		SMTRMD01	3/10/2018	0.03720	0.00899
SmartTrust®, Morningstar Dividend Yield Select Trust, Series 1	35-2583876	83186D103	83186D111	83186D137	83186D129		SMTRMD01	4/10/2018	0.03270	0.00790
SmartTrust®, Morningstar Dividend Yield Select Trust, Series 1	35-2583876	83186D103	83186D111	83186D137	83186D129		SMTRMD01	5/10/2018	0.01040	0.00251
SmartTrust®, Morningstar Dividend Yield Select Trust, Series 1	35-2583876	83186D103	83186D111	83186D137	83186D129		SMTRMD01	6/10/2018	0.03600	0.00870
SmartTrust®, Morningstar Dividend Yield Select Trust, Series 1	35-2583876	83186D103	83186D111	83186D137	83186D129		SMTRMD01	7/10/2018	0.03470	0.00838
SmartTrust®, Morningstar Dividend Yield Select Trust, Series 1	35-2583876	83186D103	83186D111	83186D137	83186D129		SMTRMD01	8/10/2018	0.01040	0.00251
SmartTrust®, Morningstar Dividend Yield Select Trust, Series 1	35-2583876	83186D103	83186D111	83186D137	83186D129		SMTRMD01	9/10/2018	0.04330	0.01046
SmartTrust®, Morningstar Dividend Yield Select Trust, Series 1	35-2583876	83186D103	83186D111	83186D137	83186D129		SMTRMD01	10/10/2018	0.02870	0.00693
SmartTrust®, Morningstar Dividend Yield Select Trust, Series 1	35-2583876	83186D103	83186D111	83186D137	83186D129		SMTRMD01	11/10/2018	0.01040	0.00251
SmartTrust®, Morningstar Dividend Yield Select Trust, Series 1	35-2583876	83186D103	83186D111	83186D137	83186D129		SMTRMD01	11/10/2018	0.26420	0.14888
SmartTrust®, Morningstar Dividend Yield Select Trust, Series 1	35-2583876	83186D103	83186D111	83186D137	83186D129		SMTRMD01	12/10/2018	0.04130	0.00998
SmartTrust®, Dynamic Sector Income Trust, Series 17	35-2579900	83186G106	83186G114	83186G130	83186G122		SMTRDS17	1/10/2018	0.02850	0.00998
SmartTrust®, Dynamic Sector Income Trust, Series 17	35-2579900	83186G106	83186G114	83186G130	83186G122		SMTRDS17	2/10/2018	0.03590	0.01257
SmartTrust®, Dynamic Sector Income Trust, Series 17	35-2579900	83186G106	83186G114	83186G130	83186G122		SMTRDS17	3/10/2018	0.07210	0.02524
SmartTrust®, Dynamic Sector Income Trust, Series 17	35-2579900	83186G106	83186G114	83186G130	83186G122		SMTRDS17	4/10/2018	0.03030	0.01061
SmartTrust®, Dynamic Sector Income Trust, Series 17	35-2579900	83186G106	83186G114	83186G130	83186G122		SMTRDS17	5/10/2018	0.03500	0.01225
SmartTrust®, Dynamic Sector Income Trust, Series 17	35-2579900	83186G106	83186G114	83186G130	83186G122		SMTRDS17	6/10/2018	0.06940	0.02429
SmartTrust®, Dynamic Sector Income Trust, Series 17	35-2579900	83186G106	83186G114	83186G130	83186G122		SMTRDS17	7/10/2018	0.02760	0.00966
SmartTrust®, Dynamic Sector Income Trust, Series 17	35-2579900	83186G106	83186G114	83186G130	83186G122		SMTRDS17	8/10/2018	0.03790	0.01327
SmartTrust®, Dynamic Sector Income Trust, Series 17	35-2579900	83186G106	83186G114	83186G130	83186G122		SMTRDS17	9/10/2018	0.06690	0.02342
SmartTrust®, Dynamic Sector Income Trust, Series 17	35-2579900	83186G106	83186G114	83186G130	83186G122		SMTRDS17	10/10/2018	0.02930	0.01026
SmartTrust®, Dynamic Sector Income Trust, Series 17	35-2579900	83186G106	83186G114	83186G130	83186G122		SMTRDS17	11/10/2018	0.03530	0.01236
SmartTrust®, Dynamic Sector Income Trust, Series 17	35-2579900	83186G106	83186G114	83186G130	83186G122		SMTRDS17	12/10/2018	0.05960	0.02086
SmartTrust, Rising Interest Rates Hedge Trust, Series 8	35-2579897	83186J100	83186J118	83186J134	83186J126		STRIRH08	1/10/2018	0.04390	0.01007
SmartTrust, Rising Interest Rates Hedge Trust, Series 8	35-2579897	83186J100	83186J118	83186J134	83186J126		STRIRH08	2/10/2018	0.02800	0.00642
SmartTrust, Rising Interest Rates Hedge Trust, Series 8	35-2579897	83186J100	83186J118	83186J134	83186J126		STRIRH08	3/10/2018	0.06010	0.01378
SmartTrust, Rising Interest Rates Hedge Trust, Series 8	35-2579897	83186J100	83186J118	83186J134	83186J126		STRIRH08	4/10/2018	0.02310	0.00530
SmartTrust, Rising Interest Rates Hedge Trust, Series 8	35-2579897	83186J100	83186J118	83186J134	83186J126		STRIRH08	5/10/2018	0.02550	0.00585
SmartTrust, Rising Interest Rates Hedge Trust, Series 8	35-2579897	83186J100	83186J118	83186J134	83186J126		STRIRH08	6/10/2018	0.05480	0.01257
SmartTrust, Rising Interest Rates Hedge Trust, Series 8	35-2579897	83186J100	83186J118	83186J134	83186J126		STRIRH08	7/10/2018	0.02600	0.00596
SmartTrust, Rising Interest Rates Hedge Trust, Series 8	35-2579897	83186J100	83186J118	83186J134	83186J126		STRIRH08	8/10/2018	0.02790	0.00640
SmartTrust, Rising Interest Rates Hedge Trust, Series 8	35-2579897	83186J100	83186J118	83186J134	83186J126		STRIRH08	9/10/2018	0.05130	0.01176
SmartTrust, Rising Interest Rates Hedge Trust, Series 8	35-2579897	83186J100	83186J118	83186J134	83186J126		STRIRH08	10/10/2018	0.01420	0.01420
SmartTrust, Rising Interest Rates Hedge Trust, Series 8	35-2579897	83186J100	83186J118	83186J134	83186J126		STRIRH08	10/10/2018	0.03240	0.00743
SmartTrust, Rising Interest Rates Hedge Trust, Series 8	35-2579897	83186J100	83186J118	83186J134	83186J126		STRIRH08	11/10/2018	0.02470	0.00566
SmartTrust, Rising Interest Rates Hedge Trust, Series 8	35-2579897	83186J100	83186J118	83186J134	83186J126		STRIRH08	12/10/2018	0.04920	0.01128
SmartTrust®, Strategic Growth & Income Trust, Series 11	35-2579899	83186L105	83186L113	83186L139	83186L121		SMTRSG11	1/10/2018	0.05300	0.01325
SmartTrust®, Strategic Growth & Income Trust, Series 11	35-2579899	83186L105	83186L113	83186L139	83186L121		SMTRSG11	2/10/2018	0.04420	0.01105
SmartTrust®, Strategic Growth & Income Trust, Series 11	35-2579899	83186L105	83186L113	83186L139	83186L121		SMTRSG11	3/10/2018	0.05860	0.01465
SmartTrust®, Strategic Growth & Income Trust, Series 11	35-2579899	83186L105	83186L113	83186L139	83186L121		SMTRSG11	4/10/2018	0.04540	0.01135
SmartTrust®, Strategic Growth & Income Trust, Series 11	35-2579899	83186L105	83186L113	83186L139	83186L121		SMTRSG11	5/10/2018	0.04710	0.01178
SmartTrust®, Strategic Growth & Income Trust, Series 11	35-2579899	83186L105	83186L113	83186L139	83186L121		SMTRSG11	6/10/2018	0.05470	0.01368
SmartTrust®, Strategic Growth & Income Trust, Series 11	35-2579899	83186L105	83186L113	83186L139	83186L121		SMTRSG11	7/10/2018	0.04490	0.01123
SmartTrust®, Strategic Growth & Income Trust, Series 11	35-2579899	83186L105	83186L113	83186L139	83186L121		SMTRSG11	8/10/2018	0.04690	0.01173
SmartTrust®, Strategic Growth & Income Trust, Series 11	35-2579899	83186L105	83186L113	83186L139	83186L121		SMTRSG11	9/10/2018	0.10830	0.02708
SmartTrust®, Strategic Growth & Income Trust, Series 11	35-2579899	83186L105	83186L113	83186L139	83186L121		SMTRSG11	10/10/2018	0.04470	0.01118
SmartTrust®, Strategic Growth & Income Trust, Series 11	35-2579899	83186L105	83186L113	83186L139	83186L121		SMTRSG11	11/10/2018	0.04630	0.01158
SmartTrust®, Strategic Growth & Income Trust, Series 11	35-2579899	83186L105	83186L113	83186L139	83186L121		SMTRSG11	12/10/2018	0.05310	0.01328
SmartTrust®, Portfolio of Closed-End Fund Opportunities Trust, Series 12	35-2587093	83186M103	83186M111	83186M137	83186M129		SMTRIG12	1/10/2018	0.04130	0.01344
SmartTrust®, Portfolio of Closed-End Fund Opportunities Trust, Series 12	35-2587093	83186M103	83186M111	83186M137	83186M129		SMTRIG12	2/10/2018	0.04630	0.01507
SmartTrust®, Portfolio of Closed-End Fund Opportunities Trust, Series 12	35-2587093	83186M103	83186M111	83186M137	83186M129		SMTRIG12	3/10/2018	0.04730	0.01539
SmartTrust®, Portfolio of Closed-End Fund Opportunities Trust, Series 12	35-2587093	83186M103	83186M111	83186M137	83186M129		SMTRIG12	4/10/2018	0.08310	0.02704
SmartTrust®, Portfolio of Closed-End Fund Opportunities Trust, Series 12	35-2587093	83186M103	83186M111	83186M137	83186M129		SMTRIG12	5/10/2018	0.04630	0.01507
SmartTrust®, Portfolio of Closed-End Fund Opportunities Trust, Series 12	35-2587093	83186M103	83186M111	83186M137	83186M129		SMTRIG12	6/10/2018	0.04670	0.01520
SmartTrust®, Portfolio of Closed-End Fund Opportunities Trust, Series 12	35-2587093	83186M103	83186M111	83186M137	83186M129		SMTRIG12	7/10/2018	0.08230	0.02678
SmartTrust®, Portfolio of Closed-End Fund Opportunities Trust, Series 12	35-2587093	83186M103	83186M111	83186M137	83186M129		SMTRIG12	8/10/2018	0.04580	0.01490
SmartTrust®, Portfolio of Closed-End Fund Opportunities Trust, Series 12	35-2587093	83186M103	83186M111	83186M137	83186M129		SMTRIG12	9/10/2018	0.04640	0.01510
SmartTrust®, Portfolio of Closed-End Fund Opportunities Trust, Series 12	35-2587093	83186M103	83186M111	83186M137	83186M129		SMTRIG12	10/10/2018	0.08150	0.02652
SmartTrust®, Portfolio of Closed-End Fund Opportunities Trust, Series 12	35-2587093	83186M103	83186M111	83186M137	83186M129		SMTRIG12	11/10/2018	0.04590	0.01494
SmartTrust®, Portfolio of Closed-End Fund Opportunities Trust, Series 12	35-2587093	83186M103	83186M111	83186M137	83186M129		SMTRIG12	12/10/2018	0.04570	0.01487

Issuer's Name	EIN	CUSIP 1	CUSIP 2	CUSIP 3	CUSIP 4	CUSIP 5	Ticker Symbol	Date of Corporate Action	Distribution Per Unit	Per Unit Reduction of Taxpayer's Basis
SmartTrust®, Portfolio of Closed-End Fund Opportunities Trust, Series 12	35-2587093	83186M103	83186M111	83186M137	83186M129		SMTRIG12	12/31/2018	0.01030	0.00335
SmartTrust®, Enhanced Value II Trust, Series 17	35-2587090	83186P106	83186P114	83186P130	83186P122		SMTREV17	1/10/2018	0.03660	0.01513
SmartTrust®, Enhanced Value II Trust, Series 17	35-2587090	83186P106	83186P114	83186P130	83186P122		SMTREV17	2/10/2018	0.01530	0.00632
SmartTrust®, Enhanced Value II Trust, Series 17	35-2587090	83186P106	83186P114	83186P130	83186P122		SMTREV17	3/10/2018	0.05790	0.02393
SmartTrust®, Enhanced Value II Trust, Series 17	35-2587090	83186P106	83186P114	83186P130	83186P122		SMTREV17	3/10/2018	0.19890	0.19890
SmartTrust®, Enhanced Value II Trust, Series 17	35-2587090	83186P106	83186P114	83186P130	83186P122		SMTREV17	4/10/2018	0.03080	0.01273
SmartTrust®, Enhanced Value II Trust, Series 17	35-2587090	83186P106	83186P114	83186P130	83186P122		SMTREV17	5/10/2018	0.03760	0.01554
SmartTrust®, Enhanced Value II Trust, Series 17	35-2587090	83186P106	83186P114	83186P130	83186P122		SMTREV17	6/10/2018	0.05270	0.02178
SmartTrust®, Enhanced Value II Trust, Series 17	35-2587090	83186P106	83186P114	83186P130	83186P122		SMTREV17	6/10/2018	0.51490	0.51490
SmartTrust®, Enhanced Value II Trust, Series 17	35-2587090	83186P106	83186P114	83186P130	83186P122		SMTREV17	7/10/2018	0.03200	0.01323
SmartTrust®, Enhanced Value II Trust, Series 17	35-2587090	83186P106	83186P114	83186P130	83186P122		SMTREV17	8/10/2018	0.01780	0.00736
SmartTrust®, Enhanced Value II Trust, Series 17	35-2587090	83186P106	83186P114	83186P130	83186P122		SMTREV17	9/10/2018	0.04990	0.02062
SmartTrust®, Enhanced Value II Trust, Series 17	35-2587090	83186P106	83186P114	83186P130	83186P122		SMTREV17	10/10/2018	0.03450	0.01426
SmartTrust®, Enhanced Value II Trust, Series 17	35-2587090	83186P106	83186P114	83186P130	83186P122		SMTREV17	11/10/2018	0.01130	0.00467
SmartTrust®, Enhanced Value II Trust, Series 17	35-2587090	83186P106	83186P114	83186P130	83186P122		SMTREV17	12/10/2018	0.05030	0.02079
SmartTrust®, Preferreds Plus Trust, Series 3	35-2583875	83186T108	83186T116	83186T132	83186T124		SMTRPP03	1/10/2018	0.06750	0.01104
SmartTrust®, Preferreds Plus Trust, Series 3	35-2583875	83186T108	83186T116	83186T132	83186T124		SMTRPP03	2/10/2018	0.02100	0.00344
SmartTrust®, Preferreds Plus Trust, Series 3	35-2583875	83186T108	83186T116	83186T132	83186T124		SMTRPP03	3/10/2018	0.03680	0.00602
SmartTrust®, Preferreds Plus Trust, Series 3	35-2583875	83186T108	83186T116	83186T132	83186T124		SMTRPP03	4/10/2018	0.06480	0.01060
SmartTrust®, Preferreds Plus Trust, Series 3	35-2583875	83186T108	83186T116	83186T132	83186T124		SMTRPP03	5/10/2018	0.02660	0.00435
SmartTrust®, Preferreds Plus Trust, Series 3	35-2583875	83186T108	83186T116	83186T132	83186T124		SMTRPP03	6/10/2018	0.02930	0.00479
SmartTrust®, Preferreds Plus Trust, Series 3	35-2583875	83186T108	83186T116	83186T132	83186T124		SMTRPP03	7/10/2018	0.06600	0.01080
SmartTrust®, Preferreds Plus Trust, Series 3	35-2583875	83186T108	83186T116	83186T132	83186T124		SMTRPP03	8/10/2018	0.02640	0.00432
SmartTrust®, Preferreds Plus Trust, Series 3	35-2583875	83186T108	83186T116	83186T132	83186T124		SMTRPP03	9/10/2018	0.02980	0.00488
SmartTrust®, Preferreds Plus Trust, Series 3	35-2583875	83186T108	83186T116	83186T132	83186T124		SMTRPP03	10/10/2018	0.06480	0.01060
SmartTrust®, Preferreds Plus Trust, Series 3	35-2583875	83186T108	83186T116	83186T132	83186T124		SMTRPP03	11/10/2018	0.02070	0.00339
SmartTrust®, Preferreds Plus Trust, Series 3	35-2583875	83186T108	83186T116	83186T132	83186T124		SMTRPP03	12/10/2018	0.03570	0.00584
SmartTrust®, Sustainable Impact Investing Trust, Series 10	35-2590489	83187A108	83187A116	83187A132	83187A124		SMTRSI10	12/10/2018	0.19920	0.12524
SmartTrust®, Adelante REIT Growth & Income Trust, Series 11	35-2594889	83187B106	83187B114	83187B130	83187B122		STREIT11	3/10/2018	0.01580	0.00722
SmartTrust®, Adelante REIT Growth & Income Trust, Series 11	35-2594889	83187B106	83187B114	83187B130	83187B122		STREIT11	4/10/2018	0.03000	0.01372
SmartTrust®, Adelante REIT Growth & Income Trust, Series 11	35-2594889	83187B106	83187B114	83187B130	83187B122		STREIT11	5/10/2018	0.04410	0.02016
SmartTrust®, Adelante REIT Growth & Income Trust, Series 11	35-2594889	83187B106	83187B114	83187B130	83187B122		STREIT11	6/10/2018	0.01840	0.00841
SmartTrust®, Adelante REIT Growth & Income Trust, Series 11	35-2594889	83187B106	83187B114	83187B130	83187B122		STREIT11	7/10/2018	0.03010	0.01376
SmartTrust®, Adelante REIT Growth & Income Trust, Series 11	35-2594889	83187B106	83187B114	83187B130	83187B122		STREIT11	8/10/2018	0.04380	0.02003
SmartTrust®, Adelante REIT Growth & Income Trust, Series 11	35-2594889	83187B106	83187B114	83187B130	83187B122		STREIT11	9/10/2018	0.01810	0.00828
SmartTrust®, Adelante REIT Growth & Income Trust, Series 11	35-2594889	83187B106	83187B114	83187B130	83187B122		STREIT11	10/10/2018	0.03070	0.01404
SmartTrust®, Adelante REIT Growth & Income Trust, Series 11	35-2594889	83187B106	83187B114	83187B130	83187B122		STREIT11	11/10/2018	0.04360	0.01993
SmartTrust®, Adelante REIT Growth & Income Trust, Series 11	35-2594889	83187B106	83187B114	83187B130	83187B122		STREIT11	12/10/2018	0.01870	0.00855
SmartTrust®, Adelante REIT Growth & Income Trust, Series 11	35-2594889	83187B106	83187B114	83187B130	83187B122		STREIT11	12/31/2018	0.06510	0.02976
SmartTrust®, Enhanced Value II Trust, Series 18	35-2600371	83187F107	83187F115	83187F131	83187F123		SMTREV18	2/10/2018	0.03430	0.00677
SmartTrust®, Enhanced Value II Trust, Series 18	35-2600371	83187F107	83187F115	83187F131	83187F123		SMTREV18	3/10/2018	0.06040	0.01193
SmartTrust®, Enhanced Value II Trust, Series 18	35-2600371	83187F107	83187F115	83187F131	83187F123		SMTREV18	4/10/2018	0.02540	0.00502
SmartTrust®, Enhanced Value II Trust, Series 18	35-2600371	83187F107	83187F115	83187F131	83187F123		SMTREV18	5/10/2018	0.05680	0.01122
SmartTrust®, Enhanced Value II Trust, Series 18	35-2600371	83187F107	83187F115	83187F131	83187F123		SMTREV18	6/10/2018	0.06700	0.01323
SmartTrust®, Enhanced Value II Trust, Series 18	35-2600371	83187F107	83187F115	83187F131	83187F123		SMTREV18	7/10/2018	0.02590	0.00512
SmartTrust®, Enhanced Value II Trust, Series 18	35-2600371	83187F107	83187F115	83187F131	83187F123		SMTREV18	8/10/2018	0.02830	0.00559
SmartTrust®, Enhanced Value II Trust, Series 18	35-2600371	83187F107	83187F115	83187F131	83187F123		SMTREV18	9/10/2018	0.06630	0.01309
SmartTrust®, Enhanced Value II Trust, Series 18	35-2600371	83187F107	83187F115	83187F131	83187F123		SMTREV18	10/10/2018	0.04690	0.00926
SmartTrust®, Enhanced Value II Trust, Series 18	35-2600371	83187F107	83187F115	83187F131	83187F123		SMTREV18	11/10/2018	0.02600	0.00514
SmartTrust®, Enhanced Value II Trust, Series 18	35-2600371	83187F107	83187F115	83187F131	83187F123		SMTREV18	12/10/2018	0.04930	0.00974
SmartTrust®, Dynamic Sector Income Trust, Series 18	35-2594892	83187G105	83187G113	83187G139	83187G121		SMTRDS18	1/10/2018	0.01570	0.00385
SmartTrust®, Dynamic Sector Income Trust, Series 18	35-2594892	83187G105	83187G113	83187G139	83187G121		SMTRDS18	2/10/2018	0.03350	0.00821
SmartTrust®, Dynamic Sector Income Trust, Series 18	35-2594892	83187G105	83187G113	83187G139	83187G121		SMTRDS18	3/10/2018	0.04700	0.01152
SmartTrust®, Dynamic Sector Income Trust, Series 18	35-2594892	83187G105	83187G113	83187G139	83187G121		SMTRDS18	4/10/2018	0.04740	0.01162
SmartTrust®, Dynamic Sector Income Trust, Series 18	35-2594892	83187G105	83187G113	83187G139	83187G121		SMTRDS18	5/10/2018	0.03820	0.00936
SmartTrust®, Dynamic Sector Income Trust, Series 18	35-2594892	83187G105	83187G113	83187G139	83187G121		SMTRDS18	6/10/2018	0.05060	0.01240
SmartTrust®, Dynamic Sector Income Trust, Series 18	35-2594892	83187G105	83187G113	83187G139	83187G121		SMTRDS18	7/10/2018	0.04180	0.01025
SmartTrust®, Dynamic Sector Income Trust, Series 18	35-2594892	83187G105	83187G113	83187G139	83187G121		SMTRDS18	8/10/2018	0.03420	0.00838
SmartTrust®, Dynamic Sector Income Trust, Series 18	35-2594892	83187G105	83187G113	83187G139	83187G121		SMTRDS18	9/10/2018	0.05150	0.01262
SmartTrust®, Dynamic Sector Income Trust, Series 18	35-2594892	83187G105	83187G113	83187G139	83187G121		SMTRDS18	10/10/2018	0.04090	0.01002
SmartTrust®, Dynamic Sector Income Trust, Series 18	35-2594892	83187G105	83187G113	83187G139	83187G121		SMTRDS18	11/10/2018	0.03140	0.00770

Issuer's Name	EIN	CUSIP 1	CUSIP 2	CUSIP 3	CUSIP 4	CUSIP 5	Ticker Symbol	Date of Corporate Action	Distribution Per Unit	Per Unit Reduction of Taxpayer's Basis
SmartTrust®, Dynamic Sector Income Trust, Series 18	35-2594892	83187G105	83187G113	83187G139	83187G121		SMTRDS18	12/10/2018	0.05130	0.01257
SmartTrust®, Dynamic Sector Income Trust, Series 18	35-2594892	83187G105	83187G113	83187G139	83187G121		SMTRDS18	12/31/2018	0.00510	0.00125
SmartTrust®, Preferreds Plus Trust, Series 4	35-2596561	83187H103	83187H111	83187H137	83187H129		SMTRPP04	1/10/2018	0.06120	0.00870
SmartTrust®, Preferreds Plus Trust, Series 4	35-2596561	83187H103	83187H111	83187H137	83187H129		SMTRPP04	2/10/2018	0.02120	0.00301
SmartTrust®, Preferreds Plus Trust, Series 4	35-2596561	83187H103	83187H111	83187H137	83187H129		SMTRPP04	3/10/2018	0.04380	0.00622
SmartTrust®, Preferreds Plus Trust, Series 4	35-2596561	83187H103	83187H111	83187H137	83187H129		SMTRPP04	4/10/2018	0.05530	0.00786
SmartTrust®, Preferreds Plus Trust, Series 4	35-2596561	83187H103	83187H111	83187H137	83187H129		SMTRPP04	5/10/2018	0.02460	0.00350
SmartTrust®, Preferreds Plus Trust, Series 4	35-2596561	83187H103	83187H111	83187H137	83187H129		SMTRPP04	6/10/2018	0.03640	0.00517
SmartTrust®, Preferreds Plus Trust, Series 4	35-2596561	83187H103	83187H111	83187H137	83187H129		SMTRPP04	7/10/2018	0.05800	0.00824
SmartTrust®, Preferreds Plus Trust, Series 4	35-2596561	83187H103	83187H111	83187H137	83187H129		SMTRPP04	8/10/2018	0.02440	0.00347
SmartTrust®, Preferreds Plus Trust, Series 4	35-2596561	83187H103	83187H111	83187H137	83187H129		SMTRPP04	9/10/2018	0.03830	0.00544
SmartTrust®, Preferreds Plus Trust, Series 4	35-2596561	83187H103	83187H111	83187H137	83187H129		SMTRPP04	10/10/2018	0.05540	0.00787
SmartTrust®, Preferreds Plus Trust, Series 4	35-2596561	83187H103	83187H111	83187H137	83187H129		SMTRPP04	11/10/2018	0.02030	0.00288
SmartTrust®, Preferreds Plus Trust, Series 4	35-2596561	83187H103	83187H111	83187H137	83187H129		SMTRPP04	12/10/2018	0.04310	0.00612
SmartTrust®, Strategic Growth & Income Trust, Series 12	35-2594890	83187K106	83187K114	83187K130	83187K122		SMTRSG12	1/10/2018	0.06760	0.02107
SmartTrust®, Strategic Growth & Income Trust, Series 12	35-2594890	83187K106	83187K114	83187K130	83187K122		SMTRSG12	2/10/2018	0.04440	0.01384
SmartTrust®, Strategic Growth & Income Trust, Series 12	35-2594890	83187K106	83187K114	83187K130	83187K122		SMTRSG12	3/10/2018	0.05580	0.01739
SmartTrust®, Strategic Growth & Income Trust, Series 12	35-2594890	83187K106	83187K114	83187K130	83187K122		SMTRSG12	4/10/2018	0.06190	0.01929
SmartTrust®, Strategic Growth & Income Trust, Series 12	35-2594890	83187K106	83187K114	83187K130	83187K122		SMTRSG12	5/10/2018	0.04720	0.01471
SmartTrust®, Strategic Growth & Income Trust, Series 12	35-2594890	83187K106	83187K114	83187K130	83187K122		SMTRSG12	6/10/2018	0.04680	0.01459
SmartTrust®, Strategic Growth & Income Trust, Series 12	35-2594890	83187K106	83187K114	83187K130	83187K122		SMTRSG12	7/10/2018	0.06140	0.01914
SmartTrust®, Strategic Growth & Income Trust, Series 12	35-2594890	83187K106	83187K114	83187K130	83187K122		SMTRSG12	7/10/2018	0.09480	0.09480
SmartTrust®, Strategic Growth & Income Trust, Series 12	35-2594890	83187K106	83187K114	83187K130	83187K122		SMTRSG12	8/10/2018	0.04640	0.01446
SmartTrust®, Strategic Growth & Income Trust, Series 12	35-2594890	83187K106	83187K114	83187K130	83187K122		SMTRSG12	9/10/2018	0.10590	0.03301
SmartTrust®, Strategic Growth & Income Trust, Series 12	35-2594890	83187K106	83187K114	83187K130	83187K122		SMTRSG12	10/10/2018	0.06110	0.01904
SmartTrust®, Strategic Growth & Income Trust, Series 12	35-2594890	83187K106	83187K114	83187K130	83187K122		SMTRSG12	11/10/2018	0.04580	0.01428
SmartTrust®, Strategic Growth & Income Trust, Series 12	35-2594890	83187K106	83187K114	83187K130	83187K122		SMTRSG12	12/10/2018	0.04770	0.01487
SmartTrust®, Dorsey Wright® International Momentum Trust, Series 8	35-2596558	83187M102	83187M110	83187M136	83187M128		SMTRDW08	5/10/2018	0.02830	0.02384
SmartTrust®, Dorsey Wright® International Momentum Trust, Series 8	35-2596558	83187M102	83187M110	83187M136	83187M128		SMTRDW08	6/10/2018	0.06080	0.05122
SmartTrust®, Dorsey Wright® International Momentum Trust, Series 8	35-2596558	83187M102	83187M110	83187M136	83187M128		SMTRDW08	7/10/2018	0.03040	0.02561
SmartTrust®, Dorsey Wright® International Momentum Trust, Series 8	35-2596558	83187M102	83187M110	83187M136	83187M128		SMTRDW08	9/10/2018	0.01800	0.01517
SmartTrust®, CEFA Select BDC Trust, Series 10	35-2596557	83187N100	83187N118	83187N134	83187N126		STBDC010	1/10/2018	0.02680	0.00217
SmartTrust®, CEFA Select BDC Trust, Series 10	35-2596557	83187N100	83187N118	83187N134	83187N126		STBDC010	2/10/2018	0.02700	0.00219
SmartTrust®, CEFA Select BDC Trust, Series 10	35-2596557	83187N100	83187N118	83187N134	83187N126		STBDC010	4/10/2018	0.18830	0.01527
SmartTrust®, CEFA Select BDC Trust, Series 10	35-2596557	83187N100	83187N118	83187N134	83187N126		STBDC010	5/10/2018	0.02220	0.00180
SmartTrust®, CEFA Select BDC Trust, Series 10	35-2596557	83187N100	83187N118	83187N134	83187N126		STBDC010	7/10/2018	0.21520	0.01745
SmartTrust®, CEFA Select BDC Trust, Series 10	35-2596557	83187N100	83187N118	83187N134	83187N126		STBDC010	8/10/2018	0.07950	0.00645
SmartTrust®, CEFA Select BDC Trust, Series 10	35-2596557	83187N100	83187N118	83187N134	83187N126		STBDC010	10/10/2018	0.19150	0.01553
SmartTrust®, CEFA Select BDC Trust, Series 10	35-2596557	83187N100	83187N118	83187N134	83187N126		STBDC010	11/10/2018	0.02180	0.00177
SmartTrust®, CEFA Select BDC Trust, Series 10	35-2596557	83187N100	83187N118	83187N134	83187N126		STBDC010	12/31/2018	0.11670	0.00946
SmartTrust®, Morningstar Dividend Yield Select Trust, Series 2	35-2594891	83187P105	83187P113	83187P139	83187P121		SMTRMD02	1/10/2018	0.03730	0.00918
SmartTrust®, Morningstar Dividend Yield Select Trust, Series 2	35-2594891	83187P105	83187P113	83187P139	83187P121		SMTRMD02	2/10/2018	0.02290	0.00564
SmartTrust®, Morningstar Dividend Yield Select Trust, Series 2	35-2594891	83187P105	83187P113	83187P139	83187P121		SMTRMD02	3/10/2018	0.03420	0.00842
SmartTrust®, Morningstar Dividend Yield Select Trust, Series 2	35-2594891	83187P105	83187P113	83187P139	83187P121		SMTRMD02	4/10/2018	0.03280	0.00808
SmartTrust®, Morningstar Dividend Yield Select Trust, Series 2	35-2594891	83187P105	83187P113	83187P139	83187P121		SMTRMD02	5/10/2018	0.01340	0.00330
SmartTrust®, Morningstar Dividend Yield Select Trust, Series 2	35-2594891	83187P105	83187P113	83187P139	83187P121		SMTRMD02	6/10/2018	0.02870	0.00707
SmartTrust®, Morningstar Dividend Yield Select Trust, Series 2	35-2594891	83187P105	83187P113	83187P139	83187P121		SMTRMD02	7/10/2018	0.03840	0.00945
SmartTrust®, Morningstar Dividend Yield Select Trust, Series 2	35-2594891	83187P105	83187P113	83187P139	83187P121		SMTRMD02	8/10/2018	0.01430	0.00352
SmartTrust®, Morningstar Dividend Yield Select Trust, Series 2	35-2594891	83187P105	83187P113	83187P139	83187P121		SMTRMD02	9/10/2018	0.04010	0.00987
SmartTrust®, Morningstar Dividend Yield Select Trust, Series 2	35-2594891	83187P105	83187P113	83187P139	83187P121		SMTRMD02	10/10/2018	0.02910	0.00716
SmartTrust®, Morningstar Dividend Yield Select Trust, Series 2	35-2594891	83187P105	83187P113	83187P139	83187P121		SMTRMD02	11/10/2018	0.01350	0.00332
SmartTrust®, Morningstar Dividend Yield Select Trust, Series 2	35-2594891	83187P105	83187P113	83187P139	83187P121		SMTRMD02	12/10/2018	0.03850	0.00948
SmartTrust®, E-Commerce Ecosystem Trust, Series 1	35-2600370	83187R101	83187R119	83187R135	83187R127		SMTREC01	8/10/2018	0.34890	0.14371
SmartTrust®, E-Commerce Ecosystem Trust, Series 1	35-2600370	83187R101	83187R119	83187R135	83187R127		SMTREC01	11/10/2018	0.32310	0.13308
SmartTrust®, Portfolio of Closed-End Fund Opportunities Trust, Series 13	35-2600374	83187W100	83187W118	83187W134	83187W126		SMTRIG13	1/10/2018	0.01000	0.00189
SmartTrust®, Portfolio of Closed-End Fund Opportunities Trust, Series 13	35-2600374	83187W100	83187W118	83187W134	83187W126		SMTRIG13	2/10/2018	0.04880	0.00922
SmartTrust®, Portfolio of Closed-End Fund Opportunities Trust, Series 13	35-2600374	83187W100	83187W118	83187W134	83187W126		SMTRIG13	3/10/2018	0.05710	0.01079
SmartTrust®, Portfolio of Closed-End Fund Opportunities Trust, Series 13	35-2600374	83187W100	83187W118	83187W134	83187W126		SMTRIG13	4/10/2018	0.05940	0.01122
SmartTrust®, Portfolio of Closed-End Fund Opportunities Trust, Series 13	35-2600374	83187W100	83187W118	83187W134	83187W126		SMTRIG13	5/10/2018	0.05670	0.01071
SmartTrust®, Portfolio of Closed-End Fund Opportunities Trust, Series 13	35-2600374	83187W100	83187W118	83187W134	83187W126		SMTRIG13	6/10/2018	0.05650	0.01067

Issuer's Name	EIN	CUSIP 1	CUSIP 2	CUSIP 3	CUSIP 4	CUSIP 5	Ticker Symbol	Date of Corporate Action	Distribution Per Unit	Per Unit Reduction of Taxpayer's Basis
SmartTrust®, Portfolio of Closed-End Fund Opportunities Trust, Series 13	35-2600374	83187W100	83187W118	83187W134	83187W126		SMTRIG13	7/10/2018	0.05930	0.01120
SmartTrust®, Portfolio of Closed-End Fund Opportunities Trust, Series 13	35-2600374	83187W100	83187W118	83187W134	83187W126		SMTRIG13	8/10/2018	0.05630	0.01064
SmartTrust®, Portfolio of Closed-End Fund Opportunities Trust, Series 13	35-2600374	83187W100	83187W118	83187W134	83187W126		SMTRIG13	9/10/2018	0.05640	0.01065
SmartTrust®, Portfolio of Closed-End Fund Opportunities Trust, Series 13	35-2600374	83187W100	83187W118	83187W134	83187W126		SMTRIG13	10/10/2018	0.05950	0.01124
SmartTrust®, Portfolio of Closed-End Fund Opportunities Trust, Series 13	35-2600374	83187W100	83187W118	83187W134	83187W126		SMTRIG13	11/10/2018	0.05640	0.01065
SmartTrust®, Portfolio of Closed-End Fund Opportunities Trust, Series 13	35-2600374	83187W100	83187W118	83187W134	83187W126		SMTRIG13	12/10/2018	0.05590	0.01056
SmartTrust®, Portfolio of Closed-End Fund Opportunities Trust, Series 13	35-2600374	83187W100	83187W118	83187W134	83187W126		SMTRIG13	12/10/2018	0.19710	0.14270
SmartTrust®, Zacks GARP Composite 35 Trust, Series15	35-2606603	83187X108	83187X116	83187X132	83187X124		STGARP15	4/10/2018	0.02240	0.00850
SmartTrust®, Zacks GARP Composite 35 Trust, Series15	35-2606603	83187X108	83187X116	83187X132	83187X124		STGARP15	6/10/2018	0.01110	0.00421
SmartTrust®, Zacks GARP Composite 35 Trust, Series15	35-2606603	83187X108	83187X116	83187X132	83187X124		STGARP15	7/10/2018	0.02310	0.00877
SmartTrust®, Zacks GARP Composite 35 Trust, Series15	35-2606603	83187X108	83187X116	83187X132	83187X124		STGARP15	10/10/2018	0.02780	0.01055
SmartTrust®, Zacks GARP Composite 35 Trust, Series15	35-2606603	83187X108	83187X116	83187X132	83187X124		STGARP15	12/10/2018	0.37950	0.33366
SmartTrust®, CEFA Select BDC Trust, Series 11	35-2606604	83187Y106	83187Y114	83187Y130	83187Y122		STBDC011	3/10/2018	0.01460	0.00104
SmartTrust®, CEFA Select BDC Trust, Series 11	35-2606604	83187Y106	83187Y114	83187Y130	83187Y122		STBDC011	4/10/2018	0.15570	0.01105
SmartTrust®, CEFA Select BDC Trust, Series 11	35-2606604	83187Y106	83187Y114	83187Y130	83187Y122		STBDC011	5/10/2018	0.05470	0.00388
SmartTrust®, CEFA Select BDC Trust, Series 11	35-2606604	83187Y106	83187Y114	83187Y130	83187Y122		STBDC011	6/10/2018	0.01800	0.00128
SmartTrust®, CEFA Select BDC Trust, Series 11	35-2606604	83187Y106	83187Y114	83187Y130	83187Y122		STBDC011	7/10/2018	0.18000	0.01278
SmartTrust®, CEFA Select BDC Trust, Series 11	35-2606604	83187Y106	83187Y114	83187Y130	83187Y122		STBDC011	8/10/2018	0.03360	0.00239
SmartTrust®, CEFA Select BDC Trust, Series 11	35-2606604	83187Y106	83187Y114	83187Y130	83187Y122		STBDC011	9/10/2018	0.01770	0.00126
SmartTrust®, CEFA Select BDC Trust, Series 11	35-2606604	83187Y106	83187Y114	83187Y130	83187Y122		STBDC011	10/10/2018	0.16620	0.01180
SmartTrust®, CEFA Select BDC Trust, Series 11	35-2606604	83187Y106	83187Y114	83187Y130	83187Y122		STBDC011	11/10/2018	0.03360	0.00239
SmartTrust®, CEFA Select BDC Trust, Series 11	35-2606604	83187Y106	83187Y114	83187Y130	83187Y122		STBDC011	12/10/2018	0.02900	0.00206
SmartTrust®, CEFA Select BDC Trust, Series 11	35-2606604	83187Y106	83187Y114	83187Y130	83187Y122		STBDC011	12/31/2018	0.16700	0.01186
SmartTrust®, Sustainable Impact Investing Trust, Series 11	35-2606605	83188C103	83188C111	83188C137	83188C129		SMTRSI11	3/10/2018	0.01040	0.00310
SmartTrust®, Sustainable Impact Investing Trust, Series 11	35-2606605	83188C103	83188C111	83188C137	83188C129		SMTRSI11	4/10/2018	0.01950	0.00581
SmartTrust®, Sustainable Impact Investing Trust, Series 11	35-2606605	83188C103	83188C111	83188C137	83188C129		SMTRSI11	5/10/2018	0.01630	0.00485
SmartTrust®, Sustainable Impact Investing Trust, Series 11	35-2606605	83188C103	83188C111	83188C137	83188C129		SMTRSI11	7/10/2018	0.02880	0.00857
SmartTrust®, Sustainable Impact Investing Trust, Series 11	35-2606605	83188C103	83188C111	83188C137	83188C129		SMTRSI11	8/10/2018	0.01800	0.00536
SmartTrust®, Sustainable Impact Investing Trust, Series 11	35-2606605	83188C103	83188C111	83188C137	83188C129		SMTRSI11	9/10/2018	0.01310	0.00390
SmartTrust®, Sustainable Impact Investing Trust, Series 11	35-2606605	83188C103	83188C111	83188C137	83188C129		SMTRSI11	10/10/2018	0.02110	0.00628
SmartTrust®, Sustainable Impact Investing Trust, Series 11	35-2606605	83188C103	83188C111	83188C137	83188C129		SMTRSI11	11/10/2018	0.01580	0.00470
SmartTrust®, Sustainable Impact Investing Trust, Series 11	35-2606605	83188C103	83188C111	83188C137	83188C129		SMTRSI11	12/10/2018	0.01420	0.00423
SmartTrust®, Portfolio of Closed-End Fund Opportunities Trust, Series 14	35-2609379	83188F106	83188F114	83188F130	83188F122		SMTRIG14	2/10/2018	0.04130	0.01196
SmartTrust®, Portfolio of Closed-End Fund Opportunities Trust, Series 14	35-2609379	83188F106	83188F114	83188F130	83188F122		SMTRIG14	3/10/2018	0.05100	0.01477
SmartTrust®, Portfolio of Closed-End Fund Opportunities Trust, Series 14	35-2609379	83188F106	83188F114	83188F130	83188F122		SMTRIG14	4/10/2018	0.05180	0.01500
SmartTrust®, Portfolio of Closed-End Fund Opportunities Trust, Series 14	35-2609379	83188F106	83188F114	83188F130	83188F122		SMTRIG14	5/10/2018	0.07110	0.02059
SmartTrust®, Portfolio of Closed-End Fund Opportunities Trust, Series 14	35-2609379	83188F106	83188F114	83188F130	83188F122		SMTRIG14	6/10/2018	0.05090	0.01474
SmartTrust®, Portfolio of Closed-End Fund Opportunities Trust, Series 14	35-2609379	83188F106	83188F114	83188F130	83188F122		SMTRIG14	7/10/2018	0.05130	0.01486
SmartTrust®, Portfolio of Closed-End Fund Opportunities Trust, Series 14	35-2609379	83188F106	83188F114	83188F130	83188F122		SMTRIG14	8/10/2018	0.06730	0.01949
SmartTrust®, Portfolio of Closed-End Fund Opportunities Trust, Series 14	35-2609379	83188F106	83188F114	83188F130	83188F122		SMTRIG14	9/10/2018	0.04950	0.01434
SmartTrust®, Portfolio of Closed-End Fund Opportunities Trust, Series 14	35-2609379	83188F106	83188F114	83188F130	83188F122		SMTRIG14	10/10/2018	0.04940	0.01431
SmartTrust®, Portfolio of Closed-End Fund Opportunities Trust, Series 14	35-2609379	83188F106	83188F114	83188F130	83188F122		SMTRIG14	11/10/2018	0.06840	0.01981
SmartTrust®, Portfolio of Closed-End Fund Opportunities Trust, Series 14	35-2609379	83188F106	83188F114	83188F130	83188F122		SMTRIG14	12/10/2018	0.04890	0.01416
SmartTrust, Rising Interest Rates Hedge Trust, Series 9	35-2600372	83188G104	83188G112	83188G138	83188G120		STRIRH09	2/10/2018	0.04170	0.00009
SmartTrust, Rising Interest Rates Hedge Trust, Series 9	35-2600372	83188G104	83188G112	83188G138	83188G120		STRIRH09	3/10/2018	0.04180	0.00009
SmartTrust, Rising Interest Rates Hedge Trust, Series 9	35-2600372	83188G104	83188G112	83188G138	83188G120		STRIRH09	4/10/2018	0.02860	0.00006
SmartTrust, Rising Interest Rates Hedge Trust, Series 9	35-2600372	83188G104	83188G112	83188G138	83188G120		STRIRH09	5/10/2018	0.04020	0.00009
SmartTrust, Rising Interest Rates Hedge Trust, Series 9	35-2600372	83188G104	83188G112	83188G138	83188G120		STRIRH09	6/10/2018	0.04770	0.00010
SmartTrust, Rising Interest Rates Hedge Trust, Series 9	35-2600372	83188G104	83188G112	83188G138	83188G120		STRIRH09	7/10/2018	0.03920	0.00009
SmartTrust, Rising Interest Rates Hedge Trust, Series 9	35-2600372	83188G104	83188G112	83188G138	83188G120		STRIRH09	8/10/2018	0.03900	0.00009
SmartTrust, Rising Interest Rates Hedge Trust, Series 9	35-2600372	83188G104	83188G112	83188G138	83188G120		STRIRH09	9/10/2018	0.04490	0.00010
SmartTrust, Rising Interest Rates Hedge Trust, Series 9	35-2600372	83188G104	83188G112	83188G138	83188G120		STRIRH09	10/10/2018	0.04320	0.00010
SmartTrust, Rising Interest Rates Hedge Trust, Series 9	35-2600372	83188G104	83188G112	83188G138	83188G120		STRIRH09	11/10/2018	0.03570	0.00008
SmartTrust, Rising Interest Rates Hedge Trust, Series 9	35-2600372	83188G104	83188G112	83188G138	83188G120		STRIRH09	12/10/2018	0.04090	0.00009
SmartTrust, Rising Interest Rates Hedge Trust, Series 9	35-2600372	83188G104	83188G112	83188G138	83188G120		STRIRH09	12/31/2018	0.02530	0.00006
SmartTrust®, Miller/Howard North American Energy Opportunities Trust, Series 8	35-2603976	83188H102	83188H110	83188H136	83188H128		SMTRMH08	3/10/2018	0.03050	0.02630
SmartTrust®, Miller/Howard North American Energy Opportunities Trust, Series 8	35-2603976	83188H102	83188H110	83188H136	83188H128		SMTRMH08	6/10/2018	0.03610	0.03113
SmartTrust®, Miller/Howard North American Energy Opportunities Trust, Series 8	35-2603976	83188H102	83188H110	83188H136	83188H128		SMTRMH08	9/10/2018	0.03920	0.03380
SmartTrust®, Miller/Howard North American Energy Opportunities Trust, Series 8	35-2603976	83188H102	83188H110	83188H136	83188H128		SMTRMH08	12/10/2018	0.04150	0.03579
SmartTrust®, Argus Modern Innovators Trust, Series1	35-2596562	83188J108	83188J116	83188J132	83188J124		SMTRMI01	3/10/2018	0.01520	0.00442

Issuer's Name	EIN	CUSIP 1	CUSIP 2	CUSIP 3	CUSIP 4	CUSIP 5	Ticker Symbol	Date of Corporate Action	Distribution Per Unit	Per Unit Reduction of Taxpayer's Basis
SmartTrust®, Argus Modern Innovators Trust, Series 1	35-2596562	83188J108	83188J116	83188J132	83188J124		SMTRMI01	4/10/2018	0.01380	0.00401
SmartTrust®, Argus Modern Innovators Trust, Series 1	35-2596562	83188J108	83188J116	83188J132	83188J124		SMTRMI01	6/10/2018	0.01210	0.00352
SmartTrust®, Argus Modern Innovators Trust, Series 1	35-2596562	83188J108	83188J116	83188J132	83188J124		SMTRMI01	7/10/2018	0.01400	0.00407
SmartTrust®, Argus Modern Innovators Trust, Series 1	35-2596562	83188J108	83188J116	83188J132	83188J124		SMTRMI01	9/10/2018	0.01860	0.00540
SmartTrust®, Argus Modern Innovators Trust, Series 1	35-2596562	83188J108	83188J116	83188J132	83188J124		SMTRMI01	11/10/2018	0.01380	0.00401
SmartTrust®, Argus Modern Innovators Trust, Series 1	35-2596562	83188J108	83188J116	83188J132	83188J124		SMTRMI01	12/10/2018	0.01340	0.00389
SmartTrust®, Argus Dividend Growers Total Return Trust, Series 14	35-2603972	83188K105	83188K113	83188K139	83188K121		SMTRAR14	3/10/2018	0.02900	0.01522
SmartTrust®, Argus Dividend Growers Total Return Trust, Series 14	35-2603972	83188K105	83188K113	83188K139	83188K121		SMTRAR14	4/10/2018	0.01740	0.00913
SmartTrust®, Argus Dividend Growers Total Return Trust, Series 14	35-2603972	83188K105	83188K113	83188K139	83188K121		SMTRAR14	6/10/2018	0.02870	0.01506
SmartTrust®, Argus Dividend Growers Total Return Trust, Series 14	35-2603972	83188K105	83188K113	83188K139	83188K121		SMTRAR14	7/10/2018	0.01860	0.00976
SmartTrust®, Argus Dividend Growers Total Return Trust, Series 14	35-2603972	83188K105	83188K113	83188K139	83188K121		SMTRAR14	9/10/2018	0.03000	0.01574
SmartTrust®, Argus Dividend Growers Total Return Trust, Series 14	35-2603972	83188K105	83188K113	83188K139	83188K121		SMTRAR14	10/10/2018	0.01920	0.01007
SmartTrust®, Morningstar Dividend Yield Select Trust, Series 3	35-2603971	83188N109	83188N117	83188N133	83188N125		SMTRMD03	1/10/2018	0.01040	0.00290
SmartTrust®, Morningstar Dividend Yield Select Trust, Series 3	35-2603971	83188N109	83188N117	83188N133	83188N125		SMTRMD03	2/10/2018	0.02290	0.00639
SmartTrust®, Morningstar Dividend Yield Select Trust, Series 3	35-2603971	83188N109	83188N117	83188N133	83188N125		SMTRMD03	3/10/2018	0.02870	0.00801
SmartTrust®, Morningstar Dividend Yield Select Trust, Series 3	35-2603971	83188N109	83188N117	83188N133	83188N125		SMTRMD03	4/10/2018	0.03800	0.01060
SmartTrust®, Morningstar Dividend Yield Select Trust, Series 3	35-2603971	83188N109	83188N117	83188N133	83188N125		SMTRMD03	5/10/2018	0.01320	0.00368
SmartTrust®, Morningstar Dividend Yield Select Trust, Series 3	35-2603971	83188N109	83188N117	83188N133	83188N125		SMTRMD03	6/10/2018	0.02610	0.00728
SmartTrust®, Morningstar Dividend Yield Select Trust, Series 3	35-2603971	83188N109	83188N117	83188N133	83188N125		SMTRMD03	7/10/2018	0.04090	0.01141
SmartTrust®, Morningstar Dividend Yield Select Trust, Series 3	35-2603971	83188N109	83188N117	83188N133	83188N125		SMTRMD03	8/10/2018	0.01370	0.00382
SmartTrust®, Morningstar Dividend Yield Select Trust, Series 3	35-2603971	83188N109	83188N117	83188N133	83188N125		SMTRMD03	9/10/2018	0.03480	0.00971
SmartTrust®, Morningstar Dividend Yield Select Trust, Series 3	35-2603971	83188N109	83188N117	83188N133	83188N125		SMTRMD03	10/10/2018	0.03420	0.00954
SmartTrust®, Morningstar Dividend Yield Select Trust, Series 3	35-2603971	83188N109	83188N117	83188N133	83188N125		SMTRMD03	11/10/2018	0.01320	0.00368
SmartTrust®, Dorsey Wright® International Momentum Trust, Series 9	35-2603974	83188P104	83188P112	83188P138	83188P120		SMTRDW09	4/10/2018	0.04510	0.02343
SmartTrust®, Dorsey Wright® International Momentum Trust, Series 9	35-2603974	83188P104	83188P112	83188P138	83188P120		SMTRDW09	6/10/2018	0.05820	0.03023
SmartTrust®, Dorsey Wright® International Momentum Trust, Series 9	35-2603974	83188P104	83188P112	83188P138	83188P120		SMTRDW09	7/10/2018	0.01430	0.00743
SmartTrust®, Dorsey Wright® International Momentum Trust, Series 9	35-2603974	83188P104	83188P112	83188P138	83188P120		SMTRDW09	8/10/2018	0.04010	0.02083
SmartTrust®, Dorsey Wright® International Momentum Trust, Series 9	35-2603974	83188P104	83188P112	83188P138	83188P120		SMTRDW09	9/10/2018	0.01030	0.00535
SmartTrust®, Dorsey Wright® International Momentum Trust, Series 9	35-2603974	83188P104	83188P112	83188P138	83188P120		SMTRDW09	10/10/2018	0.01620	0.00842
SmartTrust®, Dorsey Wright® International Momentum Trust, Series 9	35-2603974	83188P104	83188P112	83188P138	83188P120		SMTRDW09	12/10/2018	0.01420	0.00738
SmartTrust®, Defensive 50 Equities Trust, Series 13	35-2603975	83188R100	83188R118	83188R134	83188R126		STDEFE13	3/10/2018	0.02380	0.00973
SmartTrust®, Defensive 50 Equities Trust, Series 13	35-2603975	83188R100	83188R118	83188R134	83188R126		STDEFE13	4/10/2018	0.02380	0.00973
SmartTrust®, Defensive 50 Equities Trust, Series 13	35-2603975	83188R100	83188R118	83188R134	83188R126		STDEFE13	5/10/2018	0.01760	0.00720
SmartTrust®, Defensive 50 Equities Trust, Series 13	35-2603975	83188R100	83188R118	83188R134	83188R126		STDEFE13	6/10/2018	0.01990	0.00814
SmartTrust®, Defensive 50 Equities Trust, Series 13	35-2603975	83188R100	83188R118	83188R134	83188R126		STDEFE13	7/10/2018	0.02270	0.00928
SmartTrust®, Defensive 50 Equities Trust, Series 13	35-2603975	83188R100	83188R118	83188R134	83188R126		STDEFE13	8/10/2018	0.01290	0.00528
SmartTrust®, Defensive 50 Equities Trust, Series 13	35-2603975	83188R100	83188R118	83188R134	83188R126		STDEFE13	9/10/2018	0.01970	0.00806
SmartTrust®, Defensive 50 Equities Trust, Series 13	35-2603975	83188R100	83188R118	83188R134	83188R126		STDEFE13	10/10/2018	0.02340	0.00957
SmartTrust®, Defensive 50 Equities Trust, Series 13	35-2603975	83188R100	83188R118	83188R134	83188R126		STDEFE13	11/10/2018	0.01290	0.00528
SmartTrust®, Defensive 50 Equities Trust, Series 13	35-2603975	83188R100	83188R118	83188R134	83188R126		STDEFE13	12/10/2018	0.01870	0.00765
SmartTrust®, Strategic Growth & Income Trust, Series 13	35-2603973	83188T106	83188T114	83188T130	83188T122		SMTRSG13	2/10/2018	0.05690	0.00712
SmartTrust®, Strategic Growth & Income Trust, Series 13	35-2603973	83188T106	83188T114	83188T130	83188T122		SMTRSG13	3/10/2018	0.06380	0.00799
SmartTrust®, Strategic Growth & Income Trust, Series 13	35-2603973	83188T106	83188T114	83188T130	83188T122		SMTRSG13	4/10/2018	0.03970	0.00497
SmartTrust®, Strategic Growth & Income Trust, Series 13	35-2603973	83188T106	83188T114	83188T130	83188T122		SMTRSG13	5/10/2018	0.05470	0.00685
SmartTrust®, Strategic Growth & Income Trust, Series 13	35-2603973	83188T106	83188T114	83188T130	83188T122		SMTRSG13	6/10/2018	0.05970	0.00747
SmartTrust®, Strategic Growth & Income Trust, Series 13	35-2603973	83188T106	83188T114	83188T130	83188T122		SMTRSG13	7/10/2018	0.03960	0.00496
SmartTrust®, Strategic Growth & Income Trust, Series 13	35-2603973	83188T106	83188T114	83188T130	83188T122		SMTRSG13	8/10/2018	0.05500	0.00689
SmartTrust®, Strategic Growth & Income Trust, Series 13	35-2603973	83188T106	83188T114	83188T130	83188T122		SMTRSG13	9/10/2018	0.06070	0.00760
SmartTrust®, Strategic Growth & Income Trust, Series 13	35-2603973	83188T106	83188T114	83188T130	83188T122		SMTRSG13	10/10/2018	0.03810	0.00477
SmartTrust®, Strategic Growth & Income Trust, Series 13	35-2603973	83188T106	83188T114	83188T130	83188T122		SMTRSG13	11/10/2018	0.05480	0.00686
SmartTrust®, Strategic Growth & Income Trust, Series 13	35-2603973	83188T106	83188T114	83188T130	83188T122		SMTRSG13	12/10/2018	0.05780	0.00724
SmartTrust®, Strategic Growth & Income Trust, Series 13	35-2603973	83188T106	83188T114	83188T130	83188T122		SMTRSG13	12/31/2018	0.00570	0.00071
SmartTrust®, Adelante REIT Growth & Income Trust, Series 12	35-2609377	83188U103	83188U111	83188U137	83188U129		STREIT12	3/10/2018	0.01710	0.00698
SmartTrust®, Adelante REIT Growth & Income Trust, Series 12	35-2609377	83188U103	83188U111	83188U137	83188U129		STREIT12	4/10/2018	0.03500	0.01428
SmartTrust®, Adelante REIT Growth & Income Trust, Series 12	35-2609377	83188U103	83188U111	83188U137	83188U129		STREIT12	5/10/2018	0.05810	0.02370
SmartTrust®, Adelante REIT Growth & Income Trust, Series 12	35-2609377	83188U103	83188U111	83188U137	83188U129		STREIT12	6/10/2018	0.02080	0.00848
SmartTrust®, Adelante REIT Growth & Income Trust, Series 12	35-2609377	83188U103	83188U111	83188U137	83188U129		STREIT12	7/10/2018	0.03220	0.01313
SmartTrust®, Adelante REIT Growth & Income Trust, Series 12	35-2609377	83188U103	83188U111	83188U137	83188U129		STREIT12	8/10/2018	0.05130	0.02093
SmartTrust®, Adelante REIT Growth & Income Trust, Series 12	35-2609377	83188U103	83188U111	83188U137	83188U129		STREIT12	9/10/2018	0.01940	0.00791
SmartTrust®, Adelante REIT Growth & Income Trust, Series 12	35-2609377	83188U103	83188U111	83188U137	83188U129		STREIT12	10/10/2018	0.03280	0.01338
SmartTrust®, Adelante REIT Growth & Income Trust, Series 12	35-2609377	83188U103	83188U111	83188U137	83188U129		STREIT12	11/10/2018	0.04710	0.01921

Issuer's Name	EIN	CUSIP 1	CUSIP 2	CUSIP 3	CUSIP 4	CUSIP 5	Ticker Symbol	Date of Corporate Action	Distribution Per Unit	Per Unit Reduction of Taxpayer's Basis
SmartTrust®, Adelante REIT Growth & Income Trust, Series 12	35-2609377	83188U103	83188U111	83188U137	83188U129		STREIT12	12/10/2018	0.01920	0.00783
SmartTrust®, Adelante REIT Growth & Income Trust, Series 12	35-2609377	83188U103	83188U111	83188U137	83188U129		STREIT12	12/31/2018	0.02050	0.00836
SmartTrust®, Enhanced Value II Trust, Series 19	35-2609378	83188X107	83188X115	83188X131	83188X123		SMTREV19	2/10/2018	0.01290	0.00070
SmartTrust®, Enhanced Value II Trust, Series 19	35-2609378	83188X107	83188X115	83188X131	83188X123		SMTREV19	3/10/2018	0.04440	0.00242
SmartTrust®, Enhanced Value II Trust, Series 19	35-2609378	83188X107	83188X115	83188X131	83188X123		SMTREV19	4/10/2018	0.03790	0.00207
SmartTrust®, Enhanced Value II Trust, Series 19	35-2609378	83188X107	83188X115	83188X131	83188X123		SMTREV19	5/10/2018	0.04120	0.00225
SmartTrust®, Enhanced Value II Trust, Series 19	35-2609378	83188X107	83188X115	83188X131	83188X123		SMTREV19	6/10/2018	0.06560	0.00358
SmartTrust®, Enhanced Value II Trust, Series 19	35-2609378	83188X107	83188X115	83188X131	83188X123		SMTREV19	7/10/2018	0.05470	0.00298
SmartTrust®, Enhanced Value II Trust, Series 19	35-2609378	83188X107	83188X115	83188X131	83188X123		SMTREV19	8/10/2018	0.03320	0.00181
SmartTrust®, Enhanced Value II Trust, Series 19	35-2609378	83188X107	83188X115	83188X131	83188X123		SMTREV19	9/10/2018	0.05520	0.00301
SmartTrust®, Enhanced Value II Trust, Series 19	35-2609378	83188X107	83188X115	83188X131	83188X123		SMTREV19	10/10/2018	0.05350	0.00292
SmartTrust®, Enhanced Value II Trust, Series 19	35-2609378	83188X107	83188X115	83188X131	83188X123		SMTREV19	11/10/2018	0.02780	0.00152
SmartTrust®, Enhanced Value II Trust, Series 19	35-2609378	83188X107	83188X115	83188X131	83188X123		SMTREV19	12/10/2018	0.05860	0.00319
SmartTrust®, Morningstar Dividend Yield Select Trust, Series 4	35-2609380	83189A106	83189A114	83189A130	83189A122		SMTRMD04	2/10/2018	0.01230	0.00332
SmartTrust®, Morningstar Dividend Yield Select Trust, Series 4	35-2609380	83189A106	83189A114	83189A130	83189A122		SMTRMD04	3/10/2018	0.02540	0.00685
SmartTrust®, Morningstar Dividend Yield Select Trust, Series 4	35-2609380	83189A106	83189A114	83189A130	83189A122		SMTRMD04	4/10/2018	0.03900	0.01052
SmartTrust®, Morningstar Dividend Yield Select Trust, Series 4	35-2609380	83189A106	83189A114	83189A130	83189A122		SMTRMD04	5/10/2018	0.01020	0.00275
SmartTrust®, Morningstar Dividend Yield Select Trust, Series 4	35-2609380	83189A106	83189A114	83189A130	83189A122		SMTRMD04	6/10/2018	0.02140	0.00577
SmartTrust®, Morningstar Dividend Yield Select Trust, Series 4	35-2609380	83189A106	83189A114	83189A130	83189A122		SMTRMD04	7/10/2018	0.04370	0.01179
SmartTrust®, Morningstar Dividend Yield Select Trust, Series 4	35-2609380	83189A106	83189A114	83189A130	83189A122		SMTRMD04	8/10/2018	0.01250	0.00337
SmartTrust®, Morningstar Dividend Yield Select Trust, Series 4	35-2609380	83189A106	83189A114	83189A130	83189A122		SMTRMD04	9/10/2018	0.02920	0.00788
SmartTrust®, Morningstar Dividend Yield Select Trust, Series 4	35-2609380	83189A106	83189A114	83189A130	83189A122		SMTRMD04	10/10/2018	0.03850	0.01038
SmartTrust®, Morningstar Dividend Yield Select Trust, Series 4	35-2609380	83189A106	83189A114	83189A130	83189A122		SMTRMD04	11/10/2018	0.01110	0.00299
SmartTrust®, Morningstar Dividend Yield Select Trust, Series 4	35-2609380	83189A106	83189A114	83189A130	83189A122		SMTRMD04	12/10/2018	0.02760	0.00744
SmartTrust®, Preferreds Plus Trust, Series 5	35-2606606	83189B104	83189B112	83189B138	83189B120		SMTRPP05	11/10/2018	0.19250	0.18486
SmartTrust®, Argus Modern Innovators Trust, Series2	35-2615565	83189G103	83189G111	83189G137	83189G129		SMTRMI02	5/10/2018	0.01210	0.00836
SmartTrust®, Argus Modern Innovators Trust, Series2	35-2615565	83189G103	83189G111	83189G137	83189G129		SMTRMI02	7/10/2018	0.01740	0.01202
SmartTrust®, Argus Modern Innovators Trust, Series2	35-2615565	83189G103	83189G111	83189G137	83189G129		SMTRMI02	9/10/2018	0.01130	0.00781
SmartTrust®, Argus Modern Innovators Trust, Series2	35-2615565	83189G103	83189G111	83189G137	83189G129		SMTRMI02	10/10/2018	0.01020	0.00705
SmartTrust®, Argus Modern Innovators Trust, Series2	35-2615565	83189G103	83189G111	83189G137	83189G129		SMTRMI02	12/10/2018	0.01400	0.00967
SmartTrust®, Argus Dividend Growers Total Return Trust, Series 15	35-2609381	83189H101	83189H119	83189H135	83189H127		SMTRAR15	3/10/2018	0.01710	0.00909
SmartTrust®, Argus Dividend Growers Total Return Trust, Series 15	35-2609381	83189H101	83189H119	83189H135	83189H127		SMTRAR15	4/10/2018	0.01080	0.00574
SmartTrust®, Argus Dividend Growers Total Return Trust, Series 15	35-2609381	83189H101	83189H119	83189H135	83189H127		SMTRAR15	6/10/2018	0.02390	0.01270
SmartTrust®, Argus Dividend Growers Total Return Trust, Series 15	35-2609381	83189H101	83189H119	83189H135	83189H127		SMTRAR15	7/10/2018	0.01970	0.01047
SmartTrust®, Argus Dividend Growers Total Return Trust, Series 15	35-2609381	83189H101	83189H119	83189H135	83189H127		SMTRAR15	9/10/2018	0.02480	0.01318
SmartTrust®, Argus Dividend Growers Total Return Trust, Series 15	35-2609381	83189H101	83189H119	83189H135	83189H127		SMTRAR15	10/10/2018	0.02020	0.01073
SmartTrust®, Argus Dividend Growers Total Return Trust, Series 15	35-2609381	83189H101	83189H119	83189H135	83189H127		SMTRAR15	12/10/2018	0.02180	0.01158
SmartTrust®, Strategic Growth & Income Trust, Series 14	35-2615567	83189J107	83189J115	83189J131	83189J123		SMTRSG14	3/10/2018	0.02330	0.00240
SmartTrust®, Strategic Growth & Income Trust, Series 14	35-2615567	83189J107	83189J115	83189J131	83189J123		SMTRSG14	4/10/2018	0.04450	0.00458
SmartTrust®, Strategic Growth & Income Trust, Series 14	35-2615567	83189J107	83189J115	83189J131	83189J123		SMTRSG14	5/10/2018	0.04830	0.00497
SmartTrust®, Strategic Growth & Income Trust, Series 14	35-2615567	83189J107	83189J115	83189J131	83189J123		SMTRSG14	6/10/2018	0.06280	0.00647
SmartTrust®, Strategic Growth & Income Trust, Series 14	35-2615567	83189J107	83189J115	83189J131	83189J123		SMTRSG14	7/10/2018	0.05040	0.00519
SmartTrust®, Strategic Growth & Income Trust, Series 14	35-2615567	83189J107	83189J115	83189J131	83189J123		SMTRSG14	8/10/2018	0.04820	0.00496
SmartTrust®, Strategic Growth & Income Trust, Series 14	35-2615567	83189J107	83189J115	83189J131	83189J123		SMTRSG14	9/10/2018	0.06720	0.00692
SmartTrust®, Strategic Growth & Income Trust, Series 14	35-2615567	83189J107	83189J115	83189J131	83189J123		SMTRSG14	10/10/2018	0.04960	0.00511
SmartTrust®, Strategic Growth & Income Trust, Series 14	35-2615567	83189J107	83189J115	83189J131	83189J123		SMTRSG14	11/10/2018	0.04770	0.00491
SmartTrust®, Strategic Growth & Income Trust, Series 14	35-2615567	83189J107	83189J115	83189J131	83189J123		SMTRSG14	12/10/2018	0.06370	0.00656
SmartTrust®, Strategic Growth & Income Trust, Series 14	35-2615567	83189J107	83189J115	83189J131	83189J123		SMTRSG14	12/31/2018	0.01450	0.00149
SmartTrust®, Zacks GARP Composite Trust, Series 16	35-7195186	83189K104	83189K112	83189K138	83189K120		STGARP16	4/10/2018	0.02680	0.01817
SmartTrust®, Zacks GARP Composite Trust, Series 16	35-7195186	83189K104	83189K112	83189K138	83189K120		STGARP16	7/10/2018	0.03190	0.02163
SmartTrust®, Zacks GARP Composite Trust, Series 16	35-7195186	83189K104	83189K112	83189K138	83189K120		STGARP16	10/10/2018	0.03380	0.02291
SmartTrust®, Zacks GARP Composite Trust, Series 16	35-7195186	83189K104	83189K112	83189K138	83189K120		STGARP16	12/10/2018	0.01170	0.00793
SmartTrust®, Dynamic Sector Income Trust, Series 19	35-2603977	83189L102	83189L110	83189L136	83189L128		SMTRDS19	1/10/2018	0.01100	0.00177
SmartTrust®, Dynamic Sector Income Trust, Series 19	35-2603977	83189L102	83189L110	83189L136	83189L128		SMTRDS19	2/10/2018	0.04170	0.00671
SmartTrust®, Dynamic Sector Income Trust, Series 19	35-2603977	83189L102	83189L110	83189L136	83189L128		SMTRDS19	3/10/2018	0.06770	0.01089
SmartTrust®, Dynamic Sector Income Trust, Series 19	35-2603977	83189L102	83189L110	83189L136	83189L128		SMTRDS19	4/10/2018	0.03430	0.00552
SmartTrust®, Dynamic Sector Income Trust, Series 19	35-2603977	83189L102	83189L110	83189L136	83189L128		SMTRDS19	5/10/2018	0.05750	0.00925
SmartTrust®, Dynamic Sector Income Trust, Series 19	35-2603977	83189L102	83189L110	83189L136	83189L128		SMTRDS19	6/10/2018	0.07280	0.01168
SmartTrust®, Dynamic Sector Income Trust, Series 19	35-2603977	83189L102	83189L110	83189L136	83189L128		SMTRDS19	7/10/2018	0.04120	0.00663

Issuer's Name	EIN	CUSIP 1	CUSIP 2	CUSIP 3	CUSIP 4	CUSIP 5	Ticker Symbol	Date of Corporate Action	Distribution Per Unit	Per Unit Reduction of Taxpayer's Basis
SmartTrust®, Dynamic Sector Income Trust, Series 19	35-2603977	83189L102	83189L110	83189L136	83189L128		SMTRDS19	8/10/2018	0.04910	0.00790
SmartTrust®, Dynamic Sector Income Trust, Series 19	35-2603977	83189L102	83189L102	83189L136	83189L128		SMTRDS19	9/10/2018	0.06560	0.01056
SmartTrust®, Dynamic Sector Income Trust, Series 19	35-2603977	83189L102	83189L110	83189L136	83189L128		SMTRDS19	10/10/2018	0.04070	0.00655
SmartTrust®, Dynamic Sector Income Trust, Series 19	35-2603977	83189L102	83189L110	83189L136	83189L128		SMTRDS19	11/10/2018	0.04920	0.00792
SmartTrust®, Dynamic Sector Income Trust, Series 19	35-2603977	83189L102	83189L110	83189L136	83189L128		SMTRDS19	12/10/2018	0.06270	0.01009
SmartTrust®, CEFA Select BDC Trust, Series 12	35-2615646	83189N108	83189N116	83189N132	83189N124		STBDC012	4/10/2018	0.08610	0.00424
SmartTrust®, CEFA Select BDC Trust, Series 12	35-2615646	83189N108	83189N116	83189N132	83189N124		STBDC012	5/10/2018	0.03910	0.00193
SmartTrust®, CEFA Select BDC Trust, Series 12	35-2615646	83189N108	83189N116	83189N132	83189N124		STBDC012	6/10/2018	0.02720	0.00134
SmartTrust®, CEFA Select BDC Trust, Series 12	35-2615646	83189N108	83189N116	83189N132	83189N124		STBDC012	7/10/2018	0.16780	0.00827
SmartTrust®, CEFA Select BDC Trust, Series 12	35-2615646	83189N108	83189N116	83189N132	83189N124		STBDC012	8/10/2018	0.05250	0.00259
SmartTrust®, CEFA Select BDC Trust, Series 12	35-2615646	83189N108	83189N116	83189N132	83189N124		STBDC012	9/10/2018	0.02550	0.00126
SmartTrust®, CEFA Select BDC Trust, Series 12	35-2615646	83189N108	83189N116	83189N132	83189N124		STBDC012	10/10/2018	0.14120	0.00696
SmartTrust®, CEFA Select BDC Trust, Series 12	35-2615646	83189N108	83189N116	83189N132	83189N124		STBDC012	11/10/2018	0.05800	0.00286
SmartTrust®, CEFA Select BDC Trust, Series 12	35-2615646	83189N108	83189N116	83189N132	83189N124		STBDC012	12/10/2018	0.02650	0.00131
SmartTrust®, CEFA Select BDC Trust, Series 12	35-2615646	83189N108	83189N116	83189N132	83189N124		STBDC012	12/31/2018	0.11420	0.00563
SmartTrust®, Preferreds Plus Trust, Series 6	35-2615647	83189P103	83189P111	83189P137	83189P129		SMTRPP06	11/10/2018	0.34540	0.32240
SmartTrust®, Dorsey Wright® International Momentum Trust, Series 10	35-7195183	83189R109	83189R117	83189R133	83189R125		SMTRDW10	4/10/2018	0.02450	0.01239
SmartTrust®, Dorsey Wright® International Momentum Trust, Series 10	35-7195183	83189R109	83189R117	83189R133	83189R125		SMTRDW10	5/10/2018	0.01630	0.00824
SmartTrust®, Dorsey Wright® International Momentum Trust, Series 10	35-7195183	83189R109	83189R117	83189R133	83189R125		SMTRDW10	6/10/2018	0.03510	0.01775
SmartTrust®, Dorsey Wright® International Momentum Trust, Series 10	35-7195183	83189R109	83189R117	83189R133	83189R125		SMTRDW10	7/10/2018	0.01500	0.00759
SmartTrust®, Dorsey Wright® International Momentum Trust, Series 10	35-7195183	83189R109	83189R117	83189R133	83189R125		SMTRDW10	8/10/2018	0.01460	0.00738
SmartTrust®, Dorsey Wright® International Momentum Trust, Series 10	35-7195183	83189R109	83189R117	83189R133	83189R125		SMTRDW10	10/10/2018	0.02690	0.01361
SmartTrust®, Dorsey Wright® International Momentum Trust, Series 10	35-7195183	83189R109	83189R117	83189R133	83189R125		SMTRDW10	12/10/2018	0.01100	0.00556
SmartTrust®, Miller/Howard North American Energy Opportunities Trust, Series 9	35-7195184	83189T105	83189T113	83189T139	83189T121		SMTRMH09	3/10/2018	0.01620	0.00336
SmartTrust®, Miller/Howard North American Energy Opportunities Trust, Series 9	35-7195184	83189T105	83189T113	83189T139	83189T121		SMTRMH09	9/10/2018	0.03280	0.00681
SmartTrust®, Miller/Howard North American Energy Opportunities Trust, Series 9	35-7195184	83189T105	83189T113	83189T139	83189T121		SMTRMH09	12/10/2018	0.03030	0.00629
SmartTrust®, Miller/Howard North American Energy Opportunities Trust, Series 9	35-7195184	83189T105	83189T113	83189T139	83189T121		SMTRMH09	12/19/2018	0.03950	0.03950
SmartTrust®, Defensive 50 Equities Trust, Series 14	35-7195185	83189U102	83189U110	83189U136	83189U128		STDEFE14	3/10/2018	0.01190	0.00351
SmartTrust®, Defensive 50 Equities Trust, Series 14	35-7195185	83189U102	83189U110	83189U136	83189U128		STDEFE14	4/10/2018	0.02390	0.00705
SmartTrust®, Defensive 50 Equities Trust, Series 14	35-7195185	83189U102	83189U110	83189U136	83189U128		STDEFE14	5/10/2018	0.01440	0.00425
SmartTrust®, Defensive 50 Equities Trust, Series 14	35-7195185	83189U102	83189U110	83189U136	83189U128		STDEFE14	6/10/2018	0.01870	0.00551
SmartTrust®, Defensive 50 Equities Trust, Series 14	35-7195185	83189U102	83189U110	83189U136	83189U128		STDEFE14	7/10/2018	0.02290	0.00675
SmartTrust®, Defensive 50 Equities Trust, Series 14	35-7195185	83189U102	83189U110	83189U136	83189U128		STDEFE14	8/10/2018	0.01550	0.00457
SmartTrust®, Defensive 50 Equities Trust, Series 14	35-7195185	83189U102	83189U110	83189U136	83189U128		STDEFE14	9/10/2018	0.01830	0.00539
SmartTrust®, Defensive 50 Equities Trust, Series 14	35-7195185	83189U102	83189U110	83189U136	83189U128		STDEFE14	10/10/2018	0.02340	0.00690
SmartTrust®, Defensive 50 Equities Trust, Series 14	35-7195185	83189U102	83189U110	83189U136	83189U128		STDEFE14	11/10/2018	0.01550	0.00457
SmartTrust®, Defensive 50 Equities Trust, Series 14	35-7195185	83189U102	83189U110	83189U136	83189U128		STDEFE14	12/10/2018	0.01770	0.00522
SmartTrust®, Morningstar Dividend Yield Select Trust, Series 5	35-2621925	83189V100	83189V118	83189V134	83189V126		SMTRMD05	6/10/2018	0.02750	0.00487
SmartTrust®, Morningstar Dividend Yield Select Trust, Series 5	35-2621925	83189V100	83189V118	83189V134	83189V126		SMTRMD05	7/10/2018	0.04080	0.00722
SmartTrust®, Morningstar Dividend Yield Select Trust, Series 5	35-2621925	83189V100	83189V118	83189V134	83189V126		SMTRMD05	8/10/2018	0.02030	0.00359
SmartTrust®, Morningstar Dividend Yield Select Trust, Series 5	35-2621925	83189V100	83189V118	83189V134	83189V126		SMTRMD05	9/10/2018	0.03120	0.00552
SmartTrust®, Morningstar Dividend Yield Select Trust, Series 5	35-2621925	83189V100	83189V118	83189V134	83189V126		SMTRMD05	10/10/2018	0.03590	0.00635
SmartTrust®, Morningstar Dividend Yield Select Trust, Series 5	35-2621925	83189V100	83189V118	83189V134	83189V126		SMTRMD05	11/10/2018	0.01660	0.00294
SmartTrust®, Morningstar Dividend Yield Select Trust, Series 5	35-2621925	83189V100	83189V118	83189V134	83189V126		SMTRMD05	12/10/2018	0.02770	0.00490
SmartTrust®, Rising Interest Rates Hedge Trust, Series 10	35-2615568	83189X106	83189X114	83189X130	83189X122		STRIRH10	4/10/2018	0.03210	0.00145
SmartTrust®, Rising Interest Rates Hedge Trust, Series 10	35-2615568	83189X106	83189X114	83189X130	83189X122		STRIRH10	5/10/2018	0.03980	0.00179
SmartTrust®, Rising Interest Rates Hedge Trust, Series 10	35-2615568	83189X106	83189X114	83189X130	83189X122		STRIRH10	6/10/2018	0.05370	0.00242
SmartTrust®, Rising Interest Rates Hedge Trust, Series 10	35-2615568	83189X106	83189X114	83189X130	83189X122		STRIRH10	7/10/2018	0.03680	0.00166
SmartTrust®, Rising Interest Rates Hedge Trust, Series 10	35-2615568	83189X106	83189X114	83189X130	83189X122		STRIRH10	8/10/2018	0.04050	0.00183
SmartTrust®, Rising Interest Rates Hedge Trust, Series 10	35-2615568	83189X106	83189X114	83189X130	83189X122		STRIRH10	9/10/2018	0.05110	0.00230
SmartTrust®, Rising Interest Rates Hedge Trust, Series 10	35-2615568	83189X106	83189X114	83189X130	83189X122		STRIRH10	10/10/2018	0.04200	0.00189
SmartTrust®, Rising Interest Rates Hedge Trust, Series 10	35-2615568	83189X106	83189X114	83189X130	83189X122		STRIRH10	11/10/2018	0.03530	0.00159
SmartTrust®, Rising Interest Rates Hedge Trust, Series 10	35-2615568	83189X106	83189X114	83189X130	83189X122		STRIRH10	12/10/2018	0.04320	0.00195
SmartTrust®, Rising Interest Rates Hedge Trust, Series 10	35-2615568	83189X106	83189X114	83189X130	83189X122		STRIRH10	12/31/2018	0.07540	0.00340
SmartTrust®, Dorsey Wright® International Momentum Trust, Series 11	35-2621927	83189Y104	83189Y112	83189Y138	83189Y120		SMTRDW11	5/10/2018	0.01220	0.00793
SmartTrust®, Dorsey Wright® International Momentum Trust, Series 11	35-2621927	83189Y104	83189Y112	83189Y138	83189Y120		SMTRDW11	6/10/2018	0.01670	0.01085
SmartTrust®, Dorsey Wright® International Momentum Trust, Series 11	35-2621927	83189Y104	83189Y112	83189Y138	83189Y120		SMTRDW11	7/10/2018	0.01210	0.00786
SmartTrust®, Dorsey Wright® International Momentum Trust, Series 11	35-2621927	83189Y104	83189Y112	83189Y138	83189Y120		SMTRDW11	8/10/2018	0.03360	0.02183
SmartTrust®, Dorsey Wright® International Momentum Trust, Series 11	35-2621927	83189Y104	83189Y112	83189Y138	83189Y120		SMTRDW11	10/10/2018	0.03080	0.02001

Issuer's Name	EIN	CUSIP 1	CUSIP 2	CUSIP 3	CUSIP 4	CUSIP 5	Ticker Symbol	Date of Corporate Action	Distribution Per Unit	Per Unit Reduction of Taxpayer's Basis
SmartTrust®, Morningstar Dividend Yield Select Trust, Series 6	35-2630889	83191M106	83191M114	83191M130	83191M122		SMTRMD06	9/10/2018	0.04100	0.00975
SmartTrust®, Morningstar Dividend Yield Select Trust, Series 6	35-2630889	83191M106	83191M114	83191M130	83191M122		SMTRMD06	10/10/2018	0.03110	0.00739
SmartTrust®, Morningstar Dividend Yield Select Trust, Series 6	35-2630889	83191M106	83191M114	83191M130	83191M122		SMTRMD06	11/10/2018	0.01760	0.00418
SmartTrust®, Morningstar Dividend Yield Select Trust, Series 6	35-2630889	83191M106	83191M114	83191M130	83191M122		SMTRMD06	12/10/2018	0.04410	0.01048
SmartTrust®, CEFA Select BDC Trust, Series 13	35-2630894	83191N104	83191N112	83191N138	83191N120		STBDC013	9/10/2018	0.01710	0.00131
SmartTrust®, CEFA Select BDC Trust, Series 13	35-2630894	83191N104	83191N112	83191N138	83191N120		STBDC013	10/10/2018	0.16550	0.01266
SmartTrust®, CEFA Select BDC Trust, Series 13	35-2630894	83191N104	83191N112	83191N138	83191N120		STBDC013	11/10/2018	0.04090	0.00313
SmartTrust®, CEFA Select BDC Trust, Series 13	35-2630894	83191N104	83191N112	83191N138	83191N120		STBDC013	12/10/2018	0.02730	0.00209
SmartTrust®, CEFA Select BDC Trust, Series 13	35-2630894	83191N104	83191N112	83191N138	83191N120		STBDC013	12/31/2018	0.16660	0.01274
SmartTrust®, Rising Interest Rates Hedge Trust, Series 11	35-2633803	83191R105	83191R113	83191R139	83191R121		STRIRH11	12/19/2018	0.03600	0.01110
SmartTrust®, Defensive 50 Equities Trust, Series 15	35-2621929	83200A101	83200A119	83200A135	83200A127		STDEFE15	6/10/2018	0.01440	0.00495
SmartTrust®, Defensive 50 Equities Trust, Series 15	35-2621929	83200A101	83200A119	83200A135	83200A127		STDEFE15	7/10/2018	0.01970	0.00677
SmartTrust®, Defensive 50 Equities Trust, Series 15	35-2621929	83200A101	83200A119	83200A135	83200A127		STDEFE15	9/10/2018	0.02610	0.00897
SmartTrust®, Defensive 50 Equities Trust, Series 15	35-2621929	83200A101	83200A119	83200A135	83200A127		STDEFE15	10/10/2018	0.01990	0.00684
SmartTrust®, Defensive 50 Equities Trust, Series 15	35-2621929	83200A101	83200A119	83200A135	83200A127		STDEFE15	12/10/2018	0.02920	0.01003
SmartTrust®, Zacks GARP Composite 35 Trust, Series 17	35-2621930	83200B109	83200B117	83200B133	83200B125		STGARP17	7/10/2018	0.03050	0.01279
SmartTrust®, Zacks GARP Composite 35 Trust, Series 17	35-2621930	83200B109	83200B117	83200B133	83200B125		STGARP17	10/10/2018	0.02840	0.01191
SmartTrust®, Zacks GARP Composite 35 Trust, Series 17	35-2621930	83200B109	83200B117	83200B133	83200B125		STGARP17	12/10/2018	0.01210	0.00507
SmartTrust®, E-Commerce Ecosystem Trust, Series 2	35-2615566	83200D105	83200D113	83200D139	83200D121		SMTREC02	6/10/2018	0.01980	0.01980
SmartTrust®, E-Commerce Ecosystem Trust, Series 2	35-2615566	83200D105	83200D113	83200D139	83200D121		SMTREC02	6/10/2018	0.24920	0.24920
SmartTrust®, E-Commerce Ecosystem Trust, Series 2	35-2615566	83200D105	83200D113	83200D139	83200D121		SMTREC02	9/10/2018	0.01760	0.01760
SmartTrust®, E-Commerce Ecosystem Trust, Series 2	35-2615566	83200D105	83200D113	83200D139	83200D121		SMTREC02	11/10/2018	0.01070	0.01070
SmartTrust®, E-Commerce Ecosystem Trust, Series 2	35-2615566	83200D105	83200D113	83200D139	83200D121		SMTREC02	12/10/2018	0.01050	0.01050
SmartTrust®, Dynamic Sector Income Trust, Series 20	35-2615569	83200F100	83200F118	83200F134	83200F126		SMTRDS20	4/10/2018	0.03020	0.00335
SmartTrust®, Dynamic Sector Income Trust, Series 20	35-2615569	83200F100	83200F118	83200F134	83200F126		SMTRDS20	5/10/2018	0.04050	0.00449
SmartTrust®, Dynamic Sector Income Trust, Series 20	35-2615569	83200F100	83200F118	83200F134	83200F126		SMTRDS20	6/10/2018	0.06380	0.00708
SmartTrust®, Dynamic Sector Income Trust, Series 20	35-2615569	83200F100	83200F118	83200F134	83200F126		SMTRDS20	7/10/2018	0.04780	0.00530
SmartTrust®, Dynamic Sector Income Trust, Series 20	35-2615569	83200F100	83200F118	83200F134	83200F126		SMTRDS20	8/10/2018	0.04170	0.00462
SmartTrust®, Dynamic Sector Income Trust, Series 20	35-2615569	83200F100	83200F118	83200F134	83200F126		SMTRDS20	9/10/2018	0.05640	0.00625
SmartTrust®, Dynamic Sector Income Trust, Series 20	35-2615569	83200F100	83200F118	83200F134	83200F126		SMTRDS20	10/10/2018	0.05560	0.00617
SmartTrust®, Dynamic Sector Income Trust, Series 20	35-2615569	83200F100	83200F118	83200F134	83200F126		SMTRDS20	11/10/2018	0.03650	0.00405
SmartTrust®, Dynamic Sector Income Trust, Series 20	35-2615569	83200F100	83200F118	83200F134	83200F126		SMTRDS20	12/10/2018	0.05040	0.00559
SmartTrust®, Dynamic Sector Income Trust, Series 20	35-2615569	83200F100	83200F118	83200F134	83200F126		SMTRDS20	12/19/2018	0.01600	0.00977
SmartTrust®, Dynamic Sector Income Trust, Series 20	35-2615569	83200F100	83200F118	83200F134	83200F126		SMTRDS20	12/31/2018	0.02170	0.00241
SmartTrust®, Dynamic Sector Income Trust, Series 21	35-2627553	83200G108	83200G116	83200G132	83200G124		SMTRDS21	8/10/2018	0.03450	0.00445
SmartTrust®, Dynamic Sector Income Trust, Series 21	35-2627553	83200G108	83200G116	83200G132	83200G124		SMTRDS21	9/10/2018	0.05350	0.00690
SmartTrust®, Dynamic Sector Income Trust, Series 21	35-2627553	83200G108	83200G116	83200G132	83200G124		SMTRDS21	10/10/2018	0.03130	0.00404
SmartTrust®, Dynamic Sector Income Trust, Series 21	35-2627553	83200G108	83200G116	83200G132	83200G124		SMTRDS21	11/10/2018	0.04870	0.00628
SmartTrust®, Dynamic Sector Income Trust, Series 21	35-2627553	83200G108	83200G116	83200G132	83200G124		SMTRDS21	12/10/2018	0.05090	0.00657
SmartTrust®, Dynamic Sector Income Trust, Series 21	35-2627553	83200G108	83200G116	83200G132	83200G124		SMTRDS21	12/31/2018	0.02830	0.00365
SmartTrust®, Enhanced Value II Trust, Series 20	35-2621932	83200H106	83200H114	83200H130	83200H122		SMTREV20	6/10/2018	0.01910	0.00469
SmartTrust®, Enhanced Value II Trust, Series 20	35-2621932	83200H106	83200H114	83200H130	83200H122		SMTREV20	7/10/2018	0.03070	0.00754
SmartTrust®, Enhanced Value II Trust, Series 20	35-2621932	83200H106	83200H114	83200H130	83200H122		SMTREV20	8/10/2018	0.02800	0.00688
SmartTrust®, Enhanced Value II Trust, Series 20	35-2621932	83200H106	83200H114	83200H130	83200H122		SMTREV20	9/10/2018	0.02960	0.00727
SmartTrust®, Enhanced Value II Trust, Series 20	35-2621932	83200H106	83200H114	83200H130	83200H122		SMTREV20	10/10/2018	0.04980	0.01224
SmartTrust®, Enhanced Value II Trust, Series 20	35-2621932	83200H106	83200H114	83200H130	83200H122		SMTREV20	11/10/2018	0.02820	0.00693
SmartTrust®, Enhanced Value II Trust, Series 20	35-2621932	83200H106	83200H114	83200H130	83200H122		SMTREV20	12/10/2018	0.03460	0.00850
SmartTrust®, Enhanced Value II Trust, Series 20	35-2621932	83200H106	83200H114	83200H130	83200H122		SMTREV20	12/31/2018	0.01840	0.00452
SmartTrust®, Miller/Howard North American Energy Opportunities Trust, Series 10	35-2621928	83200J102	83200J110	83200J136	83200J128		SMTRMH10	6/10/2018	0.03260	0.01452
SmartTrust®, Miller/Howard North American Energy Opportunities Trust, Series 10	35-2621928	83200J102	83200J110	83200J136	83200J128		SMTRMH10	7/10/2018	0.01280	0.00570
SmartTrust®, Miller/Howard North American Energy Opportunities Trust, Series 10	35-2621928	83200J102	83200J110	83200J136	83200J128		SMTRMH10	9/10/2018	0.03310	0.01475
SmartTrust®, Miller/Howard North American Energy Opportunities Trust, Series 10	35-2621928	83200J102	83200J110	83200J136	83200J128		SMTRMH10	10/10/2018	0.01230	0.00548
SmartTrust®, Miller/Howard North American Energy Opportunities Trust, Series 10	35-2621928	83200J102	83200J110	83200J136	83200J128		SMTRMH10	12/10/2018	0.04230	0.01884
SmartTrust®, Strategic Growth & Income Trust, Series 15	35-2622035	83200K109	83200K117	83200K133	83200K125		SMTRSG15	7/10/2018	0.04010	0.00517
SmartTrust®, Strategic Growth & Income Trust, Series 15	35-2622035	83200K109	83200K117	83200K133	83200K125		SMTRSG15	8/10/2018	0.06270	0.00809
SmartTrust®, Strategic Growth & Income Trust, Series 15	35-2622035	83200K109	83200K117	83200K133	83200K125		SMTRSG15	9/10/2018	0.05350	0.00690

Issuer's Name	EIN	CUSIP 1	CUSIP 2	CUSIP 3	CUSIP 4	CUSIP 5	Ticker Symbol	Date of Corporate Action	Distribution Per Unit	Per Unit Reduction of Taxpayer's Basis
SmartTrust®, Strategic Growth & Income Trust, Series 15	35-2622035	83200K109	83200K117	83200K133	83200K125		SMTRSG15	10/10/2018	0.04260	0.00550
SmartTrust®, Strategic Growth & Income Trust, Series 15	35-2622035	83200K109	83200K117	83200K133	83200K125		SMTRSG15	11/10/2018	0.06300	0.00813
SmartTrust®, Strategic Growth & Income Trust, Series 15	35-2622035	83200K109	83200K117	83200K133	83200K125		SMTRSG15	12/10/2018	0.05320	0.00686
SmartTrust®, Strategic Growth & Income Trust, Series 15	35-2622035	83200K109	83200K117	83200K133	83200K125		SMTRSG15	12/31/2018	0.04130	0.00533
SmartTrust®, Argus Dividend Growers Total Return Trust, Series 16	35-2621926	83200L107	83200L115	83200L131	83200L123		SMTRAR16	6/10/2018	0.01820	0.00983
SmartTrust®, Argus Dividend Growers Total Return Trust, Series 16	35-2621926	83200L107	83200L115	83200L131	83200L123		SMTRAR16	7/10/2018	0.01220	0.00659
SmartTrust®, Argus Dividend Growers Total Return Trust, Series 16	35-2621926	83200L107	83200L115	83200L131	83200L123		SMTRAR16	9/10/2018	0.02820	0.01523
SmartTrust®, Argus Dividend Growers Total Return Trust, Series 16	35-2621926	83200L107	83200L115	83200L131	83200L123		SMTRAR16	10/10/2018	0.01780	0.00961
SmartTrust®, Argus Dividend Growers Total Return Trust, Series 16	35-2621926	83200L107	83200L115	83200L131	83200L123		SMTRAR16	12/10/2018	0.02540	0.01371
SmartTrust®, Portfolio of Closed-End Fund Opportunities Trust, Series 15	35-2621933	83200R104	83200R112	83200R138	83200R120		SMTRIG15	6/10/2018	0.03570	0.00081
SmartTrust®, Portfolio of Closed-End Fund Opportunities Trust, Series 15	35-2621933	83200R104	83200R112	83200R138	83200R120		SMTRIG15	7/10/2018	0.05160	0.00117
SmartTrust®, Portfolio of Closed-End Fund Opportunities Trust, Series 15	35-2621933	83200R104	83200R112	83200R138	83200R120		SMTRIG15	8/10/2018	0.07150	0.00162
SmartTrust®, Portfolio of Closed-End Fund Opportunities Trust, Series 15	35-2621933	83200R104	83200R112	83200R138	83200R120		SMTRIG15	9/10/2018	0.04680	0.00106
SmartTrust®, Portfolio of Closed-End Fund Opportunities Trust, Series 15	35-2621933	83200R104	83200R112	83200R138	83200R120		SMTRIG15	10/10/2018	0.05180	0.00118
SmartTrust®, Portfolio of Closed-End Fund Opportunities Trust, Series 15	35-2621933	83200R104	83200R112	83200R138	83200R120		SMTRIG15	11/10/2018	0.07120	0.00162
SmartTrust®, Portfolio of Closed-End Fund Opportunities Trust, Series 15	35-2621933	83200R104	83200R112	83200R138	83200R120		SMTRIG15	12/10/2018	0.05100	0.00116
SmartTrust®, Portfolio of Closed-End Fund Opportunities Trust, Series 15	35-2621933	83200R104	83200R112	83200R138	83200R120		SMTRIG15	12/31/2018	0.04000	0.00091
SmartTrust®, Argus Dividend Growers Total Return Trust, Series 17	35-2630888	83200V105	83200V113	83200V139	83200V121		SMTRAR17	9/10/2018	0.02140	0.00838
SmartTrust®, Argus Dividend Growers Total Return Trust, Series 17	35-2630888	83200V105	83200V113	83200V139	83200V121		SMTRAR17	10/10/2018	0.01900	0.00744
SmartTrust®, Argus Dividend Growers Total Return Trust, Series 17	35-2630888	83200V105	83200V113	83200V139	83200V121		SMTRAR17	12/10/2018	0.02430	0.00951
SmartTrust®, Preferreds Plus Trust, Series 7	35-2630895	83200W103	83200W111	83200W137	83200W129		SMTRPP07	9/10/2018	0.03670	0.00892
SmartTrust®, Preferreds Plus Trust, Series 7	35-2630895	83200W103	83200W111	83200W137	83200W129		SMTRPP07	10/10/2018	0.06600	0.01604
SmartTrust®, Preferreds Plus Trust, Series 7	35-2630895	83200W103	83200W111	83200W137	83200W129		SMTRPP07	11/10/2018	0.02230	0.00542
SmartTrust®, Preferreds Plus Trust, Series 7	35-2630895	83200W103	83200W111	83200W137	83200W129		SMTRPP07	12/10/2018	0.03590	0.00873
SmartTrust®, Preferreds Plus Trust, Series 7	35-2630895	83200W103	83200W111	83200W137	83200W129		SMTRPP07	12/31/2018	0.07300	0.01775
SmartTrust®, Dorsey Wright® International Momentum Trust, Series 12	35-2630890	83200X101	83200X119	83200X135	83200X127		SMTRDW12	10/10/2018	0.02300	0.02300
SmartTrust®, Defensive 50 Equities Trust, Series 16	35-2630892	83200Y109	83200Y117	83200Y133	83200Y125		STDEFE16	9/10/2018	0.02220	0.01020
SmartTrust®, Defensive 50 Equities Trust, Series 16	35-2630892	83200Y109	83200Y117	83200Y133	83200Y125		STDEFE16	10/10/2018	0.01720	0.00790
SmartTrust®, Defensive 50 Equities Trust, Series 16	35-2630892	83200Y109	83200Y117	83200Y133	83200Y125		STDEFE16	12/10/2018	0.03260	0.01497
SmartTrust®, Sustainable Impact Investing Trust, Series 12	35-2622034	83201A100	83201A118	83201A134	83201A126		SMTRSI12	7/10/2018	0.01330	0.00242
SmartTrust®, Sustainable Impact Investing Trust, Series 12	35-2622034	83201A100	83201A118	83201A134	83201A126		SMTRSI12	8/10/2018	0.01310	0.00238
SmartTrust®, Sustainable Impact Investing Trust, Series 12	35-2622034	83201A100	83201A118	83201A134	83201A126		SMTRSI12	10/10/2018	0.02880	0.00523
SmartTrust®, Sustainable Impact Investing Trust, Series 12	35-2622034	83201A100	83201A118	83201A134	83201A126		SMTRSI12	11/10/2018	0.01620	0.00294
SmartTrust®, Portfolio of Closed-End Fund Opportunities Trust, Series 16	35-2633804	83201B108	83201B116	83201B132	83201B124		SMTRIG16	9/10/2018	0.02010	0.00380
SmartTrust®, Portfolio of Closed-End Fund Opportunities Trust, Series 16	35-2633804	83201B108	83201B116	83201B132	83201B124		SMTRIG16	10/10/2018	0.05730	0.01082
SmartTrust®, Portfolio of Closed-End Fund Opportunities Trust, Series 16	35-2633804	83201B108	83201B116	83201B132	83201B124		SMTRIG16	11/10/2018	0.05930	0.01120
SmartTrust®, Portfolio of Closed-End Fund Opportunities Trust, Series 16	35-2633804	83201B108	83201B116	83201B132	83201B124		SMTRIG16	12/10/2018	0.05970	0.01128
SmartTrust®, Portfolio of Closed-End Fund Opportunities Trust, Series 16	35-2633804	83201B108	83201B116	83201B132	83201B124		SMTRIG16	12/31/2018	0.04620	0.00873
SmartTrust®, Miller/Howard North American Energy Opportunities Trust, Series 11	35-2630891	83201C106	83201C114	83201C130	83201C122		SMTRMH11	12/19/2018	0.02440	0.02440
SmartTrust®, Miller/Howard North American Energy Opportunities Trust, Series 11	35-2630891	83201C106	83201C114	83201C130	83201C122		SMTRMH11	12/31/2018	0.02130	0.02074
SmartTrust®, Enhanced Value II Trust, Series 21	35-2633805	83201D104	83201D112	83201D138	83201D120		SMTREV21	9/10/2018	0.01250	0.00607
SmartTrust®, Enhanced Value II Trust, Series 21	35-2633805	83201D104	83201D112	83201D138	83201D120		SMTREV21	10/10/2018	0.03600	0.01749
SmartTrust®, Enhanced Value II Trust, Series 21	35-2633805	83201D104	83201D112	83201D138	83201D120		SMTREV21	11/10/2018	0.03810	0.01851
SmartTrust®, Enhanced Value II Trust, Series 21	35-2633805	83201D104	83201D112	83201D138	83201D120		SMTREV21	12/10/2018	0.04180	0.02031
SmartTrust®, Enhanced Value II Trust, Series 21	35-2633805	83201D104	83201D112	83201D138	83201D120		SMTREV21	12/19/2018	0.01020	0.00630
SmartTrust®, Enhanced Value II Trust, Series 21	35-2633805	83201D104	83201D112	83201D138	83201D120		SMTREV21	12/31/2018	0.02250	0.01093
SmartTrust®, Technology Revolution Trust, Series 1	35-2622033	83201G107	83201G115	83201G131	83201G123		SMTRTR01	12/31/2018	0.00170	0.00170
SmartTrust®, E-Commerce Ecosystem Trust, Series 3	35-2633801	83201J101	83201J119	83201J135	83201J127		SMTRREC03	12/19/2018	0.00170	0.00170
SmartTrust®, E-Commerce Ecosystem Trust, Series 3	35-2633801	83201J101	83201J119	83201J135	83201J127		SMTRREC03	12/31/2018	0.00720	0.00393
SmartTrust®, Dynamic Sector Income Trust, Series 22	35-2639973	83201K108	83201K116	83201K132	83201K124		SMTRDS22	12/19/2018	0.03190	0.02019
SmartTrust®, Morningstar Dividend Yield Select Trust, Series 7	35-2636435	83201M104	83201M112	83201M138	83201M120		SMTRMD07	12/19/2018	0.01310	0.00622
SmartTrust®, Argus Modern Innovators Trust, Series 3	35-2633802	83201P107	83201P115	83201P131	83201P123		SMTRMI03	12/19/2018	0.00720	0.00363

Issuer's Name	EIN	CUSIP 1	CUSIP 2	CUSIP 3	CUSIP 4	CUSIP 5	Ticker Symbol	Date of Corporate Action	Distribution Per Unit	Per Unit Reduction of Taxpayer's Basis
SmartTrust, Portfolio of Closed-End Fund Opportunities Trust, Series 17	35-2642551	83201Q105	83201Q113	83201Q139	83201Q121		SMTRIG17	12/31/2018	0.06360	0.00059
SmartTrust®, Defensive 50 Equities Trust, Series 17	35-2639971	83201R103	83201R111	83201R137	83201R129		STDEFE17	12/10/2018	0.02080	0.00310
SmartTrust®, Defensive 50 Equities Trust, Series 17	35-2639971	83201R103	83201R111	83201R137	83201R129		STDEFE17	12/19/2018	0.00310	0.00232
SmartTrust®, Defensive 50 Equities Trust, Series 17	35-2639971	83201R103	83201R111	83201R137	83201R129		STDEFE17	12/31/2018	0.01800	0.00268
SmartTrust®, Zacks GARP Composite 35 Trust, Series19	35-2639972	83201V104	83201V112	83201V138	83201V120		STGARP19	12/31/2018	0.02790	0.00884
SmartTrust®, Technology Revolution Trust, Series 2	35-2642526	83201X100	83201X126	83201X142	83201X134		SMTRTR02	12/31/2018	0.00540	0.00540
SmartTrust®, Argus Dividend Growers Total Return Trust, Series 18	35-2636436	83201Y108	83201Y116	83201Y132	83201Y124		SMTRAR18	12/19/2018	0.00670	0.00419
SmartTrust, Enhanced Value II Trust, Series 22	35-2642550	83202B107	83202B115	83202B131	83202B123		SMTREV22	12/31/2018	0.03600	0.01405
SmartTrust®, CEFA Select BDC Trust, Series 14	35-2642527	83202C105	83202C113	83202C139	83202C121		STBDC014	12/10/2018	0.01890	0.00058
SmartTrust®, CEFA Select BDC Trust, Series 14	35-2642527	83202C105	83202C113	83202C139	83202C121		STBDC014	12/31/2018	0.20580	0.00636
SmartTrust®, Dorsey Wright® International MomentumTrust, Series 13	35-2636438	83202H104	83202H112	83202H138	83202H120		SMTRDW13	12/31/2018	0.00930	0.00930
SmartTrust®, Miller/Howard North American Energy Opportunities Trust, Series 12	35-2639970	83202J100	83202J118	83202J134	83202J126		SMTRMH12	12/19/2018	0.02190	0.02190
SmartTrust®, Miller/Howard North American Energy Opportunities Trust, Series 12	35-2639970	83202J100	83202J118	83202J134	83202J126		SMTRMH12	12/31/2018	0.00720	0.00720
SmartTrust®, Sustainable Impact Investing Trust, Series 13	35-2642529	83202M103	83202M111	83202M137	83202M129		SMTRSI13	12/31/2018	0.01400	0.00037
SmartTrust, Preferred Plus Trust, Series 8	35-2642548	83202N101	83202N119	83202N135	83202N127		SMTRPP08	12/31/2018	0.05910	0.00383
SmartTrust®, SMID Strength Trust, Series 1	35-2642528	83203A108	83203A116	83203A132	83203A124		STSMID01	12/31/2018	0.02820	0.00018
Targeted Maturity Investment Grade Corporate Trust, Series 2021-1	35-2568716	87614V114	87614V106				TGMT2101	1/10/2018	3.16000	1.09968
Targeted Maturity Investment Grade Corporate Trust, Series 2021-1	35-2568716	87614V114	87614V106				TGMT2101	2/10/2018	2.91000	1.01268
Targeted Maturity Investment Grade Corporate Trust, Series 2021-1	35-2568716	87614V114	87614V106				TGMT2101	2/10/2018	30.36000	30.36000
Targeted Maturity Investment Grade Corporate Trust, Series 2021-1	35-2568716	87614V114	87614V106				TGMT2101	3/10/2018	2.92000	1.01616
Targeted Maturity Investment Grade Corporate Trust, Series 2021-1	35-2568716	87614V114	87614V106				TGMT2101	4/10/2018	2.89000	1.00572
Targeted Maturity Investment Grade Corporate Trust, Series 2021-1	35-2568716	87614V114	87614V106				TGMT2101	5/10/2018	2.77000	0.96396
Targeted Maturity Investment Grade Corporate Trust, Series 2021-1	35-2568716	87614V114	87614V106				TGMT2101	5/10/2018	57.08000	57.08000
Targeted Maturity Investment Grade Corporate Trust, Series 2021-1	35-2568716	87614V114	87614V106				TGMT2101	6/10/2018	2.73000	0.95004
Targeted Maturity Investment Grade Corporate Trust, Series 2021-1	35-2568716	87614V114	87614V106				TGMT2101	7/10/2018	2.72000	0.94656
Targeted Maturity Investment Grade Corporate Trust, Series 2021-1	35-2568716	87614V114	87614V106				TGMT2101	8/10/2018	2.75000	0.95700
Targeted Maturity Investment Grade Corporate Trust, Series 2021-1	35-2568716	87614V114	87614V106				TGMT2101	9/10/2018	2.74000	0.95352
Targeted Maturity Investment Grade Corporate Trust, Series 2021-1	35-2568716	87614V114	87614V106				TGMT2101	10/10/2018	2.74000	0.95352
Targeted Maturity Investment Grade Corporate Trust, Series 2021-1	35-2568716	87614V114	87614V106				TGMT2101	11/10/2018	2.74000	0.95352
Targeted Maturity Investment Grade Corporate Trust, Series 2021-1	35-2568716	87614V114	87614V106				TGMT2101	12/10/2018	2.77000	0.96396
TAX EXEMPT SECURITIES TRUST CA224 INS	20-5393357	87676K121					ICA224	2/6/2018	63.33000	61.95574
TAX EXEMPT SECURITIES TRUST CA224 INS	20-5393357	87676K121					ICA224	6/6/2018	80.64000	78.89011
TAX EXEMPT SECURITIES TRUST NAT'L 432	20-5393278	87676K261					NAT432	8/6/2018	51.02000	46.24963
TAX EXEMPT SECURITIES TRUST CALIFORNIA 226 INS	11-3797686	87676K329					I-CA226	2/6/2018	53.30000	51.63704
TAX EXEMPT SECURITIES TRUST INSURED NATIONAL 437	11-3797672	87676K378					INAT437	4/6/2018	104.81000	102.74524
TAX EXEMPT SECURITIES TRUST INSURED NATIONAL 437	11-3797672	87676K378					INAT437	8/6/2018	59.77000	58.59253
TAX EXEMPT SECURITIES TRUST INSURED NATIONAL 439	11-3804669	87676K394					INAT439	8/6/2018	61.19000	51.72391
TAX EXEMPT SECURITIES TRUST CALIFORNIA INSURED 228	11-3819569	87676K428					I-CA228	9/6/2018	135.35000	131.80383
TAX EXEMPT SECURITIES TRUST NATIONAL 442	11-3815437	87676K477					NAT442	9/6/2018	62.26000	58.11971
TAX EXEMPT SECURITIES TRUST NATIONAL 443	11-3819568	87676K485					NAT443	8/6/2018	45.04000	43.79239
TAX EXEMPT SECURITIES TRUST INSURED NATIONAL 444	11-3819611	87676K527					INAT444	4/6/2018	26.50000	25.43735
TAX EXEMPT SECURITIES TRUST INSURED NATIONAL 444	11-3819611	87676K527					INAT444	5/6/2018	59.00000	56.63410
VAN KAMPEN BLACKROCK CORPORATE OPPORTUNITY TRUSTSERIES 2	26-4666661	921144127	921144135				VKBR2	1/10/2018	64.63000	63.49898

Issuer's Name	EIN	CUSIP 1	CUSIP 2	CUSIP 3	CUSIP 4	CUSIP 5	Ticker Symbol	Date of Corporate Action	Distribution Per Unit	Per Unit Reduction of Taxpayer's Basis
VAN KAMPEN BLACKROCK CORPORATE OPPORTUNITY TRUSTSERIES 3	27-0156239	921144143	921144150				VKBR3	2/10/2018	47.93000	46.72216
VAN KAMPEN BLACKROCK CORPORATE OPPORTUNITY TRUSTSERIES 3	27-0156239	921144143	921144150				VKBR3	4/10/2018	42.21000	41.14631
VAN KAMPEN BLACKROCK CORPORATE OPPORTUNITY TRUSTSERIES 3	27-0156239	921144143	921144150				VKBR3	6/10/2018	8.80000	8.57824
VAN KAMPEN BLACKROCK CORPORATE OPPORTUNITY TRUSTSERIES 3	27-0156239	921144143	921144150				VKBR3	7/10/2018	107.73000	105.01520
VAN KAMPEN BLACKROCK CORPORATE OPPORTUNITY TRUSTSERIES 3	27-0156239	921144143	921144150				VKBR3	9/10/2018	59.57000	58.06884
VAN KAMPEN BLACKROCK CORPORATE OPPORTUNITY TRUSTSERIES 3	27-0156239	921144143	921144150				VKBR3	10/10/2018	50.33000	49.06168
VAN KAMPEN BLACKROCK CORPORATE OPPORTUNITY TRUSTSERIES 4	27-0354897	921144168	921144176				VKBR4	1/10/2018	112.53000	109.81803
VAN KAMPEN BLACKROCK CORPORATE OPPORTUNITY TRUSTSERIES 4	27-0354897	921144168	921144176				VKBR4	2/10/2018	53.58000	52.28872
VAN KAMPEN BLACKROCK CORPORATE OPPORTUNITY TRUSTSERIES 4	27-0354897	921144168	921144176				VKBR4	4/10/2018	24.96000	24.35846
VAN KAMPEN BLACKROCK CORPORATE OPPORTUNITY TRUSTSERIES 4	27-0354897	921144168	921144176				VKBR4	6/10/2018	35.43000	34.57614
VAN KAMPEN BLACKROCK CORPORATE OPPORTUNITY TRUSTSERIES 4	27-0354897	921144168	921144176				VKBR4	7/10/2018	134.23000	130.99506
VAN KAMPEN BLACKROCK CORPORATE OPPORTUNITY TRUSTSERIES 4	27-0354897	921144168	921144176				VKBR4	10/10/2018	35.59000	34.73228
INVESTMENT GRADE TRUST SER 25	20-5699166	92115X585					VIGT25	1/10/2018	0.15000	0.15000
INVESTMENT GRADE TRUST SER 25	20-5699166	92115X585					VIGT25	2/10/2018	0.16000	0.16000
INVESTMENT GRADE TRUST SER 25	20-5699166	92115X585					VIGT25	3/10/2018	0.16000	0.16000
INVESTMENT GRADE TRUSTS SERIES 26	11-3804681	92115X601					VIGT26	1/10/2018	0.29000	0.29000
INVESTMENT GRADE TRUSTS SERIES 26	11-3804681	92115X601					VIGT26	2/10/2018	0.32000	0.32000
INVESTMENT GRADE TRUSTS SERIES 26	11-3804681	92115X601					VIGT26	3/10/2018	0.32000	0.32000
INVESTMENT GRADE TRUST, SERIES 30	11-3841994	92115X692	92115X684				VIGT30	2/10/2018	28.40000	24.57736
INVESTMENT GRADE TRUST, SERIES 30	11-3841994	92115X692	92115X684				VIGT30	5/10/2018	42.98000	37.19489
INVESTMENT GRADE TRUST, SERIES 32	32-0270416	92115X734	92115X726				VIGT32	1/10/2018	23.23000	21.51098
INVESTMENT GRADE TRUST, SERIES 32	32-0270416	92115X734	92115X726				VIGT32	2/10/2018	220.55000	204.22930
INVESTMENT GRADE TRUST, SERIES 33	26-4075447	92115X759	92115X742				VIGT33	1/10/2018	44.83000	44.37722
INVESTMENT GRADE TRUST, SERIES 33	26-4075447	92115X759	92115X742				VIGT33	2/10/2018	91.08000	90.16009
INVESTMENT GRADE TRUST, SERIES 34	26-4141944	92115X775	92115X767				VIGT34	1/10/2018	70.47000	69.92033
INVESTMENT GRADE TRUST, SERIES 34	26-4141944	92115X775	92115X767				VIGT34	5/10/2018	50.68000	50.28470
INVESTMENT GRADE TRUST, SERIES 34	26-4141944	92115X775	92115X767				VIGT34	6/10/2018	95.73000	94.98331
INVESTMENT GRADE TRUST, SERIES 35	26-4273147	92115X791	92115X783				VIGT35	1/10/2018	32.74000	30.99168
INVESTMENT GRADE TRUST, SERIES 35	26-4273147	92115X791	92115X783				VIGT35	2/10/2018	257.25000	243.51285
INTERMEDIATE CORPORATE INVESTMENT GRADE TRUST,SERIES 36	26-4388203	92115X817	92115X809				VIGT36	1/10/2018	73.12000	70.06358
INTERMEDIATE CORPORATE INVESTMENT GRADE TRUST,SERIES 36	26-4388203	92115X817	92115X809				VIGT36	2/10/2018	245.71000	235.43932
INTERMEDIATE CORPORATE INVESTMENT GRADE TRUST,SERIES 36	26-4388203	92115X817	92115X809				VIGT36	5/10/2018	70.19000	67.25606
INTERMEDIATE CORPORATE INVESTMENT GRADE TRUST,SERIES 37	26-4448364	92115X833	92115X825				VIGT37	1/10/2018	34.45000	34.32598
INTERMEDIATE CORPORATE INVESTMENT GRADE TRUST,SERIES 37	26-4448364	92115X833	92115X825				VIGT37	2/10/2018	150.69000	150.14752
INTERMEDIATE CORPORATE INVESTMENT GRADE TRUST,SERIES 37	26-4448364	92115X833	92115X825				VIGT37	5/10/2018	24.11000	24.02320
INTERMEDIATE CORPORATE INVESTMENT GRADE TRUST,SERIES 37	26-4448364	92115X833	92115X825				VIGT37	6/10/2018	85.18000	84.87335
INSURED INCOME TRUST, SERIES 143	20-5455358	92116B756	92116B749				VIIT143	3/10/2018	10.29000	5.76755
INSURED INCOME TRUST, SERIES 143	20-5455358	92116B756	92116B749				VIIT143	10/10/2018	11.95000	6.69798
INSURED INCOME TRUST, SERIES 144	20-5496980	92116B764					VIIT144	1/10/2018	0.96000	0.02477
INSURED INCOME TRUST, SERIES 144	20-5496980	92116B764					VIIT144	2/10/2018	0.98000	0.02528
INSURED INCOME TRUST, SERIES 144	20-5496980	92116B764					VIIT144	3/10/2018	1.00000	0.02580
INSURED INCOME TRUST, SERIES 144	20-5496980	92116B764					VIIT144	4/10/2018	1.00000	0.02580
INSURED INCOME TRUST, SERIES 144	20-5496980	92116B764					VIIT144	5/10/2018	1.00000	0.02580
INSURED INCOME TRUST, SERIES 144	20-5496980	92116B764					VIIT144	6/10/2018	1.09000	0.02812
INSURED INCOME TRUST, SERIES 144	20-5496980	92116B764					VIIT144	7/10/2018	0.97000	0.02503
INSURED INCOME TRUST, SERIES 144	20-5496980	92116B764					VIIT144	8/10/2018	0.95000	0.02451
INSURED INCOME TRUST, SERIES 144	20-5496980	92116B764					VIIT144	9/10/2018	0.96000	0.02477
INSURED INCOME TRUST, SERIES 144	20-5496980	92116B764					VIIT144	10/10/2018	0.94000	0.02425
INSURED INCOME TRUST, SERIES 144	20-5496980	92116B764					VIIT144	11/10/2018	0.91000	0.02348
INSURED INCOME TRUST, SERIES 144	20-5496980	92116B764					VIIT144	12/10/2018	0.90000	0.02322
INSURED INCOME TRUST, SERIES 144	20-5496980	92116B772					VIIT144	6/10/2018	6.08000	0.15686
INSURED INCOME TRUST, SERIES 144	20-5496980	92116B772					VIIT144	12/10/2018	5.68000	0.14654
INSURED INCOME TRUST, SERIES 144	20-5496980	92116B772	92116B764				VIIT144	12/10/2018	7.45000	7.45000
INSURED INCOME TRUST, SERIES 145	20-5716048	92116B798	92116B780				VIIT145	6/10/2018	1.09000	1.06537

Issuer's Name	EIN	CUSIP 1	CUSIP 2	CUSIP 3	CUSIP 4	CUSIP 5	Ticker Symbol	Date of Corporate Action	Distribution Per Unit	Per Unit Reduction of Taxpayer's Basis
INSURED INCOME TRUST SERIES 146	11-3792996	92116B806					VIIT146	1/10/2018	1.89000	0.03761
INSURED INCOME TRUST SERIES 146	11-3792996	92116B806					VIIT146	2/10/2018	1.91000	0.03801
INSURED INCOME TRUST SERIES 146	11-3792996	92116B806					VIIT146	3/10/2018	1.92000	0.03821
INSURED INCOME TRUST SERIES 146	11-3792996	92116B806					VIIT146	4/10/2018	1.90000	0.03781
INSURED INCOME TRUST SERIES 146	11-3792996	92116B806					VIIT146	5/10/2018	1.91000	0.03801
INSURED INCOME TRUST SERIES 146	11-3792996	92116B806					VIIT146	6/10/2018	1.90000	0.03781
INSURED INCOME TRUST SERIES 146	11-3792996	92116B806					VIIT146	7/10/2018	1.90000	0.03781
INSURED INCOME TRUST SERIES 146	11-3792996	92116B806					VIIT146	8/10/2018	1.90000	0.03781
INSURED INCOME TRUST SERIES 146	11-3792996	92116B806					VIIT146	9/10/2018	1.92000	0.03821
INSURED INCOME TRUST SERIES 146	11-3792996	92116B806					VIIT146	10/10/2018	1.92000	0.03821
INSURED INCOME TRUST SERIES 146	11-3792996	92116B806					VIIT146	11/10/2018	1.89000	0.03761
INSURED INCOME TRUST SERIES 146	11-3792996	92116B806					VIIT146	12/10/2018	1.89000	0.03761
INSURED INCOME TRUST SERIES 146	11-3792996	92116B814	92116B806				VIIT146	1/10/2018	53.33000	53.33000
INSURED INCOME TRUST SERIES 146	11-3792996	92116B814					VIIT146	6/10/2018	11.52000	0.22925
INSURED INCOME TRUST SERIES 146	11-3792996	92116B814					VIIT146	12/10/2018	11.51000	0.22905
INSURED INCOME TRUST, SERIES 151	11-3808348	92116B822					VIIT151	1/10/2018	1.13000	0.12939
INSURED INCOME TRUST, SERIES 151	11-3808348	92116B822					VIIT151	2/10/2018	1.09000	0.12481
INSURED INCOME TRUST, SERIES 151	11-3808348	92116B822					VIIT151	3/10/2018	1.10000	0.12595
INSURED INCOME TRUST, SERIES 151	11-3808348	92116B822					VIIT151	4/10/2018	1.09000	0.12481
INSURED INCOME TRUST, SERIES 151	11-3808348	92116B822					VIIT151	5/10/2018	1.28000	0.14656
INSURED INCOME TRUST, SERIES 151	11-3808348	92116B822					VIIT151	6/10/2018	1.10000	0.12595
INSURED INCOME TRUST, SERIES 151	11-3808348	92116B822					VIIT151	7/10/2018	1.10000	0.12595
INSURED INCOME TRUST, SERIES 151	11-3808348	92116B822					VIIT151	8/10/2018	1.10000	0.12595
INSURED INCOME TRUST, SERIES 151	11-3808348	92116B822					VIIT151	9/10/2018	1.11000	0.12710
INSURED INCOME TRUST, SERIES 151	11-3808348	92116B822					VIIT151	10/10/2018	2.43000	0.27824
INSURED INCOME TRUST, SERIES 151	11-3808348	92116B822					VIIT151	11/10/2018	1.18000	0.13511
INSURED INCOME TRUST, SERIES 151	11-3808348	92116B822					VIIT151	12/10/2018	1.20000	0.13740
INSURED INCOME TRUST, SERIES 151	11-3808348	92116B830	92116B822				VIIT151	1/10/2018	20.09000	20.09000
INSURED INCOME TRUST SERIES 152	11-3808370	92116B848					VIIT152	1/10/2018	1.08000	0.08435
INSURED INCOME TRUST SERIES 152	11-3808370	92116B848					VIIT152	2/10/2018	1.00000	0.07810
INSURED INCOME TRUST SERIES 152	11-3808370	92116B848					VIIT152	3/10/2018	1.02000	0.07966
INSURED INCOME TRUST SERIES 152	11-3808370	92116B848					VIIT152	4/10/2018	1.01000	0.07888
INSURED INCOME TRUST SERIES 152	11-3808370	92116B848					VIIT152	5/10/2018	1.05000	0.08201
INSURED INCOME TRUST SERIES 152	11-3808370	92116B848					VIIT152	6/10/2018	1.03000	0.08044
INSURED INCOME TRUST SERIES 152	11-3808370	92116B848					VIIT152	7/10/2018	1.01000	0.07888
INSURED INCOME TRUST SERIES 152	11-3808370	92116B848					VIIT152	8/10/2018	1.01000	0.07888
INSURED INCOME TRUST SERIES 152	11-3808370	92116B848					VIIT152	9/10/2018	1.02000	0.07966
INSURED INCOME TRUST SERIES 152	11-3808370	92116B848					VIIT152	10/10/2018	2.17000	0.16948
INSURED INCOME TRUST SERIES 152	11-3808370	92116B848					VIIT152	11/10/2018	1.10000	0.08591
INSURED INCOME TRUST SERIES 152	11-3808370	92116B848					VIIT152	12/10/2018	1.13000	0.08825
INSURED INCOME TRUST SERIES 152	11-3808370	92116B855	92116B848				VIIT152	1/10/2018	50.71000	50.71000
INSURED INCOME TRUST SERIES 152	11-3808370	92116B855					VIIT152	6/10/2018	6.25000	0.48813
INSURED INCOME TRUST SERIES 152	11-3808370	92116B855					VIIT152	12/10/2018	7.48000	0.58419
INSURED INCOME TRUST, SERIES 153	11-3815438	92116B871	92116B863				VIIT153	1/10/2018	28.79000	27.35626
INSURED INCOME TRUST, SERIES 153	11-3815438	92116B871	92116B863				VIIT153	10/10/2018	30.92000	29.38018
INVESTMENT GRADE MUNICIPAL TRUST SERIES 67	11-3808371	92116D646					IGMT67	1/10/2018	0.46000	0.05147
INVESTMENT GRADE MUNICIPAL TRUST SERIES 67	11-3808371	92116D646					IGMT67	2/10/2018	0.26000	0.02909
INVESTMENT GRADE MUNICIPAL TRUST SERIES 67	11-3808371	92116D646					IGMT67	3/10/2018	0.25000	0.02798
INVESTMENT GRADE MUNICIPAL TRUST SERIES 67	11-3808371	92116D646					IGMT67	4/10/2018	0.25000	0.02798
INVESTMENT GRADE MUNICIPAL TRUST SERIES 67	11-3808371	92116D646					IGMT67	5/10/2018	0.26000	0.02909
INVESTMENT GRADE MUNICIPAL TRUST SERIES 67	11-3808371	92116D646					IGMT67	6/10/2018	0.41000	0.04588
INVESTMENT GRADE MUNICIPAL TRUST SERIES 67	11-3808371	92116D646					IGMT67	7/10/2018	0.26000	0.02909
INVESTMENT GRADE MUNICIPAL TRUST SERIES 67	11-3808371	92116D646					IGMT67	8/10/2018	0.26000	0.02909
INVESTMENT GRADE MUNICIPAL TRUST SERIES 67	11-3808371	92116D646					IGMT67	9/10/2018	0.26000	0.02909
INVESTMENT GRADE MUNICIPAL TRUST SERIES 67	11-3808371	92116D646					IGMT67	10/10/2018	0.26000	0.02909
INVESTMENT GRADE MUNICIPAL TRUST SERIES 67	11-3808371	92116D646					IGMT67	11/10/2018	0.26000	0.02909
INVESTMENT GRADE MUNICIPAL TRUST SERIES 67	11-3808371	92116D646					IGMT67	12/10/2018	0.26000	0.02909
INVESTMENT GRADE MUNICIPAL TRUST SERIES 67	11-3808371	92116D653	92116D646				IGMT67	1/10/2018	94.77000	94.75105
INVESTMENT GRADE MUNICIPAL TRUST SERIES 67	11-3808371	92116D653					IGMT67	6/10/2018	1.92000	0.21485
INVESTMENT GRADE MUNICIPAL TRUST SERIES 67	11-3808371	92116D653					IGMT67	12/10/2018	1.57000	0.17568
INVESTMENT GRADE MUNI TRUST SER 69	11-3819616	92116D687					IGMT69	1/10/2018	0.10000	0.01268

Issuer's Name	EIN	CUSIP 1	CUSIP 2	CUSIP 3	CUSIP 4	CUSIP 5	Ticker Symbol	Date of Corporate Action	Distribution Per Unit	Per Unit Reduction of Taxpayer's Basis
INVESTMENT GRADE MUNI TRUST SER 69	11-3819616	92116D687					IGMT69	2/10/2018	0.13000	0.01648
INVESTMENT GRADE MUNI TRUST SER 69	11-3819616	92116D687					IGMT69	3/10/2018	0.13000	0.01648
INVESTMENT GRADE MUNI TRUST SER 69	11-3819616	92116D687					IGMT69	4/10/2018	0.13000	0.01648
INVESTMENT GRADE MUNI TRUST SER 69	11-3819616	92116D687					IGMT69	5/10/2018	0.12000	0.01522
INVESTMENT GRADE MUNI TRUST SER 69	11-3819616	92116D687					IGMT69	6/10/2018	0.21000	0.02663
INVESTMENT GRADE MUNI TRUST SER 69	11-3819616	92116D687					IGMT69	7/10/2018	0.14000	0.01775
INVESTMENT GRADE MUNI TRUST SER 69	11-3819616	92116D687					IGMT69	8/10/2018	0.13000	0.01648
INVESTMENT GRADE MUNI TRUST SER 69	11-3819616	92116D687					IGMT69	9/10/2018	0.14000	0.01775
INVESTMENT GRADE MUNI TRUST SER 69	11-3819616	92116D687					IGMT69	10/10/2018	0.14000	0.01775
INVESTMENT GRADE MUNI TRUST SER 69	11-3819616	92116D687					IGMT69	11/10/2018	0.13000	0.01648
INVESTMENT GRADE MUNI TRUST SER 69	11-3819616	92116D687					IGMT69	12/10/2018	0.14000	0.01775
INVESTMENT GRADE MUNI TRUST SER 69	11-3819616	92116D695					IGMT69	6/10/2018	0.84000	0.10651
INVESTMENT GRADE MUNI TRUST SER 69	11-3819616	92116D695					IGMT69	12/10/2018	0.83000	0.10524
INVESTMENT GRADE MUNICIPAL TRUST, SER 74	11-3834000	92116D786					IGMT74	1/10/2018	0.10000	0.10000
INVESTMENT GRADE MUNICIPAL TRUST, SER 74	11-3834000	92116D786					IGMT74	2/10/2018	0.13000	0.13000
INVESTMENT GRADE MUNICIPAL TRUST, SERIES 75	11-3839385	92116D810	92116D802				IGMT75	2/10/2018	55.58000	54.54065
INVESTMENT GRADE MUNICIPAL TRUST, SERIES 75	11-3839385	92116D810	92116D802				IGMT75	3/10/2018	66.43000	65.18776
INVESTMENT GRADE MUNICIPAL TRUST, SERIES 76	11-3839420	92116D836	92116D828				IGMT76	6/10/2018	33.21000	33.20336
INSURED INCOME TRUST SERIES 147	11-3797680	92116E107					VIIT147	1/10/2018	1.64000	0.01788
INSURED INCOME TRUST SERIES 147	11-3797680	92116E107					VIIT147	2/10/2018	1.64000	0.01788
INSURED INCOME TRUST SERIES 147	11-3797680	92116E107					VIIT147	3/10/2018	1.64000	0.01788
INSURED INCOME TRUST SERIES 147	11-3797680	92116E107					VIIT147	4/10/2018	1.65000	0.01799
INSURED INCOME TRUST SERIES 147	11-3797680	92116E107					VIIT147	5/10/2018	1.65000	0.01799
INSURED INCOME TRUST SERIES 147	11-3797680	92116E107					VIIT147	6/10/2018	1.64000	0.01788
INSURED INCOME TRUST SERIES 147	11-3797680	92116E107					VIIT147	7/10/2018	1.64000	0.01788
INSURED INCOME TRUST SERIES 147	11-3797680	92116E107					VIIT147	8/10/2018	1.64000	0.01788
INSURED INCOME TRUST SERIES 147	11-3797680	92116E107					VIIT147	9/10/2018	1.65000	0.01799
INSURED INCOME TRUST SERIES 147	11-3797680	92116E107					VIIT147	10/10/2018	1.67000	0.01820
INSURED INCOME TRUST SERIES 147	11-3797680	92116E107					VIIT147	11/10/2018	1.64000	0.01788
INSURED INCOME TRUST SERIES 147	11-3797680	92116E107					VIIT147	12/10/2018	1.67000	0.01820
INSURED INCOME TRUST SER 165	11-3834045	92116E123	92116E115				VIIT165	10/10/2018	266.95000	262.38516
INSURED INCOME TRUST SERIES 147	11-3797680	92116E206	92116E107				VIIT147	1/10/2018	69.02000	69.02000
INSURED INCOME TRUST SERIES 147	11-3797680	92116E206					VIIT147	6/10/2018	9.94000	0.10835
INSURED INCOME TRUST SERIES 147	11-3797680	92116E206					VIIT147	12/10/2018	10.00000	0.10900
INSURED INCOME TRUST, SERIES 166	11-3839387	92116E222	92116E214				VIIT166	9/10/2018	73.68000	72.25798
INSURED INCOME TRUST, SERIES 166	11-3839387	92116E222	92116E214				VIIT166	12/10/2018	60.97000	59.79328
INSURED INCOME TRUST, SERIES 167	11-3839419	92116E248	92116E230				VIIT167	7/10/2018	62.33000	60.79045
INSURED INCOME TRUST, SERIES 167	11-3839419	92116E248	92116E230				VIIT167	9/10/2018	111.15000	108.40460
INSURED INCOME TRUST, SERIES 168	11-3839438	92116E263	92116E255				VIIT168	10/10/2018	58.85000	44.04923
INSURED INCOME TRUST, SERIES 169	11-3841981	92116E289	92116E271				VIIT169	9/10/2018	24.76000	24.63372
INSURED INCOME TRUST, SERIES 169	11-3841981	92116E289	92116E271				VIIT169	10/10/2018	44.78000	44.55162
INSURED INCOME TRUST, SERIES 170	26-3079637	92116E313	92116E297				VIIT170	1/10/2018	62.65000	60.93966
INSURED INCOME TRUST, SERIES 170	26-3079637	92116E313	92116E297				VIIT170	10/10/2018	59.61000	57.98265
INSURED INCOME TRUST, SERIES 171	32-0259647	92116E339	92116E321				VIIT171	1/10/2018	40.81000	39.46735
INSURED INCOME TRUST, SERIES 171	32-0259647	92116E339	92116E321				VIIT171	2/10/2018	113.38000	109.64980
INSURED INCOME TRUST, SERIES 171	32-0259647	92116E339	92116E321				VIIT171	5/10/2018	106.40000	102.89944
INSURED INCOME TRUST, SERIES 171	32-0259647	92116E339	92116E321				VIIT171	10/10/2018	42.69000	41.28550
INSURED INCOME TRUST SERIES 148	20-8436331	92116E404	92116E305				VIIT148	1/10/2018	49.09000	49.04091
INSURED INCOME TRUST SERIES 149	11-3804667	92116E503					VIIT149	1/10/2018	1.73000	0.02785
INSURED INCOME TRUST SERIES 149	11-3804667	92116E503					VIIT149	2/10/2018	1.73000	0.02785
INSURED INCOME TRUST SERIES 149	11-3804667	92116E503					VIIT149	3/10/2018	1.74000	0.02801
INSURED INCOME TRUST SERIES 149	11-3804667	92116E503					VIIT149	4/10/2018	1.74000	0.02801
INSURED INCOME TRUST SERIES 149	11-3804667	92116E503					VIIT149	5/10/2018	1.73000	0.02785

Issuer's Name	EIN	CUSIP 1	CUSIP 2	CUSIP 3	CUSIP 4	CUSIP 5	Ticker Symbol	Date of Corporate Action	Distribution Per Unit	Per Unit Reduction of Taxpayer's Basis
INSURED INCOME TRUST SERIES 149	11-3804667	92116E503					VIIT149	6/10/2018	1.75000	0.02818
INSURED INCOME TRUST SERIES 149	11-3804667	92116E503					VIIT149	7/10/2018	1.77000	0.02850
INSURED INCOME TRUST SERIES 149	11-3804667	92116E503					VIIT149	8/10/2018	1.73000	0.02785
INSURED INCOME TRUST SERIES 149	11-3804667	92116E503					VIIT149	9/10/2018	1.75000	0.02818
INSURED INCOME TRUST SERIES 149	11-3804667	92116E503					VIIT149	10/10/2018	1.75000	0.02818
INSURED INCOME TRUST SERIES 149	11-3804667	92116E503					VIIT149	11/10/2018	1.75000	0.02818
INSURED INCOME TRUST SERIES 149	11-3804667	92116E503					VIIT149	12/10/2018	1.75000	0.02818
INSURED INCOME TRUST SERIES 149	11-3804667	92116E602					VIIT149	6/10/2018	10.51000	0.16921
INSURED INCOME TRUST SERIES 149	11-3804667	92116E602					VIIT149	12/10/2018	10.58000	0.17034
INSURED INCOME TRUST SERIES 164	11-3834015	92116E651	92116E669				VIIT164	1/10/2018	16.32000	16.02461
INSURED INCOME TRUST SERIES 164	11-3834015	92116E651	92116E669				VIIT164	10/10/2018	202.24000	198.57946
INSURED INCOME TRUST SERIES 163	11-3833992	92116E677	92116E685				VIIT163	10/10/2018	74.65000	73.06742
INSURED INCOME TRUST SERIES 162	11-3829159	92116E693	92116E719				VIIT162	10/10/2018	27.57000	27.19781
INSURED INCOME TRUST SERIES 162	11-3829159	92116E693	92116E719				VIIT162	12/10/2018	66.75000	65.84888
INSURED INCOME TRUST SERIES 161	11-3829153	92116E727	92116E735				VIIT161	12/10/2018	226.29000	224.75123
INSURED INCOME TRUST SERIES 160	11-3824313	92116E743	92116E750				VIIT160	3/10/2018	12.45000	12.19851
INSURED INCOME TRUST SERIES 160	11-3824313	92116E743	92116E750				VIIT160	10/10/2018	66.60000	65.25468
INSURED INCOME TRUST SERIES 160	11-3824313	92116E743	92116E750				VIIT160	12/10/2018	292.54000	286.63069
INSURED INCOME TRUST SERIES 159	11-3824298	92116E768	92116E776				VIIT159	3/10/2018	109.21000	106.73093
INSURED INCOME TRUST SERIES 159	11-3824298	92116E768	92116E776				VIIT159	12/10/2018	129.02000	126.09125
INSURED INCOME TRUST, SERIES 158	11-3824263	92116E784	92116E792				VIIT158	10/10/2018	43.21000	42.56185
INSURED INCOME TRUST, SERIES 158	11-3824263	92116E784	92116E792				VIIT158	12/10/2018	99.99000	98.49015
INSURED INCOME TRUST SER 150	11-3808333	92116E800	92116E701				VIIT150	12/19/2018	0.34000	0.33602
INSURED INCOME TRUST SER 157	11-3824251	92116E818	92116E826				VIIT157	7/10/2018	39.18000	38.40815
INSURED INCOME TRUST SER 157	11-3824251	92116E818	92116E826				VIIT157	10/10/2018	20.84000	20.42945
INSURED INCOME TRUST SER 157	11-3824251	92116E818	92116E826				VIIT157	12/10/2018	128.54000	126.00776
INSURED INCOME TRUST SERIES 156	11-3819610	92116E834	92116E842				VIIT156	7/10/2018	136.77000	133.95254
INSURED INCOME TRUST SERIES 156	11-3819610	92116E834	92116E842				VIIT156	10/10/2018	121.02000	118.52699
INSURED INCOME TRUST SERIES 155	11-3819571	92116E859	92116E867				VIIT155	1/10/2018	41.89000	41.36219
INSURED INCOME TRUST SERIES 155	11-3819571	92116E859	92116E867				VIIT155	10/10/2018	29.49000	29.11843
INSURED INCOME TRUST, SERIES 154	11-3818745	92116E875	92116E883				VIIT154	1/10/2018	22.66000	22.05045
INSURED INCOME TRUST, SERIES 154	11-3818745	92116E875	92116E883				VIIT154	10/10/2018	49.78000	48.44092
INVESTMENT GRADE MUNICIPAL TRUST, SERIES 77	11-3841942	92116G110	92116G102				IGMT77	3/10/2018	56.97000	51.96234
INVESTMENT GRADE MUNICIPAL TRUST, SERIES 77	11-3841942	92116G110	92116G102				IGMT77	7/10/2018	97.64000	89.05744
INVESTMENT GRADE MUNICIPAL TRUST SRS 78	11-3841982	92116G136	92116G128				IGMT78	3/10/2018	26.35000	25.48045
INVESTMENT GRADE MUNICIPAL TRUST SRS 78	11-3841982	92116G136	92116G128				IGMT78	5/10/2018	96.06000	92.89002
INVESTMENT GRADE MUNICIPAL TRUST, SERIES 79	26-3122349	92116G151	92116G144				IGMT79	5/10/2018	31.94000	30.93708
INVESTMENT GRADE MUNICIPAL TRUST, SERIES 79	26-3122349	92116G151	92116G144				IGMT79	6/10/2018	227.24000	220.10466
INVESTMENT GRADE MUNICIPAL TRUST, SERIES 79	26-3122349	92116G151	92116G144				IGMT79	7/10/2018	144.16000	139.63338
INVESTMENT GRADE MUNICIPAL TRUST, SERIES 79	26-3122349	92116G151	92116G144				IGMT79	10/10/2018	190.22000	184.24709
INVESTMENT GRADE MUNICIPAL TRUST, SERIES 80	30-0492377	92116G177	92116G169				IGMT80	1/10/2018	38.33000	34.09454
INVESTMENT GRADE MUNICIPAL TRUST, SERIES 80	30-0492377	92116G177	92116G169				IGMT80	3/10/2018	83.20000	74.00640
INVESTMENT GRADE MUNICIPAL TRUST, SERIES 80	30-0492377	92116G177	92116G169				IGMT80	7/10/2018	118.47000	105.37907
INVESTMENT GRADE MUNICIPAL TRUST, SERIES 80	30-0492377	92116G177	92116G169				IGMT80	9/10/2018	41.00000	36.46950
INVESTMENT GRADE MUNICIPAL TRUST, SERIES 80	30-0492377	92116G177	92116G169				IGMT80	10/10/2018	343.57000	305.60552
INVESTMENT GRADE MUNICIPAL TRUST, SERIES 81	32-0270384	92116G193	92116G185				IGMT81	1/10/2018	55.77000	38.86611
INVESTMENT GRADE MUNICIPAL TRUST, SERIES 81	32-0270384	92116G193	92116G185				IGMT81	10/10/2018	292.11000	203.57146
INVESTMENT GRADE MUNICIPAL TRUST, SERIES 82	32-0270437	92116G219	92116G201				IGMT82	10/10/2018	356.62000	175.27873

Issuer's Name	EIN	CUSIP 1	CUSIP 2	CUSIP 3	CUSIP 4	CUSIP 5	Ticker Symbol	Date of Corporate Action	Distribution Per Unit	Per Unit Reduction of Taxpayer's Basis
INVESTMENT GRADE MUNICIPAL TRUST, SERIES 83	32-0270443	92116G235	92116G227				IGMT83	10/10/2018	474.01000	326.30848
INVESTMENT GRADE MUNICIPAL TRUST, SERIES 83	32-0270443	92116G235	92116G227				IGMT83	12/10/2018	199.54000	137.36334
INVESTMENT GRADE MUNICIPAL TRUST, SERIES 84	26-3984315	92116G250	92116G243				IGMT84	6/10/2018	92.90000	90.52176
INVESTMENT GRADE MUNICIPAL TRUST, SERIES 84	26-3984315	92116G250	92116G243				IGMT84	9/10/2018	47.98000	46.75171
INVESTMENT GRADE MUNICIPAL TRUST, SERIES 84	26-3984315	92116G250	92116G243				IGMT84	10/10/2018	74.36000	72.45638
INVESTMENT GRADE MUNICIPAL TRUST, SERIES 84	26-3984315	92116G250	92116G243				IGMT84	12/10/2018	137.97000	134.43797
INVESTMENT GRADE MUNICIPAL TRUST, SERIES 85	26-4124087	92116G276	92116G268				IGMT85	3/10/2018	47.52000	45.47189
INVESTMENT GRADE MUNICIPAL TRUST, SERIES 85	26-4124087	92116G276	92116G268				IGMT85	6/10/2018	43.86000	41.96963
INVESTMENT GRADE MUNICIPAL TRUST, SERIES 85	26-4124087	92116G276	92116G268				IGMT85	7/10/2018	70.35000	67.31792
INVESTMENT GRADE MUNICIPAL TRUST, SERIES 85	26-4124087	92116G276	92116G268				IGMT85	11/10/2018	43.31000	41.44334
INVESTMENT GRADE MUNICIPAL TRUST, SERIES 85	26-4124087	92116G276	92116G268				IGMT85	12/10/2018	84.71000	81.05900
INVESTMENT GRADE MUNICIPAL TRUST, SERIES 86	26-4244246	92116G292	92116G284				IGMT86	6/10/2018	105.05000	92.29693
INVESTMENT GRADE MUNICIPAL TRUST, SERIES 86	26-4244246	92116G292	92116G284				IGMT86	11/10/2018	25.18000	22.12315
INVESTMENT GRADE MUNICIPAL TRUST, SERIES 86	26-4244246	92116G292	92116G284				IGMT86	12/10/2018	29.67000	26.06806
INVESTMENT GRADE MUNICIPAL TRUST, SERIES 87	26-4323664	92116G318	92116G300				IGMT87	1/10/2018	107.54000	98.30231
INVESTMENT GRADE MUNICIPAL TRUST, SERIES 87	26-4323664	92116G318	92116G300				IGMT87	12/10/2018	44.21000	40.41236
INVESTMENT GRADE MUNICIPAL TRUST, SERIES 88	26-4448283	92116G334	92116G326				IGMT88	1/10/2018	154.34000	141.00502
INVESTMENT GRADE MUNICIPAL TRUST, SERIES 88	26-4448283	92116G334	92116G326				IGMT88	6/10/2018	57.52000	52.55027
INVESTMENT GRADE MUNICIPAL TRUST, SERIES 88	26-4448283	92116G334	92116G326				IGMT88	7/10/2018	23.44000	21.41478
INVESTMENT GRADE MUNICIPAL TRUST, SERIES 88	26-4448283	92116G334	92116G326				IGMT88	8/10/2018	62.94000	57.50198
INVESTMENT GRADE MUNICIPAL TRUST, SERIES 88	26-4448283	92116G334	92116G326				IGMT88	9/10/2018	25.00000	22.84000
INVESTMENT GRADE MUNICIPAL TRUST, SERIES 88	26-4448283	92116G334	92116G326				IGMT88	12/10/2018	32.05000	29.28088
INVESTMENT GRADE MUNICIPAL TRUST, SERIES 89	26-4538098	92116G359	92116G342				IGMT89	1/10/2018	146.94000	130.46803
INVESTMENT GRADE MUNICIPAL TRUST, SERIES 89	26-4538098	92116G359	92116G342				IGMT89	9/10/2018	31.26000	27.75575
INVESTMENT GRADE MUNICIPAL TRUST, SERIES 90	26-4629520	92116G375	92116G367				IGMT90	1/10/2018	122.25000	106.71203
INVESTMENT GRADE MUNICIPAL TRUST, SERIES 90	26-4629520	92116G375	92116G367				IGMT90	2/10/2018	11.69000	10.20420
INVESTMENT GRADE MUNICIPAL TRUST, SERIES 90	26-4629520	92116G375	92116G367				IGMT90	6/10/2018	47.77000	41.69843
INVESTMENT GRADE MUNICIPAL TRUST, SERIES 90	26-4629520	92116G375	92116G367				IGMT90	7/10/2018	14.74000	12.86655
INVESTMENT GRADE MUNICIPAL TRUST, SERIES 90	26-4629520	92116G375	92116G367				IGMT90	9/10/2018	72.65000	63.41619
INVESTMENT GRADE MUNICIPAL TRUST, SERIES 90	26-4629520	92116G375	92116G367				IGMT90	10/10/2018	33.75000	29.46038
INVESTMENT GRADE MUNICIPAL TRUST, SERIES 91	26-4758556	92116G391	92116G383				IGMT91	1/10/2018	66.96000	61.91122
INVESTMENT GRADE MUNICIPAL TRUST, SERIES 91	26-4758556	92116G391	92116G383				IGMT91	6/10/2018	31.64000	29.25434
INVESTMENT GRADE MUNICIPAL TRUST, SERIES 91	26-4758556	92116G391	92116G383				IGMT91	9/10/2018	70.44000	65.12882
INVESTMENT GRADE MUNICIPAL TRUST, SERIES 91	26-4758556	92116G391	92116G383				IGMT91	11/10/2018	85.63000	79.17350
INVESTMENT GRADE MUNICIPAL TRUST, SERIES 92	27-0156339	92116G417	92116G409				IGMT92	1/10/2018	135.67000	126.71578
INVESTMENT GRADE MUNICIPAL TRUST, SERIES 92	27-0156339	92116G417	92116G409				IGMT92	4/10/2018	19.02000	17.76468
INVESTMENT GRADE MUNICIPAL TRUST, SERIES 92	27-0156339	92116G417	92116G409				IGMT92	7/10/2018	85.66000	80.00644
INVESTMENT GRADE MUNICIPAL TRUST, SERIES 92	27-0156339	92116G417	92116G409				IGMT92	9/10/2018	72.07000	67.31338
INVESTMENT GRADE MUNICIPAL TRUST, SERIES 93	27-0263791	92116G433	92116G425				IGMT93	1/10/2018	12.81000	10.89491
INVESTMENT GRADE MUNICIPAL TRUST, SERIES 93	27-0263791	92116G433	92116G425				IGMT93	7/10/2018	81.16000	69.02658
INVESTMENT GRADE MUNICIPAL TRUST, SERIES 94	27-0382612	92116G458	92116G441				IGMT94	1/10/2018	136.75000	123.92285
INVESTMENT GRADE MUNICIPAL TRUST, SERIES 94	27-0382612	92116G458	92116G441				IGMT94	6/10/2018	30.75000	27.86565
INVESTMENT GRADE MUNICIPAL TRUST, SERIES 94	27-0382612	92116G458	92116G441				IGMT94	7/10/2018	66.44000	60.20793
INVESTMENT GRADE MUNICIPAL TRUST, SERIES 94	27-0382612	92116G458	92116G441				IGMT94	10/10/2018	140.37000	127.20329
INVESTMENT GRADE MUNICIPAL TRUST, SERIES 94	27-0382612	92116G458	92116G441				IGMT94	11/10/2018	9.76000	8.84451
INVESTMENT GRADE MUNICIPAL TRUST, SERIES 95	27-0513565	92116G474	92116G466				IGMT95	1/10/2018	135.85000	129.99487
INVESTMENT GRADE MUNICIPAL TRUST, SERIES 95	27-0513565	92116G474	92116G466				IGMT95	5/10/2018	5.29000	5.06200
INVESTMENT GRADE MUNICIPAL TRUST, SERIES 95	27-0513565	92116G474	92116G466				IGMT95	6/10/2018	37.67000	36.04642
INVESTMENT GRADE MUNICIPAL TRUST, SERIES 96	27-0595584	92116G490	92116G482				IGMT96	1/10/2018	161.36000	148.06394
INVESTMENT GRADE MUNICIPAL TRUST, SERIES 97	27-0694196	92116G516	92116G508				IGMT97	1/10/2018	5.58000	5.53145
INVESTMENT GRADE MUNICIPAL TRUST, SERIES 97	27-0694196	92116G516	92116G508				IGMT97	2/10/2018	7.72000	7.65284
INVESTMENT GRADE MUNICIPAL TRUST, SERIES 97	27-0694196	92116G516	92116G508				IGMT97	3/10/2018	43.76000	43.37929
INVESTMENT GRADE MUNICIPAL TRUST, SERIES 97	27-0694196	92116G516	92116G508				IGMT97	7/10/2018	25.48000	25.25832

Issuer's Name	EIN	CUSIP 1	CUSIP 2	CUSIP 3	CUSIP 4	CUSIP 5	Ticker Symbol	Date of Corporate Action	Distribution Per Unit	Per Unit Reduction of Taxpayer's Basis
INVESTMENT GRADE MUNICIPAL TRUST SERIES 98	27-0749057	92116G532	92116G524				IGMT98	4/10/2018	8.91000	8.66676
INVESTMENT GRADE MUNICIPAL TRUST SERIES 98	27-0749057	92116G532	92116G524				IGMT98	9/10/2018	77.04000	74.93681
INVESTMENT GRADE MUNICIPAL TRUST SERIES 99	27-0907263	92116G557	92116G540				IGMT99	1/10/2018	14.36000	14.07280
INVESTMENT GRADE MUNICIPAL TRUST SERIES 99	27-0907263	92116G557	92116G540				IGMT99	8/10/2018	84.42000	82.73160
INVESTMENT GRADE MUNICIPAL TRUST SERIES 99	27-0907263	92116G557	92116G540				IGMT99	10/10/2018	140.55000	137.73900
INVESTMENT GRADE MUNICIPAL TRUST SERIES 99	27-0907263	92116G557	92116G540				IGMT99	12/10/2018	55.94000	54.82120
INVESTMENT GRADE MUNICIPAL TRUST SERIES 100	27-1028621	92116G573	92116G565				IGMT100	1/10/2018	73.69000	72.18672
INVESTMENT GRADE MUNICIPAL TRUST SERIES 100	27-1028621	92116G573	92116G565				IGMT100	4/10/2018	64.04000	62.73358
INVESTMENT GRADE MUNICIPAL TRUST SERIES 100	27-1028621	92116G573	92116G565				IGMT100	7/10/2018	40.47000	39.64441
INVESTMENT GRADE MUNICIPAL TRUST SERIES 101	27-1125705	92116G599	92116G581				IGMT101	1/10/2018	52.57000	51.35038
INVESTMENT GRADE MUNICIPAL TRUST SERIES 101	27-1125705	92116G599	92116G581				IGMT101	3/10/2018	101.95000	99.58476
INVESTMENT GRADE MUNICIPAL TRUST SERIES 101	27-1125705	92116G599	92116G581				IGMT101	7/10/2018	61.39000	59.96575
INVESTMENT GRADE MUNICIPAL TRUST SERIES 101	27-1125705	92116G599	92116G581				IGMT101	9/10/2018	10.42000	10.17826
INVESTMENT GRADE MUNICIPAL TRUST SERIES 102	27-1296375	92116G615	92116G607				IGMT102	1/10/2018	172.35000	166.85204
INVESTMENT GRADE MUNICIPAL TRUST SERIES 102	27-1296375	92116G615	92116G607				IGMT102	2/10/2018	41.13000	39.81795
INVESTMENT GRADE MUNICIPAL TRUST SERIES 102	27-1296375	92116G615	92116G607				IGMT102	8/10/2018	25.01000	24.21218
INVESTMENT GRADE MUNICIPAL TRUST SERIES 103	27-1483302	92116G631	92116G623				IGMT103	1/10/2018	42.75000	41.98478
INVESTMENT GRADE MUNICIPAL TRUST SERIES 103	27-1483302	92116G631	92116G623				IGMT103	5/10/2018	36.30000	35.65023
INVESTMENT GRADE MUNICIPAL TRUST SERIES 103	27-1483302	92116G631	92116G623				IGMT103	12/10/2018	38.87000	38.17423
INVESTMENT GRADE MUNICIPAL TRUST SERIES 104	27-1676411	92116G664	92116G656				IGMT104	1/10/2018	49.47000	47.82265
INVESTMENT GRADE MUNICIPAL TRUST SERIES 104	27-1676411	92116G664	92116G656				IGMT104	2/10/2018	55.66000	53.80652
INVESTMENT GRADE MUNICIPAL TRUST SERIES 104	27-1676411	92116G664	92116G656				IGMT104	10/10/2018	33.90000	32.77113
INVESTMENT GRADE MUNI TRUST SERIES 105	27-1890874	92116G680	92116G672				IGMT105	1/10/2018	19.39000	17.35405
INVESTMENT GRADE MUNICIPAL TRUST SERIES 106	36-4668281	92116G706	92116G698				IGMT106	1/10/2018	23.31000	22.29368
INVESTMENT GRADE MUNICIPAL TRUST SERIES 106	36-4668281	92116G706	92116G698				IGMT106	6/10/2018	8.43000	8.06245
INVESTMENT GRADE MUNICIPAL TRUST SERIES 106	36-4668281	92116G706	92116G698				IGMT106	7/10/2018	45.90000	43.89876
INVESTMENT GRADE MUNICIPAL TRUST SERIES 107	27-2340606	92116G722	92116G714				IGMT107	1/10/2018	111.30000	107.76066
INVESTMENT GRADE MUNICIPAL TRUST SERIES 107	27-2340606	92116G722	92116G714				IGMT107	7/10/2018	31.96000	30.94367
INVESTMENT GRADE MUNICIPAL TRUST SERIES 107	27-2340606	92116G722	92116G714				IGMT107	9/10/2018	56.50000	54.70330
INVESTMENT GRADE MUNICIPAL TRUST SERIES 108	27-2828420	92116G748	92116G730				IGMT108	1/10/2018	19.02000	18.22116
INVESTMENT GRADE MUNICIPAL TRUST SERIES 108	27-2828420	92116G748	92116G730				IGMT108	2/10/2018	98.72000	94.57376
INVESTMENT GRADE MUNICIPAL TRUST, SERIES 110	27-3237756	92116G789	92116G771				IGMT110	1/10/2018	2.06000	0.03955
INVESTMENT GRADE MUNICIPAL TRUST, SERIES 110	27-3237756	92116G789	92116G771				IGMT110	2/10/2018	2.05000	0.03936
INVESTMENT GRADE MUNICIPAL TRUST, SERIES 110	27-3237756	92116G789	92116G771				IGMT110	3/10/2018	2.05000	0.03936
INVESTMENT GRADE MUNICIPAL TRUST, SERIES 110	27-3237756	92116G789	92116G771				IGMT110	4/10/2018	2.04000	0.03917
INVESTMENT GRADE MUNICIPAL TRUST, SERIES 110	27-3237756	92116G789	92116G771				IGMT110	4/10/2018	14.62000	13.61122
INVESTMENT GRADE MUNICIPAL TRUST, SERIES 110	27-3237756	92116G789	92116G771				IGMT110	5/10/2018	1.98000	0.03802
INVESTMENT GRADE MUNICIPAL TRUST, SERIES 110	27-3237756	92116G789	92116G771				IGMT110	6/10/2018	1.98000	0.03802
INVESTMENT GRADE MUNICIPAL TRUST, SERIES 110	27-3237756	92116G789	92116G771				IGMT110	2.05000	0.03936	
INVESTMENT GRADE MUNICIPAL TRUST, SERIES 110	27-3237756	92116G789	92116G771				IGMT110	8/10/2018	2.00000	0.03840
INVESTMENT GRADE MUNICIPAL TRUST, SERIES 110	27-3237756	92116G789	92116G771				IGMT110	9/10/2018	1.99000	0.03821
INVESTMENT GRADE MUNICIPAL TRUST, SERIES 110	27-3237756	92116G789	92116G771				IGMT110	10/10/2018	1.99000	0.03821
INVESTMENT GRADE MUNICIPAL TRUST, SERIES 110	27-3237756	92116G789	92116G771				IGMT110	11/10/2018	2.00000	0.03840
INVESTMENT GRADE MUNICIPAL TRUST, SERIES 110	27-3237756	92116G789	92116G771				IGMT110	2/10/2018	2.01000	0.03859
INVESTMENT GRADE MUNICIPAL TRUST SERIES 111	27-3428134	92116G805	92116G797				IGMT111	1/10/2018	5.45000	5.36389
INVESTMENT GRADE MUNICIPAL TRUST SERIES 111	27-3428134	92116G805	92116G797				IGMT111	9/10/2018	61.71000	60.73498
INVESTMENT GRADE MUNICIPAL TRUST SERIES 112	27-3648518	92116G821	92116G813				IGMT112	1/10/2018	2.01000	0.10352
INVESTMENT GRADE MUNICIPAL TRUST SERIES 112	27-3648518	92116G821	92116G813				IGMT112	1/10/2018	5.15000	5.02589
INVESTMENT GRADE MUNICIPAL TRUST SERIES 112	27-3648518	92116G821	92116G813				IGMT112	2/10/2018	2.01000	0.10352
INVESTMENT GRADE MUNICIPAL TRUST SERIES 112	27-3648518	92116G821	92116G813				IGMT112	3/10/2018	2.00000	0.10300
INVESTMENT GRADE MUNICIPAL TRUST SERIES 112	27-3648518	92116G821	92116G813				IGMT112	4/10/2018	1.98000	0.10197
INVESTMENT GRADE MUNICIPAL TRUST SERIES 112	27-3648518	92116G821	92116G813				IGMT112	4/10/2018	21.25000	20.73788
INVESTMENT GRADE MUNICIPAL TRUST SERIES 112	27-3648518	92116G821	92116G813				IGMT112	5/10/2018	1.91000	0.09837

Issuer's Name	EIN	CUSIP 1	CUSIP 2	CUSIP 3	CUSIP 4	CUSIP 5	Ticker Symbol	Date of Corporate Action	Distribution Per Unit	Per Unit Reduction of Taxpayer's Basis
INVESTMENT GRADE MUNICIPAL TRUST SERIES 112	27-3648518	92116G821	92116G813				IGMT112	6/10/2018	1.91000	0.09837
INVESTMENT GRADE MUNICIPAL TRUST SERIES 112	27-3648518	92116G821	92116G813				IGMT112	6/10/2018	6.08000	5.93347
INVESTMENT GRADE MUNICIPAL TRUST SERIES 112	27-3648518	92116G821	92116G813				IGMT112	7/10/2018	1.95000	0.10043
INVESTMENT GRADE MUNICIPAL TRUST SERIES 112	27-3648518	92116G821	92116G813				IGMT112	8/10/2018	1.89000	0.09734
INVESTMENT GRADE MUNICIPAL TRUST SERIES 112	27-3648518	92116G821	92116G813				IGMT112	9/10/2018	1.89000	0.09734
INVESTMENT GRADE MUNICIPAL TRUST SERIES 112	27-3648518	92116G821	92116G813				IGMT112	10/10/2018	1.89000	0.09734
INVESTMENT GRADE MUNICIPAL TRUST SERIES 112	27-3648518	92116G821	92116G813				IGMT112	11/10/2018	1.89000	0.09734
INVESTMENT GRADE MUNICIPAL TRUST SERIES 112	27-3648518	92116G821	92116G813				IGMT112	12/10/2018	1.88000	0.09682
INVESTMENT GRADE MUNICIPAL TRUST SERIES 113	27-3939083	92116G847	92116G839				IGMT113	1/10/2018	60.77000	59.20821
INVESTMENT GRADE MUNICIPAL TRUST SERIES 113	27-3939083	92116G847	92116G839				IGMT113	6/10/2018	32.89000	32.04473
INVESTMENT GRADE MUNICIPAL TRUST SERIES 113	27-3939083	92116G847	92116G839				IGMT113	9/10/2018	7.27000	7.08316
INVESTMENT GRADE MUNICIPAL TRUST SERIES 113	27-3939083	92116G847	92116G839				IGMT113	10/10/2018	96.94000	94.44864
INVESTMENT GRADE MUNICIPAL TRUST SERIES 114	27-4110355	92116G862	92116G854				IGMT114	7/10/2018	61.04000	50.61437
INVESTMENT GRADE MUNICIPAL TRUST SERIES 114	27-4110355	92116G862	92116G854				IGMT114	10/10/2018	21.02000	17.42978
INVESTMENT GRADE MUNICIPAL TRUST SERIES 115	27-4450166	92116G888	92116G870				IGMT115	1/10/2018	63.95000	53.33430
INVESTMENT GRADE MUNICIPAL TRUST, SERIES 121	45-1266494	92116U218	92116U200				IGMT121	7/10/2018	32.41000	25.44185
INVESTMENT GRADE MUNICIPAL TRUST, SERIES 121	45-1266494	92116U218	92116U200				IGMT121	9/10/2018	22.23000	17.45055
INVEST GRADE MUNI TR SER 122	45-1648650	92116U234	92116U226				IGMT122	7/10/2018	10.41000	1.77178
INVESTMENT GRADE MUNICIPAL TRUST SERIES 123	36-4697737	92116U259	92116U242				IGMT123	1/10/2018	25.09000	22.72150
INVESTMENT GRADE MUNICIPAL TRUST SERIES 123	36-4697737	92116U259	92116U242				IGMT123	7/10/2018	23.26000	21.06426
INVESTMENT GRADE MUNICIPAL TRUST SERIES 123	36-4697737	92116U259	92116U242				IGMT123	9/10/2018	23.70000	21.46272
INVESTMENT GRADE MUNICIPAL TRUST SERIES 123	36-4697737	92116U259	92116U242				IGMT123	10/10/2018	73.26000	66.34426
INVESTMENT GRADE MUNICIPAL SERIES 124	45-2273421	92116U275	92116U267				IGMT124	1/10/2018	8.67000	7.77266
INVESTMENT GRADE MUNICIPAL SERIES 124	45-2273421	92116U275	92116U267				IGMT124	7/10/2018	45.51000	40.79972
INVESTMENT GRADE MUNICIPAL SERIES 124	45-2273421	92116U275	92116U267				IGMT124	9/10/2018	21.80000	19.54370
INVESTMENT GRADE MUNICIPAL SERIES 124	45-2273421	92116U275	92116U267				IGMT124	10/10/2018	20.77000	18.62031
INVESTMENT GRADE MUNICIPAL TRUST SERIES 125	45-2396382	92116U291	92116U283				IGMT125	3/10/2018	16.77000	11.03466
INVESTMENT GRADE MUNICIPAL TRUST SERIES 127	45-2642806	92116U333	92116U325				IGMT127	6/10/2018	33.82000	25.42249
INVESTMENT GRADE MUNICIPAL TRUST SERIES 128	45-2741027	92116U358	92116U341				IGMT128	1/10/2018	53.36000	51.18825
INVESTMENT GRADE MUNICIPAL TRUST SERIES 128	45-2741027	92116U358	92116U341				IGMT128	5/10/2018	14.67000	14.07293
INVESTMENT GRADE MUNICIPAL TRUST SERIES 128	45-2741027	92116U358	92116U341				IGMT128	8/10/2018	38.67000	37.09613
INVESTMENT GRADE MUNICIPAL TRUST SERIES 128	45-2741027	92116U358	92116U341				IGMT128	12/10/2018	2.30000	2.20639
INVESTMENT GRADE MUNICIPAL TRUST SERIES 129	45-2918479	92116U374	92116U366				IGMT129	1/10/2018	120.86000	116.94414
INVESTMENT GRADE MUNICIPAL TRUST SERIES 129	45-2918479	92116U374	92116U366				IGMT129	2/10/2018	9.12000	8.82451
INVESTMENT GRADE MUNICIPAL TRUST SERIES 129	45-2918479	92116U374	92116U366				IGMT129	10/10/2018	33.65000	32.55974
INVESTMENT GRADE MUNICIPAL TRUST, SERIES 130	45-3020050	92116U390	92116U382				IGMT130	1/10/2018	93.25000	88.59683
INVESTMENT GRADE MUNICIPAL TRUST SERIES 131	45-3157821	92116U416	92116U408				IGMT131	1/10/2018	12.03000	11.35512
INVESTMENT GRADE MUNICIPAL TRUST SERIES 131	45-3157821	92116U416	92116U408				IGMT131	9/10/2018	92.03000	86.86712
INVESTMENT GRADE MUNICIPAL TRUST SERIES 133	45-3336126	92116U457	92116U440				IGMT133	1/10/2018	126.61000	123.48273
INVESTMENT GRADE MUNICIPAL TRUST SERIES 134	45-3477016	92116U473	92116U465				IGMT134	1/10/2018	2.23000	0.02788
INVESTMENT GRADE MUNICIPAL TRUST SERIES 134	45-3477016	92116U473	92116U465				IGMT134	1/10/2018	58.59000	56.71512
INVESTMENT GRADE MUNICIPAL TRUST SERIES 134	45-3477016	92116U473	92116U465				IGMT134	2/10/2018	2.05000	0.02563
INVESTMENT GRADE MUNICIPAL TRUST SERIES 134	45-3477016	92116U473	92116U465				IGMT134	3/10/2018	2.06000	0.02575
INVESTMENT GRADE MUNICIPAL TRUST SERIES 134	45-3477016	92116U473	92116U465				IGMT134	4/10/2018	2.06000	0.02575
INVESTMENT GRADE MUNICIPAL TRUST SERIES 134	45-3477016	92116U473	92116U465				IGMT134	5/10/2018	2.06000	0.02575
INVESTMENT GRADE MUNICIPAL TRUST SERIES 134	45-3477016	92116U473	92116U465				IGMT134	6/10/2018	2.06000	0.02575
INVESTMENT GRADE MUNICIPAL TRUST SERIES 134	45-3477016	92116U473	92116U465				IGMT134	7/10/2018	2.09000	0.02613
INVESTMENT GRADE MUNICIPAL TRUST SERIES 134	45-3477016	92116U473	92116U465				IGMT134	8/10/2018	2.05000	0.02563
INVESTMENT GRADE MUNICIPAL TRUST SERIES 134	45-3477016	92116U473	92116U465				IGMT134	9/10/2018	2.06000	0.02575
INVESTMENT GRADE MUNICIPAL TRUST SERIES 134	45-3477016	92116U473	92116U465				IGMT134	10/10/2018	2.05000	0.02563
INVESTMENT GRADE MUNICIPAL TRUST SERIES 134	45-3477016	92116U473	92116U465				IGMT134	11/10/2018	2.06000	0.02575
INVESTMENT GRADE MUNICIPAL TRUST SERIES 134	45-3477016	92116U473	92116U465				IGMT134	12/10/2018	2.06000	0.02575

Issuer's Name	EIN	CUSIP 1	CUSIP 2	CUSIP 3	CUSIP 4	CUSIP 5	Ticker Symbol	Date of Corporate Action	Distribution Per Unit	Per Unit Reduction of Taxpayer's Basis
INVESTMENT GRADE MUNICIPAL TRUST SERIES 135	45-3576196	92116U499	92116U481				IGMT135	1/10/2018	44.60000	40.67520
INVESTMENT GRADE MUNICIPAL TRUST SERIES 136	45-3645712	92116U515	92116U507				IGMT136	1/10/2018	90.85000	85.91685
INVESTMENT GRADE MUNICIPAL TRUST SERIES 137	45-3690171	92116U531	92116U523				IGMT137	1/10/2018	2.52000	0.07258
INVESTMENT GRADE MUNICIPAL TRUST SERIES 137	45-3690171	92116U531	92116U523				IGMT137	2/10/2018	2.52000	0.07258
INVESTMENT GRADE MUNICIPAL TRUST SERIES 137	45-3690171	92116U531	92116U523				IGMT137	3/10/2018	2.51000	0.07229
INVESTMENT GRADE MUNICIPAL TRUST SERIES 137	45-3690171	92116U531	92116U523				IGMT137	4/10/2018	2.52000	0.07258
INVESTMENT GRADE MUNICIPAL TRUST SERIES 137	45-3690171	92116U531	92116U523				IGMT137	5/10/2018	2.52000	0.07258
INVESTMENT GRADE MUNICIPAL TRUST SERIES 137	45-3690171	92116U531	92116U523				IGMT137	6/10/2018	2.51000	0.07229
INVESTMENT GRADE MUNICIPAL TRUST SERIES 137	45-3690171	92116U531	92116U523				IGMT137	7/10/2018	2.51000	0.07229
INVESTMENT GRADE MUNICIPAL TRUST SERIES 137	45-3690171	92116U531	92116U523				IGMT137	8/10/2018	2.52000	0.07258
INVESTMENT GRADE MUNICIPAL TRUST SERIES 137	45-3690171	92116U531	92116U523				IGMT137	9/10/2018	2.48000	0.07142
INVESTMENT GRADE MUNICIPAL TRUST SERIES 137	45-3690171	92116U531	92116U523				IGMT137	9/10/2018	26.48000	25.14806
INVESTMENT GRADE MUNICIPAL TRUST SERIES 137	45-3690171	92116U531	92116U523				IGMT137	10/10/2018	2.40000	0.06912
INVESTMENT GRADE MUNICIPAL TRUST SERIES 137	45-3690171	92116U531	92116U523				IGMT137	11/10/2018	2.39000	0.06883
INVESTMENT GRADE MUNICIPAL TRUST SERIES 137	45-3690171	92116U531	92116U523				IGMT137	12/10/2018	2.40000	0.06912
INVESTMENT GRADE MUNICIPAL TRUST SERIES 138	45-3781868	92116U572	92116U564				IGMT138	1/10/2018	3.09000	0.01545
INVESTMENT GRADE MUNICIPAL TRUST SERIES 138	45-3781868	92116U572	92116U564				IGMT138	2/10/2018	3.07000	0.01535
INVESTMENT GRADE MUNICIPAL TRUST SERIES 138	45-3781868	92116U572	92116U564				IGMT138	3/10/2018	3.09000	0.01545
INVESTMENT GRADE MUNICIPAL TRUST SERIES 138	45-3781868	92116U572	92116U564				IGMT138	4/10/2018	3.08000	0.01540
INVESTMENT GRADE MUNICIPAL TRUST SERIES 138	45-3781868	92116U572	92116U564				IGMT138	5/10/2018	3.09000	0.01545
INVESTMENT GRADE MUNICIPAL TRUST SERIES 138	45-3781868	92116U572	92116U564				IGMT138	6/10/2018	3.09000	0.01545
INVESTMENT GRADE MUNICIPAL TRUST SERIES 138	45-3781868	92116U572	92116U564				IGMT138	7/10/2018	3.08000	0.01540
INVESTMENT GRADE MUNICIPAL TRUST SERIES 138	45-3781868	92116U572	92116U564				IGMT138	8/10/2018	3.09000	0.01545
INVESTMENT GRADE MUNICIPAL TRUST SERIES 138	45-3781868	92116U572	92116U564				IGMT138	9/10/2018	3.08000	0.01540
INVESTMENT GRADE MUNICIPAL TRUST SERIES 138	45-3781868	92116U572	92116U564				IGMT138	10/10/2018	3.08000	0.01540
INVESTMENT GRADE MUNICIPAL TRUST SERIES 138	45-3781868	92116U572	92116U564				IGMT138	11/10/2018	3.09000	0.01545
INVESTMENT GRADE MUNICIPAL TRUST SERIES 138	45-3781868	92116U572	92116U564				IGMT138	12/10/2018	3.09000	0.01545
INVESTMENT GRADE MUNICIPAL TRUST SERIES 140	45-4044006	92116U598	92116U580				IGMT140	1/10/2018	3.38000	0.01622
INVESTMENT GRADE MUNICIPAL TRUST SERIES 140	45-4044006	92116U598	92116U580				IGMT140	1/10/2018	35.16000	33.35278
INVESTMENT GRADE MUNICIPAL TRUST SERIES 140	45-4044006	92116U598	92116U580				IGMT140	2/10/2018	3.25000	0.01560
INVESTMENT GRADE MUNICIPAL TRUST SERIES 140	45-4044006	92116U598	92116U580				IGMT140	3/10/2018	3.27000	0.01570
INVESTMENT GRADE MUNICIPAL TRUST SERIES 140	45-4044006	92116U598	92116U580				IGMT140	4/10/2018	3.26000	0.01565
INVESTMENT GRADE MUNICIPAL TRUST SERIES 140	45-4044006	92116U598	92116U580				IGMT140	5/10/2018	3.26000	0.01565
INVESTMENT GRADE MUNICIPAL TRUST SERIES 140	45-4044006	92116U598	92116U580				IGMT140	6/10/2018	3.26000	0.01565
INVESTMENT GRADE MUNICIPAL TRUST SERIES 140	45-4044006	92116U598	92116U580				IGMT140	7/10/2018	3.26000	0.01565
INVESTMENT GRADE MUNICIPAL TRUST SERIES 140	45-4044006	92116U598	92116U580				IGMT140	8/10/2018	3.26000	0.01565
INVESTMENT GRADE MUNICIPAL TRUST SERIES 140	45-4044006	92116U598	92116U580				IGMT140	9/10/2018	3.23000	0.01550
INVESTMENT GRADE MUNICIPAL TRUST SERIES 140	45-4044006	92116U598	92116U580				IGMT140	9/10/2018	24.26000	23.01304
INVESTMENT GRADE MUNICIPAL TRUST SERIES 140	45-4044006	92116U598	92116U580				IGMT140	10/10/2018	3.17000	0.01522
INVESTMENT GRADE MUNICIPAL TRUST SERIES 140	45-4044006	92116U598	92116U580				IGMT140	11/10/2018	3.15000	0.01512
INVESTMENT GRADE MUNICIPAL TRUST SERIES 140	45-4044006	92116U598	92116U580				IGMT140	12/10/2018	3.17000	0.01522
INVESTMENT GRADE MUNICIPAL TRUST SERIES 141	45-4181107	92116U614	92116U606				IGMT141	1/10/2018	2.56000	0.24474
INVESTMENT GRADE MUNICIPAL TRUST SERIES 141	45-4181107	92116U614	92116U606				IGMT141	1/10/2018	15.59000	15.15192
INVESTMENT GRADE MUNICIPAL TRUST SERIES 141	45-4181107	92116U614	92116U606				IGMT141	2/10/2018	2.54000	0.24282
INVESTMENT GRADE MUNICIPAL TRUST SERIES 141	45-4181107	92116U614	92116U606				IGMT141	3/10/2018	2.53000	0.24187
INVESTMENT GRADE MUNICIPAL TRUST SERIES 141	45-4181107	92116U614	92116U606				IGMT141	4/10/2018	2.53000	0.24187
INVESTMENT GRADE MUNICIPAL TRUST SERIES 141	45-4181107	92116U614	92116U606				IGMT141	5/10/2018	2.49000	0.23804
INVESTMENT GRADE MUNICIPAL TRUST SERIES 141	45-4181107	92116U614	92116U606				IGMT141	5/10/2018	36.64000	35.61042
INVESTMENT GRADE MUNICIPAL TRUST SERIES 141	45-4181107	92116U614	92116U606				IGMT141	6/10/2018	2.37000	0.22657
INVESTMENT GRADE MUNICIPAL TRUST SERIES 141	45-4181107	92116U614	92116U606				IGMT141	7/10/2018	2.37000	0.22657
INVESTMENT GRADE MUNICIPAL TRUST SERIES 141	45-4181107	92116U614	92116U606				IGMT141	8/10/2018	2.38000	0.22753
INVESTMENT GRADE MUNICIPAL TRUST SERIES 141	45-4181107	92116U614	92116U606				IGMT141	9/10/2018	2.39000	0.22848
INVESTMENT GRADE MUNICIPAL TRUST SERIES 141	45-4181107	92116U614	92116U606				IGMT141	10/10/2018	2.37000	0.22657
INVESTMENT GRADE MUNICIPAL TRUST SERIES 141	45-4181107	92116U614	92116U606				IGMT141	10/10/2018	6.97000	6.77414
INVESTMENT GRADE MUNICIPAL TRUST SERIES 141	45-4181107	92116U614	92116U606				IGMT141	11/10/2018	2.33000	0.22275
INVESTMENT GRADE MUNICIPAL TRUST SERIES 141	45-4181107	92116U614	92116U606				IGMT141	12/10/2018	2.34000	0.22370
INVESTMENT GRADE MUNICIPAL TRUST SERIES 142	45-4312357	92116U630	92116U622				IGMT142	1/10/2018	2.69000	0.31500
INVESTMENT GRADE MUNICIPAL TRUST SERIES 142	45-4312357	92116U630	92116U622				IGMT142	1/10/2018	25.16000	22.65658
INVESTMENT GRADE MUNICIPAL TRUST SERIES 142	45-4312357	92116U630	92116U622				IGMT142	2/10/2018	2.64000	0.30914
INVESTMENT GRADE MUNICIPAL TRUST SERIES 142	45-4312357	92116U630	92116U622				IGMT142	3/10/2018	2.62000	0.30680

Issuer's Name	EIN	CUSIP 1	CUSIP 2	CUSIP 3	CUSIP 4	CUSIP 5	Ticker Symbol	Date of Corporate Action	Distribution Per Unit	Per Unit Reduction of Taxpayer's Basis
INVESTMENT GRADE MUNICIPAL TRUST, SERIES 156	35-2453452	92116Y277	92116Y269				IGMT156	10/10/2018	3.15000	0.48731
INVESTMENT GRADE MUNICIPAL TRUST, SERIES 156	35-2453452	92116Y277	92116Y269				IGMT156	11/10/2018	3.15000	0.48731
INVESTMENT GRADE MUNICIPAL TRUST, SERIES 156	35-2453452	92116Y277	92116Y269				IGMT156	12/10/2018	3.15000	0.48731
INVESTMENT GRADE MUNICIPAL TRUST, SERIES 157	35-2456865	92116Y293	92116Y285				IGMT157	1/10/2018	2.99000	0.39259
INVESTMENT GRADE MUNICIPAL TRUST, SERIES 157	35-2456865	92116Y293	92116Y285				IGMT157	2/10/2018	3.00000	0.39390
INVESTMENT GRADE MUNICIPAL TRUST, SERIES 157	35-2456865	92116Y293	92116Y285				IGMT157	3/10/2018	3.01000	0.39521
INVESTMENT GRADE MUNICIPAL TRUST, SERIES 157	35-2456865	92116Y293	92116Y285				IGMT157	4/10/2018	2.99000	0.39259
INVESTMENT GRADE MUNICIPAL TRUST, SERIES 157	35-2456865	92116Y293	92116Y285				IGMT157	5/10/2018	2.98000	0.39127
INVESTMENT GRADE MUNICIPAL TRUST, SERIES 157	35-2456865	92116Y293	92116Y285				IGMT157	6/10/2018	2.97000	0.38996
INVESTMENT GRADE MUNICIPAL TRUST, SERIES 157	35-2456865	92116Y293	92116Y285				IGMT157	7/10/2018	2.97000	0.38996
INVESTMENT GRADE MUNICIPAL TRUST, SERIES 157	35-2456865	92116Y293	92116Y285				IGMT157	8/10/2018	2.96000	0.38865
INVESTMENT GRADE MUNICIPAL TRUST, SERIES 157	35-2456865	92116Y293	92116Y285				IGMT157	9/10/2018	2.97000	0.38996
INVESTMENT GRADE MUNICIPAL TRUST, SERIES 157	35-2456865	92116Y293	92116Y285				IGMT157	10/10/2018	2.95000	0.38734
INVESTMENT GRADE MUNICIPAL TRUST, SERIES 157	35-2456865	92116Y293	92116Y285				IGMT157	11/10/2018	2.97000	0.38996
INVESTMENT GRADE MUNICIPAL TRUST, SERIES 157	35-2456865	92116Y293	92116Y285				IGMT157	12/10/2018	2.97000	0.38996
INVESTMENT GRADE MUNICIPAL TRUST, SERIES 158	35-2459384	92116Y319	92116Y301				IGMT158	1/10/2018	3.03000	0.44632
INVESTMENT GRADE MUNICIPAL TRUST, SERIES 158	35-2459384	92116Y319	92116Y301				IGMT158	2/10/2018	3.03000	0.44632
INVESTMENT GRADE MUNICIPAL TRUST, SERIES 158	35-2459384	92116Y319	92116Y301				IGMT158	3/10/2018	3.04000	0.44779
INVESTMENT GRADE MUNICIPAL TRUST, SERIES 158	35-2459384	92116Y319	92116Y301				IGMT158	4/10/2018	3.05000	0.44927
INVESTMENT GRADE MUNICIPAL TRUST, SERIES 158	35-2459384	92116Y319	92116Y301				IGMT158	5/10/2018	3.01000	0.44337
INVESTMENT GRADE MUNICIPAL TRUST, SERIES 158	35-2459384	92116Y319	92116Y301				IGMT158	6/10/2018	3.00000	0.44190
INVESTMENT GRADE MUNICIPAL TRUST, SERIES 158	35-2459384	92116Y319	92116Y301				IGMT158	7/10/2018	3.01000	0.44337
INVESTMENT GRADE MUNICIPAL TRUST, SERIES 158	35-2459384	92116Y319	92116Y301				IGMT158	8/10/2018	2.99000	0.44043
INVESTMENT GRADE MUNICIPAL TRUST, SERIES 158	35-2459384	92116Y319	92116Y301				IGMT158	9/10/2018	3.00000	0.44190
INVESTMENT GRADE MUNICIPAL TRUST, SERIES 158	35-2459384	92116Y319	92116Y301				IGMT158	10/10/2018	2.98000	0.43895
INVESTMENT GRADE MUNICIPAL TRUST, SERIES 158	35-2459384	92116Y319	92116Y301				IGMT158	11/10/2018	2.99000	0.44043
INVESTMENT GRADE MUNICIPAL TRUST, SERIES 158	35-2459384	92116Y319	92116Y301				IGMT158	12/10/2018	3.02000	0.44485
INTERMEDIATE CORPORATE INVESTMENT GRADE TRUSTSERIES 38	26-4576991	92118B119	92118B101				VIGT38	1/10/2018	10.40000	10.26480
INTERMEDIATE CORPORATE INVESTMENT GRADE TRUSTSERIES 38	26-4576991	92118B119	92118B101				VIGT38	2/10/2018	65.67000	64.81629
INTERMEDIATE CORPORATE INVESTMENT GRADE TRUSTSERIES 38	26-4576991	92118B119	92118B101				VIGT38	5/10/2018	26.99000	26.63913
INTERMEDIATE CORPORATE INVESTMENT GRADE TRUSTSERIES 38	26-4576991	92118B119	92118B101				VIGT38	6/10/2018	145.12000	143.23344
INTERMEDIATE CORPORATE INVESTMENT GRADE TRUSTSERIES 38	26-4576991	92118B119	92118B101				VIGT38	9/10/2018	37.55000	37.06185
INTERMEDIATE CORPORATE INVESTMENT GRADE TRUSTSERIES 39	26-4622966	92118B127					VIGT39	1/10/2018	2.04000	0.14586
INTERMEDIATE CORPORATE INVESTMENT GRADE TRUSTSERIES 39	26-4622966	92118B127					VIGT39	2/10/2018	1.90000	0.13585
INTERMEDIATE CORPORATE INVESTMENT GRADE TRUSTSERIES 39	26-4622966	92118B127					VIGT39	3/10/2018	1.87000	0.13371
INTERMEDIATE CORPORATE INVESTMENT GRADE TRUSTSERIES 39	26-4622966	92118B127					VIGT39	4/10/2018	1.87000	0.13371
INTERMEDIATE CORPORATE INVESTMENT GRADE TRUSTSERIES 39	26-4622966	92118B127					VIGT39	5/10/2018	1.89000	0.13514
INTERMEDIATE CORPORATE INVESTMENT GRADE TRUSTSERIES 39	26-4622966	92118B127					VIGT39	6/10/2018	1.62000	0.11583
INTERMEDIATE CORPORATE INVESTMENT GRADE TRUSTSERIES 39	26-4622966	92118B127					VIGT39	7/10/2018	1.42000	0.10153
INTERMEDIATE CORPORATE INVESTMENT GRADE TRUSTSERIES 39	26-4622966	92118B127					VIGT39	8/10/2018	1.43000	0.10225
INTERMEDIATE CORPORATE INVESTMENT GRADE TRUSTSERIES 39	26-4622966	92118B127					VIGT39	9/10/2018	1.45000	0.10368
INTERMEDIATE CORPORATE INVESTMENT GRADE TRUSTSERIES 39	26-4622966	92118B127					VIGT39	10/10/2018	1.45000	0.10368
INTERMEDIATE CORPORATE INVESTMENT GRADE TRUSTSERIES 39	26-4622966	92118B127					VIGT39	11/10/2018	1.46000	0.10439
INTERMEDIATE CORPORATE INVESTMENT GRADE TRUSTSERIES 39	26-4622966	92118B127					VIGT39	12/10/2018	1.44000	0.10296
INTERMEDIATE CORPORATE INVESTMENT GRADE TRUSTSERIES 39	26-4622966	92118B135	92118B127				VIGT39	1/10/2018	39.95000	39.94601
INTERMEDIATE CORPORATE INVESTMENT GRADE TRUSTSERIES 39	26-4622966	92118B135	92118B127				VIGT39	2/10/2018	36.57000	36.56634
INTERMEDIATE CORPORATE INVESTMENT GRADE TRUSTSERIES 39	26-4622966	92118B135					VIGT39	6/10/2018	11.27000	0.80581
INTERMEDIATE CORPORATE INVESTMENT GRADE TRUSTSERIES 39	26-4622966	92118B135	92118B127				VIGT39	6/10/2018	95.16000	95.15048
INTERMEDIATE CORPORATE INVESTMENT GRADE TRUSTSERIES 39	26-4622966	92118B135					VIGT39	12/10/2018	8.73000	0.62420
INTERMEDIATE CORPORATE INVESTMENT GRADE TRUSTSERIES 40	26-4758485	92118B150	92118B143				VIGT40	1/10/2018	134.99000	132.27670
INTERMEDIATE CORPORATE INVESTMENT GRADE TRUSTSERIES 40	26-4758485	92118B150	92118B143				VIGT40	2/10/2018	111.76000	109.51362
INTERMEDIATE CORPORATE INVESTMENT GRADE TRUSTSERIES 40	26-4758485	92118B150	92118B143				VIGT40	6/10/2018	32.53000	31.87615
INTERMEDIATE CORPORATE INVESTMENT GRADE TRUSTSERIES 40	26-4758485	92118B150	92118B143				VIGT40	9/10/2018	40.92000	40.09751
INTERMEDIATE CORPORATE INVESTMENT GRADE TRUSTSERIES 41	26-4822034	92118B176	92118B168				VIGT41	1/10/2018	89.04000	87.41947
INTERMEDIATE CORPORATE INVESTMENT GRADE TRUSTSERIES 41	26-4822034	92118B176	92118B168				VIGT41	2/10/2018	146.16000	143.49989
INTERMEDIATE CORPORATE INVESTMENT GRADE TRUSTSERIES 41	26-4822034	92118B176	92118B168				VIGT41	5/10/2018	82.03000	80.53705
INTERMEDIATE CORPORATE INVESTMENT GRADE TRUSTSERIES 41	26-4822034	92118B176	92118B168				VIGT41	6/10/2018	94.18000	92.46592
INTERMEDIATE CORPORATE INVESTMENT GRADE TRUSTSERIES 42	27-0247818	92118B192	92118B184				VIGT42	1/10/2018	100.26000	97.82368
INTERMEDIATE CORPORATE INVESTMENT GRADE TRUSTSERIES 42	27-0247818	92118B192	92118B184				VIGT42	4/10/2018	51.96000	50.69737
INTERMEDIATE CORPORATE INVESTMENT GRADE TRUSTSERIES 42	27-0247818	92118B192	92118B184				VIGT42	5/10/2018	67.41000	65.77194

Issuer's Name	EIN	CUSIP 1	CUSIP 2	CUSIP 3	CUSIP 4	CUSIP 5	Ticker Symbol	Date of Corporate Action	Distribution Per Unit	Per Unit Reduction of Taxpayer's Basis
INTERMEDIATE CORPORATE INVESTMENT GRADE TRUSTSERIES 43	27-0352831	92118B218	92118B200				VIGT43	1/10/2018	24.40000	24.18772
INTERMEDIATE CORPORATE INVESTMENT GRADE TRUSTSERIES 43	27-0352831	92118B218	92118B200				VIGT43	2/10/2018	144.26000	143.00494
INTERMEDIATE CORPORATE INVESTMENT GRADE TRUSTSERIES 43	27-0352831	92118B218	92118B200				VIGT43	5/10/2018	39.98000	39.63217
INTERMEDIATE CORPORATE INVESTMENT GRADE TRUSTSERIES 43	27-0352831	92118B218	92118B200				VIGT43	6/10/2018	122.11000	121.04764
INTERMEDIATE CORPORATE INVESTMENT GRADE TRUSTSERIES 43	27-0352831	92118B218	92118B200				VIGT43	10/10/2018	98.99000	98.12879
INTERMEDIATE CORPORATE INVESTMENT GRADE TRUSTSERIES 44	27-0460814	92118B234	92118B226				VIGT44	1/10/2018	26.02000	25.59848
INTERMEDIATE CORPORATE INVESTMENT GRADE TRUSTSERIES 44	27-0460814	92118B234	92118B226				VIGT44	2/10/2018	105.51000	103.80074
INTERMEDIATE CORPORATE INVESTMENT GRADE TRUSTSERIES 44	27-0460814	92118B234	92118B226				VIGT44	4/10/2018	170.60000	167.83628
INTERMEDIATE CORPORATE INVESTMENT GRADE TRUSTSERIES 44	27-0460814	92118B234	92118B226				VIGT44	5/10/2018	64.46000	63.41575
INTERMEDIATE CORPORATE INVESTMENT GRADE TRUSTSERIES 44	27-0460814	92118B234	92118B226				VIGT44	6/10/2018	29.21000	28.73680
INTERMEDIATE CORPORATE INVESTMENT GRADE TRUSTSERIES 45	27-0586688	92118B259	92118B242				VIGT45	1/10/2018	29.24000	29.01778
INTERMEDIATE CORPORATE INVESTMENT GRADE TRUSTSERIES 45	27-0586688	92118B259	92118B242				VIGT45	2/10/2018	103.16000	102.37598
INTERMEDIATE CORPORATE INVESTMENT GRADE TRUSTSERIES 45	27-0586688	92118B259	92118B242				VIGT45	5/10/2018	74.68000	74.11243
INTERMEDIATE CORPORATE INVESTMENT GRADE TRUSTSERIES 45	27-0586688	92118B259	92118B242				VIGT45	6/10/2018	143.01000	141.92312
INTERMEDIATE CORPORATE INVESTMENT GRADE TRUSTSERIES 45	27-0586688	92118B259	92118B242				VIGT45	9/10/2018	60.07000	59.61347
INTERMEDIATE CORPORATE INVESTMENT GRADE TRUSTSERIES 46	27-0677106	92118B275	92118B267				VIGT46	1/10/2018	43.12000	42.75779
INTERMEDIATE CORPORATE INVESTMENT GRADE TRUSTSERIES 46	27-0677106	92118B275	92118B267				VIGT46	2/10/2018	76.34000	75.69874
INTERMEDIATE CORPORATE INVESTMENT GRADE TRUSTSERIES 46	27-0677106	92118B275	92118B267				VIGT46	4/10/2018	87.04000	86.30886
INTERMEDIATE CORPORATE INVESTMENT GRADE TRUSTSERIES 46	27-0677106	92118B275	92118B267				VIGT46	6/10/2018	192.35000	190.73426
INTERMEDIATE CORPORATE INVESTMENT GRADE TRUSTSERIES 46	27-0677106	92118B275	92118B267				VIGT46	12/10/2018	60.61000	60.10088
INTERMEDIATE CORPORATE INVESTMENT GRADE TRUSTSERIES 47	27-0749295	92118B291	92118B283				VIGT47	1/10/2018	45.61000	45.22688
INTERMEDIATE CORPORATE INVESTMENT GRADE TRUSTSERIES 47	27-0749295	92118B291	92118B283				VIGT47	2/10/2018	89.41000	88.65896
INTERMEDIATE CORPORATE INVESTMENT GRADE TRUSTSERIES 47	27-0749295	92118B291	92118B283				VIGT47	4/10/2018	188.34000	186.75794
INTERMEDIATE CORPORATE INVESTMENT GRADE TRUSTSERIES 47	27-0749295	92118B291	92118B283				VIGT47	6/10/2018	83.14000	82.44162
INTERMEDIATE CORPORATE INVESTMENT GRADE TRUSTSERIES 48	27-0878268	92118B317	92118B309				VIGT48	1/10/2018	3.17000	0.17023
INTERMEDIATE CORPORATE INVESTMENT GRADE TRUSTSERIES 48	27-0878268	92118B317	92118B309				VIGT48	1/10/2018	34.55000	34.38416
INTERMEDIATE CORPORATE INVESTMENT GRADE TRUSTSERIES 48	27-0878268	92118B317	92118B309				VIGT48	2/10/2018	3.17000	0.17023
INTERMEDIATE CORPORATE INVESTMENT GRADE TRUSTSERIES 48	27-0878268	92118B317	92118B309				VIGT48	3/10/2018	3.17000	0.17023
INTERMEDIATE CORPORATE INVESTMENT GRADE TRUSTSERIES 48	27-0878268	92118B317	92118B309				VIGT48	4/10/2018	3.02000	0.16217
INTERMEDIATE CORPORATE INVESTMENT GRADE TRUSTSERIES 48	27-0878268	92118B317	92118B309				VIGT48	4/10/2018	61.67000	61.37398
INTERMEDIATE CORPORATE INVESTMENT GRADE TRUSTSERIES 48	27-0878268	92118B317	92118B309				VIGT48	5/10/2018	2.78000	0.14929
INTERMEDIATE CORPORATE INVESTMENT GRADE TRUSTSERIES 48	27-0878268	92118B317	92118B309				VIGT48	5/10/2018	105.79000	105.28221
INTERMEDIATE CORPORATE INVESTMENT GRADE TRUSTSERIES 48	27-0878268	92118B317	92118B309				VIGT48	6/10/2018	1.94000	0.10418
INTERMEDIATE CORPORATE INVESTMENT GRADE TRUSTSERIES 48	27-0878268	92118B317	92118B309				VIGT48	6/10/2018	116.53000	115.97066
INTERMEDIATE CORPORATE INVESTMENT GRADE TRUSTSERIES 48	27-0878268	92118B317	92118B309				VIGT48	7/10/2018	1.87000	0.10042
INTERMEDIATE CORPORATE INVESTMENT GRADE TRUSTSERIES 48	27-0878268	92118B317	92118B309				VIGT48	8/10/2018	1.88000	0.10096
INTERMEDIATE CORPORATE INVESTMENT GRADE TRUSTSERIES 48	27-0878268	92118B317	92118B309				VIGT48	9/10/2018	1.88000	0.10096
INTERMEDIATE CORPORATE INVESTMENT GRADE TRUSTSERIES 48	27-0878268	92118B317	92118B309				VIGT48	10/10/2018	1.88000	0.10096
INTERMEDIATE CORPORATE INVESTMENT GRADE TRUSTSERIES 48	27-0878268	92118B317	92118B309				VIGT48	11/10/2018	1.89000	0.10149
INTERMEDIATE CORPORATE INVESTMENT GRADE TRUSTSERIES 48	27-0878268	92118B317	92118B309				VIGT48	12/10/2018	1.85000	0.09935
INTERMEDIATE CORPORATE INVESTMENT GRADE TRUSTSERIES 48	27-0878268	92118B317	92118B309				VIGT48	12/10/2018	16.71000	16.62979
INTERMEDIATE CORPORATE INVESTMENT GRADE TRUSTSERIES 49	27-0950633	92118B333	92118B325				VIGT49	1/10/2018	32.13000	31.87617
INTERMEDIATE CORPORATE INVESTMENT GRADE TRUSTSERIES 49	27-0950633	92118B333	92118B325				VIGT49	2/10/2018	61.29000	60.80581
INTERMEDIATE CORPORATE INVESTMENT GRADE TRUSTSERIES 49	27-0950633	92118B333	92118B325				VIGT49	4/10/2018	161.38000	160.10510
INTERMEDIATE CORPORATE INVESTMENT GRADE TRUSTSERIES 49	27-0950633	92118B333	92118B325				VIGT49	5/10/2018	284.78000	282.53024
INTERMEDIATE CORPORATE INVESTMENT GRADE TRUSTSERIES 50	27-1082062	92118B358	92118B341				VIGT50	1/10/2018	3.31000	0.09367
INTERMEDIATE CORPORATE INVESTMENT GRADE TRUSTSERIES 50	27-1082062	92118B358	92118B341				VIGT50	1/10/2018	29.69000	29.64843
INTERMEDIATE CORPORATE INVESTMENT GRADE TRUSTSERIES 50	27-1082062	92118B358	92118B341				VIGT50	2/10/2018	3.30000	0.09339
INTERMEDIATE CORPORATE INVESTMENT GRADE TRUSTSERIES 50	27-1082062	92118B358	92118B341				VIGT50	3/10/2018	3.31000	0.09367
INTERMEDIATE CORPORATE INVESTMENT GRADE TRUSTSERIES 50	27-1082062	92118B358	92118B341				VIGT50	4/10/2018	3.43000	0.09707
INTERMEDIATE CORPORATE INVESTMENT GRADE TRUSTSERIES 50	27-1082062	92118B358	92118B341				VIGT50	5/10/2018	2.74000	0.07754
INTERMEDIATE CORPORATE INVESTMENT GRADE TRUSTSERIES 50	27-1082062	92118B358	92118B341				VIGT50	5/10/2018	291.06000	290.65252
INTERMEDIATE CORPORATE INVESTMENT GRADE TRUSTSERIES 50	27-1082062	92118B358	92118B341				VIGT50	6/10/2018	1.39000	0.03934
INTERMEDIATE CORPORATE INVESTMENT GRADE TRUSTSERIES 50	27-1082062	92118B358	92118B341				VIGT50	6/10/2018	139.10000	138.90526
INTERMEDIATE CORPORATE INVESTMENT GRADE TRUSTSERIES 50	27-1082062	92118B358	92118B341				VIGT50	7/10/2018	1.27000	0.03594
INTERMEDIATE CORPORATE INVESTMENT GRADE TRUSTSERIES 50	27-1082062	92118B358	92118B341				VIGT50	8/10/2018	1.29000	0.03651
INTERMEDIATE CORPORATE INVESTMENT GRADE TRUSTSERIES 50	27-1082062	92118B358	92118B341				VIGT50	9/10/2018	1.29000	0.03651
INTERMEDIATE CORPORATE INVESTMENT GRADE TRUSTSERIES 50	27-1082062	92118B358	92118B341				VIGT50	10/10/2018	1.30000	0.03679
INTERMEDIATE CORPORATE INVESTMENT GRADE TRUSTSERIES 50	27-1082062	92118B358	92118B341				VIGT50	11/10/2018	1.29000	0.03651

Issuer's Name	EIN	CUSIP 1	CUSIP 2	CUSIP 3	CUSIP 4	CUSIP 5	Ticker Symbol	Date of Corporate Action	Distribution Per Unit	Per Unit Reduction of Taxpayer's Basis
INTERMEDIATE CORPORATE INVESTMENT GRADE TRUSTSERIES 50	27-1082062	92118B358	92118B341				VIGT50	12/10/2018	1.28000	0.03622
INTERMEDIATE CORPORATE INVESTMENT GRADE TRUSTSERIES 51	27-1301533	92118B374	92118B366				VIGT51	2/10/2018	86.40000	85.71744
INTERMEDIATE CORPORATE INVESTMENT GRADE TRUSTSERIES 51	27-1301533	92118B374	92118B366				VIGT51	4/10/2018	75.61000	75.01268
INTERMEDIATE CORPORATE INVESTMENT GRADE TRUSTSERIES 51	27-1301533	92118B374	92118B366				VIGT51	5/10/2018	151.69000	150.49165
INTERMEDIATE CORPORATE INVESTMENT GRADE TRUSTSERIES 51	27-1301533	92118B374	92118B366				VIGT51	6/10/2018	12.68000	12.57983
INTERMEDIATE CORPORATE INVESTMENT GRADE TRUSTSERIES 52	27-1409599	92118B390	92118B382				VIGT52	2/10/2018	50.15000	49.85913
INTERMEDIATE CORPORATE INVESTMENT GRADE TRUSTSERIES 52	27-1409599	92118B390	92118B382				VIGT52	4/10/2018	100.70000	100.11594
INTERMEDIATE CORPORATE INVESTMENT GRADE TRUSTSERIES 52	27-1409599	92118B390	92118B382				VIGT52	5/10/2018	155.80000	154.89636
INTERMEDIATE CORPORATE INVESTMENT GRADE TRUSTSERIES 52	27-1409599	92118B390	92118B382				VIGT52	6/10/2018	37.77000	37.55093
INTERMEDIATE CORPORATE INVESTMENT GRADE TRUSTSERIES 53	27-1652308	92118B416	92118B408				VIGT53	1/10/2018	5.59000	5.52795
INTERMEDIATE CORPORATE INVESTMENT GRADE TRUSTSERIES 53	27-1652308	92118B416	92118B408				VIGT53	4/10/2018	84.88000	83.93783
INTERMEDIATE CORPORATE INVESTMENT GRADE TRUSTSERIES 53	27-1652308	92118B416	92118B408				VIGT53	5/10/2018	74.58000	73.75216
INTERMEDIATE CORPORATE INVESTMENT GRADE TRUSTSERIES 53	27-1652308	92118B416	92118B408				VIGT53	6/10/2018	59.49000	58.82966
INTERMEDIATE CORPORATE INVESTMENT GRADE TRUSTSERIES 54	27-1833331	92118B432	92118B424				VIGT54	4/10/2018	128.17000	125.97829
INTERMEDIATE CORPORATE INVESTMENT GRADE TRUSTSERIES 54	27-1833331	92118B432	92118B424				VIGT54	5/10/2018	90.98000	89.42424
INTERMEDIATE CORPORATE INVESTMENT GRADE TRUSTSERIES 54	27-1833331	92118B432	92118B424				VIGT54	6/10/2018	25.13000	24.70028
INTERMEDIATE CORPORATE INVESTMENT GRADE TRUSTSERIES 55	27-2277621	92118B457	92118B440				VIGT55	1/10/2018	3.09000	0.04790
INTERMEDIATE CORPORATE INVESTMENT GRADE TRUSTSERIES 55	27-2277621	92118B457	92118B440				VIGT55	1/10/2018	30.81000	30.61898
INTERMEDIATE CORPORATE INVESTMENT GRADE TRUSTSERIES 55	27-2277621	92118B457	92118B440				VIGT55	2/10/2018	3.11000	0.04821
INTERMEDIATE CORPORATE INVESTMENT GRADE TRUSTSERIES 55	27-2277621	92118B457	92118B440				VIGT55	3/10/2018	3.10000	0.04805
INTERMEDIATE CORPORATE INVESTMENT GRADE TRUSTSERIES 55	27-2277621	92118B457	92118B440				VIGT55	4/10/2018	2.95000	0.04573
INTERMEDIATE CORPORATE INVESTMENT GRADE TRUSTSERIES 55	27-2277621	92118B457	92118B440				VIGT55	4/10/2018	55.37000	55.02671
INTERMEDIATE CORPORATE INVESTMENT GRADE TRUSTSERIES 55	27-2277621	92118B457	92118B440				VIGT55	5/10/2018	2.42000	0.03751
INTERMEDIATE CORPORATE INVESTMENT GRADE TRUSTSERIES 55	27-2277621	92118B457	92118B440				VIGT55	5/10/2018	175.77000	174.68023
INTERMEDIATE CORPORATE INVESTMENT GRADE TRUSTSERIES 55	27-2277621	92118B457	92118B440				VIGT55	6/10/2018	2.05000	0.03178
INTERMEDIATE CORPORATE INVESTMENT GRADE TRUSTSERIES 55	27-2277621	92118B457	92118B440				VIGT55	7/10/2018	2.05000	0.03178
INTERMEDIATE CORPORATE INVESTMENT GRADE TRUSTSERIES 55	27-2277621	92118B457	92118B440				VIGT55	8/10/2018	2.09000	0.03240
INTERMEDIATE CORPORATE INVESTMENT GRADE TRUSTSERIES 55	27-2277621	92118B457	92118B440				VIGT55	9/10/2018	2.08000	0.03224
INTERMEDIATE CORPORATE INVESTMENT GRADE TRUSTSERIES 55	27-2277621	92118B457	92118B440				VIGT55	10/10/2018	2.08000	0.03224
INTERMEDIATE CORPORATE INVESTMENT GRADE TRUSTSERIES 55	27-2277621	92118B457	92118B440				VIGT55	11/10/2018	2.08000	0.03224
INTERMEDIATE CORPORATE INVESTMENT GRADE TRUSTSERIES 55	27-2277621	92118B457	92118B440				VIGT55	12/10/2018	2.10000	0.03255
INTERMEDIATE CORPORATE INVESTMENT GRADE TRUSTSERIES 56	27-2765282	92118B473	92118B465				VIGT56	1/10/2018	3.04000	0.20581
INTERMEDIATE CORPORATE INVESTMENT GRADE TRUSTSERIES 56	27-2765282	92118B473	92118B465				VIGT56	1/10/2018	75.76000	74.76754
INTERMEDIATE CORPORATE INVESTMENT GRADE TRUSTSERIES 56	27-2765282	92118B473	92118B465				VIGT56	2/10/2018	3.02000	0.20445
INTERMEDIATE CORPORATE INVESTMENT GRADE TRUSTSERIES 56	27-2765282	92118B473	92118B465				VIGT56	3/10/2018	3.02000	0.20445
INTERMEDIATE CORPORATE INVESTMENT GRADE TRUSTSERIES 56	27-2765282	92118B473	92118B465				VIGT56	4/10/2018	2.82000	0.19091
INTERMEDIATE CORPORATE INVESTMENT GRADE TRUSTSERIES 56	27-2765282	92118B473	92118B465				VIGT56	4/10/2018	77.81000	76.79069
INTERMEDIATE CORPORATE INVESTMENT GRADE TRUSTSERIES 56	27-2765282	92118B473	92118B465				VIGT56	5/10/2018	2.42000	0.16383
INTERMEDIATE CORPORATE INVESTMENT GRADE TRUSTSERIES 56	27-2765282	92118B473	92118B465				VIGT56	5/10/2018	172.74000	170.47711
INTERMEDIATE CORPORATE INVESTMENT GRADE TRUSTSERIES 56	27-2765282	92118B473	92118B465				VIGT56	6/10/2018	2.00000	0.13540
INTERMEDIATE CORPORATE INVESTMENT GRADE TRUSTSERIES 56	27-2765282	92118B473	92118B465				VIGT56	7/10/2018	2.00000	0.13540
INTERMEDIATE CORPORATE INVESTMENT GRADE TRUSTSERIES 56	27-2765282	92118B473	92118B465				VIGT56	8/10/2018	2.02000	0.13675
INTERMEDIATE CORPORATE INVESTMENT GRADE TRUSTSERIES 56	27-2765282	92118B473	92118B465				VIGT56	9/10/2018	2.01000	0.13608
INTERMEDIATE CORPORATE INVESTMENT GRADE TRUSTSERIES 56	27-2765282	92118B473	92118B465				VIGT56	10/10/2018	2.03000	0.13743
INTERMEDIATE CORPORATE INVESTMENT GRADE TRUSTSERIES 56	27-2765282	92118B473	92118B465				VIGT56	11/10/2018	2.04000	0.13811
INTERMEDIATE CORPORATE INVESTMENT GRADE TRUSTSERIES 56	27-2765282	92118B473	92118B465				VIGT56	12/10/2018	2.02000	0.13675
INTERMEDIATE CORPORATE INVESTMENT GRADE TRUSTSERIES 57	27-3013451	92118B499	92118B481				VIGT57	1/10/2018	2.61000	0.35000
INTERMEDIATE CORPORATE INVESTMENT GRADE TRUSTSERIES 57	27-3013451	92118B499	92118B481				VIGT57	1/10/2018	60.47000	59.87135
INTERMEDIATE CORPORATE INVESTMENT GRADE TRUSTSERIES 57	27-3013451	92118B499	92118B481				VIGT57	2/10/2018	2.64000	0.35402
INTERMEDIATE CORPORATE INVESTMENT GRADE TRUSTSERIES 57	27-3013451	92118B499	92118B481				VIGT57	3/10/2018	2.62000	0.35134
INTERMEDIATE CORPORATE INVESTMENT GRADE TRUSTSERIES 57	27-3013451	92118B499	92118B481				VIGT57	4/10/2018	2.61000	0.35000
INTERMEDIATE CORPORATE INVESTMENT GRADE TRUSTSERIES 57	27-3013451	92118B499	92118B481				VIGT57	5/10/2018	2.57000	0.34464
INTERMEDIATE CORPORATE INVESTMENT GRADE TRUSTSERIES 57	27-3013451	92118B499	92118B481				VIGT57	5/10/2018	28.81000	28.52478
INTERMEDIATE CORPORATE INVESTMENT GRADE TRUSTSERIES 57	27-3013451	92118B499	92118B481				VIGT57	6/10/2018	2.50000	0.33525
INTERMEDIATE CORPORATE INVESTMENT GRADE TRUSTSERIES 57	27-3013451	92118B499	92118B481				VIGT57	7/10/2018	2.53000	0.33927
INTERMEDIATE CORPORATE INVESTMENT GRADE TRUSTSERIES 57	27-3013451	92118B499	92118B481				VIGT57	8/10/2018	2.52000	0.33793
INTERMEDIATE CORPORATE INVESTMENT GRADE TRUSTSERIES 57	27-3013451	92118B499	92118B481				VIGT57	9/10/2018	2.51000	0.33659
INTERMEDIATE CORPORATE INVESTMENT GRADE TRUSTSERIES 57	27-3013451	92118B499	92118B481				VIGT57	10/10/2018	2.51000	0.33659
INTERMEDIATE CORPORATE INVESTMENT GRADE TRUSTSERIES 57	27-3013451	92118B499	92118B481				VIGT57	11/10/2018	2.48000	0.33257
INTERMEDIATE CORPORATE INVESTMENT GRADE TRUSTSERIES 57	27-3013451	92118B499	92118B481				VIGT57	11/10/2018	26.91000	26.64359

Issuer's Name	EIN	CUSIP 1	CUSIP 2	CUSIP 3	CUSIP 4	CUSIP 5	Ticker Symbol	Date of Corporate Action	Distribution Per Unit	Per Unit Reduction of Taxpayer's Basis
INTERMEDIATE CORPORATE INVESTMENT GRADE TRUSTSERIES 57	27-3013451	92118B499	92118B481				VIGT57	12/10/2018	2.39000	0.32050
INTERMEDIATE CORPORATE INVESTMENT GRADE TRUSTSERIES 57	27-3013451	92118B499	92118B481				VIGT57	12/10/2018	22.12000	21.90101
INTERMEDIATE CORPORATE INVESTMENT GRADE TRUSTSERIES 58	27-3417219	92118B515	92118B507				VIGT58	1/10/2018	3.18000	0.56222
INTERMEDIATE CORPORATE INVESTMENT GRADE TRUSTSERIES 58	27-3417219	92118B515	92118B507				VIGT58	2/10/2018	3.18000	0.56222
INTERMEDIATE CORPORATE INVESTMENT GRADE TRUSTSERIES 58	27-3417219	92118B515	92118B507				VIGT58	3/10/2018	3.18000	0.56222
INTERMEDIATE CORPORATE INVESTMENT GRADE TRUSTSERIES 58	27-3417219	92118B515	92118B507				VIGT58	4/10/2018	3.20000	0.56576
INTERMEDIATE CORPORATE INVESTMENT GRADE TRUSTSERIES 58	27-3417219	92118B515	92118B507				VIGT58	5/10/2018	3.02000	0.53394
INTERMEDIATE CORPORATE INVESTMENT GRADE TRUSTSERIES 58	27-3417219	92118B515	92118B507				VIGT58	5/10/2018	110.03000	108.29153
INTERMEDIATE CORPORATE INVESTMENT GRADE TRUSTSERIES 58	27-3417219	92118B515	92118B507				VIGT58	6/10/2018	2.78000	0.49150
INTERMEDIATE CORPORATE INVESTMENT GRADE TRUSTSERIES 58	27-3417219	92118B515	92118B507				VIGT58	7/10/2018	2.78000	0.49150
INTERMEDIATE CORPORATE INVESTMENT GRADE TRUSTSERIES 58	27-3417219	92118B515	92118B507				VIGT58	8/10/2018	2.82000	0.49858
INTERMEDIATE CORPORATE INVESTMENT GRADE TRUSTSERIES 58	27-3417219	92118B515	92118B507				VIGT58	9/10/2018	2.79000	0.49327
INTERMEDIATE CORPORATE INVESTMENT GRADE TRUSTSERIES 58	27-3417219	92118B515	92118B507				VIGT58	10/10/2018	2.80000	0.49504
INTERMEDIATE CORPORATE INVESTMENT GRADE TRUSTSERIES 58	27-3417219	92118B515	92118B507				VIGT58	11/10/2018	2.70000	0.47736
INTERMEDIATE CORPORATE INVESTMENT GRADE TRUSTSERIES 58	27-3417219	92118B515	92118B507				VIGT58	11/10/2018	64.14000	63.12659
INTERMEDIATE CORPORATE INVESTMENT GRADE TRUSTSERIES 58	27-3417219	92118B515	92118B507				VIGT58	12/10/2018	2.63000	0.46498
CONSERVATIVE INCOME ALLOCATION PORTFOLIO, SERIES 14	35-2456844	92119N104	92119N138	92119N120	92119N112		CIAP14	1/10/2018	0.03177	0.03177
CONSERVATIVE INCOME ALLOCATION PORTFOLIO, SERIES 14	35-2456844	92119N104	92119N138	92119N120	92119N112		CIAP14	2/10/2018	0.06858	0.06858
Variable & Fixed Rate Corporate Trust, Series 3	35-2487151	922162102	922162110				FLTG3	1/10/2018	2.07000	0.17657
Variable & Fixed Rate Corporate Trust, Series 3	35-2487151	922162102	922162110				FLTG3	2/10/2018	2.05000	0.17487
Variable & Fixed Rate Corporate Trust, Series 3	35-2487151	922162102	922162110				FLTG3	2/10/2018	64.38000	64.38000
Variable & Fixed Rate Corporate Trust, Series 3	35-2487151	922162102	922162110				FLTG3	3/10/2018	2.07000	0.17657
Variable & Fixed Rate Corporate Trust, Series 3	35-2487151	922162102	922162110				FLTG3	4/10/2018	2.12000	0.18084
Variable & Fixed Rate Corporate Trust, Series 3	35-2487151	922162102	922162110				FLTG3	5/10/2018	1.98000	0.16889
Variable & Fixed Rate Corporate Trust, Series 3	35-2487151	922162102	922162110				FLTG3	5/10/2018	131.50000	131.50000
Variable & Fixed Rate Corporate Trust, Series 3	35-2487151	922162102	922162110				FLTG3	6/10/2018	1.84000	0.15695
Variable & Fixed Rate Corporate Trust, Series 3	35-2487151	922162102	922162110				FLTG3	6/10/2018	29.61000	29.61000
Variable & Fixed Rate Corporate Trust, Series 3	35-2487151	922162102	922162110				FLTG3	7/10/2018	1.73000	0.14757
Variable & Fixed Rate Corporate Trust, Series 3	35-2487151	922162102	922162110				FLTG3	7/10/2018	76.69000	76.69000
Variable & Fixed Rate Corporate Trust, Series 3	35-2487151	922162102	922162110				FLTG3	8/10/2018	1.43000	0.12198
Variable & Fixed Rate Corporate Trust, Series 3	35-2487151	922162102	922162110				FLTG3	9/10/2018	1.30000	0.11089
Variable & Fixed Rate Corporate Trust, Series 3	35-2487151	922162102	922162110				FLTG3	9/10/2018	55.55000	55.55000
Variable & Fixed Rate Corporate Trust, Series 3	35-2487151	922162102	922162110				FLTG3	10/10/2018	1.84000	0.15695
Variable & Fixed Rate Corporate Trust, Series 3	35-2487151	922162102	922162110				FLTG3	10/10/2018	48.93000	48.93000
Variable & Fixed Rate Corporate Trust, Series 3	35-2487151	922162102	922162110				FLTG3	11/10/2018	1.24000	0.10577
Variable & Fixed Rate Corporate Trust, Series 3	35-2487151	922162102	922162110				FLTG3	12/10/2018	0.68000	0.05800
Variable & Fixed Rate Corporate Trust, Series 3	35-2487151	922162102	922162110				FLTG3	12/10/2018	358.87000	358.87000
Variable & Fixed Rate Corporate Trust, Series 4	35-2497368	922162128	922162136				FLTG4	1/10/2018	2.55000	0.55973
Variable & Fixed Rate Corporate Trust, Series 4	35-2497368	922162128	922162136				FLTG4	2/10/2018	2.64000	0.57948
Variable & Fixed Rate Corporate Trust, Series 4	35-2497368	922162128	922162136				FLTG4	3/10/2018	2.65000	0.58168
Variable & Fixed Rate Corporate Trust, Series 4	35-2497368	922162128	922162136				FLTG4	3/10/2018	80.50000	80.50000
Variable & Fixed Rate Corporate Trust, Series 4	35-2497368	922162128	922162136				FLTG4	4/10/2018	2.37000	0.52022
Variable & Fixed Rate Corporate Trust, Series 4	35-2497368	922162128	922162136				FLTG4	5/10/2018	2.27000	0.49827
Variable & Fixed Rate Corporate Trust, Series 4	35-2497368	922162128	922162136				FLTG4	5/10/2018	59.26000	59.26000
Variable & Fixed Rate Corporate Trust, Series 4	35-2497368	922162128	922162136				FLTG4	6/10/2018	2.31000	0.50705
Variable & Fixed Rate Corporate Trust, Series 4	35-2497368	922162128	922162136				FLTG4	7/10/2018	2.34000	0.51363
Variable & Fixed Rate Corporate Trust, Series 4	35-2497368	922162128	922162136				FLTG4	8/10/2018	2.36000	0.51802
Variable & Fixed Rate Corporate Trust, Series 4	35-2497368	922162128	922162136				FLTG4	9/10/2018	2.29000	0.50266
Variable & Fixed Rate Corporate Trust, Series 4	35-2497368	922162128	922162136				FLTG4	10/10/2018	2.62000	0.57509
Variable & Fixed Rate Corporate Trust, Series 4	35-2497368	922162128	922162136				FLTG4	11/10/2018	2.31000	0.50705
Variable & Fixed Rate Corporate Trust, Series 4	35-2497368	922162128	922162136				FLTG4	12/10/2018	2.15000	0.47193
Variable & Fixed Rate Corporate Trust, Series 4	35-2497368	922162128	922162136				FLTG4	12/10/2018	115.79000	115.79000